

# **CIPROFLOXACIN AND FLUOCINOLONE ACETONIDE- ciprofloxacin and fluocinolone acetonide solution**

## **Xspire Pharma, LLC**

-----

### **HIGHLIGHTS OF PRESCRIBING INFORMATION**

**These highlights do not include all the information needed to use Ciprofloxacin and Fluocinolone Acetonide Otic Solution safely and effectively. See full prescribing information for Ciprofloxacin and Fluocinolone Acetonide Otic Solution.**

### **Ciprofloxacin and Fluocinolone Acetonide otic solution**

#### **Initial U.S. Approval: 2016**

#### **INDICATIONS AND USAGE**

Ciprofloxacin and Fluocinolone Acetonide Otic Solution is a combination of ciprofloxacin, a fluoroquinolone antibacterial, and fluocinolone acetonide, a corticosteroid, indicated for the treatment of acute otitis media with tympanostomy tubes (AOMT) in pediatric patients (aged 6 months and older) due to *Staphylococcus aureus*, *Streptococcus pneumoniae*, *Haemophilus influenzae*, *Moraxella catarrhalis*, and *Pseudomonas aeruginosa* ( 1)

#### **DOSAGE AND ADMINISTRATION**

- Ciprofloxacin and Fluocinolone Acetonide Otic Solution is for otic administration only. It is not for ophthalmic use, or for injection. ( 2)
- Instill the contents of one single-dose vial (0.25 mL) into the affected ear canal twice daily for 7 days. ( 2)
- Use this dosing regimen for patients aged 6 months and older. ( 2)

#### **DOSAGE FORMS AND STRENGTHS**

Otic Solution: Each single-dose vial of Ciprofloxacin and Fluocinolone Acetonide Otic Solution (ciprofloxacin 0.3 % and fluocinolone acetonide 0.025 %) delivers 0.25 mL of solution equivalent to ciprofloxacin 0.75 mg and fluocinolone acetonide 0.0625 mg. ( 3)

#### **CONTRAINDICATIONS**

Ciprofloxacin and Fluocinolone Acetonide Otic Solution is contraindicated in:

- Patients with known hypersensitivity to fluocinolone acetonide or other corticosteroids, ciprofloxacin or other quinolones, or to any component of Ciprofloxacin and Fluocinolone Acetonide Otic Solution. ( 4)
- Viral infections of the external ear canal, including varicella and herpes simplex infections and fungal otic infections. ( 4)

#### **WARNINGS AND PRECAUTIONS**

- *Hypersensitivity*: Discontinue use at the first appearance of a skin rash or any other sign of hypersensitivity. ( 5.1)
- *Potential for Microbial Overgrowth*: Prolonged use may result in the overgrowth of non-susceptible bacteria and fungi. If such infections occur, discontinue use and institute alternative therapy. ( 5.2)

#### **ADVERSE REACTIONS**

The most common adverse reactions that occurred in  $\geq 1$  patient were otorrhea, excessive granulation tissue, ear infection, ear pruritus, tympanic membrane disorder, auricular swelling and balance disorder ( 6.1)

To report SUSPECTED ADVERSE REACTIONS, contact Xspire Pharma at 1-888-252-3901 or FDA at 1-800-FDA-1088 or [www.fda.gov/medwatch](http://www.fda.gov/medwatch).

See 17 for PATIENT COUNSELING INFORMATION and PATIENT COUNSELING INFORMATION.

Revised: 6/2021

---

## **FULL PRESCRIBING INFORMATION: CONTENTS\***

### **1 INDICATIONS AND USAGE**

### **2 DOSAGE AND ADMINISTRATION**

### **3 DOSAGE FORMS AND STRENGTHS**

### **4 CONTRAINDICATIONS**

### **5 WARNINGS AND PRECAUTIONS**

5.1 Hypersensitivity Reactions

5.2 Potential for Microbial Overgrowth with Prolonged Use

5.3 Continued or Recurrent Otorrhea

### **6 ADVERSE REACTIONS**

6.1 Clinical Trials Experience

6.2 Postmarketing Experience

### **8 USE IN SPECIFIC POPULATIONS**

8.1 Pregnancy

8.2 Lactation

8.4 Pediatric Use

8.5 Geriatric Use

### **10 OVERDOSAGE**

### **11 DESCRIPTION**

### **12 CLINICAL PHARMACOLOGY**

12.1 Mechanism of Action

12.3 Pharmacokinetics

12.4 Microbiology

### **13 NONCLINICAL TOXICOLOGY**

13.1 Carcinogenesis, Mutagenesis, Impairment of Fertility

### **14 CLINICAL STUDIES**

### **16 HOW SUPPLIED/STORAGE AND HANDLING**

### **17 PATIENT COUNSELING INFORMATION**

\* Sections or subsections omitted from the full prescribing information are not listed.

---

## **FULL PRESCRIBING INFORMATION**

### **1 INDICATIONS AND USAGE**

Ciprofloxacin and Fluocinolone Acetonide Otic Solution is indicated for the treatment of acute otitis media with tympanostomy tubes (AOMT) in pediatric patients (aged 6 months and older) due to *Staphylococcus aureus*, *Streptococcus pneumoniae*, *Haemophilus influenzae*, *Moraxella catarrhalis*, and *Pseudomonas aeruginosa*.

## **2 DOSAGE AND ADMINISTRATION**

- Ciprofloxacin and Fluocinolone Acetonide Otic Solution is for otic use only. It is not for ophthalmic use, or for injection.

The recommended dosage regimen is as follows:

- Instill the contents of one single-dose vial 0.25 mL into the affected ear canal twice daily (approximately every 12 hours) for 7 days. Use this dosing for patients aged 6 months of age and older.
- Warm the solution by holding the vial in the hand for 1 to 2 minutes. This is to avoid dizziness, which may result from the instillation of a cold solution into the ear canal.
- The patient should lie with the affected ear upward, and then instill the medication.
- Pump the tragus 4 times by pushing inward to facilitate penetration of the medication into the middle ear.
- Maintain this position for 1 minute. Repeat, if necessary, for the opposite ear [*see Instructions for Use*].

## **3 DOSAGE FORMS AND STRENGTHS**

Otic Solution: Each single-dose vial of Ciprofloxacin and Fluocinolone Acetonide Otic Solution (ciprofloxacin 0.3 % and fluocinolone acetonide 0.025 %) delivers 0.25 mL of solution equivalent to ciprofloxacin 0.75 mg and fluocinolone acetonide 0.0625 mg.

## **4 CONTRAINDICATIONS**

Ciprofloxacin and Fluocinolone Acetonide Otic Solution is contraindicated in:

- Patients with known hypersensitivity to fluocinolone acetonide or other corticosteroids, ciprofloxacin or other quinolones, or to any other components of Ciprofloxacin and Fluocinolone Acetonide Otic Solution.
- Viral infections of the external ear canal, including varicella and herpes simplex infections and fungal otic infections.

## **5 WARNINGS AND PRECAUTIONS**

### **5.1 Hypersensitivity Reactions**

Ciprofloxacin and Fluocinolone Acetonide Otic Solution should be discontinued at the first appearance of a skin rash or any other sign of hypersensitivity. Serious and occasionally fatal hypersensitivity (anaphylactic) reactions, some following the first dose, have been reported in patients receiving systemic quinolones. Some reactions were accompanied by cardiovascular collapse, loss of consciousness, angioedema (including laryngeal, pharyngeal or facial edema), airway obstruction, dyspnea, urticaria and itching. Serious acute hypersensitivity reactions may require immediate emergency treatment.

### **5.2 Potential for Microbial Overgrowth with Prolonged Use**

Prolonged use of Ciprofloxacin and Fluocinolone Acetonide Otic Solution may result in

overgrowth of non-susceptible bacteria and fungi. If the infection is not improved after one week of treatment, cultures should be obtained to guide further treatment. If such infections occur, discontinue use and institute alternative therapy.

### 5.3 Continued or Recurrent Otorrhea

If otorrhea persists after a full course of therapy, or if two or more episodes of otorrhea occur within 6 months, further evaluation is recommended to exclude an underlying condition such as cholesteatoma, foreign body, or a tumor.

## 6 ADVERSE REACTIONS

The following serious adverse reactions are described elsewhere in the labeling:

Hypersensitivity Reactions [ *see Warnings and Precautions (5.1)* ]

### 6.1 Clinical Trials Experience

Because clinical trials are conducted under widely varying conditions, adverse reaction rates observed in the clinical trials of a drug cannot be directly compared to rates in the clinical trials of another drug and may not reflect the rates observed in practice.

In clinical trials, 224 patients with AOMT were treated with Ciprofloxacin and Fluocinolone Acetonide Otic Solution for a median duration of 7 days. All the patients received at least one dose of Ciprofloxacin and Fluocinolone Acetonide Otic Solution. There were 220 patients who received at least one dose of ciprofloxacin (CIPRO) and 213 patients received at least one dose of fluocinolone acetonide (FLUO).

The most common adverse reactions that occurred in 1 or more patients are as follows:

**Table 1: Selected Adverse Reactions that Occurred in 1 or more Patients in the Ciprofloxacin and Fluocinolone Acetonide Otic Solution Group**

Adverse Reactions *	Number (%) of Patients		
	Ciprofloxacin and Fluocinolone Acetonide Otic Solution N=224	CIPRO N=220	FLUO N=213
Otorrhea	12 (5.4%)	9 (4.1%)	12 (5.6%)
Excessive granulation tissue	3 (1.3%)	0 (0.0%)	2 (0.9%)
Ear infection	2 (0.9%)	3 (1.4%)	1 (0.5%)
Ear pruritus	2 (0.9%)	1 (0.5%)	1 (0.5%)
Tympanic membrane disorder	2 (0.9%)	0 (0.0%)	0 (0.0%)
Auricular swelling	1 (0.4%)	1 (0.5%)	0 (0.0%)
Balance disorder	1 (0.4%)	0 (0.0%)	0 (0.0%)

\* Selected adverse reactions that occurred in  $\geq 1$  patient in the

Ciprofloxacin and Fluocinolone Acetonide Otic Solution group derived from all reported adverse events that could be related to the study drug or the drug class.

## 6.2 Postmarketing Experience

The following adverse reactions have been identified during postapproval use of ciprofloxacin and fluocinolone acetonide otic solution, 0.3% / 0.025% outside the US. Because these reactions are reported voluntarily from a population of uncertain size, it is not always possible to reliably estimate their frequency or establish a causal relationship to drug exposure.

- *Immune system disorders*:allergic reaction.
- *Infections and infestations*:candidiasis.
- *Nervous system disorders*:dysgeusia, paresthesia (tingling in ears), dizziness, headache.
- *Ear and labyrinth disorders*:ear discomfort, hypoacusis, tinnitus, ear congestion.
- *Vascular disorders*:flushing.
- *Skin and subcutaneous tissue disorders*:skin exfoliation.
- *Injury, poisoning and procedural complications*:device occlusion (tympanostomy tube obstruction).

## 8 USE IN SPECIFIC POPULATIONS

### 8.1 Pregnancy

#### Risk Summary

Ciprofloxacin and Fluocinolone Acetonide Otic Solution is negligibly absorbed following otic administration and maternal use is not expected to result in fetal exposure to ciprofloxacin and fluocinolone acetonide [see *Clinical Pharmacology (12.3)*].

### 8.2 Lactation

#### Risk Summary

Ciprofloxacin and Fluocinolone Acetonide Otic Solution is negligibly absorbed by the mother following otic administration and breastfeeding is not expected to result in exposure of the infant to ciprofloxacin and fluocinolone acetonide [ see *Clinical Pharmacology (12.3)*].

### 8.4 Pediatric Use

Ciprofloxacin and Fluocinolone Acetonide Otic Solution has been studied in patients as young as 6 months in adequate and well-controlled clinical trials. No major differences in safety and effectiveness have been observed between adult and pediatric patients [ see *Indications and Usage (1)and Dosage and Administration (2)*].

### 8.5 Geriatric Use

Clinical studies of Ciprofloxacin and Fluocinolone Acetonide Otic Solution did not include sufficient numbers of subjects aged 65 years and over to determine whether they respond differently from younger subjects. Other reported clinical experience has not

identified differences in responses between the elderly and younger patients.

## 10 OVERDOSAGE

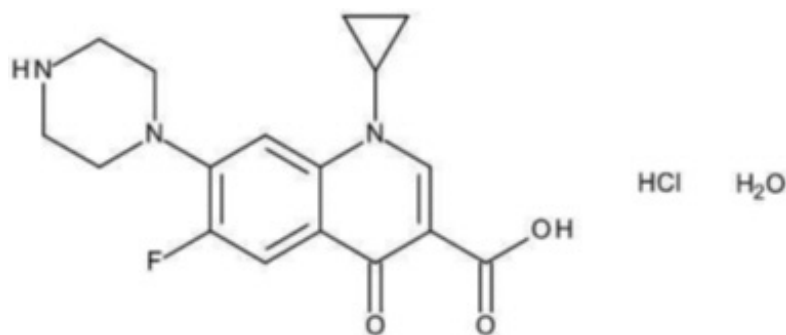
Due to the characteristics of this preparation, no toxic effects are to be expected with an otic overdose of Ciprofloxacin and Fluocinolone Acetonide Otic Solution.

## 11 DESCRIPTION

Ciprofloxacin and Fluocinolone Acetonide Otic Solution, 0.3% / 0.025% is a sterile, preservative-free, clear otic solution containing the fluoroquinolone antibacterial, ciprofloxacin hydrochloride, combined with the corticosteroid, fluocinolone acetonide. Each single-dose vial contains a deliverable volume of 0.25 mL solution of ciprofloxacin hydrochloride equivalent to 0.75 mg ciprofloxacin and 0.0625 mg fluocinolone acetonide. The pH of the solution ranges from 3.5 to 5.0. The inactive ingredients are polysorbate 80, glycerin, povidone K90F and water for injection.

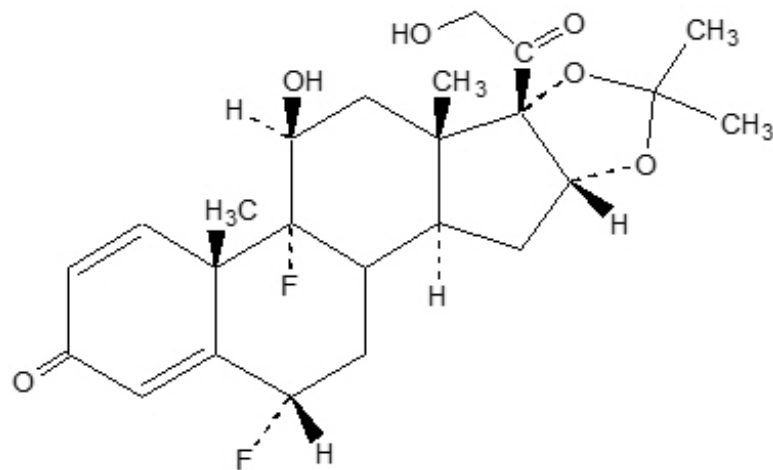
Ciprofloxacin is available as the monohydrochloride, monohydrate salt of 1-cyclopropyl-6-fluoro-1,4-dihydro-4-oxo-7-(1-piperazinyl)-3-quinolinecarboxylic acid. Its molecular formula is  $C_{17}H_{18}FN_3O_3 \cdot HCl \cdot H_2O$ .

The chemical structure of ciprofloxacin hydrochloride is:



The chemical name of fluocinolone acetonide is (6 $\alpha$ ,11 $\beta$ ,16 $\alpha$ )-6,9-difluoro-11,21-dihydroxy-16,17[(1-methylethylidene)bis(oxy)]-pregna-1,4-diene-3,20-dione, cyclic 16,17 acetal with acetone[67-73-2]. Its molecular formula is  $C_{24}H_{30}F_2O_6$ .

The chemical structure of fluocinolone acetonide is:



## 12 CLINICAL PHARMACOLOGY

### 12.1 Mechanism of Action

Ciprofloxacin is a fluoroquinolone antibacterial [ see *Microbiology (12.4)*].

Fluocinolone acetonide, a corticosteroid, inhibits the local biosynthesis of prostaglandins, which explains part of its anti-inflammatory efficacy. At the cellular level, corticosteroids induce peptides called lipocortins. Lipocortins antagonize phospholipase A2, an enzyme which causes the breakdown of leukocyte lysosomal membranes to release arachidonic acid. This action decreases the subsequent formation and release of endogenous inflammatory mediators including prostaglandins, kinins, histamine, liposomal enzymes and the complement system.

### 12.3 Pharmacokinetics

In two studies in children with AOMT aged  $\geq 6$  months to 12 years, blood samples were taken in subgroups of 16 and 14 patients, at Visit 1 (prior to the first dose) and Visit 3 (within 1 and 2 hours after the last dose) respectively, to determine the plasma concentrations of ciprofloxacin and/or fluocinolone acetonide following administration of Ciprofloxacin and Fluocinolone Acetonide Otic Solution at the recommended dosage regimen of 0.25 mL twice daily. Pharmacokinetic (PK) analysis resulted in only 1 sample showing a detectable concentration of ciprofloxacin in plasma of 3.0 mcg/L after 7 days of treatment, and no detectable concentrations in plasma of fluocinolone acetonide were observed. However, the sample with detectable ciprofloxacin concentrations was from a patient who had bilateral AOMT (protocol deviation because all patients participating in the PK study were to have unilateral otorrhea) and who received treatment in both ears with ciprofloxacin 0.3% otic solution, the active comparator.

### 12.4 Microbiology

#### Mechanism of Action

The bactericidal action of ciprofloxacin results from interference with the enzyme DNA gyrase, which is needed for the synthesis of bacterial DNA.

#### Resistance

Bacterial resistance to quinolones can develop through chromosomal or plasmid-mediated mechanisms.

*In vitro* studies demonstrated cross-resistance between ciprofloxacin and some fluoroquinolones. There is generally no cross-resistance between ciprofloxacin and other classes of antibacterial agents such as beta-lactams or aminoglycosides.

#### Antimicrobial Activity

Ciprofloxacin has been shown to be active against most isolates of the following bacteria, both *in vitro* and clinically in otic infections [ see *Indications and Usage (1)*]:

Aerobic Bacteria:

Gram-positive Bacteria:

*Staphylococcus aureus*

*Streptococcus pneumoniae*

Gram-negative Bacteria:  
*Pseudomonas aeruginosa*  
*Haemophilus influenzae*  
*Moraxella catarrhalis*

## 13 NONCLINICAL TOXICOLOGY

### 13.1 Carcinogenesis, Mutagenesis, Impairment of Fertility

#### Carcinogenesis

No long term studies of Ciprofloxacin and Fluocinolone Acetonide Otic Solution have been performed to evaluate carcinogenic potential.

Long-term carcinogenicity studies in mice and rats have been completed for ciprofloxacin. After daily oral doses of 750 mg/kg (mice) and 250 mg/kg (rats) were administered for up to 2 years, there was no evidence that ciprofloxacin had any carcinogenic or tumorigenic effects in these species.

Long-term animal studies have not been performed to evaluate the carcinogenic potential of fluocinolone acetonide.

#### Mutagenesis

Eight *in vitro* mutagenicity tests have been conducted with ciprofloxacin, and the test results are listed below:

- Salmonella/Microsome Test (Negative)
- *E. coli* DNA Repair Assay (Negative)
- Mouse Lymphoma Cell Forward Mutation Assay (Positive)
- Chinese Hamster V79 Cell HGPRT Test (Negative)
- Syrian Hamster Embryo Cell Transformation Assay (Negative)
- *Saccharomyces cerevisiae* Point Mutation Assay (Negative)
- *Saccharomyces cerevisiae* Mitotic Crossover and Gene Conversion Assay (Negative)
- Rat Hepatocyte DNA Repair Assay (Positive)

Thus, 2 of the 8 tests were positive, but results of the following 3 *in vivo* test systems gave negative results:

- Rat Hepatocyte DNA Repair Assay
- Micronucleus Test (Mice)
- Dominant Lethal Test (Mice)

Studies have not been performed to evaluate the mutagenic potential of fluocinolone acetonide. Some corticosteroids have been found to be genotoxic.

#### Impairment of Fertility

No reproduction toxicity studies were conducted with Ciprofloxacin and Fluocinolone Acetonide Otic Solution. Absorption of ciprofloxacin and fluocinolone acetonide following otic administration of Ciprofloxacin and Fluocinolone Acetonide Otic Solution at the recommended dosage is negligible [ see *Clinical Pharmacology (12.3)*].

## 14 CLINICAL STUDIES



Two phase 3 multicenter, randomized, double-blind, active-controlled, parallel group trials were conducted in 662 pediatric patients in total (aged 6 months to 12 years old) with AOMT, to assess the efficacy and safety of Ciprofloxacin and Fluocinolone Acetonide Otic Solution compared to ciprofloxacin otic solution and to fluocinolone acetonide otic solution (Trial 1 and Trial 2).

In both trials, the Ciprofloxacin and Fluocinolone Acetonide Otic Solution treatment arms showed significantly shorter times to cessation of otorrhea in comparison to both the ciprofloxacin and fluocinolone acetonide alone arms demonstrating the contribution of both components of Ciprofloxacin and Fluocinolone Acetonide Otic Solution. The results are presented in the table below:

**Table 2: Results of the Primary Endpoint: Time to Cessation of Otorrhea (Trial 1 and Trial 2)**

	Treatment arm		
	Ciprofloxacin and Fluocinolone Acetonide Otic Solution (N=112)	CIPRO (N=109)	FLUO (N=110)
<b>Trial 1</b>			
Number (%) with cessation of otorrhea by Day 22	88 (78.6%)	73 (67.0%)	53 (48.2%)
Median time to cessation *(days)	3.75	7.69	n.e.
p-value vs Ciprofloxacin and Fluocinolone Acetonide Otic Solution †		<0.001	<0.001
<b>Trial 2</b>	<b>Ciprofloxacin and Fluocinolone Acetonide Otic Solution (N=111)</b>	<b>CIPRO (N=112)</b>	<b>FLUO (N=108)</b>
Number (%) with cessation of otorrhea by Day 22	87 (78.4%)	77 (68.8%)	47 (43.5%)
Median time to cessation *(days)	4.94	6.83	n.e.
p-value vs Ciprofloxacin and Fluocinolone Acetonide Otic Solution †		0.028	<0.001

n.e.: not estimable because the number of censored patients was greater than the number of patients with cessation of otorrhea

\* Kaplan-Meier median estimate censored all subjects who did not have a cessation of otorrhea at the maximum time point of 22 days.

† Log-rank test stratified by age (patients younger than 3 years versus 3 years and older)

## 16 HOW SUPPLIED/STORAGE AND HANDLING

### How supplied

Ciprofloxacin and Fluocinolone Acetonide Otic Solution, 0.3 %/0.025 %, is a sterile, preservative-free, clear otic solution supplied in blue translucent single-dose 0.25 mL vials. Fourteen single-dose vials are packaged in a protective foil pouch contained in a carton (NDC 42195-128-14).

### Storage

Store at 20°-25°C (68°-77°F); excursions permitted to 15°-30°C (59°-86°F) [see USP Controlled Room Temperature]. Protect from light; store unused vials in pouch and discard 7 days after opening the pouch. Do not open until ready to use. Discard vial after use.

## 17 PATIENT COUNSELING INFORMATION

Advise the patient or caregiver to read the FDA-approved patient labeling ( *Patient Information and Instructions for Use*).

### Administration Instructions

- Advise patients that Ciprofloxacin and Fluocinolone Acetonide Otic Solution is for otic use only. It is not to be used in the eyes.
- Advise patients to warm the otic solution by holding the vial in the hand for 1 to 2 minutes before instilling it in the ear, to avoid dizziness.

### Hypersensitivity Reactions

- Advise patients to immediately discontinue Ciprofloxacin and Fluocinolone Acetonide Otic Solution at the first appearance of a skin rash or any other sign of hypersensitivity [see *Warnings and Precautions (5.1)*]

Ciprofloxacin and Fluocinolone Acetonide Otic Solution is:

Distributed by:  
Xspire Pharma, LLC  
Ridgeland, MS 39157

Under license of Laboratorios SALVAT, S.A.

U.S. Patent No: 8,932,610

OTO-PIAG-01

<p style="text-align: center;"><b>PATIENT INFORMATION</b> <b>Ciprofloxacin and Fluocinolone Acetonide</b> <b>(sip-roh-flok-suh-sin and floo-oh-SIN-oh-lone uh-SEET-oh-nide)</b> <b>Otic Solution</b></p>
--

### **What is Ciprofloxacin and Fluocinolone Acetonide Otic Solution?**

Ciprofloxacin and Fluocinolone Acetonide Otic Solution is a prescription medicine used in the ear only (otic use) that contains 2 medicines, a quinolone antibiotic medicine called ciprofloxacin and a corticosteroid medicine called fluocinolone acetonide. Ciprofloxacin

and Fluocinolone Acetonide Otic Solution is used in children 6 months of age and older to treat a type of middle ear infection called acute otitis media with tympanostomy tubes (AOMT) in children who have a tube in their eardrum known as a tympanostomy tube, to prevent having too much fluid in the middle ear.

It is not known if Ciprofloxacin and Fluocinolone Acetonide Otic Solution is safe and effective in children under 6 months of age.

### **Who should not use Ciprofloxacin and Fluocinolone Acetonide Otic Solution?**

Do not use Ciprofloxacin and Fluocinolone Acetonide Otic Solution if you:

- Are allergic to ciprofloxacin, quinolones, fluocinolone acetonide, corticosteroids or any of the ingredients in Ciprofloxacin and Fluocinolone Acetonide Otic Solution. See the end of this Patient Information leaflet for a complete list of ingredients in Ciprofloxacin and Fluocinolone Acetonide Otic Solution.
- Have an outer ear canal infection caused by certain viruses including chicken pox (varicella) and the herpes simplex virus.
- Have an ear infection caused by a fungus.

### **What should I tell my healthcare provider before using Ciprofloxacin and Fluocinolone Acetonide Otic Solution?**

**Before using Ciprofloxacin and Fluocinolone Acetonide Otic Solution, tell your healthcare provider about all of your medical conditions, including if you:**

- Are pregnant or plan to become pregnant, although Ciprofloxacin and Fluocinolone Acetonide Otic Solution is not expected to harm your baby.
- Are breastfeeding or plan to breastfeed, although Ciprofloxacin and Fluocinolone Acetonide Otic Solution is not expected to pass into your breast milk and to harm your baby.

**Tell your healthcare provider about all the medicines you take,** including prescription and over-the-counter medicines, vitamins, and herbal supplements. Know the medicines you take. Keep a list of them to show your healthcare provider and pharmacist when you get a new medicine.

### **How should I use Ciprofloxacin and Fluocinolone Acetonide Otic Solution?**

- Read the detailed Instructions for Use that come with Ciprofloxacin and Fluocinolone Acetonide Otic Solution.
- Use Ciprofloxacin and Fluocinolone Acetonide Otic Solution exactly as your healthcare provider tells you to use it.
- **Ciprofloxacin and Fluocinolone Acetonide Otic Solution is for use in the ear only** (otic use). Do not inject Ciprofloxacin and Fluocinolone Acetonide Otic Solution or use Ciprofloxacin and Fluocinolone Acetonide Otic Solution in the eye.
- Ciprofloxacin and Fluocinolone Acetonide Otic Solution comes as a liquid in single-dose vials.
- Apply the entire dose of Ciprofloxacin and Fluocinolone Acetonide Otic Solution from 1 of the single-dose vials, into the affected ear 2 times a day (for a total of 2 single-dose vials a day) for 7 days. Each dose should be about 12 hours apart.

If your symptoms do not improve after 7 days of treatment with Ciprofloxacin and Fluocinolone Acetonide Otic Solution, call your healthcare provider.

- Call your healthcare provider right away if:
  - you have fluid that continues to drain from your ear (otorrhea) after you have finished your treatment with Ciprofloxacin and Fluocinolone Acetonide Otic

Solution

- you have fluid that drains from your ear 2 or more times within 6 months after you stop treatment with Ciprofloxacin and Fluocinolone Acetonide Otic Solution.

### **What are the possible side effects of Ciprofloxacin and Fluocinolone Acetonide Otic Solution?**

#### **Ciprofloxacin and Fluocinolone Acetonide Otic Solution may cause serious side effects, including:**

- **Allergic reactions.** Stop using Ciprofloxacin and Fluocinolone Acetonide Otic Solution and call your health care provider if you have any of the following signs or symptoms of an allergic reaction:
  - hives (urticaria)
  - swelling of your face, lips, mouth, or tongue
  - rash
  - itching
  - trouble breathing
  - dizziness, fast heartbeat, or pounding in your chest

The most common side effects that occurred during the testing of Ciprofloxacin and Fluocinolone Acetonide Otic Solution include:

- - fluid that continues to drain from your ear (otorrhea)
  - extra tissue that grows on a part of the ear that has been injured (excessive granulation tissue)
  - ear pain
  - ear infection
  - ear itching (pruritus)
  - swelling of the outer or inside part of the ear
  - balance problems

If an allergic reaction to Ciprofloxacin and Fluocinolone Acetonide Otic Solution occurs, stop using the product and contact your doctor.

Tell your healthcare provider if you have any side effect that bothers you or that does not go away.

These are not all the possible side effects of Ciprofloxacin and Fluocinolone Acetonide Otic Solution. For more information, ask your healthcare provider or pharmacist. Call your doctor for medical advice about side effects. You may report side effects to FDA at 1-800-FDA-1088.

#### **How should I store Ciprofloxacin and Fluocinolone Acetonide Otic Solution?**

- Store unopened Ciprofloxacin and Fluocinolone Acetonide Otic Solution vials in the protective foil pouch they come in.
- Store Ciprofloxacin and Fluocinolone Acetonide Otic Solution at 20°-25°C (68°-77°F).
- Keep Ciprofloxacin and Fluocinolone Acetonide Otic Solution out of light.
- Do not open the Ciprofloxacin and Fluocinolone Acetonide Otic Solution foil pouch until ready to use.
- When the Ciprofloxacin and Fluocinolone Acetonide Otic Solution foil pouch is opened, use the vials within 7 days.
- When a Ciprofloxacin and Fluocinolone Acetonide Otic Solution vial is opened, use it right away.

**Keep Ciprofloxacin and Fluocinolone Acetonide Otic Solution and all medicines out of the reach of children.**

**General information about the safe and effective use of Ciprofloxacin and Fluocinolone Acetonide Otic Solution.**

Medicines are sometimes prescribed for purposes other than those listed in a Patient Information leaflet. Do not use Ciprofloxacin and Fluocinolone Acetonide Otic Solution for a condition for which it was not prescribed. Do not give Ciprofloxacin and Fluocinolone Acetonide Otic Solution to other people, even if they have the same symptoms that you have. It may harm them.

This Patient Information leaflet summarizes the most important information about Ciprofloxacin and Fluocinolone Acetonide Otic Solution. If you would like more information, talk with your healthcare provider. You can ask your pharmacist or healthcare provider for information about Ciprofloxacin and Fluocinolone Acetonide Otic Solution that is written for healthcare professionals.

**What are the ingredients in Ciprofloxacin and Fluocinolone Acetonide Otic Solution?**

**Active ingredients:** ciprofloxacin and fluocinolone acetonide.

**Inactive ingredients:** polysorbate, povidone, glycerin, and water.

**Distributed by:** Xspire Pharma, LLC, Ridgeland, MS 39157.

Under license of Laboratorios Salvat, S.A.

For more information, go to [www.xspirerx.com](http://www.xspirerx.com) or call 1-888-252-3901.

This Patient Information has been approved by the U.S. Food and Drug Administration  
Issued: 06/2021

**INSTRUCTIONS FOR USE**

**CIPROFLOXACIN AND FLUOCINOLONE ACETONIDE**

**(sip-roh-flok-suh-sin and floo-oh-SIN-oh-lone uh-SEET-oh-nide)**

**Otic Solution**

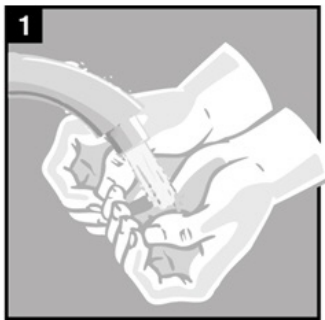
Read this Instructions for Use that comes with Ciprofloxacin and Fluocinolone Acetonide Otic Solution before you start using it and each time you get a refill. There may be new information. This information does not take the place of talking with your healthcare provider about your medical condition or treatment.

**Important information about Ciprofloxacin and Fluocinolone Acetonide Otic Solution:**

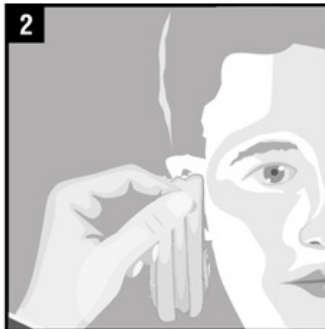
- **Ciprofloxacin and Fluocinolone Acetonide Otic Solution is for use in the ear only (otic use).** Do not inject Ciprofloxacin and Fluocinolone Acetonide Otic Solution or use Ciprofloxacin and Fluocinolone Acetonide Otic Solution in the eye.
- Use Ciprofloxacin and Fluocinolone Acetonide Otic Solution exactly as your healthcare provider tells you to use it.

**How should I use Ciprofloxacin and Fluocinolone Acetonide Otic Solution?**

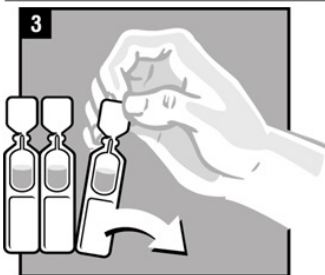
**Step 1.** You or your caregiver should wash their hands with soap and water.



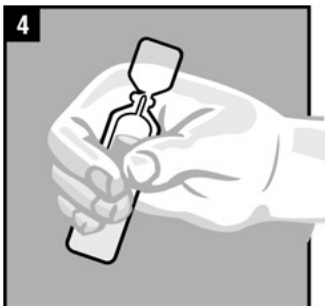
**Step 2.** Gently clean any fluid (discharge) from the outer ear using a clean cloth or tissue. **Do not** put a cotton swab or any other object in the ear canal.



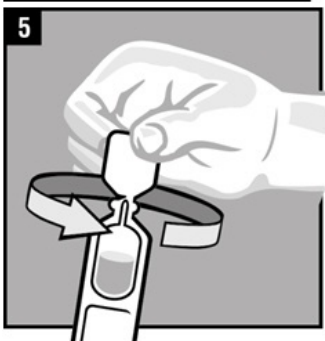
**Step 3.** Remove Ciprofloxacin and Fluocinolone Acetonide Otic Solution from the protective foil pouch. Pull apart 1 single-dose vial of Ciprofloxacin and Fluocinolone Acetonide Otic Solution as shown, by tearing along the dotted lines (perforations) until it is fully separated.



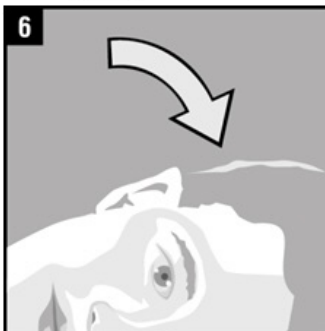
**Step 4.** Warm the dose of Ciprofloxacin and Fluocinolone Acetonide Otic Solution by holding the vial in your hand for **1 to 2 minutes**.



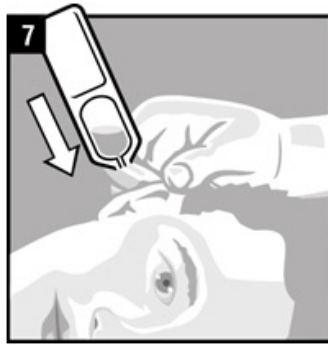
**Step 5.** Twist off the vial cap in the direction of the arrow as shown.



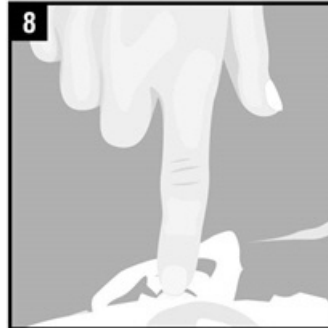
**Step 6.** The person receiving Ciprofloxacin and Fluocinolone Acetonide Otic Solution should be on his/her side with the infected ear up as shown.



**Step 7.** Hold the vial of Ciprofloxacin and Fluocinolone Acetonide Otic Solution in your hand and place the vial close to the ear. Let the entire dose of Ciprofloxacin and Fluocinolone Acetonide Otic Solution fall into the affected ear.



**Step 8.** Gently **press the part of the ear known as the tragus 4 times** using a pumping motion as shown. This will allow the drops of Ciprofloxacin and Fluocinolone Acetonide Otic Solution to enter the middle ear.



**Step 9.** Remain on your side with the affected ear facing upward for **1 minute**.



**Step 10.** If your healthcare provider has told you to use Ciprofloxacin and Fluocinolone Acetonide Otic Solution in both ears, repeat Steps 2-9 for the other ear.

**Step 11.** Safely throw away Ciprofloxacin and Fluocinolone Acetonide Otic Solution vials after use.

This Instructions for Use has been approved by the Food and Drug Administration.

### **PRINCIPAL DISPLAY PANEL - 0.25 mL Vial Pouch Carton**

NDC 42195-128-14

Rx Only

Ciprofloxacin 0.3% and  
Fluocinolone Acetonide 0.025%

Otic solution

Sterile

Preservative-free

**FOR USE IN THE EAR ONLY**

Contents:  
 14 vials  
 0.25 mL each  
 (Deliverable volume)  
 Xspire Pharma, LLC  
 Salvat



## CIPROFLOXACIN AND FLUOCINOLONE ACETONIDE

ciprofloxacin and fluocinolone acetonide solution

### Product Information

<b>Product Type</b>	HUMAN PRESCRIPTION DRUG	<b>Item Code (Source)</b>	NDC:42195-128
<b>Route of Administration</b>	AURICULAR (OTIC)		

### Active Ingredient/Active Moiety

Ingredient Name	Basis of Strength	Strength
<b>CIPROFLOXACIN</b> (UNII: 5E8K9I0O4U) (CIPROFLOXACIN - UNII:5E8K9I0O4U)	CIPROFLOXACIN	0.75 mg in 0.25 mL
<b>FLUOCINOLONE ACETONIDE</b> (UNII: 0CD5FD6S2M) (FLUOCINOLONE	FLUOCINOLONE	0.0625 mg



ACETONIDE - UNII:0CD5FD6S2M)

ACETONIDE

in 0.25 mL

**Inactive Ingredients**

Ingredient Name	Strength
<b>GLYCERIN</b> (UNII: PDC6A3C0OX)	
<b>POLYSORBATE 80</b> (UNII: 6OZP39ZG8H)	
<b>POVIDONE K90</b> (UNII: RDH86HJV5Z)	
<b>WATER</b> (UNII: 059QF0KO0R)	

**Packaging**

#	Item Code	Package Description	Marketing Start Date	Marketing End Date
1	NDC:42195-128-14	1 in 1 CARTON	10/04/2021	
1		14 in 1 POUCH		
1		0.25 mL in 1 VIAL, SINGLE-DOSE; Type 0: Not a Combination Product		

**Marketing Information**

Marketing Category	Application Number or Monograph Citation	Marketing Start Date	Marketing End Date
NDA authorized generic	NDA208251	10/04/2021	

**Labeler** - Xspire Pharma, LLC (078312042)

Revised: 10/2024

Xspire Pharma, LLC