

**AMPICILLIN- ampicillin injection, powder, for solution**  
**Sterisience Specialties Private Limited**

-----  
**Ampicillin for Injection, USP**

**For Intramuscular or Intravenous Injection**

**Rx only**

To reduce the development of drug-resistant bacteria and maintain the effectiveness of ampicillin and other antibacterial drugs, ampicillin should be used only to treat or prevent infections that are proven or strongly suspected to be caused by bacteria.

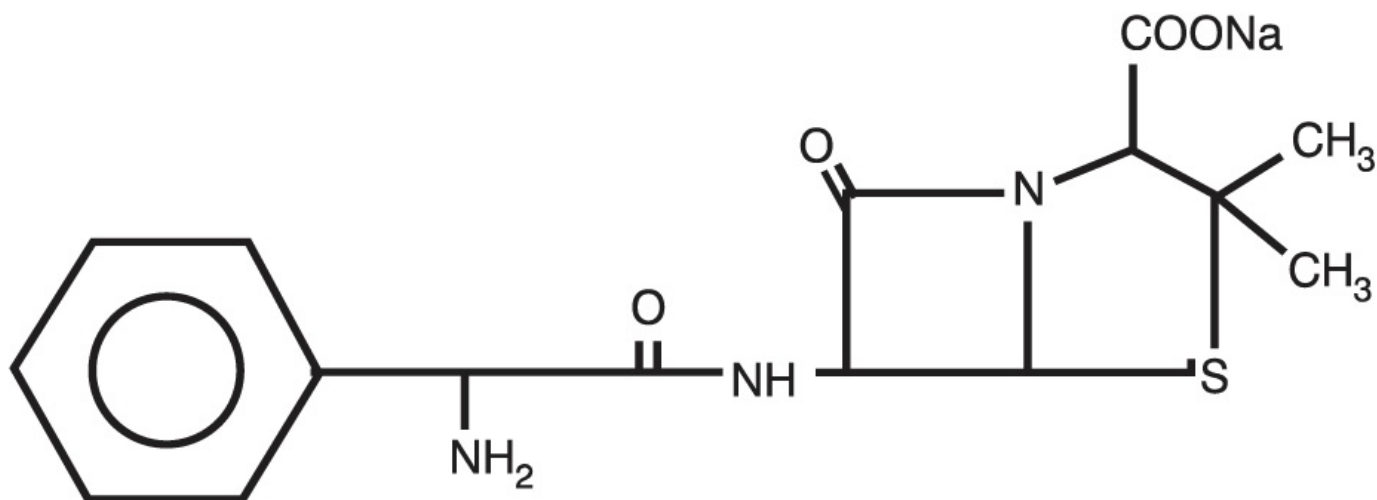
**DESCRIPTION**

Ampicillin for Injection, USP the monosodium salt of [2S-[2 $\alpha$ ,5 $\alpha$ ,6 $\beta$ (S\*)]]-6-[(aminophenylacetyl)amino]-3,3-dimethyl-7-oxo-4-thia-1-azabicyclo[3.2.0]heptane-2-carboxylic acid, is a synthetic penicillin. It is an antibacterial agent with a broad spectrum of bactericidal activity against both penicillin-susceptible Gram-positive organisms and many common Gram-negative pathogens.

Ampicillin for Injection, USP is a white to off-white crystalline sterile powder and forms a clear colorless solution upon reconstitution with sterile water for injection, USP or Bacteriostatic water for injection, USP.

Each vial of Ampicillin for Injection, USP contains ampicillin sodium equivalent to 250 mg, 500 mg, 1 gram or 2 gram ampicillin. The sodium content is 16.46 mg (0.71 mEq) per 250 mg, 32.91 mg (1.43 mEq) per 500 mg, 65.83 mg (2.86 mEq) per 1 g, 131.66 mg (5.72 mEq) per 2 g of ampicillin.

It has the following molecular structure:



The molecular formula is  $C_{16}H_{18}N_3NaO_4S$ , and the molecular weight is 371.39. The pH range of the reconstituted solution is 8 to 10.

## CLINICAL PHARMACOLOGY

Ampicillin for Injection, USP diffuses readily into most body tissues and fluids. However, penetration into the cerebrospinal fluid and brain occurs only when the meninges are inflamed. Ampicillin is excreted largely unchanged in the urine and its excretion can be delayed by concurrent administration of probenecid. Due to maturational changes in renal function, ampicillin half-life decreases as postmenstrual age (a sum of gestational age and postnatal age) increases for infants with postnatal age of less than 28 days. The active form appears in the bile in higher concentrations than those found in serum. Ampicillin is the least serum-bound of all the penicillins, averaging about 20% compared to approximately 60 to 90% for other penicillins. Ampicillin for Injection, USP is well tolerated by most patients and has been given in doses of 2 grams daily for many weeks without adverse reactions.

## Microbiology

While *in vitro* studies have demonstrated the susceptibility of most strains of the following organisms, clinical efficacy for infections other than those included in the **INDICATIONS AND USAGE** section has not been demonstrated.

### *Antibacterial Activity*

The following bacteria have been shown in *in vitro* studies to be susceptible to Ampicillin for Injection, USP:

#### Gram-positive Bacteria

Hemolytic and nonhemolytic streptococci

*Streptococcus pneumoniae*

Nonpenicillinase-producing staphylococci

*Clostridium* spp.

*B. anthracis*

*Listeria monocytogenes*

Most strains of enterococci.

#### Gram-negative Bacteria

*H. influenzae*

*N. gonorrhoeae*

*N. meningitis*

*Proteus mirabilis*

Many strains of *Salmonella*, *Shigella*, and *E. coli*.

AMPICILLIN does not resist destruction by penicillinase.

### *Susceptibility Test Methods*

## Diffusion Techniques

Quantitative methods that require measurement of zone diameters provide reproducible estimates of the susceptibility of bacteria to antimicrobial compounds. One such standardized procedure<sup>1,2</sup> that has been recommended for use with disks to test the susceptibility of microorganisms to ampicillin, uses the 10 mcg ampicillin disk.

Interpretation involves correlation of the diameter obtained in the disk test with the minimum inhibitory concentration (MIC) for ampicillin. Reports from the laboratory providing results of the standard single-disk susceptibility test with a 10 mcg ampicillin disk should be interpreted according to the criteria provided in Table 1.

## Dilution Techniques

Quantitative methods that are used to determine minimum inhibitory concentrations (MICs) provide reproducible estimates of the susceptibility of bacteria to antimicrobial compounds. One such standardized procedure<sup>1,3</sup> uses a standardized dilution method (broth or agar) or equivalent with ampicillin powder. The MIC values obtained should be interpreted according to the criteria provided in Table 1.

### • **Table 1: Susceptibility Test Interpretive Criteria**

| • Pathogen  | • Susceptibility Test Result Interpretive Criteria |          |      |  |           |      |
|---|--|----------|------|--|-----------|------|
|   | • Disk diffusion (Zone diameter in mm)             |          |      | • Minimal Inhibitory Concentration (MIC in mcg/mL) |           |      |
|   | S  | I        | R    | S  | I         | R    |
| Enterobacteriaceae  | ≥17  | 14 to 16 | ≤13  | ≤8   | 16        | ≥32  |
| <i>Enterococcus</i> spp.  | ≥17  | -        | ≤ 16 | ≤8   | -         | ≥ 16 |
| <i>Haemophilus influenzae</i> and <i>Haemophilus parainfluenzae</i> | ≥22  | 19 to 21 | ≤18  | ≤1   | 2         | ≥4   |
| <i>Streptococcus</i> spp. (beta-hemolytic group)                    | ≥24  | -        | -    | ≤0.25  | -         | -    |
| <i>Streptococcus</i> spp. (viridans group)                          | -  | -        | -    | ≤0.25  | 0.5 to 4  | ≥8   |
| <i>Neisseria meningitidis</i>                                       | -  | -        | -    | ≤0.12  | 0.25 to 1 | ≥2   |

Non-meningitidis *S. pneumoniae* isolates may be considered susceptible to ampicillin if the isolate has a penicillin MIC of ≤ 0.06 mcg/mL.

Susceptibility of staphylococci to ampicillin may be deduced from testing only penicillin and either cefoxitin or oxacillin.

A report of “Susceptible”(S) indicates that the pathogen is likely to be inhibited by usually achievable concentrations of the antimicrobial compound in the blood. A report of “Intermediate” (I) indicates that the result should be considered equivocal, if the microorganism is not fully susceptible to alternative, clinically feasible drugs, the test should be repeated. This category implies possible clinical applicability in body sites where the drug is physiologically concentrated or in situations where high dosage of the drug can be used. This category also provides a buffer zone that prevents small

uncontrolled technical factors from causing major discrepancies in interpretation. A report of “Resistant” (R) indicates that the pathogen is not likely to be inhibited if the antimicrobial compound in the blood reaches the concentrations usually achievable; other therapy should be selected.

### Quality Control

Standardized susceptibility test procedures require the use of laboratory control microorganisms <sup>1,2,3</sup>.

The 10 mcg ampicillin disk and the standard ampicillin powder should provide respectively the following zone diameters and MIC values in these laboratory test quality control strains:

- **Table 2: Acceptable Quality Control Ranges**

| Microorganism                                  | Acceptable Quality Control Ranges                 |  |
|--|---|--|
|  | Disk diffusion<br>(Zone diameter ranges<br>in mm) | Minimal Inhibitory<br>Concentration Range<br>(MIC in mcg/mL) |
| <i>Enterococcus faecalis</i><br>ATCC® 29212    | -   | 0.5 to 2   |
| <i>Escherichia coli</i><br>ATCC® 25922         | 16 to 22  | 2 to 8   |
| <i>Escherichia coli</i><br>ATCC® 35218         | 6   | > 32   |
| <i>Haemophilus influenzae</i><br>ATCC® 49247   | 13 to 21  | 2 to 8   |
| <i>Staphylococcus aureus</i><br>ATCC® 25923    | 27 to 35  | -  |
| <i>Staphylococcus aureus</i><br>ATCC® 29213    | -   | 0.5 to 2   |
| <i>Streptococcus pneumoniae</i><br>ATCC® 49619 | 30 to 36  | 0.06 to 0.25   |

### **INDICATIONS AND USAGE**

Ampicillin for Injection, USP is indicated in the treatment of infections caused by susceptible strains of the designated organisms in the following conditions:

**Respiratory tract Infections** caused by *S. pneumoniae*, *Staphylococcus aureus* (penicillinase and nonpenicillinase-producing), *H. influenzae*, and Group A beta-hemolytic Streptococci.

**Bacterial Meningitis** caused by *E. coli*, Group B Streptococci, and other Gram-negative bacteria (*Listeria monocytogenes*, *N. meningitidis*). The addition of an aminoglycoside with ampicillin may increase its effectiveness against Gram-negative bacteria.

**Septicemia and Endocarditis** caused by susceptible Gram-positive organisms including *Streptococcus spp.*, penicillin G-susceptible staphylococci, and enterococci. Gram-negative sepsis caused by *E. coli*, *Proteus mirabilis* and *Salmonella spp.* responds to ampicillin. Endocarditis due to enterococcal strains usually respond to intravenous

therapy. The addition of an aminoglycoside may enhance the effectiveness of ampicillin when treating streptococcal endocarditis.

**Urinary Tract Infections** caused by sensitive strains of *E. coli* and *Proteus mirabilis*.

**Gastrointestinal Infections** caused by *Salmonella typhi* (typhoid fever), other *Salmonella* spp., and *Shigella* spp. (dysentery) usually respond to oral or intravenous therapy.

Bacteriology studies to determine the causative organisms and their susceptibility to ampicillin should be performed. Therapy may be instituted prior to obtaining results of susceptibility testing. It is advisable to reserve the parenteral form of this drug for moderately severe and severe infections and for patients who are unable to take the oral forms. A change to oral ampicillin may be made as soon as appropriate.

To reduce the development of drug-resistant bacteria and maintain the effectiveness of Ampicillin for Injection, USP and other antibacterial drugs, Ampicillin for Injection, USP should be used only to treat or prevent infections that are proven or strongly suspected to be caused by susceptible bacteria. When culture and susceptibility information are available, they should be considered in selecting or modifying antibacterial therapy. In the absence of such data, local epidemiology and susceptibility patterns may contribute to the empiric selection of therapy.

Indicated surgical procedures should be performed.

## **CONTRAINDICATIONS**

A history of a previous hypersensitivity reaction to any of the penicillins is a contraindication.

## **WARNINGS**

Serious and occasionally fatal hypersensitivity (anaphylactoid) reactions have been reported in patients on penicillin therapy. Although anaphylaxis is more frequent following parenteral therapy, it has occurred in patients on oral penicillins. These reactions are more apt to occur in individuals with a history of penicillin hypersensitivity and/or a history of sensitivity to multiple allergens.

There have been well-documented reports of individuals with a history of penicillin hypersensitivity reactions who have experienced severe hypersensitivity reactions when treated with a cephalosporin. Before initiating therapy with a penicillin, careful inquiry should be made concerning previous hypersensitivity reactions to penicillins, cephalosporins, and other allergens. If an allergic reaction occurs, the drug should be discontinued and appropriate therapy instituted.

**SERIOUS ANAPHYLACTOID REACTIONS REQUIRE IMMEDIATE EMERGENCY TREATMENT WITH EPINEPHRINE, OXYGEN, INTRAVENOUS STEROIDS, AND AIRWAY MANAGEMENT, INCLUDING INTUBATION, SHOULD ALSO BE ADMINISTERED AS INDICATED.**

*Clostridium difficile* associated diarrhea (CDAD) has been reported with use of nearly all antibacterial agents, including Ampicillin for Injection, and may range in severity from mild diarrhea to fatal colitis. Treatment with antibacterial agents alters the normal flora of the colon leading to overgrowth of *C. difficile*.

*C. difficile* produces toxins A and B which contribute to the development of CDAD. Hypertoxin producing strains of *C. difficile* cause increased morbidity and mortality, as these infections can be refractory to antimicrobial therapy and may require colectomy. CDAD must be considered in all patients who present with diarrhea following antibiotic use. Careful medical history is necessary since CDAD has been reported to occur over two months after the administration of antibacterial agents.

If CDAD is suspected or confirmed, ongoing antibiotic use not directed against *C. difficile* may need to be discontinued. Appropriate fluid and electrolyte management, protein supplementation, antibiotic treatment of *C. difficile*, and surgical evaluation should be instituted as clinically indicated.

## **PRECAUTIONS**

### **General**

The possibility of superinfections with mycotic organisms or bacterial pathogens should be kept in mind during therapy. In such cases, discontinue the drug and substitute appropriate treatment.

A high percentage (43 to 100 percent) of patients with infectious mononucleosis who receive ampicillin develop a skin rash. Typically, the rash appears 7 to 10 days after the start of oral ampicillin therapy and remains for a few days to a week after the drug is discontinued. In most cases, the rash is maculopapular, pruritic, and generalized. Therefore, the administration of ampicillin is not recommended in patients with mononucleosis. It is not known whether these patients are truly allergic to ampicillin.

Prescribing ampicillin for injection in the absence of a proven or strongly suspected bacterial infection or a prophylactic indication is unlikely to provide benefit to the patient and increases the risk of the development of drug-resistant bacteria.

### **Information for Patients**

Patients should be counseled that antibacterial drugs including ampicillin should only be used to treat bacterial infections. They do not treat viral infections (e.g., the common cold). When ampicillin is prescribed to treat a bacterial infection, patients should be told that although it is common to feel better early in the course of therapy, the medication should be taken exactly as directed. Skipping doses or not completing the full course of therapy may: (1) decrease the effectiveness of the immediate treatment, and (2) increase the likelihood that bacteria will develop resistance and will not be treatable by ampicillin or other antibacterial drugs in the future.

Diarrhea is a common problem caused by antibiotics which usually ends when the antibiotic is discontinued. Sometimes after starting treatment with antibiotics, patients can develop watery and bloody stools (with or without stomach cramps and fever) even as late as two or more months after having taken the last dose of the antibiotic. If this occurs, patients should contact their physician as soon as possible.

### **Laboratory Tests**

As with any potent drug, periodic assessment of organ system function, including renal, hepatic, and hematopoietic, should be made during prolonged therapy.

Transient elevation of serum transaminase has been observed following administration of ampicillin. The significance of this finding is not known.

### **Drug Interactions**

The concurrent administration of allopurinol and ampicillin increases substantially the incidence of skin rashes in patients receiving both drugs as compared to patients receiving ampicillin alone. It is not known whether this potentiation of ampicillin rashes is due to allopurinol or the hyperuricemia present in these patients.

### **Drug/Laboratory Test Interactions**

With high urine concentrations of ampicillin, false-positive glucose reactions may occur if Clinitest, Benedict's Solution, or Fehling's Solution are used. Therefore, it is recommended that glucose tests based on enzymatic glucose oxidase reactions (such as Clinistix or Tes-Tape) be used.

### **Carcinogenesis, Mutagenesis, and Impairment of Fertility**

No long-term animal studies have been conducted with this drug.

### **Pregnancy - Category B**

Reproduction studies have been performed in laboratory animals at doses several times the human dose and have revealed no evidence of adverse effects due to ampicillin. There are, however, no adequate and well-controlled studies in pregnant women. Because animal reproduction studies are not always predictive of human response, this drug should be used during pregnancy only if clearly needed.

### **Labor and Delivery**

Oral ampicillin-class antibiotics are poorly absorbed during labor. Studies in guinea pigs showed that intravenous administration of ampicillin slightly decreased the uterine tone and frequency of contractions, but moderately increased the height and duration of contractions. However, it is not known whether use of these drugs in humans during labor or delivery has immediate or delayed adverse effects on the fetus, prolongs the duration of labor, or increases the likelihood that forceps delivery or other obstetrical intervention or resuscitation of the newborn will be necessary.

### **Nursing Mothers**

Ampicillin is excreted in trace amounts in human milk. Therefore, caution should be exercised when ampicillin-class antibiotics are administered to a nursing woman.

### **Pediatric Use**

Guidelines for the administration of these drugs to children, including neonates are presented in **DOSAGE AND ADMINISTRATION section**.

## **ADVERSE REACTIONS**

As with other penicillins, it may be expected that untoward reactions will be essentially limited to sensitivity phenomena. They are more likely to occur in individuals who have previously demonstrated hypersensitivity to penicillins and in those with a history of allergy, asthma, hay fever, or urticaria.

The following adverse reactions have been reported as associated with the use of ampicillin:

### **Gastrointestinal**

Glossitis, stomatitis, black “hairy” tongue, nausea, vomiting, enterocolitis, pseudomembranous colitis, and diarrhea. (These reactions are usually associated with oral dosage forms.)

### **Hypersensitivity Reactions**

Skin rashes and urticaria have been reported frequently. A few cases of exfoliative dermatitis and erythema multiforme have been reported. Anaphylaxis is the most serious reaction experienced and has usually been associated with the parenteral dosage form.

**Note:** Urticaria, other skin rashes, and serum sickness-like reactions may be controlled with antihistamines and, if necessary, systemic corticosteroids. Whenever such reactions occur, ampicillin should be discontinued, unless, in the opinion of the physician, the condition being treated is life-threatening and amenable only to ampicillin therapy. Serious anaphylactic reactions require the immediate use of epinephrine, oxygen, and intravenous steroids.

**Liver** – A moderate rise in serum glutamic oxaloacetic transaminase (SGOT) has been noted, particularly in infants, but the significance of this finding is unknown. Mild transitory SGOT elevations have been observed in individuals receiving larger (two to four times) than usual and oft-repeated intramuscular injections. Evidence indicates that glutamic oxaloacetic transaminase (GOT) is released at the site of intramuscular injection of ampicillin sodium and that the presence of increased amounts of this enzyme in the blood does not necessarily indicate liver involvement.

**Hemic and Lymphatic Systems** – Anemia, thrombocytopenia, thrombocytopenic purpura, eosinophilia, leukopenia, and agranulocytosis have been reported during therapy with the penicillins. These reactions are usually reversible on discontinuation of therapy and are believed to be hypersensitivity phenomena.

**Central Nervous System** - Seizures

**To report SUSPECTED ADVERSE REACTIONS, contact Steriscience at 1-888-278-1784 or FDA at 1-800-FDA-1088 or [www.fda.gov/medwatch](http://www.fda.gov/medwatch).**

### **OVERDOSAGE**

In cases of overdose, discontinue medication, treat symptomatically, and institute supportive measures as required. In patients with renal function impairment, ampicillin-class antibiotics can be removed by hemodialysis but not peritoneal dialysis.

### **DOSAGE AND ADMINISTRATION**

**Infections of the respiratory tract and soft tissues.**

**Patients weighing 40 kg (88 lbs) or more:** 250 to 500 mg every 6 hours.

**Patients weighing less than 40 kg (88 lbs):** 25 to 50 mg/kg/day in equally divided



doses at 6- to 8- hour intervals.

**Infections of the gastrointestinal and genitourinary tracts (including those caused by *Neisseria gonorrhoeae* in females).**

**Patients weighing 40 kg (88 lbs) or more:** 500 mg every 6 hours.

**Patients weighing less than 40 kg (88 lbs):** 50 mg/kg/day in equally divided doses at 6- to 8- hour intervals.

In the treatment of chronic urinary tract and intestinal infections, frequent bacteriological and clinical appraisal is necessary. Smaller doses than those recommended above should not be used. Higher doses should be used for stubborn or severe infections. In stubborn infections, therapy may be required for several weeks. It may be necessary to continue clinical and/or bacteriological follow-up for several months after cessation of therapy.

**Urethritis in males due to *N. gonorrhoeae*.**

**Adults** - Two doses of 500 mg each at an interval of 8 to 12 hours. Treatment may be repeated if necessary or extended if required.

In the treatment of complications of gonorrhoeal urethritis, such as prostatitis and epididymitis, prolonged and intensive therapy is recommended. Cases of gonorrhoea with a suspected primary lesion of syphilis should have darkfield examinations before receiving treatment. In all other cases where concomitant syphilis is suspected, monthly serological tests should be made for a minimum of four months.

The doses for the preceding infections may be given by either the intramuscular or intravenous route. A change to oral ampicillin may be made when appropriate.

**Bacterial Meningitis**

**Adults and children** - 150 to 200 mg/kg/day in equally divided doses every 3 to 4 hours. (Treatment may be initiated with intravenous drip therapy and continued with intramuscular injections.) The doses for other infections may be given by either the intravenous or intramuscular route.

**Neonates (less than or equal to 28 days of postnatal age)** - Dosage should be based on

Gestational age and Postnatal age according to Table 3.

**TABLE 3: Dosage in Neonates (less than or equal to 28 days of postnatal age) for Bacterial**

**Meningitis and Septicemia:**

| <b>Gestational age (weeks)</b> | <b>Postnatal age (days)</b>                 | <b>Dosage</b>   |
|--------------------------------|---|---|
| less than or equal to 34       | less than or equal to 7                     | 100 mg/kg/day in equally divided doses every 12 hours |
| less than or equal to 34       | greater than or equal to 8 and less than 28 | 150 mg/kg/day in equally divided doses every 12 hours |
| greater than 34                | less than or equal to 28                    | 150 mg/kg/day in equally                              |

## Septicemia

**Adults and children** - 150 to 200 mg/kg/day. Start with intravenous administration for at least three days and continue with the intramuscular route every 3 to 4 hours.

**Neonates (less than or equal to 28 days of postnatal age)** - Dosage should be based on Gestational age and Postnatal age according to Table 3 (above).

Treatment of all infections should be continued for a minimum of 48 to 72 hours beyond the time that the patient becomes asymptomatic or evidence of bacterial eradication has been obtained. A minimum of 10 days treatment is recommended for any infection caused by Group A beta-hemolytic streptococci to help prevent the occurrence of acute rheumatic fever or acute glomerulonephritis.

## DIRECTIONS FOR USE

Use only freshly prepared solutions. Intramuscular and intravenous injections should be administered within one hour after preparation since the potency may decrease significantly after this period.

**For Intramuscular Use** - Dissolve contents of a vial with the amount of Sterile Water for Injection, USP, or Bacteriostatic Water for Injection, USP, listed in the table below:

| NDC          | Label Claim | Recommended Amount of Diluent | Withdrawable volume | Concentration (in mg/mL) |
|--------------|-------------|-------------------------------|---------------------|--------------------------|
| 67457-353-10 | 250 mg      | 1 mL                          | 1 mL                | 250 mg                   |
| 67457-350-10 | 500 mg      | 1.8 mL                        | 2 mL                | 250 mg                   |
| 67457-351-10 | 1 gram      | 3.5 mL                        | 4 mL                | 250 mg                   |
| 67457-352-10 | 2 grams     | 6.8 mL                        | 8 mL                | 250 mg                   |

While Ampicillin for Injection, USP, 1 g and 2 g, are primarily for intravenous use, they may be administered intramuscularly when the 250 mg or 500 mg vials are unavailable. In such instances, dissolve in 3.5 or 6.8 mL Sterile Water for Injection, USP, or Bacteriostatic Water for Injection, USP respectively. The resulting solution will provide a concentration of 250 mg per mL.

Ampicillin for Injection USP, 125 mg is intended primarily for pediatric use. It also serves as a convenient dosage form when small parenteral doses of the antibiotic are required.

**For Direct Intravenous Use** - Add 5 mL Sterile Water for Injection, USP, or Bacteriostatic Water for Injection, USP to the 250 mg, and 500 mg vials and administer slowly over a 3- to 5- minute period. Ampicillin for Injection, USP 1 g or 2 g, may also be given by direct Intravenous administration. Dissolve in 7.4 or 14.8 mL Sterile Water for Injection, USP, or Bacteriostatic Water for Injection, USP, respectively, and administer slowly over at least 10 to 15 minutes. CAUTION: More rapid administration may result in convulsive seizures.

**For Administration by Intravenous Drip** - Reconstitute as directed above ( **For Direct Intravenous Use**) prior to diluting with Intravenous Solution. Stability studies on ampicillin sodium at several concentrations in various intravenous solutions indicate

the drug will lose less than 10% activity at the temperatures noted for the time periods stated.

| <b>Room Temperature<br/>(25°C)</b>    |                       |                          |
|---------------------------------------|-----------------------|--------------------------|
| <b>Diluent</b>                        | <b>Concentrations</b> | <b>Stability Periods</b> |
| Sterile Water for Injection, USP      | up to 30 mg/mL        | 8 hours                  |
| Sodium Chloride Injection USP, 0.9%   | up to 30 mg/mL        | 8 hours                  |
| 5% Dextrose in Water                  | 10 to 20 mg/mL        | 1 hour                   |
| 5% Dextrose in Water                  | up to 2 mg/mL         | 2 hours                  |
| 5% Dextrose in 0.45% Sodium Chloride  | up to 2 mg/mL         | 2 hours                  |
| Lactated Ringer's Solution            | up to 30 mg/mL        | 8 hours                  |
| <b>Refrigerated (4°C)</b>             |                       |                          |
| Sterile Water for Injection, USP      | 30 mg/mL              | 48 hours                 |
| Sterile Water for Injection, USP      | up to 20 mg/mL        | 72 hours                 |
| Sodium Chloride Injection USP, 0.9%   | 30 mg/mL              | 24 hours                 |
| Sodium Chloride Injection USP, 0.9%   | up to 20 mg/mL        | 48 hours                 |
| Lactated Ringer's Solution            | up to 30 mg/mL        | 24 hours                 |
| 5% Dextrose in Water                  | up to 20 mg/mL        | 1 hour                   |
| 5% Dextrose and 0.45% Sodium Chloride | up to 10 mg/mL        | 1 hour                   |

Only those solutions listed above should be used for the intravenous infusion of Ampicillin for injection, USP. The concentrations should fall within the range specified. The drug concentration and the rate and volume of the infusion should be adjusted so that the total dose of ampicillin is administered before the drug loses its stability in the solution in use.

## HOW SUPPLIED

Ampicillin for Injection, USP for IM or IV Injection. Each vial of Ampicillin for Injection contains ampicillin sodium equivalent to 250 mg, 500 mg, 1 gram, or 2 grams ampicillin.

|              |                              |
|--------------|------------------------------|
| 82449-902-10 | 250 mg vial packaged in 10s  |
| 82449-903-10 | 500 mg vial packaged in 10s  |
| 82449-511-10 | 1 gram vial packaged in 10s  |
| 82449-512-10 | 2 grams vial packaged in 10s |

## STORAGE AND HANDLING

**Store dry powder at 20 ° to 25 ° C (68 ° to 77 ° F). [See USP controlled room temperature.] Protect the constituted solution from freezing.**

## REFERENCES

1. Clinical and Laboratory Standards Institute (CLSI). *Performance Standards for Antimicrobial Susceptibility Testing; Twenty-fifth Informational Supplement*. CLSI

document M100-S25. Clinical and Laboratory Standards Institute, 950 West Valley Road, Suite 2500, Wayne, Pennsylvania 19087, USA, 2015.

2. Clinical and Laboratory Standards Institute (CLSI). *Performance Standards for Antimicrobial Disk Diffusion Susceptibility Tests; Approved Standard – Twelfth Edition*. CLSI document M02-A12, Clinical and Laboratory Standards Institute, 950 West Valley Road, Suite 2500, Wayne, Pennsylvania 19087, USA, 2015.

3. Clinical and Laboratory Standards Institute (CLSI). *Methods for Dilution Antimicrobial Susceptibility Tests for Bacteria that Grow Aerobically; Approved Standard - Tenth Edition*. CLSI document M07-A10, Clinical and Laboratory Standards Institute, 950 West Valley Road, Suite 2500, Wayne, Pennsylvania 19087, USA, 2015.

Clinitest is a registered trademark of Miles, Inc.

Clinistix is a registered trademark of Bayer Corporation.

Tes-Tape is a registered trademark of Eli Lilly Company.

Manufactured by:

Steriscience Specialties Private Limited - Beta Lactam Division

## Package/Label Display Panel

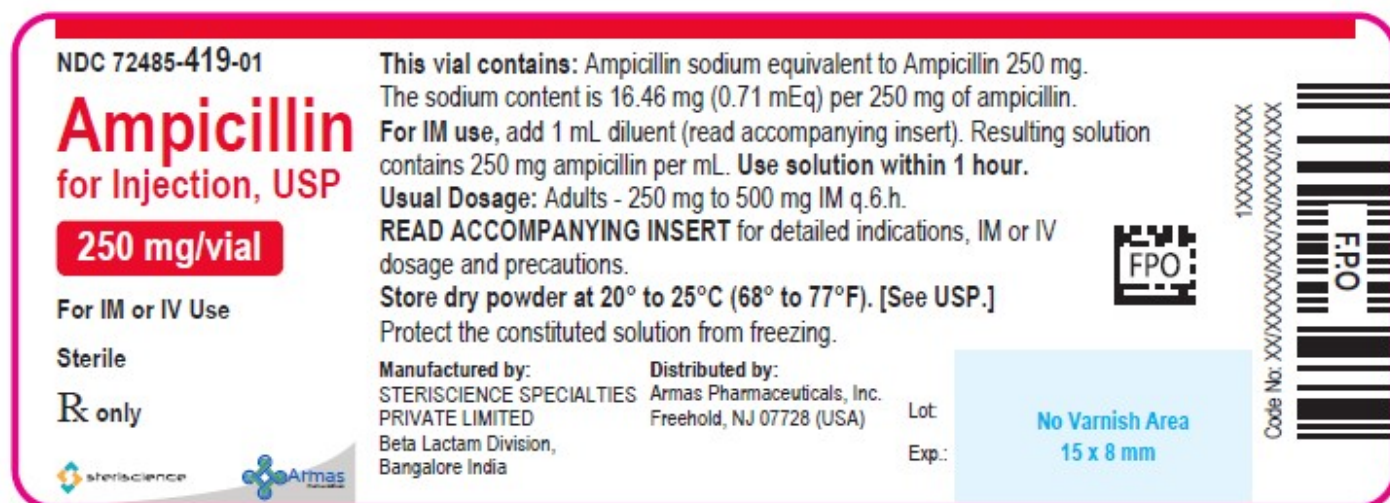
Ampicillin for Injection, USP

250 mg/vial

For IM or IV Use

Sterile

Rx only



The image shows a detailed label for Ampicillin for Injection, USP. The label is rectangular with a red border and contains the following information:

- NDC 72485-419-01**
- Ampicillin for Injection, USP**
- 250 mg/vial** (in a red box)
- For IM or IV Use**
- Sterile**
- Rx only**
- This vial contains:** Ampicillin sodium equivalent to Ampicillin 250 mg. The sodium content is 16.46 mg (0.71 mEq) per 250 mg of ampicillin. **For IM use, add 1 mL diluent (read accompanying insert). Resulting solution contains 250 mg ampicillin per mL. Use solution within 1 hour.**
- Usual Dosage:** Adults - 250 mg to 500 mg IM q.6.h.
- READ ACCOMPANYING INSERT** for detailed indications, IM or IV dosage and precautions.
- Store dry powder at 20° to 25°C (68° to 77°F). [See USP.]**
- Protect the constituted solution from freezing.
- Manufactured by:** STERISCIENCE SPECIALTIES PRIVATE LIMITED, Beta Lactam Division, Bangalore India
- Distributed by:** Armas Pharmaceuticals, Inc. Freehold, NJ 07728 (USA)
- Lot: [ ]
- Exp.: [ ]
- No Varnish Area 15 x 8 mm** (in a light blue box)
- FPO** (in a square box)
- Barcode with **FPO** and **Code No: XXXXXXXXXXXXXXXXXXXXXXXX1**
- Logos for **steriscience** and **Armas**

Ampicillin for Injection, USP

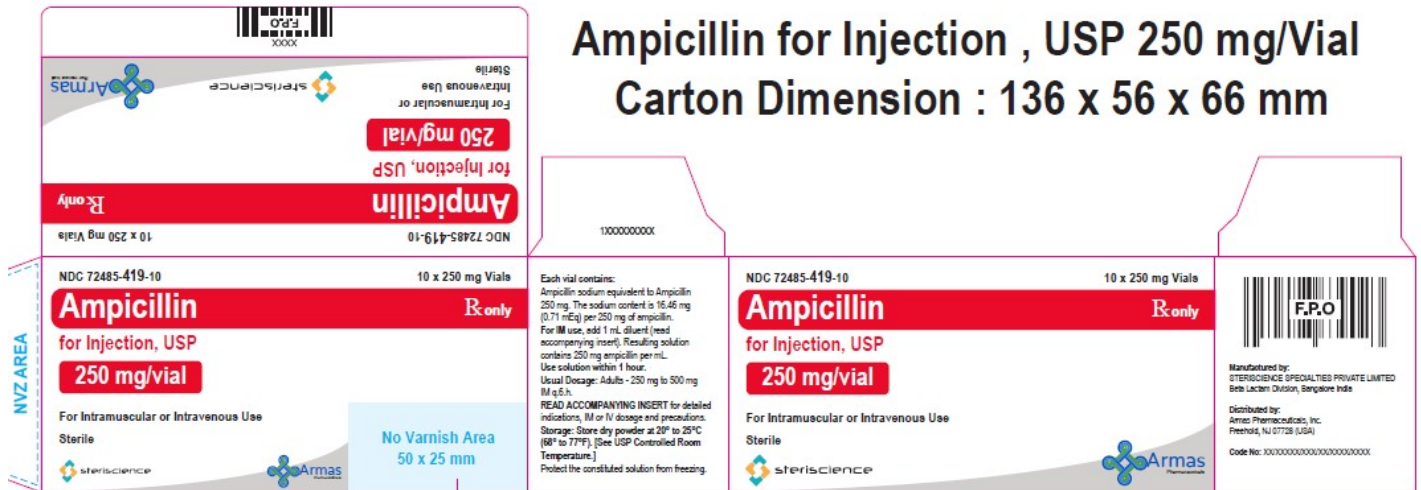
250 mg/vial

For IM or IV Use

Sterile

Rx only

10 × 250 mg Vials



### Package/Label Display Panel

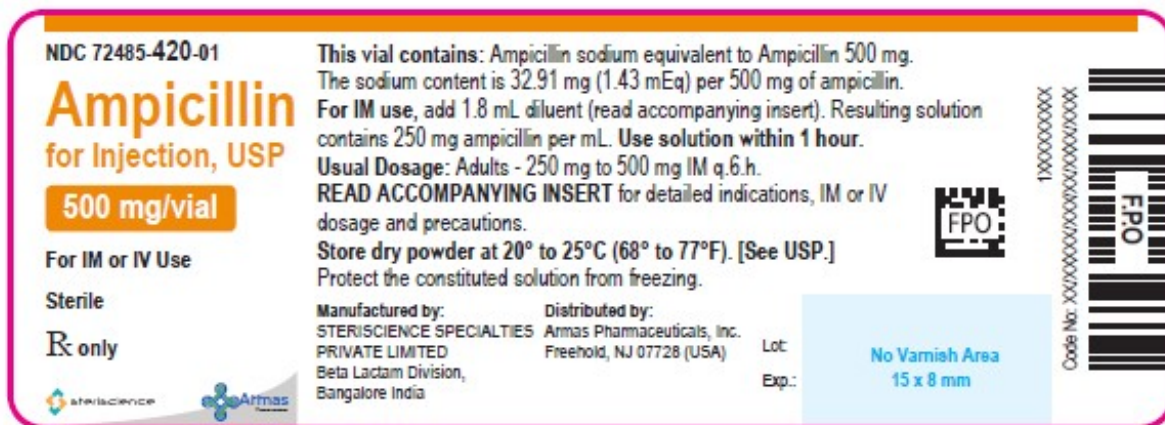
Ampicillin for Injection, USP

500 mg/vial

For Intramuscular or Intravenous Use

Sterile

Rx only



Ampicillin for Injection, USP

500 mg/vial

For Intramuscular or Intravenous Use

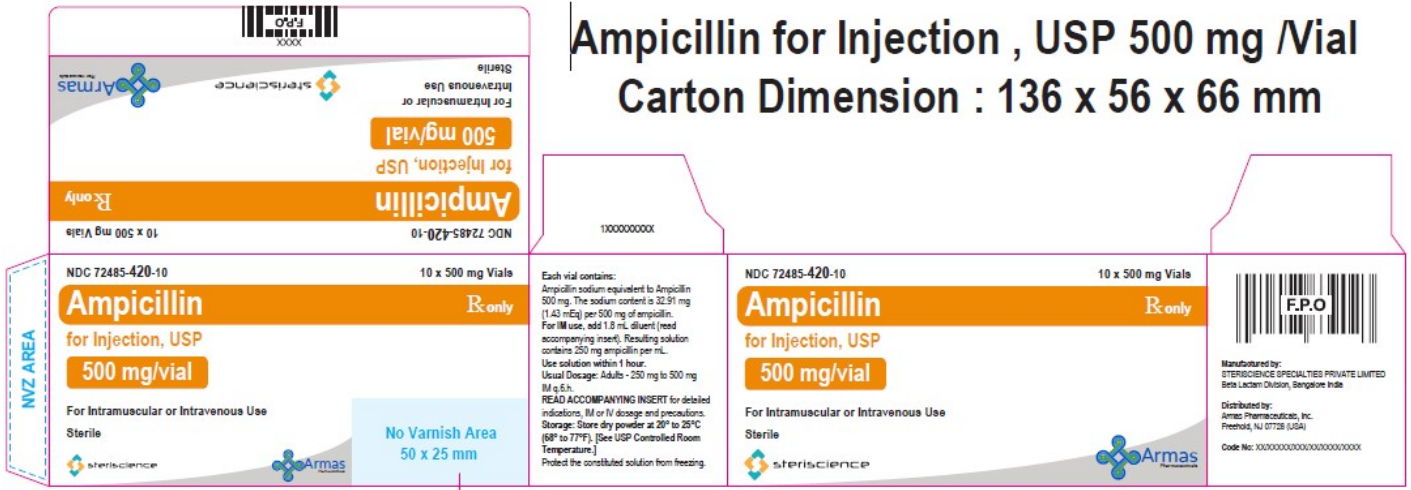
Sterile

Rx only

10 × 500 mg vials

# Ampicillin for Injection , USP 500 mg /Vial

Carton Dimension : 136 x 56 x 66 mm



## Package/Label Display Panel

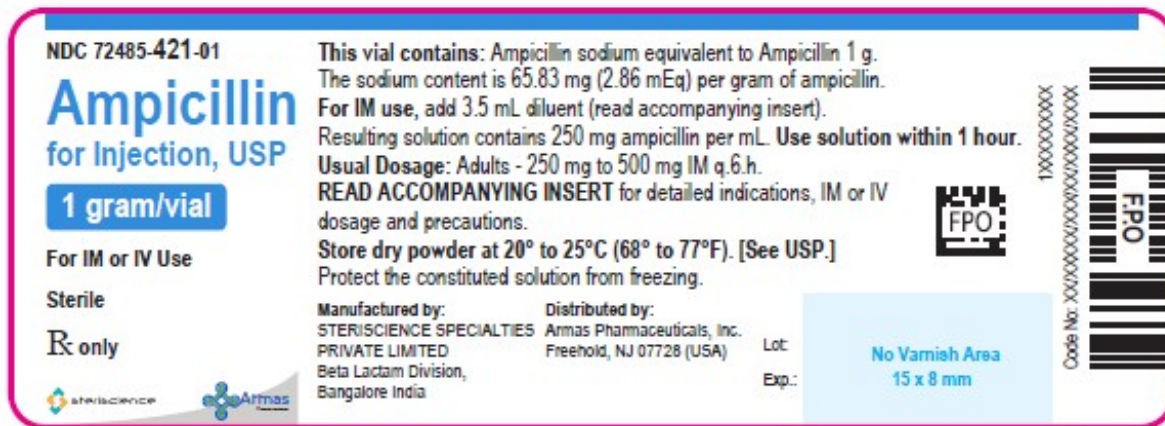
Ampicillin for Injection, USP

1 gram/vial

For Intramuscular or Intravenous Use

Sterile

Rx only



Ampicillin for Injection, USP

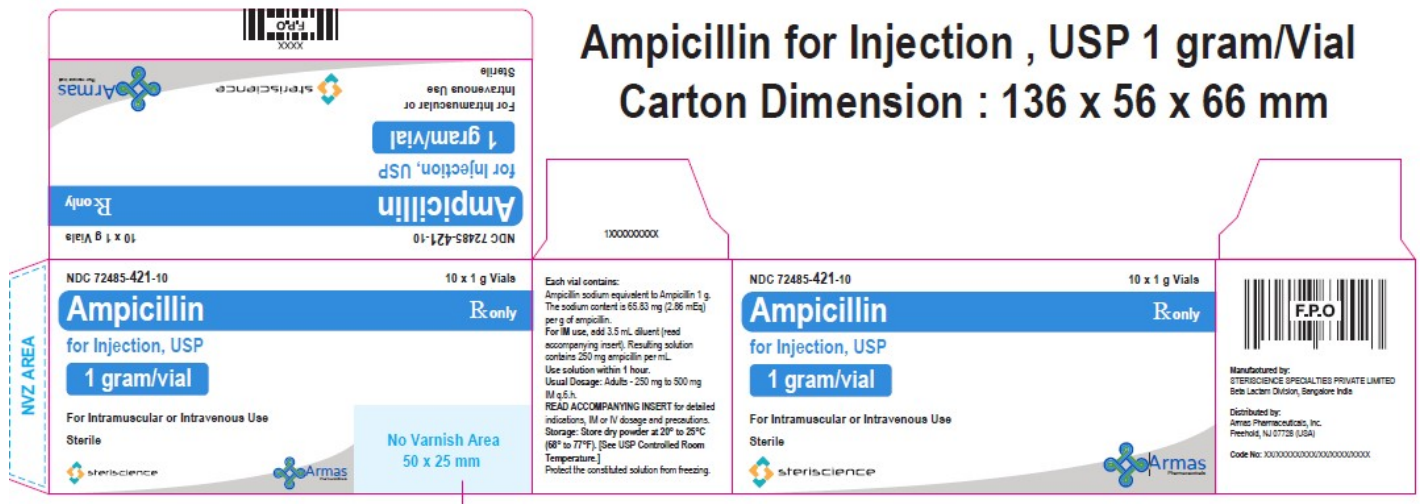
1 gram/vial

For Intramuscular or Intravenous Use

Sterile

Rx only

10 × 1 g Vials



## Package/Label Display Panel

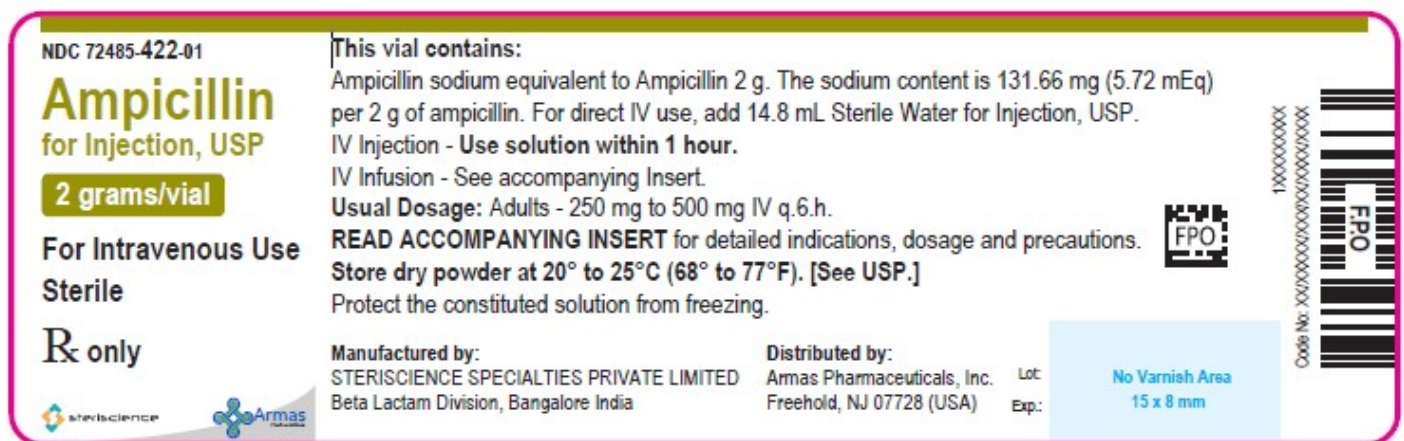
Ampicillin for Injection, USP

2 grams/vial

For Intravenous Use

Sterile

Rx only



Ampicillin for Injection, USP

2 grams/vial

For Intravenous Use

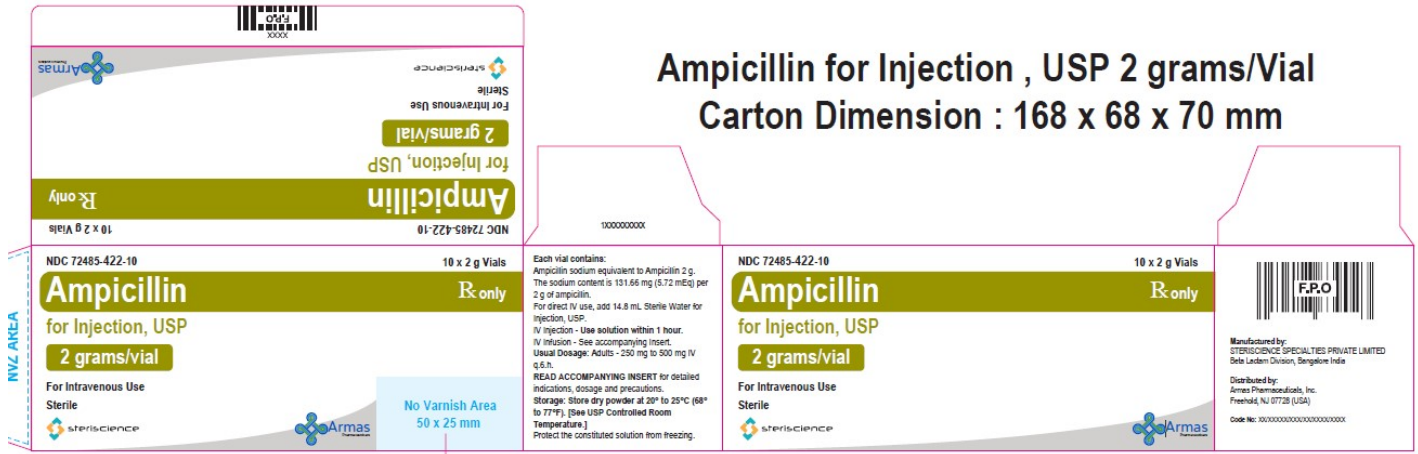
Sterile

Rx only

10 × 2 g Vials

# Ampicillin for Injection , USP 2 grams/Vial

## Carton Dimension : 168 x 68 x 70 mm



## AMPICILLIN

ampicillin injection, powder, for solution

### Product Information

|                                |                            |                           |               |
|--------------------------------|----------------------------|---------------------------|---------------|
| <b>Product Type</b>            | HUMAN PRESCRIPTION DRUG    | <b>Item Code (Source)</b> | NDC:82449-902 |
| <b>Route of Administration</b> | INTRAVENOUS, INTRAMUSCULAR |                           |               |

### Active Ingredient/Active Moiety

| Ingredient Name  | Basis of Strength | Strength |
|--|-------------------|----------|
| AMPICILLIN SODIUM (UNII: JFN36L5S8K) (AMPICILLIN - UNII: 7C782967RD) | AMPICILLIN        | 250 mg   |

### Packaging

| # | Item Code        | Package Description                            | Marketing Start Date | Marketing End Date |
|---|------------------|--|----------------------|--------------------|
| 1 | NDC:82449-902-10 | 10 in 1 CARTON                                 | 05/12/2023           |                    |
| 1 |                  | 1 in 1 VIAL; Type 0: Not a Combination Product |                      |                    |

### Marketing Information

| Marketing Category | Application Number or Monograph Citation | Marketing Start Date | Marketing End Date |
|--------------------|--|----------------------|--------------------|
| ANDA               | ANDA201025                               | 05/12/2023           |                    |

## AMPICILLIN

ampicillin injection, powder, for solution

### Product Information

|                     |                         |                           |               |
|---------------------|-------------------------|---------------------------|---------------|
| <b>Product Type</b> | HUMAN PRESCRIPTION DRUG | <b>Item Code (Source)</b> | NDC:82449-903 |
|---------------------|-------------------------|---------------------------|---------------|



**Route of Administration** INTRAMUSCULAR, INTRAVENOUS

### Active Ingredient/Active Moiety

| Ingredient Name   | Basis of Strength | Strength |
|---|-------------------|----------|
| AMPICILLIN SODIUM (UNII: JFN36L5S8K) (AMPICILLIN - UNII:7C782967RD) | AMPICILLIN        | 500 mg   |

### Packaging

| # | Item Code        | Package Description                            | Marketing Start Date | Marketing End Date |
|---|------------------|--|----------------------|--------------------|
| 1 | NDC:82449-903-10 | 10 in 1 CARTON                                 | 05/12/2023           |                    |
| 1 |                  | 1 in 1 VIAL; Type 0: Not a Combination Product |                      |                    |

### Marketing Information

| Marketing Category | Application Number or Monograph Citation | Marketing Start Date | Marketing End Date |
|--------------------|--|----------------------|--------------------|
| ANDA               | ANDA201025                               | 05/12/2023           |                    |

## AMPICILLIN

ampicillin injection, powder, for solution

### Product Information

|                                |                            |                           |               |
|--------------------------------|----------------------------|---------------------------|---------------|
| <b>Product Type</b>            | HUMAN PRESCRIPTION DRUG    | <b>Item Code (Source)</b> | NDC:82449-511 |
| <b>Route of Administration</b> | INTRAMUSCULAR, INTRAVENOUS |                           |               |

### Active Ingredient/Active Moiety

| Ingredient Name   | Basis of Strength | Strength |
|---|-------------------|----------|
| AMPICILLIN SODIUM (UNII: JFN36L5S8K) (AMPICILLIN - UNII:7C782967RD) | AMPICILLIN        | 1 g      |

### Packaging

| # | Item Code        | Package Description                            | Marketing Start Date | Marketing End Date |
|---|------------------|--|----------------------|--------------------|
| 1 | NDC:82449-511-10 | 10 in 1 CARTON                                 | 05/12/2023           |                    |
| 1 |                  | 1 in 1 VIAL; Type 0: Not a Combination Product |                      |                    |

### Marketing Information

| Marketing | Application Number or Monograph | Marketing Start | Marketing End |
|-----------|---------------------------------|-----------------|---------------|
|-----------|---------------------------------|-----------------|---------------|

| Category | Citation   | Date       | Date |
|----------|------------|------------|------|
| ANDA     | ANDA201025 | 05/12/2023 |      |

## AMPICILLIN

ampicillin injection, powder, for solution

### Product Information

|                                |                         |                           |               |
|--------------------------------|-------------------------|---------------------------|---------------|
| <b>Product Type</b>            | HUMAN PRESCRIPTION DRUG | <b>Item Code (Source)</b> | NDC:82449-512 |
| <b>Route of Administration</b> | INTRAVENOUS             |                           |               |

### Active Ingredient/Active Moiety

| Ingredient Name   | Basis of Strength | Strength |
|---|-------------------|----------|
| AMPICILLIN SODIUM (UNII: JFN36L5S8K) (AMPICILLIN - UNII:7C782967RD) | AMPICILLIN        | 2 g      |

### Packaging

| # | Item Code        | Package Description                            | Marketing Start Date | Marketing End Date |
|---|------------------|--|----------------------|--------------------|
| 1 | NDC:82449-512-10 | 10 in 1 CARTON                                 | 05/12/2023           |                    |
| 1 |                  | 1 in 1 VIAL; Type 0: Not a Combination Product |                      |                    |

### Marketing Information

| Marketing Category | Application Number or Monograph Citation | Marketing Start Date | Marketing End Date |
|--------------------|--|----------------------|--------------------|
| ANDA               | ANDA201025                               | 05/12/2023           |                    |

**Labeler** - Steriscience Specialties Private Limited (853179150)

**Registrant** - Steriscience Pte. Limited (659844097)

### Establishment

| Name  | Address | ID/FEI    | Business Operations   |
|---|---------|-----------|---|
| Steriscience Specialties Private Limited - Beta Lactam Division |         | 650391548 | analysis(82449-902, 82449-903, 82449-511, 82449-512) , manufacture(82449-902, 82449-903, 82449-511, 82449-512) , sterilize(82449-902, 82449-903, 82449-511, 82449-512) , label(82449-902, 82449-903, 82449-511, 82449-512) , pack(82449-902, 82449-903, 82449-511, 82449-512) |

Revised: 5/2023

Steriscience Specialties Private Limited