

HIGHLIGHTS OF PRESCRIBING INFORMATION

These highlights do not include all the information needed to use DEXTROSE INJECTION safely and effectively. See full prescribing information for DEXTROSE INJECTION.

DEXTROSE injection, for intravenous use
Initial U.S. Approval: 1940

RECENT MAJOR CHANGES

| | |
|---|---------|
| Contraindications (4) | 08/2019 |
| Warnings and Precautions (5.1, 5.2, 5.3, 5.4, 5.5, 5.6) | 08/2019 |

INDICATIONS AND USAGE

Dextrose Injection is indicated as a source of water and calories. (1)

DOSAGE AND ADMINISTRATION

- Only for intravenous infusion. (2.1)
- See full prescribing information for information on preparation, administration, dosing considerations and instructions for use. (2.1, 2.2, 2.3)

DOSAGE FORMS AND STRENGTHS

Injection:

- 5% (0.05 grams/mL): 5 grams of dextrose hydrous per 100 mL in single-dose partial-fill flexible containers: 250 mL, 500 mL, and 1000 mL. (3)

CONTRAINDICATIONS

- Clinically significant hyperglycemia. (4)
- Known hypersensitivity to dextrose. (4)

WARNINGS AND PRECAUTIONS

- Hyperglycemia or Hyperosmolar Hyperglycemic State: Monitor blood glucose and administer insulin as needed. (5.1)
- Hypersensitivity Reactions: Monitor for signs and symptoms and discontinue infusion if reactions occur. (5.2)

- Vein Damage and Thrombosis: Consider central vein when administering more than 5% dextrose or with an osmolarity of at least 900 mOsm/L or when there is peripheral vein irritation, phlebitis, and/or associated pain. (2.2, 5.3)
- Hyponatremia: Avoid in patients with or at risk for hyponatremia. If use cannot be avoided, monitor serum sodium concentrations. (5.4)
- Electrolyte Imbalance and Fluid Overload: Avoid in patients with or at risk for fluid and/or solute overloading. If use cannot be avoided, monitor daily fluid balance, electrolyte concentrations, and acid-base balance, as needed and especially during prolonged use. (5.5)
- Refeeding Syndrome: Monitor severely undernourished patients and slowly increase nutrient intake. (5.6)

ADVERSE REACTIONS

The most common adverse reactions are, hyperglycemia, hypersensitivity reactions, hyponatremia, infection both systemic and at the injection site, vein thrombosis or phlebitis, and electrolyte imbalance. (6)

To report SUSPECTED ADVERSE REACTIONS, contact Baxter Healthcare at 1-866-888-2472 or FDA at 1-800-FDA-1088 or www.fda.gov/medwatch.

DRUG INTERACTIONS

Other Products that Affect Glycemic Control, Vasopressin or Fluid and/or Electrolyte Balance: Monitor blood glucose concentrations, fluid balance, serum electrolyte concentrations and acid-base balance. (7.1)

USE IN SPECIFIC POPULATIONS

Pediatric Use: Increased risk of hypoglycemia/hyperglycemia; monitor serum glucose concentrations. (8.4)

See 17 for PATIENT COUNSELING INFORMATION.

Revised: 08/2024

FULL PRESCRIBING INFORMATION: CONTENTS*

1 INDICATIONS AND USAGE

2 DOSAGE AND ADMINISTRATION

- 2.1 Important Administration Instructions
- 2.2 Recommended Dosage
- 2.3 Instructions for Use

3 DOSAGE FORMS AND STRENGTHS

4 CONTRAINDICATIONS

5 WARNINGS AND PRECAUTIONS

- 5.1 Hyperglycemia and Hyperosmolar Hyperglycemic State
- 5.2 Hypersensitivity Reactions
- 5.3 Vein Damage and Thrombosis
- 5.4 Hyponatremia
- 5.5 Electrolyte Imbalance and Fluid Overload
- 5.6 Refeeding Syndrome

6 ADVERSE REACTIONS

7 DRUG INTERACTIONS

- 7.1 Other Products that Affect Glycemic Control, Vasopressin or Fluid and/or Electrolyte Balance

8 USE IN SPECIFIC POPULATIONS

- 8.1 Pregnancy
- 8.2 Lactation
- 8.4 Pediatric Use
- 8.5 Geriatric Use

10 OVERDOSAGE

11 DESCRIPTION

12 CLINICAL PHARMACOLOGY

- 12.1 Mechanism of Action

16 HOW SUPPLIED/STORAGE AND HANDLING

17 PATIENT COUNSELING INFORMATION

* Sections or subsections omitted from the full prescribing information are not listed.

FULL PRESCRIBING INFORMATION

1 INDICATIONS AND USAGE

Dextrose Injection is indicated as source of water and calories.

2 DOSAGE AND ADMINISTRATION

2.1 Important Administration Instructions

- Dextrose Injection is intended for intravenous use.
- Peripheral administration of 5% dextrose is generally acceptable, however, consider central vein when administering more than 5% dextrose or with an osmolarity of at least 900 mOsm/L or when there is peripheral vein irritation, phlebitis, and/or associated pain [*see Warnings and Precautions (5.3)*].
- Do not administer Dextrose Injection simultaneously with blood products through the same administration set because of the possibility of pseudoagglutination or hemolysis.
- To prevent air embolism, use a non-vented infusion set or close the vent on a vented set, avoid multiple connections, do not connect flexible containers in series, fully evacuate residual gas in the container prior to administration, do not pressurize the flexible container to increase flow rates, and if administration is controlled by a pumping device, turn off pump before the container runs dry.
- Prior to infusion, visually inspect the diluted dextrose solution for particulate matter. The solution should be clear and there should be no precipitates. Do not administer unless solution is clear and container is undamaged.
- Use of a final filter is recommended during administration of parenteral solutions, where possible.

2.2 Recommended Dosage

The choice of dextrose concentration, rate and volume depends on the age, weight, clinical and metabolic conditions of the patient and concomitant therapy. Electrolyte supplementation may be indicated according to the clinical needs of the patient.

The administration rate should be governed, especially for premature infants with low birth weight, during the first few days of therapy, by the patient's tolerance to dextrose.

Increase the infusion rate gradually as indicated by frequent monitoring of blood glucose concentrations [see *Warnings and Precautions (5.1), Use in Specific Populations (8.4)*].

2.3 Instructions for Use

To Open

- Do not remove from overpouch until ready to use.
- Tear overwrap down side at slit and remove solution container. Small amounts of moisture may be found on the solution container from water permeating from inside the container. The amount of permeated water is insufficient to affect the solution significantly. If larger amounts of water are found, the container should be checked for tears or leaks.
- Visually inspect the container. Some opacity of the plastic due to moisture absorption during the sterilization process may be observed. This is normal and does not affect the solution quality or safety. The opacity will diminish gradually. Evaluate the following:
 - If the outlet port protector is damaged, detached, or not present, discard container.
 - Check to ensure the solution is clear and there are no precipitates. Discard if there is a color change and/or the appearance of precipitates, insoluble complexes or crystals.
 - Check for minute leaks by squeezing the inner bag firmly. If leaks are found, discard container.

Preparation for Administration

1. Suspend container from eyelet support.
2. Remove protector from outlet port at bottom of container.
3. Attach administration set. Refer to complete directions accompanying set.

To Add Medication

- Additives may be incompatible. Complete information is not available. Do not use additives known or determined to be incompatible.

- Consult with pharmacist, if available. If, in the informed judgment of the healthcare provider, it is deemed advisable to introduce additives, use aseptic technique.
- When introducing additives, consult the instructions for use of the medication to be added and other relevant literature.
- Before adding a substance or medication, verify that it is soluble and/or stable in Dextrose Injection and that the pH range of Dextrose Injection is appropriate.

To Add Medication Before Solution Administration

1. Prepare medication site.
2. Using syringe with 19 to 22 gauge needle, puncture resealable medication port and inject.
3. Mix solution and medication thoroughly. For high density medication such as potassium chloride, squeeze ports while ports are upright and mix thoroughly.
4. After addition, check to ensure the solution is clear and there are no precipitates. Discard if there is a color change and/or the appearance of precipitates, insoluble complexes or crystals.

To Add Medication During Solution Administration

1. Close clamp on the set.
2. Prepare medication site.
3. Using syringe with 19 to 22 gauge needle, puncture resealable medication port and inject.
4. Remove container from IV pole and/or turn to an upright position.
5. Evacuate both ports by squeezing them while container is in the upright position.
6. Mix solution and medication thoroughly.
7. After addition, check to ensure the solution is clear and there are no precipitates. Discard if there is a color change and/or the appearance of precipitates, insoluble complexes or crystals, do not use.
8. Return container to in-use position and continue administration.

Storage

- Use promptly; do not store solutions containing additives.

- Single-dose container.
- Discard any unused portion.

3 DOSAGE FORMS AND STRENGTHS

Dextrose Injection, USP is a clear, sterile, non-pyrogenic solution of dextrose in single-dose containers:

- 5% (0.05 grams/mL): 5 grams of dextrose hydrous per 100 mL in partial-fill flexible containers: 250 mL, 500 mL, and 1000 mL

4 CONTRAINDICATIONS

The use of Dextrose Injection is contraindicated in patients with:

- Clinically significant hyperglycemia [*see Warnings and Precautions (5.1)*].
- Known hypersensitivity to dextrose [*see Warnings and Precautions (5.2)*].

5 WARNINGS AND PRECAUTIONS

5.1 Hyperglycemia and Hyperosmolar Hyperglycemic State

The use of dextrose infusions in patients with impaired glucose tolerance may worsen hyperglycemia. Administration of dextrose at a rate exceeding the patient's utilization rate may lead to hyperglycemia, coma, and death.

Hyperglycemia is associated with an increase in serum osmolality, resulting in osmotic diuresis, dehydration and electrolyte losses [*see Warnings and Precautions (5.5)*].

Patients with underlying CNS disease and renal impairment who receive dextrose infusions, may be at greater risk of developing hyperosmolar hyperglycemic state.

Monitor blood glucose levels and treat hyperglycemia to maintain levels within normal limits while administering Dextrose Injection. Insulin may be administered or adjusted to maintain optimal blood glucose levels during Dextrose Injection administration.

5.2 Hypersensitivity Reactions

Hypersensitivity and infusion reactions, including anaphylaxis, have been reported with Dextrose Injection [*see Adverse Reactions (6)*]. Stop infusion immediately and treat patient accordingly if signs or symptoms of a hypersensitivity reaction develop.

Appropriate therapeutic countermeasures must be instituted as clinically indicated.

5.3 Vein Damage and Thrombosis

Peripheral administration of 5% Dextrose Injection is generally acceptable, however, consider central vein when administering more than 5% dextrose or with an osmolarity of \geq at least 900 mOsm/L or when there is peripheral vein irritation, phlebitis, and/or associated pain [see *Dosage and Administration (2. 1)*]. The infusion of hypertonic solutions into a peripheral vein may result in vein irritation, vein damage, and/or thrombosis. The primary complication of peripheral access is venous thrombophlebitis, which manifests as pain, erythema, tenderness or a palpable cord. Remove the catheter as soon as possible, if thrombophlebitis develops.

5.4 Hyponatremia

5% Dextrose Injection is an isotonic solution [see *Description, Table 1 (11)*]. In the body, however, glucose containing fluids can become extremely physiologically hypotonic due to rapid glucose metabolism. Monitoring of serum sodium is particularly important for hypotonic fluids.

Depending on the tonicity of the solution, the volume and rate of infusion, and depending on a patient's underlying clinical condition and capability to metabolize glucose, intravenous administration of glucose can cause electrolyte disturbances, most importantly hypo- or hyperosmotic hyponatremia. Monitor serum sodium to minimize the risk of hyponatremia.

The risk for hyponatremia is increased in pediatric patients, elderly patients, postoperative patients, those with psychogenic polydipsia, and in patients treated with medications that increase the risk of hyponatremia (such as diuretics, certain antiepileptic and psychotropic medications). Close clinical monitoring may be warranted.

Acute hyponatremia can lead to acute hyponatremic encephalopathy characterized by headache, nausea, seizures, lethargy and vomiting. Patients with brain edema are at particular risk of severe, irreversible and life-threatening brain injury. Patients at increased risk for developing complications of hyponatremia, such as hyponatremic encephalopathy include pediatric patients; women, in particular, premenopausal women; patients with hypoxemia; and in patients with underlying central nervous system disease [see *Use in Specific Populations (8.4, 8.5)*].

Avoid Dextrose Injection in patients with or at risk for hyponatremia. If use cannot be avoided, monitor serum sodium concentrations.

Rapid correction of hyponatremia is potentially dangerous with risk of serious neurologic complications. Brain adaptations reducing risk of cerebral edema make the brain vulnerable to injury when chronic hyponatremia is too rapidly corrected, which is known as osmotic demyelination syndrome (ODS). To avoid complications, monitor serum sodium and chloride concentrations, fluid status, acid-base balance, and signs of neurologic complications.

High volume infusion must be used with close monitoring in patients with cardiac or pulmonary failure, and in patients with non-osmotic vasopressin release (including SIADH), due to the risk of hospital-acquired hyponatremia.

5.5 Electrolyte Imbalance and Fluid Overload

Electrolyte deficits, particularly in serum potassium and phosphate, may occur during prolonged use of concentrated dextrose solutions.

Depending on the volume and rate of infusion, the patient's underlying clinical condition and capability to metabolize dextrose, intravenous administration of Dextrose Injection can cause fluid and/or solute overloading resulting in dilution of serum electrolyte concentrations, (including hypoosmotic hyponatremia), overhydration, congested states or pulmonary edema. The risk of dilutional states is inversely proportional to the electrolyte concentrations in the administered solution. The risk of solute overload causing congested states with peripheral and pulmonary edema is directly proportional to the electrolyte concentrations in the solution.

Avoid Dextrose Injection in patients with or at risk for fluid and/or solute overloading. If use cannot be avoided, monitor fluid balance, blood electrolyte levels, concentration of glucose, acid-base balance, correct fluid and electrolyte imbalances during prolonged parenteral therapy or whenever the condition of the patient or the rate of administration warrants such evaluation and acid-base balance as needed and especially during prolonged use. Additional monitoring is recommended for patients with water and electrolyte disturbances that could be aggravated by increased glucose, insulin administration and/or free water load. Patients at increased risk for developing hyponatremic encephalopathy include pediatric patients; elderly patients, women, in particular premenopausal women; patients with hypoxemia; and patients with underlying CNS disease [*see Use in Specific Populations (8.4, 8.5)*].

5.6 Refeeding Syndrome

Refeeding severely undernourished patients may result in refeeding syndrome, characterized by the intracellular shift of potassium, phosphorus, and magnesium as the

patient becomes anabolic. Thiamine deficiency and fluid retention may also develop. To prevent these complications, monitor severely undernourished patients and slowly increase nutrient intake.

6 ADVERSE REACTIONS

The following adverse reactions associated with the use of dextrose injection were identified in clinical trials or postmarketing reports. Because these reactions were reported voluntarily from a population of uncertain size, it is not always possible to estimate their frequency, reliably, or to establish a causal relationship to drug exposure.

The following clinically significant adverse reactions are described elsewhere in the labeling:

- Hyperglycemia and hyperosmolar hyperglycemic state [*see Warnings and Precautions (5.1)*]
- *Hypersensitivity Reactions*: anaphylaxis, pruritis, bronchospasm, cyanosis, angioedema, hypotension, pyrexia, chills, and rash [*see Warnings and Precautions (5.2)*]
- *Infusion Site Reactions*: infusion site phlebitis, infusion site erythema, vein damage and thrombosis [*see Warnings and Precautions (5.3)*]
- Hyponatremia and hyponatremic encephalopathy [*see Warnings and Precautions (5.4)*]
- Electrolyte imbalance, fluid overload and hypervolemia [*see Warnings and Precautions (5.5)*]
- Refeeding syndrome [*see Warnings and Precautions (5.6)*]

7 DRUG INTERACTIONS

7.1 Other Products that Affect Glycemic Control, Vasopressin or Fluid and/or Electrolyte Balance

Dextrose Injection can affect glycemic control, vasopressin and fluid and/or electrolyte balance [*see Warnings and Precautions (5.1, 5.4, 5.5)*]. Monitor blood glucose concentrations, fluid balance, serum electrolyte concentrations and acid-base balance when using Dextrose Injection in patients treated with other substances that affect glycemic control, vasopressin or fluid and/or electrolyte balance.

8 USE IN SPECIFIC POPULATIONS

8.1 Pregnancy

Risk Summary

Appropriate administration of Dextrose Injection during pregnancy is not expected to cause adverse developmental outcomes, including congenital malformations. Animal reproduction studies have not been conducted with injectable dextrose solutions.

The estimated background risk of major birth defects and miscarriage for the indicated population is unknown. All pregnancies have a background risk of birth defect, loss, or other adverse outcomes. In the U.S. general population, the estimated background risk of major birth defects and miscarriage in clinically recognized pregnancies is 2 to 4% and 15 to 20%, respectively.

8.2 Lactation

Risk Summary

There are no data on the presence of dextrose in human milk, the effects on a breastfed infant, or the effects on milk production. The lack of clinical data during lactation precludes a clear determination of the risk of Dextrose Injection to an infant during lactation; therefore, the developmental and health benefits of breastfeeding should be considered along with the mother's clinical need for Dextrose Injection and any potential adverse effects on the breastfed infant from Dextrose Injection or from the underlying maternal condition.

8.4 Pediatric Use

The safety profile of Dextrose Injection in pediatric patients is similar to adults.

Neonates, especially premature infants with low birth weight, are at increased risk of developing hypo- or hyperglycemia and therefore need close monitoring during treatment with intravenous glucose infusions to ensure adequate glycemic control in order to avoid potential long-term adverse effects.

Closely monitor plasma electrolyte concentrations in pediatric patients who may have impaired ability to regulate fluids and electrolytes. In very low birth weight infants, excessive or rapid administration of Dextrose Injection may result in increased serum osmolality and risk of intracerebral hemorrhage.

Children (including neonates and older children) are at increased risk of developing hyponatremia as well as for developing hyponatremic encephalopathy [*see Warnings and Precautions (5.4)*].

8.5 Geriatric Use

Clinical studies of Dextrose Injection did not include sufficient numbers of subjects aged 65 and over to determine whether they respond differently from younger subjects. Elderly patients are at increased risk of developing hyponatremia as well as for developing hyponatremic encephalopathy [*see Warnings and Precautions (5.4)*]. Other reported clinical experience has not identified differences in responses between the elderly and younger patients. In general, dose selection for an elderly patient should be cautious, usually starting at the low end of the dosing range, reflecting the greater frequency of decreased hepatic, renal, or cardiac function, and of concomitant disease or other drug therapy.

Dextrose is known to be substantially excreted by the kidney, and the risk of toxic reactions to this drug may be greater in patients with impaired renal function. Because elderly patients are more likely to have decreased renal function, care should be taken in dose selection, and it may be useful to monitor renal function.

10 OVERDOSAGE

An increased infusion rate of Dextrose Injection or administration of dextrose solutions can cause hyperglycemia, hyperosmolality, and adverse effects on water and electrolyte balance [*see Warnings and Precautions (5.1, 5.5)*].

Severe hyperglycemia and severe dilutional hyponatremia, and their complications, can be fatal. Discontinue infusion, reduce dose and institute appropriate corrective measures such as administration of exogenous insulin.

Discontinue infusion and institute appropriate corrective measures in the event of overhydration or solute overload during therapy, with particular attention to CNS, respiratory and cardiovascular systems.

If over-exposure occurs, call your Poison Control Center at 1-800-222-1222 for current information on the management of poisoning or overdosage.

11 DESCRIPTION

Dextrose Injection, USP is sterile, non-pyrogenic solutions of Dextrose, USP in Water for Injection in a flexible plastic container for intravenous administration as a source of water and calories.

Partial-fill containers, designed to facilitate admixture when necessary, are available in 250 mL, 500 mL, and 1000 mL sizes. See Table 1 for the content and characteristics of this solution.

The solution contains no bacteriostatic, antimicrobial agent or added buffer and is intended only for use as a single-dose injection. The pH range is 4.0 (3.2 to 6.5).

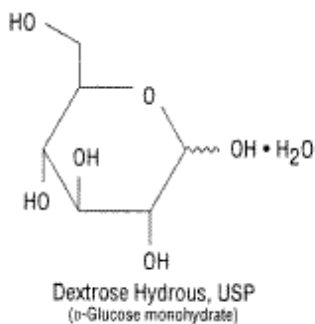
Water can permeate from inside the container into the overwrap but not in amounts sufficient to affect the solution significantly.

Table 1. Contents and Characteristics of Dextrose Injection 5%, USP

| Strength | Fill Volume | Amount of Dextrose Hydrus per Container | kcal* per Container | Osmolarity (mOsmol per liter) |
|--|-------------|---|---------------------|-------------------------------|
| Dextrose Injection 5%, USP (0.05 grams/mL) | 50 mL | 2.5 grams | 8.5 | 252 |
| | 100 mL | 5 grams | 17 | 252 |
| | 250 mL | 12.5 grams | 42.5 | 252 |
| | 500 mL | 25 grams | 85 | 252 |
| | 1000 mL | 50 grams | 170 | 252 |

*Caloric value calculated on the basis of 3.4 kcal/g of dextrose, hydrous

Dextrose, USP is chemically designated D-glucose, monohydrate ($C_6H_{12}O_6 \cdot H_2O$), a hexose sugar freely soluble in water. The molecular weight of dextrose (D-glucose) monohydrate is 198.17. It has the following structural formula:



Water for Injection, USP is chemically designated H_2O .

Dextrose is derived from corn.

VIAFLO is a flexible plastic container fabricated from a multilayer sheeting (PL-2442) composed of Polypropylene (PP), Polyamide (PA) and Polyethylene (PE). Two different administration connectors are available with VIAFLO containers. The VIAFLO dripless access container (DAC) will not drip once the spike is removed. The non-DAC VIAFLO will drip once the spike is removed from the administration port.

VIAFLO is not made with natural rubber latex, DEHP, or PVC.

12 CLINICAL PHARMACOLOGY

12.1 Mechanism of Action

Dextrose is oxidized to carbon dioxide and water, yielding energy.

16 HOW SUPPLIED/STORAGE AND HANDLING

Dextrose Injection, USP are clear, colorless, sterile solutions of dextrose supplied in VIAFLO dripless access containers (DAC) and non-DAC plastic containers are shown below. VIAFLO DAC will not drip once the spike is removed. VIAFLO non-DAC will drip once the spike is removed from the administration port.

| Product Description | Size | Code | NDC |
|---|-------------------|----------|--------------|
| Dextrose Injection 5%, USP (0.05 grams/mL) | 50mL (DAC) | UE0086DG | 0338-9651-75 |
| | 50mL (Non-DAC) | UE0086G | 0338-9649-75 |
| | 100mL (DAC) | UE0087DG | 0338-9655-60 |
| | 100mL (Non-DAC) | UE0087G | 0338-9653-60 |
| | 250 mL (DAC) | UE0062D | 0338-0062-30 |
| | 250 mL (Non-DAC) | UE0062 | 0338-0074-30 |
| | 500 mL (DAC) | UE0063D | 0338-0066-20 |
| | 500 mL (Non-DAC) | UE0063 | 0338-0078-20 |
| | 1000 mL (DAC) | UE0064D | 0338-0070-10 |
| | 1000 mL (Non-DAC) | UE0064 | 0338-0082-10 |

| | | | |
|--|--------------|----------|--------------|
| | 1000mL (DAC) | UE0064DG | 0338-0070-12 |
|--|--------------|----------|--------------|

Do not remove container from the overwrap until intended for use.

Use the product immediately after mixing and the introduction of additives.

Exposure of pharmaceutical products to heat should be minimized. Avoid excessive heat. It is recommended the product be stored at room temperature (25°C/77°F); brief exposure up to 40°C/104°F does not adversely affect the product.

17 PATIENT COUNSELING INFORMATION

Inform patients, caregivers, or home healthcare providers of the following risks of Dextrose Injection:

- Hyperglycemia and hyperosmolar hyperglycemic state [*see Warnings and Precautions (5.1)*]
- Hypersensitivity reactions [*see Warnings and Precautions (5.2)*]
- Vein damage and thrombosis [*see Warnings and Precautions (5.3)*]
- Hyponatremia [*see Warnings and Precautions (5.4)*]
- Electrolyte imbalance and fluid overload [*see Warnings and Precautions (5.5)*]
- Refeeding syndrome [*see Warnings and Precautions (5.6)*]

Manufactured by, Packed by, Distributed by:

Baxter Healthcare Corporation

Deerfield, IL 60015 USA

SA-30-02-898

Baxter and Viaflo are trademarks of Baxter International Inc.

UE0086DG 75 x 50 mL (≈ 6 kg)

5% Dextrose Injection, USP

Formula per 50 mL

Dextrose Hydrated 2.5 g

Water for Injection

Osmolarity 252 mOsm/L (calc)

pH 4.0 (3.2-6.5)

IV administration.

Read package insert before use.

Keep out of the reach and sight of children.

Do not connect partially used drugs.

Baxter Healthcare Corporation

Deerfield IL 60015 USA

Made in Spain



P333E750
??-0001

Lot: ????????

Exp: YYYY/MM



(01)50303389651753(17)YYMM00(10)???????

UE0086DG
75 x 50 mL
(≈ 6 kg)

5% Dextrose Injection, USP



Lot:
?????????

Exp:
YYYY/MM

(01)50303389651753(17)YYMM00(10)???????

UE0086G 75 x 50 mL (≈ 6 kg)

5% Dextrose Injection, USP

Formula per 50 mL

Dextrose Hydrated 2.5 g

Water for Injection

Osmolarity 252 mOsm/L (calc)

pH 4.0 (3.2-6.5)

IV administration.

Read package insert before use.

Keep out of the reach and sight of children.

Do not connect partially used drugs.

Baxter Healthcare Corporation

Deerfield IL 60015 USA


Made in Spain



P333E746
??-0001

Lot: ????????

Exp: YYYY/MM



(01)50303389649750(17)YYMM00(10)???????

UE0086G
75 x 50 mL
(≈ 6 kg)

5% Dextrose Injection, USP



Lot:
?????????

Exp:
YYYY/MM

(01)50303389649750(17)YYMM00(10)???????

UE0087G 60 x 100 mL (≈ 8 kg)

5% Dextrose Injection, USP

Formula per 100 mL
Dextrose Hydrous 5 g
Water for Injection
Osmolarity 252 mOsm/L (calc)
pH 4.0 (3.2-6.5)

IV administration.

Read package insert before use.

Keep out of the reach and sight of children.
Do not connect partially used drugs.

Baxter Healthcare Corporation
Deerfield IL 60015 USA
Made in Spain



P333E747
??-0001

Lot: ????????
Exp: YYYY/MM



(01)50303389653603(17)YYMM00(10)???????

UE0087G
60 x 100 mL
(≈ 8 kg)

5% Dextrose Injection, USP



Lot:
????????
Exp:
YYYY/MM

(01)50303389653603(17)YYMM00(10)???????

UE0087DG 60 x 100 mL (≈ 8 kg)

5% Dextrose Injection, USP

Formula per 100 mL
Dextrose Hydrous 5 g
Water for Injection
Osmolarity 252 mOsm/L (calc)
pH 4.0 (3.2-6.5)

IV administration.

Read package insert before use.


Keep out of the reach and sight of children.
Do not connect partially used drugs.

Baxter Healthcare Corporation
Deerfield IL 60015 USA
Made in Spain



P333E751
??-0001

Lot: ????????
Exp: YYYY/MM



(01)5030338965607(17)YYMM00(10)???????

UE0087DG
60 x 100 mL
(≈ 8 kg)

5% Dextrose Injection, USP



Lot:
????????
Exp:
YYYY/MM

(01)5030338965607(17)YYMM00(10)???????

Baxter

NDC 0338-9651-75

UE0086DG



50 mL

5% Dextrose Injection USP

pH 4.0 (3.2-6.5)

Osmolarity 252 mOsmol/L (calc)

Sterile non pyrogenic

Single dose container

Each 50 mL contains 2.5 g Dextrose Hydrrous USP

Read Package Leaflet for full information

Additives may be incompatible Dosage Intravenously as directed by a physician Cautions Must not be used in series connections Do not administer simultaneously with blood Do not use unless solution is clear Rx Only Store unit in moisture barrier overwrap at room temperature (25°C/77°F) until ready to use Avoid excessive heat See insert

VIAFLO is not made with natural rubber latex, DEHP, or PVC

Baxter and Viaflo are trademarks of Baxter International Inc For product information

1-800-933-0303 **Baxter Healthcare Corporation**
Deerfield IL 60015 USA Made in Spain



(01)00303389651758

UN-35-04-151 ①

Lot

Expiry

Baxter

NDC 0338-9649-75

UE0086G



50 mL

5% Dextrose Injection USP

pH 4.0 (3.2-6.5)

Osmolarity 252 mOsmol/L (calc)

Sterile non pyrogenic

Single dose container

Each 50 mL contains 2.5 g Dextrose Hydrous USP

Read Package Leaflet for full information

Additives may be incompatible Dosage Intravenously as directed by a physician Cautions Must not be used in series connections Do not administer simultaneously with blood Do not use unless solution is clear Rx Only Store unit in moisture barrier overwrap at room temperature (25°C/77°F) until ready to use Avoid excessive heat See insert

VIAFLO is not made with natural rubber latex, DEHP, or PVC

Baxter and Viaflo are trademarks of Baxter International Inc

For product information 1-800-933-0303

Baxter Healthcare Corporation

Deerfield IL 60015 USA Made in Spain

Lot



UN-35-04-348 ①

Expiry

Baxter

NDC 0338-9653-60

UE0087G



100 mL

5% Dextrose Injection USP

pH 4.0 (3.2-6.5)

Osmolarity 252 mOsmol/L (calc)

Sterile non pyrogenic

Single dose container

Each 100 mL contains 5 g Dextrose Hydrous USP

Read Package Leaflet for full information

Additives may be incompatible Dosage Intravenously
as directed by a physician Cautions Must not
be used in series connections Do not administer
simultaneously with blood Do not use unless solution
is clear Rx Only Store unit in moisture barrier
overwrap at room temperature (25°C/77°F) until ready
to use Avoid excessive heat See insert

VIAFLO is not made with natural rubber latex, DEHP,
or PVC

Baxter and Viaflo are trademarks of
Baxter International Inc

For product information 1-800-933-0303

Baxter Healthcare Corporation
Deerfield IL 60015 USA Made in Spain

Lot



UN-35-04-349 ①

Expiry

Baxter

NDC 0338-9655-60

UE0087DG



100 mL

5% Dextrose Injection USP

pH 4.0 (3.2-6.5)

Osmolarity 252 mOsm/L (calc)

Sterile non pyrogenic

Single dose container

Each 100 mL contains 5 g Dextrose Hydrous USP

Read Package Leaflet for full information

Additives may be incompatible Dosage intravenously as directed by a physician Cautions Must not be used in series connections Do not administer simultaneously with blood Do not use unless solution is clear Rx Only Store unit in moisture barrier overwrap at room temperature (25°C/77°F) until ready to use Avoid excessive heat See insert

VIAFLO is not made with natural rubber latex, DEHP, or PVC

Baxter and Viaflo are trademarks of Baxter International Inc

For product information 1-800-933-0303

Baxter Healthcare Corporation
Deerfield IL 60015 USA Made in Spain

Lot



UN-35-04-152 ①

Expiry



David
Lewis

Digitally signed by David Lewis

Date: 8/09/2024 10:02:29AM

GUID: 508da72000029f287fa31e664741b577