

NDA 17-037/S-158

Page 3

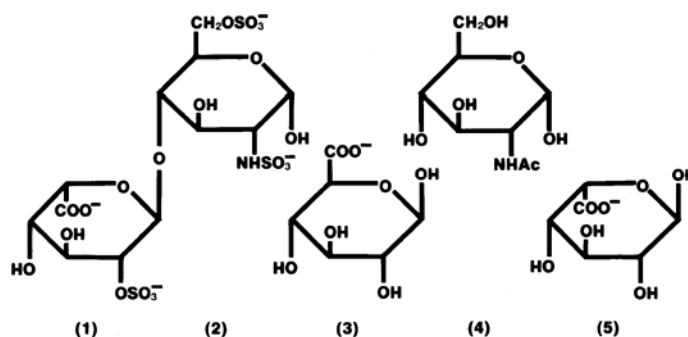
Heparin Sodium Injection, USP

Rx only

DESCRIPTION

Heparin is a heterogeneous group of straight-chain anionic mucopolysaccharides, called glycosaminoglycans, having anticoagulant properties. Although others may be present, the main sugars occurring in heparin are: (1) α -L-iduronic acid 2-sulfate, (2) 2-deoxy-2-sulfamino- α -D-glucose 6-sulfate, (3) β -D-glucuronic acid, (4) 2-acetamido-2-deoxy- α -D-glucose and (5) α -L-iduronic acid. These sugars are present in decreasing amounts, usually in the order (2)>(1)>(4)>(3)>(5), and are joined by glycosidic linkages, forming polymers of varying sizes. Heparin is strongly acidic because of its content of covalently linked sulfate and carboxylic acid groups. In heparin sodium, the acidic protons of the sulfate units are partially replaced by sodium ions.

Structural formula of Heparin Sodium (representative sub-units):



Heparin Sodium Injection, USP is a sterile solution of heparin sodium derived from porcine intestinal mucosa, standardized for anticoagulant activity. It is to be administered by intravenous or deep subcutaneous routes. The potency is determined by a biological assay using a USP reference standard based on units of heparin activity per milligram.

Heparin Sodium Injection, USP is available in the following concentrations/mL:

Heparin Sodium	Sodium Chloride	Benzyl Alcohol
1000 USP units	8.6 mg	0.01 mL
5000 USP units	7 mg	0.01 mL
10,000 USP units	5 mg	0.01 mL

pH 5.0-7.5; sodium hydroxide and/or hydrochloric acid added, if needed, for pH adjustment.

CLINICAL PHARMACOLOGY

Heparin inhibits reactions that lead to the clotting of blood and the formation of fibrin clots both *in vitro* and *in vivo*. Heparin acts at multiple sites in the normal coagulation system. Small amounts of heparin in combination with antithrombin III (heparin cofactor) can inhibit thrombosis by inactivating activated Factor X and inhibiting the conversion of prothrombin to thrombin. Once active thrombosis has developed, larger amounts of heparin can inhibit further coagulation by inactivating thrombin and preventing the conversion of fibrinogen to fibrin. Heparin also prevents the formation of a stable fibrin clot by inhibiting the activation of the fibrin stabilizing factor.

Bleeding time is usually unaffected by heparin. Clotting time is prolonged by full therapeutic doses of heparin; in most cases, it is not measurably affected by low doses of heparin.

NDA 17-037/S-158

Page 4

Patients over 60 years of age, following similar doses of heparin, may have higher plasma levels of heparin and longer activated partial thromboplastin times (APTTs) compared with patients under 60 years of age.

Peak plasma levels of heparin are achieved 2 to 4 hours following subcutaneous administration, although there are considerable individual variations. Loglinear plots of heparin plasma concentrations with time, for a wide range of dose levels, are linear, which suggests the absence of zero order processes. Liver and the reticuloendothelial system are the sites of biotransformation. The biphasic elimination curve, a rapidly declining alpha phase ($t_{1/2}=10$ min.) and after the age of 40 a slower beta phase, indicates uptake in organs. The absence of a relationship between anticoagulant half-life and concentration half-life may reflect factors such as protein binding of heparin.

Heparin does not have fibrinolytic activity; therefore, it will not lyse existing clots.

INDICATIONS AND USAGE

Heparin Sodium Injection is indicated for:

Anticoagulant therapy in prophylaxis and treatment of venous thrombosis and its extension;

Low-dose regimen for prevention of postoperative deep venous thrombosis and pulmonary embolism in patients undergoing major abdominothoracic surgery or who, for other reasons, are at risk of developing thromboembolic disease (see **DOSAGE AND ADMINISTRATION**);

Prophylaxis and treatment of pulmonary embolism;

Atrial fibrillation with embolization;

Diagnosis and treatment of acute and chronic consumptive coagulopathies (disseminated intravascular coagulation);

Prevention of clotting in arterial and cardiac surgery;

Prophylaxis and treatment of peripheral arterial embolism.

Heparin may also be employed as an anticoagulant in blood transfusions, extracorporeal circulation, and dialysis procedures and in blood samples for laboratory purposes.

CONTRAINDICATIONS

Heparin sodium should NOT be used in patients with the following conditions:

Severe thrombocytopenia;

When suitable blood coagulation tests, e.g., the whole blood clotting time, partial thromboplastin time, etc., cannot be performed at appropriate intervals (this contraindication refers to full-dose heparin; there is usually no need to monitor coagulation parameters in patients receiving low-dose heparin).

An uncontrolled active bleeding state (see **WARNINGS**), except when this is due to disseminated intravascular coagulation.

WARNINGS

Heparin is not intended for intramuscular use.

Hypersensitivity

Patients with documented hypersensitivity to heparin should be given the drug only in clearly life-threatening situations. (See **ADVERSE REACTIONS, Hypersensitivity**.)

NDA 17-037/S-158

Page 5

Hemorrhage

Hemorrhage can occur at virtually any site in patients receiving heparin. An unexplained fall in hematocrit, fall in blood pressure or any other unexplained symptom should lead to serious consideration of a hemorrhagic event.

Heparin sodium should be used with extreme caution in disease states in which there is increased danger of hemorrhage. Some of the conditions in which increased danger of hemorrhage exists are:

Cardiovascular

Subacute bacterial endocarditis, severe hypertension.

Surgical

During and immediately following (a) spinal tap or spinal anesthesia or (b) major surgery, especially involving the brain, spinal cord, or eye.

Hematologic

Conditions associated with increased bleeding tendencies, such as hemophilia, thrombocytopenia and some vascular purpuras.

Gastrointestinal

Ulcerative lesions and continuous tube drainage of the stomach or small intestine.

Other

Menstruation, liver disease with impaired hemostasis.

Coagulation Testing

When heparin sodium is administered in therapeutic amounts, its dosage should be regulated by frequent blood coagulation tests. If the coagulation test is unduly prolonged or if hemorrhage occurs, heparin sodium should be promptly discontinued. (See **OVERDOSAGE**.)

Thrombocytopenia

Thrombocytopenia has been reported to occur in patients receiving heparin with a reported incidence of ~~0 to 30%~~ up to 30%. Platelet counts should be obtained at baseline and periodically during heparin administration. Mild thrombocytopenia (count greater than 100,000/mm³) may remain stable or reverse even if heparin is continued. However, thrombocytopenia of any degree should be monitored closely. If the count falls below 100,000/mm³ or if recurrent thrombosis develops (see Heparin-induced Thrombocytopenia and Heparin-induced Thrombocytopenia and Thrombosis), the heparin product should be discontinued, and, if necessary, an alternative anticoagulant administered.

Heparin-induced Thrombocytopenia (HIT) and Heparin-induced Thrombocytopenia and Thrombosis (HITT)

Heparin-induced Thrombocytopenia (HIT) is a serious antibody-mediated reaction resulting from irreversible aggregation of platelets. HIT may progress to the development of venous and arterial thromboses, a condition referred to as Heparin-induced Thrombocytopenia and Thrombosis (HITT). Thrombotic events may also be the initial presentation for HITT. These serious thromboembolic events include deep vein thrombosis, pulmonary embolism, cerebral vein thrombosis, limb ischemia, stroke, myocardial infarction, mesenteric thrombosis, renal arterial thrombosis, skin necrosis, gangrene of the extremities that may lead to amputation, and possibly death. Thrombocytopenia of any degree should be monitored closely. If the platelet count falls below 100,000/mm³ or if recurrent thrombosis develops, the heparin product should be promptly discontinued and alternative anticoagulants considered, if patients require continued anticoagulation.

NDA 17-037/S-158

Page 6

Delayed Onset of HIT and HITT

Heparin-induced thrombocytopenia and heparin-induced thrombocytopenia and thrombosis can occur up to several weeks after the discontinuation of heparin therapy. Patients presenting with thrombocytopenia or thrombosis after discontinuation of heparin should be evaluated for HIT and HITT.

Use in Neonates

This product contains the preservative benzyl alcohol and is not recommended for use in neonates. There have been reports of fatal ‘gaspings syndrome’ in neonates (children less than one month of age) following the administration of intravenous solutions containing the preservative benzyl alcohol. Symptoms include a striking onset of gasping respiration, hypotension, bradycardia, and cardiovascular collapse.

PRECAUTIONS

General

Thrombocytopenia, Heparin-induced Thrombocytopenia (HIT) and Heparin-induced Thrombocytopenia and Thrombosis (HITT):

see **WARNINGS**.

Heparin Resistance

Increased resistance to heparin is frequently encountered in fever, thrombosis, thrombophlebitis, infections with thrombosing tendencies, myocardial infarction, cancer and in postsurgical patients.

Increased Risk to Older Patients, Especially Women

A higher incidence of bleeding has been reported in patients, particularly women, over 60 years of age.

Laboratory Tests

Periodic platelet counts, hematocrits, and tests for occult blood in stool are recommended during the entire course of heparin therapy, regardless of the route of administration. (See **DOSAGE AND ADMINISTRATION**.)

Drug Interactions

Oral Anticoagulants

Heparin sodium may prolong the one-stage prothrombin time. Therefore, when heparin sodium is given with dicumarol or warfarin sodium, a period of at least 5 hours after the last intravenous dose or 24 hours after the last subcutaneous dose should elapse before blood is drawn, if a valid prothrombin time is to be obtained.

Platelet Inhibitors

Drugs such as acetylsalicylic acid, dextran, phenylbutazone, ibuprofen, indomethacin, dipyridamole, hydroxychloroquine and others that interfere with platelet-aggregation reactions (the main hemostatic defense of heparinized patients) may induce bleeding and should be used with caution in patients receiving heparin sodium.

Other Interactions

Digitalis, tetracyclines, nicotine or antihistamines may partially counteract the anticoagulant action of heparin sodium. Intravenous nitroglycerin administered to heparinized patients may result in a decrease of the partial thromboplastin time with subsequent rebound effect upon discontinuation of

NDA 17-037/S-158

Page 7

nitroglycerin. Careful monitoring of partial thromboplastin time and adjustment of heparin dosage are recommended during coadministration of heparin and intravenous nitroglycerin.

Drug/Laboratory Tests Interactions

Hyperaminotransferasemia

Significant elevations of aminotransferase (SGOT [S-AST] and SGPT [S-ALT]) levels have occurred in a high percentage of patients (and healthy subjects) who have received heparin. Since aminotransferase determinations are important in the differential diagnosis of myocardial infarction, liver disease and pulmonary emboli, increases that might be caused by drugs (like heparin) should be interpreted with caution.

Carcinogenesis, Mutagenesis, Impairment of Fertility

No long-term studies in animals have been performed to evaluate carcinogenic potential of heparin. Also, no reproduction studies in animals have been performed concerning mutagenesis or impairment of fertility.

Pregnancy

Teratogenic Effects—Pregnancy Category C

Animal reproduction studies have not been conducted with heparin sodium. It is also not known whether heparin sodium can cause fetal harm when administered to a pregnant woman or can affect reproduction capacity. Heparin sodium should be given to a pregnant woman only if clearly needed.

Nonteratogenic Effects

Heparin does not cross the placental barrier.

Nursing Mothers

Heparin is not excreted in human milk.

Pediatric Use

See **DOSAGE AND ADMINISTRATION—Pediatric Use**.

Geriatric Use

A higher incidence of bleeding has been reported in patients over 60 years of age, especially women (see **PRECAUTIONS, General**). Clinical studies indicate that lower doses of heparin may be indicated in these patients (see **CLINICAL PHARMACOLOGY** and **DOSAGE AND ADMINISTRATION**).

ADVERSE REACTIONS

Hemorrhage

Hemorrhage is the chief complication that may result from heparin therapy. (See **WARNINGS**.) An overly prolonged clotting time or minor bleeding during therapy can usually be controlled by withdrawing the drug. (See **OVERDOSAGE**.) **It should be appreciated that gastrointestinal or urinary tract bleeding during anticoagulant therapy may indicate the presence of an underlying occult lesion.** Bleeding can occur at any site but certain specific hemorrhagic complications may be difficult to detect:

- a. Adrenal hemorrhage, with resultant acute adrenal insufficiency, has occurred during anticoagulant therapy. Therefore, such treatment should be discontinued in patients who develop signs and symptoms of acute adrenal hemorrhage and insufficiency. Initiation of corrective therapy should not depend on laboratory confirmation of the diagnosis, since any delay in an acute situation may result in the patient's death.

NDA 17-037/S-158

Page 8

- b. Ovarian (corpus luteum) hemorrhage developed in a number of women of reproductive age receiving short- or long-term anticoagulant therapy. This complication, if unrecognized, may be fatal.
- c. Retroperitoneal hemorrhage.

Thrombocytopenia, Heparin-induced thrombocytopenia (HIT) and Heparin-induced Thrombocytopenia and Thrombosis (HITT) and Delayed Onset of HIT and HITT:
see **WARNINGS**.

Local Irritation

Local irritation, erythema, mild pain, hematoma or ulceration may follow deep subcutaneous (intrafat) injection of heparin sodium. These complications are much more common after intramuscular use, and such use is not recommended.

Hypersensitivity

Generalized hypersensitivity reactions have been reported, with chills, fever and urticaria as the most usual manifestations, and asthma, rhinitis, lacrimation, headache, nausea and vomiting, and anaphylactoid reactions, including shock, occurring more rarely. Itching and burning, especially on the plantar side of the feet, may occur.

Thrombocytopenia has been reported to occur in patients receiving heparin with a reported incidence of 0 to 30%. While often mild and of no obvious clinical significance, such thrombocytopenia can be accompanied by severe thromboembolic complications such as skin necrosis, gangrene of the extremities that may lead to amputation, myocardial infarction, pulmonary embolism, stroke, and possibly death. (See **WARNINGS** and **PRECAUTIONS**.)

Certain episodes of painful, ischemic and cyanosed limbs have in the past been attributed to allergic vasospastic reactions. Whether these are in fact identical to the thrombocytopenia-associated complications remains to be determined.

Miscellaneous

Osteoporosis following long-term administration of high doses of heparin, cutaneous necrosis after systemic administration, suppression of aldosterone synthesis, delayed transient alopecia, priapism, and rebound hyperlipemia on discontinuation of heparin sodium have also been reported.

Significant elevations of aminotransferase (SGOT [S-AST] and SGPT [S-ALT]) levels have occurred in a high percentage of patients (and healthy subjects) who have received heparin.

OVERDOSAGE

Symptoms

Bleeding is the chief sign of heparin overdosage. Nosebleeds, blood in urine or tarry stools may be noted as the first sign of bleeding. Easy bruising or petechial formations may precede frank bleeding.

Treatment

Neutralization of heparin effect.

When clinical circumstances (bleeding) require reversal of heparinization, protamine sulfate (1% solution) by slow infusion will neutralize heparin sodium. **No more than 50 mg** should be administered, **very slowly**, in any 10-minute period. Each mg of protamine sulfate neutralizes approximately 100 USP heparin units. The amount of protamine required decreases over time as heparin is metabolized. Although the metabolism of heparin is complex, it may, for the purpose of choosing a protamine dose, be assumed to have a half-life of about 1/2 hour after intravenous injection.

NDA 17-037/S-158

Page 9

Administration of protamine sulfate can cause severe hypotensive and anaphylactoid reactions. Because fatal reactions often resembling anaphylaxis have been reported, the drug should be given only when resuscitation techniques and treatment of anaphylactoid shock are readily available.

For additional information consult the labeling of Protamine Sulfate Injection, USP products.

DOSAGE AND ADMINISTRATION

Parenteral drug products should be inspected visually for particulate matter and discoloration prior to administration, whenever solution and container permit. Slight discoloration does not alter potency.

When heparin is added to an infusion solution for continuous intravenous administration, the container should be inverted at least six times to ensure adequate mixing and prevent pooling of the heparin in the solution.

Heparin sodium is not effective by oral administration and should be given by intermittent intravenous injection, intravenous infusion, or deep subcutaneous (intrafat, i.e., above the iliac crest or abdominal fat layer) injection. **The intramuscular route of administration should be avoided because of the frequent occurrence of hematoma at the injection site.**

The dosage of heparin sodium should be adjusted according to the patient's coagulation test results. When heparin is given by continuous intravenous infusion, the coagulation time should be determined approximately every 4 hours in the early stages of treatment. When the drug is administered intermittently by intravenous injection, coagulation tests should be performed before each injection during the early stages of treatment and at appropriate intervals thereafter. Dosage is considered adequate when the activated partial thromboplastin time (APTT) is 1.5 to 2 times normal or when the whole blood clotting time is elevated approximately 2.5 to 3 times the control value. After deep subcutaneous (intrafat) injections, tests for adequacy of dosage are best performed on samples drawn 4 to 6 hours after the injection.

Periodic platelet counts, hematocrits and tests for occult blood in stool are recommended during the entire course of heparin therapy, regardless of the route of administration.

Converting to Oral Anticoagulant

When an oral anticoagulant of the coumarin or similar type is to be begun in patients already receiving heparin sodium, baseline and subsequent tests of prothrombin activity must be determined at a time when heparin activity is too low to affect the prothrombin time. This is about 5 hours after the last intravenous bolus and 24 hours after the last subcutaneous dose. If continuous IV heparin infusion is used, prothrombin time can usually be measured at any time.

In converting from heparin to an oral anticoagulant, the dose of the oral anticoagulant should be the usual initial amount and thereafter prothrombin time should be determined at the usual intervals. To ensure continuous anticoagulation, it is advisable to continue full heparin therapy for several days after the prothrombin time has reached the therapeutic range. Heparin therapy may then be discontinued without tapering.

NDA 17-037/S-158
Page 10

Therapeutic Anticoagulant Effect With Full-Dose Heparin

Although dosage must be adjusted for the individual patient according to the results of suitable laboratory tests, the following dosage schedules may be used as guidelines:

METHOD OF ADMINISTRATION	FREQUENCY	RECOMMENDED DOSE [based on 150 lb (68 kg) patient]
Deep Subcutaneous (Intrafat) Injection	Initial dose	5000 units by IV injection, followed by 10,000 to 20,000 units of a concentrated solution, subcutaneously
	Every 8 hours	8000 to 10,000 units of a concentrated solution
	or Every 12 hours	15,000 to 20,000 units of a concentrated solution
Intermittent Intravenous Injection	Initial dose	10,000 units, either undiluted or in 50 to 100 mL of 0.9% Sodium Chloride Injection, USP
	Every 4 to 6 hours	5000 to 10,000 units, either undiluted or in 50 to 100 mL of 0.9% Sodium Chloride Injection, USP
Intravenous Infusion	Initial dose	5000 units by IV injection
	Continuous	20,000 to 40,000 units/24 hours in 1000 mL of 0.9% Sodium Chloride Injection, USP (or in any compatible solution) for infusion

Pediatric Use

Follow recommendations of appropriate pediatric reference texts. In general, the following dosage schedule may be used as a guideline:

Initial Dose

50 units/kg (IV, drip)

Maintenance Dose

100 units/kg (IV, drip) every 4 hours, or 20,000 units/m²/24 hours continuously

Geriatric Use

Patients over 60 years of age may require lower doses of heparin.

Surgery of the Heart and Blood Vessels

Patients undergoing total body perfusion for open-heart surgery should receive an initial dose of not less than 150 units of heparin sodium per kilogram of body weight. Frequently, a dose of 300 units per kilogram is used for procedures estimated to last less than 60 minutes, or 400 units per kilogram for those estimated to last longer than 60 minutes.

NDA 17-037/S-158

Page 11

Low-Dose Prophylaxis of Postoperative Thromboembolism

A number of well-controlled clinical trials have demonstrated that low-dose heparin prophylaxis, given just prior to and after surgery, will reduce the incidence of postoperative deep vein thrombosis in the legs (as measured by the I-125 fibrinogen technique and venography) and of clinical pulmonary embolism. The most widely used dosage has been 5000 units 2 hours before surgery and 5000 units every 8 to 12 hours thereafter for 7 days or until the patient is fully ambulatory, whichever is longer. The heparin is given by deep subcutaneous injection in the arm or abdomen with a fine needle (25- to 26-gauge) to minimize tissue trauma. A concentrated solution of heparin sodium is recommended. Such prophylaxis should be reserved for patients over the age of 40 who are undergoing major surgery. Patients with bleeding disorders and those having neurosurgery, spinal anesthesia, eye surgery or potentially sanguineous operations should be excluded, as should patients receiving oral anticoagulants or platelet-active drugs (see **WARNINGS**). The value of such prophylaxis in hip surgery has not been established. The possibility of increased bleeding during surgery or postoperatively should be borne in mind. If such bleeding occurs, discontinuance of heparin and neutralization with protamine sulfate are advisable. If clinical evidence of thromboembolism develops despite low-dose prophylaxis, full therapeutic doses of anticoagulants should be given unless contraindicated. All patients should be screened prior to heparinization to rule out bleeding disorders, and monitoring should be performed with appropriate coagulation tests just prior to surgery. Coagulation test values should be normal or only slightly elevated. There is usually no need for daily monitoring of the effect of low-dose heparin in patients with normal coagulation parameters.

Extracorporeal Dialysis

Follow equipment manufacturers' operating directions carefully.

Blood Transfusion

Addition of 400 to 600 USP units per 100 mL of whole blood is usually employed to prevent coagulation. Usually, 7500 USP units of heparin sodium are added to 100 mL of 0.9% Sodium Chloride Injection, USP (or 75,000 USP units per 1000 mL of 0.9% Sodium Chloride Injection, USP) and mixed; from this sterile solution, 6 to 8 mL are added per 100 mL of whole blood.

Laboratory Samples

Addition of 70 to 150 units of heparin sodium per 10 to 20 mL sample of whole blood is usually employed to prevent coagulation of the sample. Leukocyte counts should be performed on heparinized blood within 2 hours after addition of the heparin. Heparinized blood should not be used for isoagglutinin, complement, or erythrocyte fragility tests or platelet counts.

HOW SUPPLIED

Heparin Sodium Injection, USP

1000 USP units/mL

1 mL DOSETTE vial packaged in 25s (NDC 0641-0391-25)

10 mL Multiple Dose vial packaged in 25s (NDC 0641-2440-45)

30 mL Multiple Dose vial packaged in 25s (NDC 0641-2450-45)

5000 USP units/mL

1 mL DOSETTE vial packaged in 25s (NDC 0641-0400-25)

10 mL Multiple Dose vial packaged in 25s (NDC 0641-2460-45)

10,000 USP units/mL

1 mL DOSETTE vial packaged in 25s (NDC 0641-0410-25)

NDA 17-037/S-158

Page 12

4 mL Multiple Dose vial packaged in 25s (NDC 0641-2470-45)

Also available from Baxter: HEP-LOCK (Heparin Lock Flush Solution, USP) and HEP-LOCK U/P (Preservative-Free Heparin Lock Flush Solution, USP).

Storage

Store at 20°-25°C (68°-77°F) [see USP Controlled Room Temperature].

Baxter, Hep-Lock and Dosette are trademarks of Baxter International, Inc., or its subsidiaries.

REFERENCES:

1. Tahata T, Shigehito M, Kusuhara K, Ueda Y, et al. Delayed-Onset of Heparin Induced Thrombocytopenia – A Case Report – *J Jpn Assn Torca Surg.* 1992;40(3):110-111.
2. Warkentin T, Kelton J. Delayed-Onset Heparin-Induced Thrombocytopenia and Thrombosis. *Annals of Internal Medicine.* 2001;135:502-506.
3. Rice L, Attisha W, Drexler A, Francis J. Delayed-Onset Heparin Induced Thrombocytopenia. *Annals of Internal Medicine,* 2002;136:210-215.
4. Dieck, J., C. Rizo-Patron, et al. (1990). “A New Manifestation and Treatment Alternative for Heparin-Induced Thrombosis.”. *Chest* 98(1524-26).
5. Smythe M, Stephens J, Mattson. Delayed-Onset Heparin Induced Thrombocytopenia. *Annals of Emergency Medicine,* 2005;45(4):417-419
6. DIVGI A. (REPRINT), THUMMA S., HARI P., FRIEDMAN K., DELAYED ONSET HEPARIN- INDUCED THROMBOCYTOPENIA (HIT) PRESENTING AFTER UNDOCUMENTED DRUG EXPOSURE AS POST- ANGIOGRAPHY PULMONARY EMBOLISM. *BLOOD.*2003;102(11):127B.

Baxter

Manufactured by

Baxter Healthcare Corporation

Deerfield, IL 60015 USA

For Product Inquiry 1 800 ANA DRUG (1-800-262-3784)

MLT-01119/3.0

NDA 17-037/S-158

Page 13

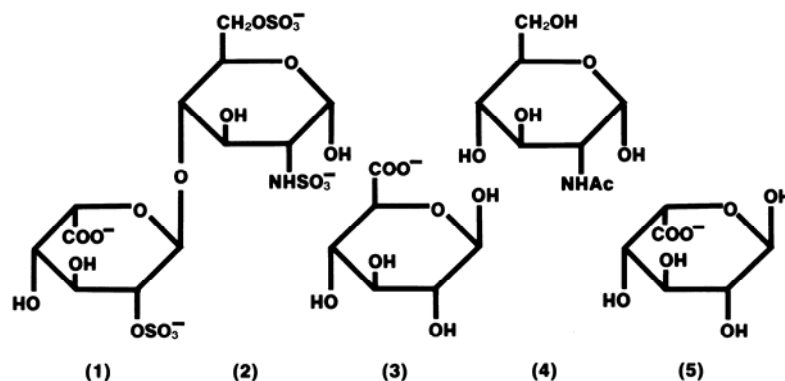
HEP-LOCK (Heparin Lock Flush Solution, USP)

R_x only

DESCRIPTION

Heparin is a heterogeneous group of straight-chain anionic mucopolysaccharides, called glycosaminoglycans, having anticoagulant properties. Although others may be present, the main sugars occurring in heparin are: (1) α -L-iduronic acid 2-sulfate, (2) 2-deoxy-2-sulfamino- α -D-glucose 6-sulfate, (3) β -D-glucuronic acid, (4) 2-acetamido-2-deoxy- α -D-glucose and (5) α -L-iduronic acid. These sugars are present in decreasing amounts, usually in the order (2)>(1)>(4)>(3)>(5), and are joined by glycosidic linkages, forming polymers of varying sizes. Heparin is strongly acidic because of its content of covalently linked sulfate and carboxylic acid groups. In heparin sodium, the acidic protons of the sulfate units are partially replaced by sodium ions.

Structural formula of Heparin Sodium (representative sub-units):



HEP-LOCK (Heparin Lock Flush Solution, USP) is a sterile solution for intravenous flush only. It is not to be used for anticoagulant therapy. Each mL contains heparin sodium 10 or 100 USP units, derived from porcine intestines and standardized for use as an anticoagulant, sodium chloride 9 mg and benzyl alcohol 0.01 mL in Water for Injection. pH 5.0-7.5; sodium hydroxide and/or hydrochloric acid used, if needed, for pH adjustment. The potency is determined by biological assay using a USP reference standard based on units of heparin activity per milligram.

CLINICAL PHARMACOLOGY

Heparin inhibits reactions that lead to the clotting of blood and the formation of fibrin clots both *in vitro* and *in vivo*. Heparin acts at multiple sites in the normal coagulation system. Small amounts of heparin in combination with antithrombin III (heparin cofactor) can inhibit thrombosis by inactivating activated Factor X and inhibiting the conversion of prothrombin to thrombin. Once active thrombosis has developed, larger amounts of heparin can inhibit further coagulation by inactivating thrombin and

NDA 17-037/S-158

Page 14

preventing the conversion of fibrinogen to fibrin. Heparin also prevents the formation of a stable fibrin clot by inhibiting the activation of the fibrin stabilizing factor.

Bleeding time is usually unaffected by heparin. Clotting time is prolonged by full therapeutic doses of heparin; in most cases, it is not measurably affected by low doses of heparin. Loglinear plots of heparin plasma concentrations with time, for a wide range of dose levels, are linear, which suggests the absence of zero order processes. Liver and the reticulo-endothelial system are the sites of biotransformation. The biphasic elimination curve, a rapidly declining alpha phase ($t_{1/2} = 10$ min), and after the age of 40 a slower beta phase, indicates uptake in organs. The absence of a relationship between anticoagulant half-life and concentration half-life may reflect factors such as protein binding of heparin.

Patients over 60 years of age, following similar doses of heparin, may have higher plasma levels of heparin and longer activated partial thromboplastin times (APTTs) compared with patients under 60 years of age.

Heparin does not have fibrinolytic activity; therefore, it will not lyse existing clots.

INDICATIONS AND USAGE

Heparin Lock Flush Solution, USP is intended to maintain patency of an indwelling venipuncture device designed for intermittent injection or infusion therapy or blood sampling. Heparin Lock Flush Solution may be used following initial placement of the device in the vein, after each injection of a medication or after withdrawal of blood for laboratory tests. (See **DOSAGE AND ADMINISTRATION, Maintenance Of Patency Of Intravenous Devices** for directions for use.)

HEP-LOCK is not to be used for anticoagulant therapy.

CONTRAINDICATIONS

Heparin sodium should NOT be used in patients with the following conditions: severe thrombocytopenia; an uncontrollable active bleeding state (see **WARNINGS**), except when this is due to disseminated intravascular coagulation.

WARNINGS

Heparin is not intended for intramuscular use.

NDA 17-037/S-158

Page 15

Hypersensitivity

Patients with documented hypersensitivity to heparin should be given the drug only in clearly life-threatening situations. (See **ADVERSE REACTIONS, Hypersensitivity.**)

Hemorrhage

Hemorrhage can occur at virtually any site in patients receiving heparin. An unexplained fall in hematocrit, fall in blood pressure or any other unexplained symptom should lead to serious consideration of a hemorrhagic event.

Heparin sodium should be used with extreme caution in infants and in patients with disease states in which there is increased danger of hemorrhage. Some of the conditions in which increased danger of hemorrhage exists are:

Cardiovascular

Subacute bacterial endocarditis, severe hypertension.

Surgical

During and immediately following (a) spinal tap or spinal anesthesia or (b) major surgery, especially involving the brain, spinal cord or eye.

Hematologic

Conditions associated with increased bleeding tendencies, such as hemophilia, thrombocytopenia and some vascular purpuras.

Gastrointestinal

Ulcerative lesions and continuous tube drainage of the stomach or small intestine.

Other

Menstruation, liver disease with impaired hemostasis.

Thrombocytopenia

Thrombocytopenia has been reported to occur in patients receiving heparin with a reported incidence of 0 to 30%. Platelet counts should be obtained at baseline and periodically during heparin

NDA 17-037/S-158

Page 16

administration. Mild thrombocytopenia (count greater than 100,000/mm³) may remain stable or reverse even if heparin is continued. However, thrombocytopenia of any degree should be monitored closely. If the count falls below 100,000/mm³ or if recurrent thrombosis develops (see Heparin-induced Thrombocytopenia and Heparin-induced Thrombocytopenia and Thrombosis), the heparin product should be discontinued and, if necessary, an alternative anticoagulants administered.

Heparin-induced Thrombocytopenia (HIT) and Heparin-induced Thrombocytopenia and Thrombosis (HITT)

Heparin-induced Thrombocytopenia (HIT) is a serious antibody-mediated reaction resulting from irreversible aggregation of platelets. HIT may progress to the development of venous and arterial thromboses, a condition referred to as Heparin-induced Thrombocytopenia and Thrombosis (HITT). Thrombotic events may also be the initial presentation for HITT. These serious thromboembolic events include deep vein thrombosis, pulmonary embolism, cerebral vein thrombosis, limb ischemia, stroke, myocardial infarction, mesenteric thrombosis, renal arterial thrombosis, skin necrosis, gangrene of the extremities that may lead to amputation, and possibly death. Thrombocytopenia of any degree should be monitored closely. If the platelet count falls below 100,000/mm³ or if recurrent thrombosis develops, the heparin product should be promptly discontinued and alternative anticoagulants considered if patients require continued anticoagulation.

Delayed Onset of HIT and HITT

Heparin-induced Thrombocytopenia and Heparin-induced Thrombocytopenia and Thrombosis can occur up to several weeks after the discontinuation of heparin therapy. Patients presenting with thrombocytopenia or thrombosis after discontinuation of heparin should be evaluated for HIT and HITT.

Use In Neonates

This product contains the preservative benzyl alcohol and is not recommended for use in neonates. There have been reports of fatal ‘gaspings syndrome’ in neonates (children less than one month of age) following the administration of intravenous solutions containing the preservative benzyl alcohol. Symptoms include a striking onset of gasping respiration, hypotension, bradycardia, and cardiovascular collapse.

Preservative-Free Heparin Lock Flush Solution, USP should be used for maintaining the patency of intravenous injection devices in neonates.

NDA 17-037/S-158

Page 17

PRECAUTIONS

General

In infants, the cumulative amounts of heparin and benzyl alcohol received from the frequent administration of Heparin Lock Flush Solution during a 24-hour period must be considered. Where preservative-free heparin lock flush solution is indicated, HEP-LOCK U/P is available.

Precautions must be exercised when drugs that are incompatible with heparin are administered through an indwelling intravenous catheter containing Heparin Lock Flush Solution. (See **DOSAGE AND ADMINISTRATION, Maintenance Of Patency Of Intravenous Devices.**)

Thrombocytopenia, Heparin-induced Thrombocytopenia (HIT) and Heparin-induced Thrombocytopenia and Thrombosis (HITT)

See **WARNINGS.**

Increased Risk To Older Patients, Especially Women

A higher incidence of bleeding has been reported in patients, particularly women, over 60 years of age.

Laboratory Tests

Periodic platelet counts, hematocrits and tests for occult blood in stool are recommended during the entire course of heparin use (see **DOSAGE AND ADMINISTRATION**).

Drug Interactions

Platelet Inhibitors

Drugs such as acetylsalicylic acid, dextran, phenylbutazone, ibuprofen, indomethacin, dipyridamole, hydroxychloroquine and others that interfere with platelet-aggregation reactions (the main hemostatic defense of heparinized patients) may induce bleeding and should be used with caution in patients receiving heparin sodium.

Other Interactions

Digitalis, tetracyclines, nicotine or antihistamines may partially counteract the anticoagulant action of heparin sodium.

NDA 17-037/S-158

Page 18

Carcinogenesis, Mutagenesis, Impairment Of Fertility

No long-term studies in animals have been performed to evaluate the carcinogenic potential of heparin sodium. Also, no reproduction studies in animals have been performed concerning mutagenesis or impairment of fertility.

Pregnancy

Teratogenic Effects—Pregnancy Category C

Animal reproduction studies have not been conducted with heparin sodium. It is also not known whether heparin sodium can cause fetal harm when administered to a pregnant woman or can affect reproduction capacity. Heparin sodium should be given to a pregnant woman only if clearly needed.

Nonteratogenic Effects

Heparin does not cross the placental barrier.

Nursing Mothers

Heparin is not excreted in human milk.

Pediatric Use

Safety and effectiveness in pediatric patients have not been established. Not for use in neonates (see **WARNINGS**).

Geriatric Use

A higher incidence of bleeding has been reported in patients over 60 years of age, especially women (see **CLINICAL PHARMACOLOGY** and **PRECAUTIONS, General**).

ADVERSE REACTIONS

Hemorrhage

Hemorrhage is the chief complication that may result from heparin use (see **WARNINGS, Hemorrhage**). An overly prolonged clotting time or minor bleeding during therapy can usually be controlled by withdrawing the drug (see **OVERDOSAGE**).

NDA 17-037/S-158

Page 19

Thrombocytopenia, Heparin-induced Thrombocytopenia (HIT) and Heparin-induced Thrombocytopenia and Thrombosis (HITT) and Delayed Onset of HIT and HITT

See WARNINGS. Local Irritation

Local irritation and erythema have been reported with the use of Heparin Lock Flush Solution.

Hypersensitivity

Generalized hypersensitivity reactions have been reported, with chills, fever and urticaria as the most usual manifestations, and asthma, rhinitis, lacrimation, headache, nausea and vomiting, and anaphylactoid reactions, including shock, occurring more rarely. Itching and burning, especially on the plantar side of the feet, may occur.

Thrombocytopenia has been reported to occur in patients receiving heparin, with a reported incidence of 0 to 30%. While often mild and of no obvious clinical significance, such thrombocytopenia can be accompanied by severe thromboembolic complications such as skin necrosis, gangrene of the extremities that may lead to amputation, myocardial infarction, pulmonary embolism, stroke, and possibly death. (See **WARNINGS** and **PRECAUTIONS**.)

Certain episodes of painful, ischemic and cyanosed limbs have in the past been attributed to allergic vasospastic reactions. Whether these are in fact identical to the thrombocytopenia-associated complications remains to be determined.

OVERDOSAGE

Symptoms

Bleeding is the chief sign of heparin overdosage. Nosebleeds, blood in urine or tarry stools may be noted as the first sign of bleeding. Easy bruising or petechial formations may precede frank bleeding.

Treatment—Neutralization Of Heparin Effect

When clinical circumstances (bleeding) require reversal of heparinization, protamine sulfate (1% solution) by slow infusion will neutralize heparin sodium. **No more than 50 mg** should be administered, **very slowly**, in any 10-minute period. Each mg of protamine sulfate neutralizes approximately 100 USP heparin units. The amount of protamine required decreases over time as heparin is metabolized. Although the metabolism of heparin is complex, it may, for the purpose of choosing a protamine dose, be assumed to have a half-life of about $1/2$ hour after intravenous injection.

NDA 17-037/S-158

Page 20

Administration of protamine sulfate can cause severe hypotensive and anaphylactoid reactions. Because fatal reactions often resembling anaphylaxis have been reported, the drug should be given only when resuscitation techniques and treatment of anaphylactoid shock are readily available.

For additional information consult the labeling of Protamine Sulfate Injection, USP products.

DOSAGE AND ADMINISTRATION

Parenteral drug products should be inspected visually for particulate matter and discoloration prior to administration, whenever solution and container permit. Slight discoloration does not alter potency.

Heparin Lock Flush Solution is not recommended for use in neonates (see **WARNINGS, Use In Neonates**).

Maintenance Of Patency Of Intravenous Devices

To prevent clot formation in a heparin lock set or central venous catheter following its proper insertion, Heparin Lock Flush Solution, USP is injected via the injection hub in a quantity sufficient to fill the entire device. This solution should be replaced each time the device is used. Aspirate before administering any solution via the device in order to confirm patency and location of needle or catheter tip. If the drug to be administered is incompatible with heparin, the entire device should be flushed with normal saline before and after the medication is administered; following the second saline flush, Heparin Lock Flush Solution, USP may be reinstalled into the device. The device manufacturer's instructions should be consulted for specifics concerning its use. Usually this dilute heparin solution will maintain anticoagulation within the device for up to 4 hours.

NOTE: Since repeated injections of small doses of heparin can alter tests for activated partial thromboplastin time (APTT), a baseline value for APTT should be obtained prior to insertion of an intravenous device.

Withdrawal Of Blood Samples

Heparin Lock Flush Solution, USP may also be used after each withdrawal of blood for laboratory tests. When heparin would interfere with or alter the results of blood tests, the heparin solution should be cleared from the device by aspirating and discarding it before withdrawing the blood sample.

HOW SUPPLIED

HEP-LOCK (Heparin Lock Flush Solution, USP)

10 USP units/mL

NDA 17-037/S-158

Page 21

1 mL DOSETTE vials packaged in 25s (NDC 0641-0392-25)

2 mL DOSETTE vials packaged in 25s (NDC 0641-0393-25)

10 mL Multiple Dose vials packaged in 25s (NDC 0641-2438-45)

30 mL Multiple Dose vials packaged in 25s (NDC 0641-2442-45)

100 USP units/mL

1 mL DOSETTE vials packaged in 25s (NDC 0641-0389-25)

2 mL DOSETTE vials packaged in 25s (NDC 0641-0387-25)

10 mL Multiple Dose vials packaged in 25s (NDC 0641-2436-45)

30 mL Multiple Dose vials packaged in 25s (NDC 0641-2443-45)

Storage

Store at 20°-25°C (68°-77°F) [see USP Controlled Room Temperature].

REFERENCES

1. Tahata T, Shigehito M, Kusuhara K, Ueda Y, et al. Delayed-Onset of Heparin Induced Thrombocytopenia – A Case Report – *J Jpn Assn Torca Surg*.1992;40(3):110-111.
2. Warkentin T, Kelton J. Delayed-Onset Heparin-Induced Thrombocytopenia and Thrombosis. *Annals of Internal Medicine*. 2001;135:502-506.
3. Rice L, Attisha W, Drexler A, Francis J. Delayed-Onset Heparin Induced Thrombocytopenia. *Annals of Internal Medicine*, 2002;136:210-215.
4. Dieck J., C. Rizo-Patron, et al. (1990). “A New Manifestation and Treatment Alternative for Heparin-Induced Thrombosis.” *Chest* 98(1524-26).
5. Smythe M, Stephens J, Mattson. Delayed-Onset Heparin Induced Thrombocytopenia. *Annals of Emergency Medicine*, 2005;45(4):417-419.
6. Divgi A. (Reprint), Thumma S., Hari P., Friedman K., Delayed Onset Heparin-Induced Thrombocytopenia (HIT) Presenting After Undocumented Drug Exposure as Post-Angiography Pulmonary Embolism. *Blood*. 2003;102(11):127b.

Hep-Lock, Baxter and Dosette are registered trademarks of Baxter International, Inc., or its subsidiaries.

Baxter

Manufactured by

Baxter Healthcare Corporation

Deerfield, IL 60015 USA

NDA 17-037/S-158

Page 22

For Product Inquiry 1 800 ANA DRUG (1-800-262-3784)

MLT-00103/3.0

NDA 17-037/S-158

Page 23

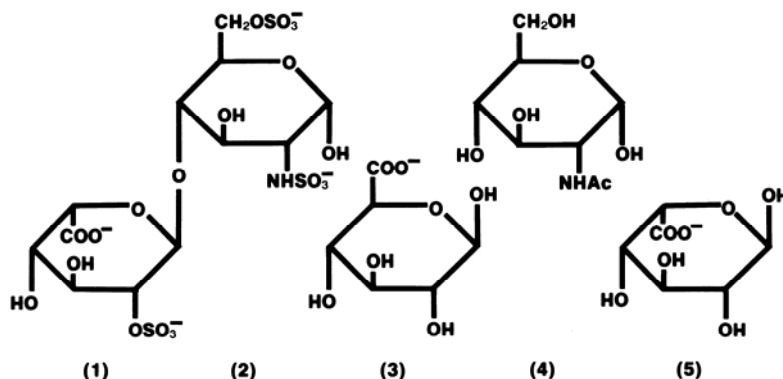
HEP-LOCK U/P Preservative-Free (Heparin Lock Flush Solution, USP)

R_x only

DESCRIPTION

Heparin is a heterogeneous group of straight-chain anionic mucopolysaccharides, called glycosaminoglycans, having anticoagulant properties. Although others may be present, the main sugars occurring in heparin are: (1) α -L-iduronic acid 2-sulfate, (2) 2-deoxy-2-sulfamino- α -D-glucose 6-sulfate, (3) β -D-glucuronic acid, (4) 2-acetamido-2-deoxy- α -D-glucose and (5) α -L-iduronic acid. These sugars are present in decreasing amounts, usually in the order (2)>(1)>(4)>(3)>(5), and are joined by glycosidic linkages, forming polymers of varying sizes. Heparin is strongly acidic because of its content of covalently linked sulfate and carboxylic acid groups. In heparin sodium, the acidic protons of the sulfate units are partially replaced by sodium ions.

Structural formula of Heparin Sodium (representative sub-units):



HEP-LOCK U/P (Preservative-Free Heparin Lock Flush Solution, USP) is a sterile solution for intravenous flush only. It is not to be used for anticoagulant therapy. HEP-LOCK U/P is specially formulated for use in situations where the use of preservatives is not advisable. Each mL contains heparin sodium 10 or 100 USP units, derived from porcine intestines and standardized for use as an anticoagulant, sodium chloride 8 mg, monobasic sodium phosphate monohydrate 2.3 mg, and dibasic sodium phosphate anhydrous 0.5 mg in Water for Injection. pH 5.0-7.5. The potency is determined by biological assay using a USP reference standard based on units of heparin activity per milligram.

CLINICAL PHARMACOLOGY

Heparin inhibits reactions that lead to the clotting of blood and the formation of fibrin clots both *in vitro* and *in vivo*. Heparin acts at multiple sites in the normal coagulation system. Small amounts of heparin in combination with antithrombin III (heparin cofactor) can inhibit thrombosis by inactivating

NDA 17-037/S-158

Page 24

activated Factor X and inhibiting the conversion of prothrombin to thrombin. Once active thrombosis has developed, larger amounts of heparin can inhibit further coagulation by inactivating thrombin and preventing the conversion of fibrinogen to fibrin. Heparin also prevents the formation of a stable fibrin clot by inhibiting the activation of the fibrin stabilizing factor.

Bleeding time is usually unaffected by heparin. Clotting time is prolonged by full therapeutic doses of heparin; in most cases, it is not measurably affected by low doses of heparin. Loglinear plots of heparin plasma concentrations with time, for a wide range of dose levels, are linear, which suggests the absence of zero order processes. Liver and the reticulo-endothelial system are the sites of biotransformation. The biphasic elimination curve, a rapidly declining alpha phase ($t_{1/2} = 10$ min), and after the age of 40 a slower beta phase, indicates uptake in organs. The absence of a relationship between anticoagulant half-life and concentration half-life may reflect factors such as protein binding of heparin.

Patients over 60 years of age, following similar doses of heparin, may have higher plasma levels of heparin and longer activated partial thromboplastin times (APTTs) compared with patients under 60 years of age.

Heparin does not have fibrinolytic activity; therefore, it will not lyse existing clots.

INDICATIONS AND USAGE

HEP-LOCK U/P (Preservative-Free Heparin Lock Flush Solution, USP) is intended to maintain patency of an indwelling venipuncture device designed for intermittent injection or infusion therapy or blood sampling. Heparin Lock Flush Solution may be used following initial placement of the device in the vein, after each injection of a medication or after withdrawal of blood for laboratory tests. (See **DOSAGE AND ADMINISTRATION, Maintenance of Patency of Intravenous Devices** for directions for use.)

HEP-LOCK U/P is not to be used for anticoagulant therapy.

CONTRAINDICATIONS

Heparin sodium should NOT be used in patients with the following conditions: severe thrombocytopenia; an uncontrollable active bleeding state (see **WARNINGS**), except when this is due to disseminated intravascular coagulation.

WARNINGS

Heparin is not intended for intramuscular use.

NDA 17-037/S-158

Page 25

Hypersensitivity

Patients with documented hypersensitivity to heparin should be given the drug only in clearly life-threatening situations. (See **ADVERSE REACTIONS, Hypersensitivity.**)

Hemorrhage

Hemorrhage can occur at virtually any site in patients receiving heparin. An unexplained fall in hematocrit, fall in blood pressure or any other unexplained symptom should lead to serious consideration of a hemorrhagic event.

Heparin sodium should be used with extreme caution in infants and in patients with disease states in which there is increased danger of hemorrhage. Some of the conditions in which increased danger of hemorrhage exists are:

Cardiovascular

Subacute bacterial endocarditis, severe hypertension.

Surgical

During and immediately following (a) spinal tap or spinal anesthesia or (b) major surgery, especially involving the brain, spinal cord or eye.

Hematologic

Conditions associated with increased bleeding tendencies, such as hemophilia, thrombocytopenia and some vascular purpuras.

Gastrointestinal

Ulcerative lesions and continuous tube drainage of the stomach or small intestine.

Other

Menstruation, liver disease with impaired hemostasis.

Thrombocytopenia

Thrombocytopenia has been reported to occur in patients receiving heparin with a reported incidence of 0 to 30%. Platelet counts should be obtained at baseline and periodically during heparin

NDA 17-037/S-158

Page 26

administration. Mild thrombocytopenia (count greater than 100,000/mm³) may remain stable or reverse even if heparin is continued. However, thrombocytopenia of any degree should be monitored closely. If the count falls below 100,000/mm³ or if recurrent thrombosis develops (see Heparin-induced Thrombocytopenia and Heparin-induced Thrombocytopenia and Thrombosis), the heparin product should be discontinued and, if necessary, an alternative anticoagulant administered.

Heparin-induced Thrombocytopenia (HIT) and Heparin-induced Thrombocytopenia and Thrombosis (HITT)

Heparin-induced Thrombocytopenia (HIT) is a serious antibody-mediated reaction resulting from irreversible aggregation of platelets. HIT may progress to the development of venous and arterial thromboses, a condition referred to as Heparin-induced Thrombocytopenia and Thrombosis (HITT). Thrombotic events may also be the initial presentation for HITT. These serious thromboembolic events include deep vein thrombosis, pulmonary embolism, cerebral vein thrombosis, limb ischemia, stroke, myocardial infarction, mesenteric thrombosis, renal arterial thrombosis, skin necrosis, gangrene of the extremities that may lead to amputation, and possibly death. Thrombocytopenia of any degree should be monitored closely. If the platelet count falls below 100,000/mm³ or if recurrent thrombosis develops, the heparin product should be promptly discontinued and alternative anticoagulants considered if patients require continued anticoagulation.

Delayed Onset of HIT and HITT

Heparin-induced Thrombocytopenia and Heparin-induced Thrombocytopenia and Thrombosis can occur up to several weeks after the discontinuation of heparin therapy. Patients presenting with thrombocytopenia or thrombosis after discontinuation of heparin should be evaluated for HIT and HITT.

Use in Neonates and Infants

The 100 unit/mL concentration should not be used in neonates or in infants who weigh less than 10 kg because of the risk of systemic anticoagulation. Caution is necessary when using the 10 unit/mL concentration in premature infants who weigh less than 1 kg who are receiving frequent flushes since a therapeutic heparin dose may be given to the infant in a 24-hour period.

PRECAUTIONS

General

Precautions must be exercised when drugs that are incompatible with heparin are administered through an indwelling intravenous catheter containing Preservative-Free Heparin Lock Flush Solution. (See **DOSAGE AND ADMINISTRATION, Maintenance of Patency of Intravenous Devices.**) The concentration of phosphorus in the heparin solution is 0.63 mg/mL.

NDA 17-037/S-158

Page 27

Thrombocytopenia, Heparin-induced Thrombocytopenia (HIT) and Heparin-induced Thrombocytopenia and Thrombosis (HITT)

See **WARNINGS**.

Increased Risk to Older Patients, Especially Women

A higher incidence of bleeding has been reported in patients, particularly women, over 60 years of age.

Laboratory Tests

Periodic platelet counts, hematocrits and tests for occult blood in stool are recommended during the entire course of heparin use (see **DOSAGE AND ADMINISTRATION**).

Drug Interactions

Platelet Inhibitors

Drugs such as acetylsalicylic acid, dextran, phenylbutazone, ibuprofen, indomethacin, dipyridamole, hydroxychloroquine and others that interfere with platelet-aggregation reactions (the main hemostatic defense of heparinized patients) may induce bleeding and should be used with caution in patients receiving heparin sodium.

Other Interactions

Digitalis, tetracyclines, nicotine or antihistamines may partially counteract the anticoagulant action of heparin sodium.

Carcinogenesis, Mutagenesis, Impairment of Fertility

No long-term studies in animals have been performed to evaluate the carcinogenic potential of heparin sodium. Also, no reproduction studies in animals have been performed concerning mutagenesis or impairment of fertility.

Pregnancy

Teratogenic Effects—Pregnancy Category C

Animal reproduction studies have not been conducted with heparin sodium. It is also not known whether heparin sodium can cause fetal harm when administered to a pregnant woman or can affect reproduction capacity. Heparin sodium should be given to a pregnant woman only if clearly needed.

NDA 17-037/S-158

Page 28

Nonteratogenic Effects

Heparin does not cross the placental barrier.

Nursing Mothers

Heparin is not excreted in human milk.

Pediatric Use

Safety and effectiveness in pediatric patients have not been established (see **WARNINGS, Use in Neonates and Infants**).

Geriatric Use

A higher incidence of bleeding has been reported in patients over 60 years of age, especially women (see **CLINICAL PHARMACOLOGY** and **PRECAUTIONS, General**).

ADVERSE REACTIONS

Hemorrhage

Hemorrhage is the chief complication that may result from heparin use (see **WARNINGS, Hemorrhage**). An overly prolonged clotting time or minor bleeding during therapy can usually be controlled by withdrawing the drug (see **OVERDOSAGE**).

Thrombocytopenia, Heparin-induced Thrombocytopenia (HIT) and Heparin-induced Thrombocytopenia and Thrombosis (HITT) and Delayed Onset of HIT and HITT

See **WARNINGS**.

Local Irritation

Local irritation and erythema have been reported with the use of Heparin Lock Flush Solution.

Hypersensitivity

Generalized hypersensitivity reactions have been reported, with chills, fever and urticaria as the most usual manifestations, and asthma, rhinitis, lacrimation, headache, nausea and vomiting, and anaphylactoid reactions, including shock, occurring more rarely. Itching and burning, especially on the plantar side of the feet, may occur.

NDA 17-037/S-158

Page 29

Thrombocytopenia has been reported to occur in patients receiving heparin, with a reported incidence of 0 to 30%. While often mild and of no obvious clinical significance, such thrombocytopenia can be accompanied by severe thromboembolic complications such as skin necrosis, gangrene of the extremities that may lead to amputation, myocardial infarction, pulmonary embolism, stroke, and possibly death. (See **WARNINGS** and **PRECAUTIONS**.)

Certain episodes of painful, ischemic and cyanosed limbs have in the past been attributed to allergic vasospastic reactions. Whether these are in fact identical to the thrombocytopenia-associated complications remains to be determined.

OVERDOSAGE

Symptoms

Bleeding is the chief sign of heparin overdosage. Nosebleeds, blood in urine or tarry stools may be noted as the first sign of bleeding. Easy bruising or petechial formations may precede frank bleeding.

Treatment—Neutralization of Heparin Effect

When clinical circumstances (bleeding) require reversal of heparinization, protamine sulfate (1% solution) by slow infusion will neutralize heparin sodium. **No more than 50 mg** should be administered, **very slowly**, in any 10-minute period. Each mg of protamine sulfate neutralizes approximately 100 USP heparin units. The amount of protamine required decreases over time as heparin is metabolized. Although the metabolism of heparin is complex, it may, for the purpose of choosing a protamine dose, be assumed to have a half-life of about 1/2 hour after intravenous injection.

Administration of protamine sulfate can cause severe hypotensive and anaphylactoid reactions. Because fatal reactions often resembling anaphylaxis have been reported, the drug should be given only when resuscitation techniques and treatment of anaphylactoid shock are readily available.

For additional information consult the labeling of Protamine Sulfate Injection, USP products.

DOSAGE AND ADMINISTRATION

Parenteral drug products should be inspected visually for particulate matter and discoloration prior to administration, whenever solution and container permit. Slight discoloration does not alter potency.

Preservative-Free Heparin Lock Flush Solution in the 100 unit/mL concentration is not recommended for use in neonates and infants (see **WARNINGS, Use In Neonates and Infants**).

NDA 17-037/S-158

Page 30

Maintenance of Patency of Intravenous Devices

To prevent clot formation in a heparin lock set or central venous catheter following its proper insertion, Preservative-Free Heparin Lock Flush Solution, USP is injected via the injection hub in a quantity sufficient to fill the entire device. This solution should be replaced each time the device is used. Aspirate before administering any solution via the device in order to confirm patency and location of needle or catheter tip. If the drug to be administered is incompatible with heparin, the entire device should be flushed with normal saline before and after the medication is administered; following the second saline flush, Preservative-Free Heparin Lock Flush Solution, USP may be reinstalled into the device. The device manufacturer's instructions should be consulted for specifics concerning its use. Usually this dilute heparin solution will maintain anticoagulation within the device for up to 4 hours.

NOTE: Since repeated injections of small doses of heparin can alter tests for activated partial thromboplastin time (APTT), a baseline value for APTT should be obtained prior to insertion of an intravenous device.

Withdrawal of Blood Samples

Preservative-Free Heparin Lock Flush Solution, USP may also be used after each withdrawal of blood for laboratory tests. When heparin would interfere with or alter the results of blood tests, the heparin solution should be cleared from the device by aspirating and discarding it before withdrawing the blood sample.

HOW SUPPLIED

HEP-LOCK U/P (Preservative-Free Heparin Lock Flush Solution, USP)

10 USP units/mL

1 mL DOSETTE vials packaged in 25s (NDC 0641-0272-25)

100 USP units/mL

1 mL DOSETTE vials packaged in 25s (NDC 0641-0273-25)

Storage

Store at 20°-25°C (68°-77°F) [see USP Controlled Room Temperature].

REFERENCES

7. Tahata T, Shigehito M, Kusuhara K, Ueda Y, et al. Delayed-Onset of Heparin Induced Thrombocytopenia – A Case Report – *J Jpn Assn Torca Surg*.1992;40(3):110-111.

NDA 17-037/S-158

Page 31

8. Warkentin T, Kelton J. Delayed-Onset Heparin-Induced Thrombocytopenia and Thrombosis. *Annals of Internal Medicine*. 2001;135:502-506.
9. Rice L, Attisha W, Drexler A, Francis J. Delayed-Onset Heparin Induced Thrombocytopenia. *Annals of Internal Medicine*, 2002;136:210-215.
10. Dieck J., C. Rizo-Patron, et al. (1990). "A New Manifestation and Treatment Alternative for Heparin-Induced Thrombosis." *Chest* 98(1524-26).
11. Smythe M, Stephens J, Mattson. Delayed-Onset Heparin Induced Thrombocytopenia. *Annals of Emergency Medicine*, 2005;45(4):417-419.
12. Divgi A. (Reprint), Thumma S., Hari P., Friedman K., Delayed Onset Heparin-Induced Thrombocytopenia (HIT) Presenting After Undocumented Drug Exposure as Post-Angiography Pulmonary Embolism. *Blood*. 2003;102(11):127b.

ESI logo, Hep-Lock and Dosette are registered trademarks of Baxter International, Inc., or its subsidiaries.



Manufactured by

Baxter Healthcare Corporation

Deerfield, IL 60015 USA

For Product Inquiry 1 800 ANA DRUG (1-800-262-3784)

MLT-00090/5.0