



9010842

STERILE OPHTHALMIC SOLUTION

TIMOPTIC®

0.25% AND 0.5%

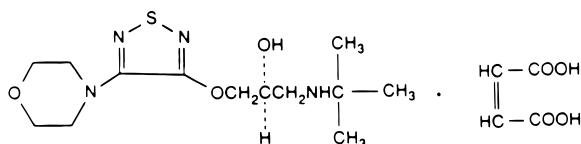
(TIMOLOL MALEATE OPHTHALMIC SOLUTION)

DESCRIPTION

TIMOPTIC® (timolol maleate ophthalmic solution) is a non-selective beta-adrenergic receptor blocking agent. Its chemical name is (-)-1-(*tert*-butylamino)-3-[(4-morpholino-1,2,5-thiadiazol-3-yl)oxy]-2-propanol maleate (1:1) (salt). Timolol maleate possesses an asymmetric carbon atom in its structure and is provided as the levo-isomer. The optical rotation of timolol maleate is:

$[\alpha]_{405}^{25}$ in 1.0N HCl (C = 5%) = -12.2° (-11.7° to -12.5°).

Its molecular formula is $C_{13}H_{24}N_4O_3S \cdot C_4H_4O_4$ and its structural formula is:



Timolol maleate has a molecular weight of 432.50. It is a white, odorless, crystalline powder which is soluble in water, methanol, and alcohol. TIMOPTIC is stable at room temperature.

TIMOPTIC Ophthalmic Solution is supplied as a sterile, isotonic, buffered, aqueous solution of timolol maleate in two dosage strengths: Each mL of TIMOPTIC 0.25% contains 2.5 mg of timolol (3.4 mg of timolol maleate). Each mL of TIMOPTIC 0.5% contains 5 mg of timolol (6.8 mg of timolol maleate). Inactive ingredients: monobasic and dibasic sodium phosphate, sodium hydroxide to adjust pH, and water for injection. Benzalkonium chloride 0.01% is added as preservative.

CLINICAL PHARMACOLOGY

Mechanism of Action

Timolol maleate is a β_1 and β_2 (non-selective) adrenergic receptor blocking agent that does not have significant intrinsic sympathomimetic, direct myocardial depressant, or local anesthetic (membrane-stabilizing) activity.

Beta-adrenergic receptor blockade reduces cardiac output in both healthy subjects and patients with heart disease. In patients with severe impairment of myocardial function, beta-adrenergic receptor blockade may inhibit the stimulatory effect of the sympathetic nervous system necessary to maintain adequate cardiac function.

Beta-adrenergic receptor blockade in the bronchi and bronchioles results in increased airway resistance from unopposed parasympathetic activity. Such an effect in patients with asthma or other bronchospastic conditions is potentially dangerous.

TIMOPTIC Ophthalmic Solution, when applied topically on the eye, has the action of reducing elevated as well as normal intraocular pressure, whether or not accompanied by glaucoma. Elevated intraocular pressure is a major risk factor in the pathogenesis of glaucomatous visual field loss. The higher the level of intraocular pressure, the greater the likelihood of glaucomatous visual field loss and optic nerve damage.

* Registered trademark of MERCK & CO., Inc.
COPYRIGHT © MERCK & CO., Inc., 1985, 1995
All rights reserved

TIMOPTIC® (timolol maleate ophthalmic solution)

9010842

The onset of reduction in intraocular pressure following administration of TIMOPTIC can usually be detected within one-half hour after a single dose. The maximum effect usually occurs in one to two hours and significant lowering of intraocular pressure can be maintained for periods as long as 24 hours with a single dose. Repeated observations over a period of one year indicate that the intraocular pressure-lowering effect of TIMOPTIC is well maintained.

The precise mechanism of the ocular hypotensive action of TIMOPTIC is not clearly established at this time. Tonography and fluorophotometry studies in man suggest that its predominant action may be related to reduced aqueous formation. However, in some studies a slight increase in outflow facility was also observed.

Pharmacokinetics

In a study of plasma drug concentration in six subjects, the systemic exposure to timolol was determined following twice daily administration of TIMOPTIC 0.5%. The mean peak plasma concentration following morning dosing was 0.46 ng/mL and following afternoon dosing was 0.35 ng/mL.

Clinical Studies

In controlled multiclinic studies in patients with untreated intraocular pressures of 22 mmHg or greater, TIMOPTIC 0.25 percent or 0.5 percent administered twice a day produced a greater reduction in intraocular pressure than 1, 2, 3, or 4 percent pilocarpine solution administered four times a day or 0.5, 1, or 2 percent epinephrine hydrochloride solution administered twice a day.

In these studies, TIMOPTIC was generally well tolerated and produced fewer and less severe side effects than either pilocarpine or epinephrine. A slight reduction of resting heart rate in some patients receiving TIMOPTIC (mean reduction 2.9 beats/minute standard deviation 10.2) was observed.

INDICATIONS AND USAGE

TIMOPTIC Ophthalmic Solution is indicated in the treatment of elevated intraocular pressure in patients with ocular hypertension or open-angle glaucoma.

CONTRAINDICATIONS

TIMOPTIC is contraindicated in patients with (1) bronchial asthma; (2) a history of bronchial asthma; (3) severe chronic obstructive pulmonary disease (see WARNINGS); (4) sinus bradycardia; (5) second or third degree atrioventricular block; (6) overt cardiac failure (see WARNINGS); (7) cardiogenic shock; or (8) hypersensitivity to any component of this product.

WARNINGS

As with many topically applied ophthalmic drugs, this drug is absorbed systemically.

The same adverse reactions found with systemic administration of beta-adrenergic blocking agents may occur with topical administration. For example, severe respiratory reactions and cardiac reactions, including death due to bronchospasm in patients with asthma, and rarely death in association with cardiac failure, have been reported following systemic or ophthalmic administration of timolol maleate (see CONTRAINDICATIONS).

Cardiac Failure

Sympathetic stimulation may be essential for support of the circulation in individuals with diminished myocardial contractility, and its inhibition of beta-adrenergic receptor blockade may precipitate more severe failure.

In Patients Without a History of Cardiac Failure continued depression of the myocardium with beta-blocking agents over a period of time can, in some cases, lead to cardiac failure. At the first sign or symptom of cardiac failure, TIMOPTIC should be discontinued.

Obstructive Pulmonary Disease

Patients with chronic obstructive pulmonary disease (e.g., chronic bronchitis, emphysema) of mild or moderate severity, bronchospastic disease, or a history of bronchospastic disease (other than bronchial asthma or a history of bronchial asthma, in which TIMOPTIC is contraindicated [see CONTRAINDICATIONS]) should, in general, not receive beta-blockers, including TIMOPTIC.

TIMOPTIC® (timolol maleate ophthalmic solution)

9010842

Major Surgery

The necessity or desirability of withdrawal of beta-adrenergic blocking agents prior to major surgery is controversial. Beta-adrenergic receptor blockade impairs the ability of the heart to respond to beta-adrenergically mediated reflex stimuli. This may augment the risk of general anesthesia in surgical procedures. Some patients receiving beta-adrenergic receptor blocking agents have experienced protracted severe hypotension during anesthesia. Difficulty in restarting and maintaining the heartbeat has also been reported. For these reasons, in patients undergoing elective surgery, some authorities recommend gradual withdrawal of beta-adrenergic receptor blocking agents.

If necessary during surgery, the effects of beta-adrenergic blocking agents may be reversed by sufficient doses of adrenergic agonists.

Diabetes Mellitus

Beta-adrenergic blocking agents should be administered with caution in patients subject to spontaneous hypoglycemia or to diabetic patients (especially those with labile diabetes) who are receiving insulin or oral hypoglycemic agents. Beta-adrenergic receptor blocking agents may mask the signs and symptoms of acute hypoglycemia.

Thyrotoxicosis

Beta-adrenergic blocking agents may mask certain clinical signs (e.g., tachycardia) of hyperthyroidism. Patients suspected of developing thyrotoxicosis should be managed carefully to avoid abrupt withdrawal of beta-adrenergic blocking agents that might precipitate a thyroid storm.

PRECAUTIONS

General

Because of potential effects of beta-adrenergic blocking agents on blood pressure and pulse, these agents should be used with caution in patients with cerebrovascular insufficiency. If signs or symptoms suggesting reduced cerebral blood flow develop following initiation of therapy with TIMOPTIC, alternative therapy should be considered.

There have been reports of bacterial keratitis associated with the use of multiple dose containers of topical ophthalmic products. These containers had been inadvertently contaminated by patients who, in most cases, had a concurrent corneal disease or a disruption of the ocular epithelial surface. (See PRECAUTIONS, *Information for Patients.*)

Choroidal detachment after filtration procedures has been reported with the administration of aqueous suppressant therapy (e.g. timolol).

Angle-closure glaucoma: In patients with angle-closure glaucoma, the immediate objective of treatment is to reopen the angle. This requires constricting the pupil. Timolol maleate has little or no effect on the pupil. TIMOPTIC should not be used alone in the treatment of angle-closure glaucoma.

Anaphylaxis: While taking beta-blockers, patients with a history of atopy or a history of severe anaphylactic reactions to a variety of allergens may be more reactive to repeated accidental, diagnostic, or therapeutic challenge with such allergens. Such patients may be unresponsive to the usual doses of epinephrine used to treat anaphylactic reactions.

Muscle Weakness: Beta-adrenergic blockade has been reported to potentiate muscle weakness consistent with certain myasthenic symptoms (e.g., diplopia, ptosis, and generalized weakness). Timolol has been reported rarely to increase muscle weakness in some patients with myasthenia gravis or myasthenic symptoms.

Information for Patients

Patients should be instructed to avoid allowing the tip of the dispensing container to contact the eye or surrounding structures.

Patients should also be instructed that ocular solutions, if handled improperly or if the tip of the dispensing container contacts the eye or surrounding structures, can become contaminated by common bacteria known to cause ocular infections. Serious damage to the eye and subsequent loss of vision may result from using contaminated solutions. (See PRECAUTIONS, *General.*)

Patients should also be advised that if they have ocular surgery or develop an intercurrent ocular condition (e.g., trauma or infection), they should immediately seek their physician's advice concerning the continued use of the present multidose container.

TIMOPTIC® (timolol maleate ophthalmic solution)

9010842

Patients with bronchial asthma, a history of bronchial asthma, severe chronic obstructive pulmonary disease, sinus bradycardia, second or third degree atrioventricular block, or cardiac failure should be advised not to take this product. (See CONTRAINDICATIONS.)

Patients should be advised that TIMOPTIC contains benzalkonium chloride which may be absorbed by soft contact lenses. Contact lenses should be removed prior to administration of the solution. Lenses may be reinserted 15 minutes following TIMOPTIC administration.

Drug Interactions

Although TIMOPTIC used alone has little or no effect on pupil size, mydriasis resulting from concomitant therapy with TIMOPTIC and epinephrine has been reported occasionally.

Beta-adrenergic blocking agents: Patients who are receiving a beta-adrenergic blocking agent orally and TIMOPTIC should be observed for potential additive effects of beta-blockade, both systemic and on intraocular pressure. The concomitant use of two topical beta-adrenergic blocking agents is not recommended.

Calcium antagonists: Caution should be used in the coadministration of beta-adrenergic blocking agents, such as TIMOPTIC, and oral or intravenous calcium antagonists because of possible atrioventricular conduction disturbances, left ventricular failure, and hypotension. In patients with impaired cardiac function, coadministration should be avoided.

Catecholamine-depleting drugs: Close observation of the patient is recommended when a beta blocker is administered to patients receiving catecholamine-depleting drugs such as reserpine, because of possible additive effects and the production of hypotension and/or marked bradycardia, which may result in vertigo, syncope, or postural hypotension.

Digitalis and calcium antagonists: The concomitant use of beta-adrenergic blocking agents with digitalis and calcium antagonists may have additive effects in prolonging atrioventricular conduction time.

Quinidine: Potentiated systemic beta-blockade (e.g., decreased heart rate) has been reported during combined treatment with quinidine and timolol, possibly because quinidine inhibits the metabolism of timolol via the P-450 enzyme, CYP2D6.

Clonidine: Oral beta-adrenergic blocking agents may exacerbate the rebound hypertension which can follow the withdrawal of clonidine. There have been no reports of exacerbation of rebound hypertension with ophthalmic timolol maleate.

Injectable epinephrine: (See PRECAUTIONS, *General, Anaphylaxis*)

Carcinogenesis, Mutagenesis, Impairment of Fertility

In a two-year study of timolol maleate administered orally to rats, there was a statistically significant increase in the incidence of adrenal pheochromocytomas in male rats administered 300 mg/kg/day (approximately 42,000 times the systemic exposure following the maximum recommended human ophthalmic dose). Similar differences were not observed in rats administered oral doses equivalent to approximately 14,000 times the maximum recommended human ophthalmic dose.

In a lifetime oral study in mice, there were statistically significant increases in the incidence of benign and malignant pulmonary tumors, benign uterine polyps and mammary adenocarcinomas in female mice at 500 mg/kg/day, (approximately 71,000 times the systemic exposure following the maximum recommended human ophthalmic dose), but not at 5 or 50 mg/kg/day (approximately 700 or 7,000, respectively, times the systemic exposure following the maximum recommended human ophthalmic dose). In a subsequent study in female mice, in which post-mortem examinations were limited to the uterus and the lungs, a statistically significant increase in the incidence of pulmonary tumors was again observed at 500 mg/kg/day.

The increased occurrence of mammary adenocarcinomas was associated with elevations in serum prolactin which occurred in female mice administered oral timolol at 500 mg/kg/day, but not at doses of 5 or 50 mg/kg/day. An increased incidence of mammary adenocarcinomas in rodents has been associated with administration of several other therapeutic agents that elevate serum prolactin, but no correlation between serum prolactin levels and mammary tumors has been established in humans. Furthermore, in adult human female subjects who received oral dosages of up to 60 mg of timolol maleate (the maximum recommended human oral dosage), there were no clinically meaningful changes in serum prolactin.

Timolol maleate was devoid of mutagenic potential when tested *in vivo* (mouse) in the micronucleus test and cytogenetic assay (doses up to 800 mg/kg) and *in vitro* in a neoplastic cell transformation assay (up to 100 mcg/mL). In Ames tests the highest concentrations of timolol employed, 5,000 or 10,000

TIMOPTIC® (timolol maleate ophthalmic solution)

9010842

mcg/plate, were associated with statistically significant elevations of revertants observed with tester strain TA100 (in seven replicate assays), but not in the remaining three strains. In the assays with tester strain TA100, no consistent dose response relationship was observed, and the ratio of test to control revertants did not reach 2. A ratio of 2 is usually considered the criterion for a positive Ames test.

Reproduction and fertility studies in rats demonstrated no adverse effect on male or female fertility at doses up to 21,000 times the systemic exposure following the maximum recommended human ophthalmic dose.

Pregnancy:

Teratogenic Effects — Pregnancy Category C. Teratogenicity studies with timolol in mice, rats, and rabbits at oral doses up to 50 mg/kg/day (7,000 times the systemic exposure following the maximum recommended human ophthalmic dose) demonstrated no evidence of fetal malformations. Although delayed fetal ossification was observed at this dose in rats, there were no adverse effects on postnatal development of offspring. Doses of 1000 mg/kg/day (142,000 times the systemic exposure following the maximum recommended human ophthalmic dose) were maternotoxic in mice and resulted in an increased number of fetal resorptions. Increased fetal resorptions were also seen in rabbits at doses of 14,000 times the systemic exposure following the maximum recommended human ophthalmic dose, in this case without apparent maternotoxicity.

There are no adequate and well-controlled studies in pregnant women. TIMOPTIC should be used during pregnancy only if the potential benefit justifies the potential risk to the fetus.

Nursing Mothers

Timolol maleate has been detected in human milk following oral and ophthalmic drug administration. Because of the potential for serious adverse reactions from TIMOPTIC in nursing infants, a decision should be made whether to discontinue nursing or to discontinue the drug, taking into account the importance of the drug to the mother.

Pediatric Use

Safety and effectiveness in pediatric patients have not been established.

Geriatric Use

No overall differences in safety or effectiveness have been observed between elderly and younger patients.

ADVERSE REACTIONS

The most frequently reported adverse experiences have been burning and stinging upon instillation (approximately one in eight patients).

The following additional adverse experiences have been reported less frequently with ocular administration of this or other timolol maleate formulations:

BODY AS A WHOLE

Headache, asthenia/fatigue, and chest pain.

CARDIOVASCULAR

Bradycardia, arrhythmia, hypotension, hypertension, syncope, heart block, cerebral vascular accident, cerebral ischemia, cardiac failure, worsening of angina pectoris, palpitation, cardiac arrest, pulmonary edema, edema, claudication, Raynaud's phenomenon, and cold hands and feet.

DIGESTIVE

Nausea, diarrhea, dyspepsia, anorexia, and dry mouth.

IMMUNOLOGIC

Systemic lupus erythematosus.

NERVOUS SYSTEM/PSYCHIATRIC

Dizziness, increase in signs and symptoms of myasthenia gravis, paresthesia, somnolence, insomnia, nightmares, behavioral changes and psychic disturbances including depression, confusion, hallucinations, anxiety, disorientation, nervousness, and memory loss.

SKIN

Alopecia and psoriasiform rash or exacerbation of psoriasis.

HYPERSENSITIVITY

TIMOPTIC® (timolol maleate ophthalmic solution)

9010842

Signs and symptoms of systemic allergic reactions, including angioedema, urticaria, and localized and generalized rash.

RESPIRATORY

Bronchospasm (predominantly in patients with pre-existing bronchospastic disease), respiratory failure, dyspnea, nasal congestion, cough and upper respiratory infections.

ENDOCRINE

Masked symptoms of hypoglycemia in diabetic patients (see WARNINGS).

SPECIAL SENSES

Signs and symptoms of ocular irritation including conjunctivitis, blepharitis, keratitis, ocular pain, discharge (e.g., crusting), foreign body sensation, itching and tearing, and dry eyes; ptosis; decreased corneal sensitivity; cystoid macular edema; visual disturbances including refractive changes and diplopia; pseudophthalmos; choroidal detachment following filtration surgery (see PRECAUTIONS, *General*); and tinnitus.

UROGENITAL

Retroperitoneal fibrosis, decreased libido, impotence, and Peyronie's disease.

The following additional adverse effects have been reported in clinical experience with ORAL timolol maleate or other ORAL beta-blocking agents and may be considered potential effects of ophthalmic timolol maleate: *Allergic*: Erythematous rash, fever combined with aching and sore throat, laryngospasm with respiratory distress; *Body as a Whole*: Extremity pain, decreased exercise tolerance, weight loss; *Cardiovascular*: Worsening of arterial insufficiency, vasodilatation; *Digestive*: Gastrointestinal pain, hepatomegaly, vomiting, mesenteric arterial thrombosis, ischemic colitis; *Hematologic*: Nonthrombocytopenic purpura; thrombocytopenic purpura, agranulocytosis; *Endocrine*: Hyperglycemia, hypoglycemia; *Skin*: Pruritus, skin irritation, increased pigmentation, sweating; *Musculoskeletal*: Arthralgia; *Nervous System/Psychiatric*: Vertigo, local weakness, diminished concentration, reversible mental depression progressing to catatonia, an acute reversible syndrome characterized by disorientation for time and place, emotional lability, slightly clouded sensorium, and decreased performance on neuropsychometrics; *Respiratory*: Rales, bronchial obstruction; *Urogenital*: Urination difficulties.

OVERDOSAGE

There have been reports of inadvertent overdosage with TIMOPTIC Ophthalmic Solution resulting in systemic effects similar to those seen with systemic beta-adrenergic blocking agents such as dizziness, headache, shortness of breath, bradycardia, bronchospasm, and cardiac arrest (see also ADVERSE REACTIONS).

Overdosage has been reported with Tablets BLOCADREN* (timolol maleate tablets). A 30 year old female ingested 650 mg of BLOCADREN (maximum recommended oral daily dose is 60 mg) and experienced second and third degree heart block. She recovered without treatment but approximately two months later developed irregular heartbeat, hypertension, dizziness, tinnitus, faintness, increased pulse rate, and borderline first degree heart block.

An *in vitro* hemodialysis study, using ¹⁴C timolol added to human plasma or whole blood, showed that timolol was readily dialyzed from these fluids; however, a study of patients with renal failure showed that timolol did not dialyze readily.

DOSAGE AND ADMINISTRATION

TIMOPTIC Ophthalmic Solution is available in concentrations of 0.25 and 0.5 percent. The usual starting dose is one drop of 0.25 percent TIMOPTIC in the affected eye(s) twice a day. If the clinical response is not adequate, the dosage may be changed to one drop of 0.5 percent solution in the affected eye(s) twice a day.

Since in some patients the pressure-lowering response to TIMOPTIC may require a few weeks to stabilize, evaluation should include a determination of intraocular pressure after approximately 4 weeks of treatment with TIMOPTIC.

If the intraocular pressure is maintained at satisfactory levels, the dosage schedule may be changed to one drop once a day in the affected eye(s). Because of diurnal variations in intraocular pressure,

TIMOPTIC® (timolol maleate ophthalmic solution)

9010842

satisfactory response to the once-a-day dose is best determined by measuring the intraocular pressure at different times during the day.

Dosages above one drop of 0.5 percent TIMOPTIC twice a day generally have not been shown to produce further reduction in intraocular pressure. If the patient's intraocular pressure is still not at a satisfactory level on this regimen, concomitant therapy with other agent(s) for lowering intraocular pressure can be instituted. The concomitant use of two topical beta-adrenergic blocking agents is not recommended. (See PRECAUTIONS, *Drug Interactions*, *Beta-adrenergic blocking agents*.)

HOW SUPPLIED

Sterile Ophthalmic Solution TIMOPTIC is a clear, colorless to light yellow solution.

No. 8895 — TIMOPTIC Ophthalmic Solution, 0.25% timolol equivalent, is supplied in an OCUMETER®* PLUS container, a white, opaque, plastic ophthalmic dispenser with a controlled drop tip as follows:

NDC 0006-8895-35, 5 mL

NDC 0006-8895-36, 10 mL

No. 8896 — TIMOPTIC Ophthalmic Solution, 0.5% timolol equivalent, is supplied in an OCUMETER® PLUS container, a white, opaque, plastic ophthalmic dispenser with a controlled drop tip as follows:

NDC 0006-8896-35, 5 mL

NDC 0006-8896-36, 10 mL

Storage

Store at room temperature, 15-30°C (59-86°F). Protect from freezing. Protect from light.

Manuf. for:
 **MERCK & CO., INC.**, West Point, PA 19486, USA

By: Laboratories Merck Sharp & Dohme-Chibret
63963 Clermont-Ferrand Cedex 9, France

Issued April 2000

XXXX-XX/XX XXXXXXXX

✂ -----

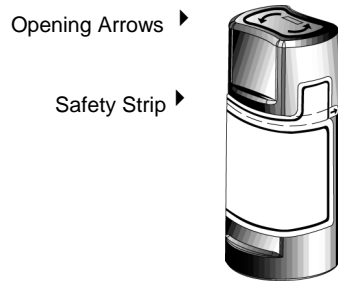
STERILE OPHTHALMIC SOLUTION
TIMOPTIC®
0.25% AND 0.5%
(TIMOLOL MALEATE
OPHTHALMIC SOLUTION)

XXXXXXXX

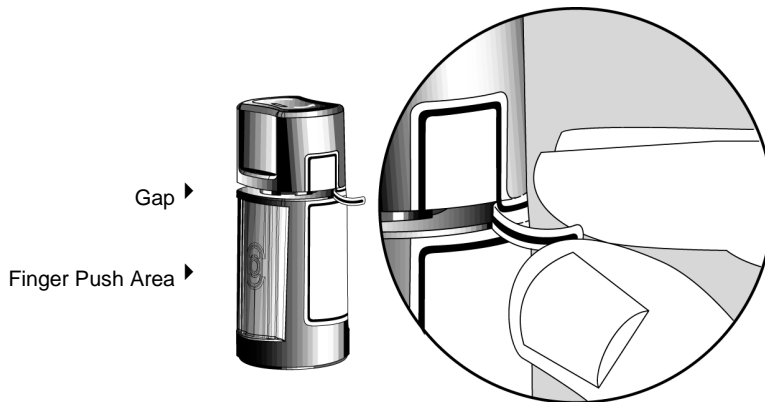
INSTRUCTIONS FOR USE

Please follow these instructions carefully when using TIMOPTIC*. Use TIMOPTIC as prescribed by your doctor.

1. If you use other topically applied ophthalmic medications, they should be administered at least 10 minutes before or after TIMOPTIC.
2. Wash hands before each use.
3. Before using the medication, be sure the Safety Strip on the front of the bottle is unbroken. A gap between the bottle and the cap is normal for an unopened bottle.



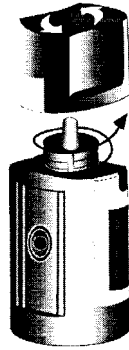
4. Tear off the Safety Strip to break the seal.



5. To open the bottle, unscrew the cap by turning as indicated by the arrows.

TIMOPTIC® (timolol maleate ophthalmic solution)

XXXXXXX



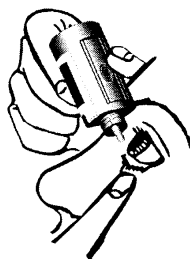
6. Tilt your head back and pull your lower eyelid down slightly to form a pocket between your eyelid and your eye.



7. Invert the bottle, grasping it with the thumb or index finger over the Finger Push Area as shown. Press lightly until a single drop is dispensed into the eye as directed by your doctor.

DO NOT TOUCH YOUR EYE OR EYELID WITH THE DROPPER TIP.

Ophthalmic medications, if handled improperly, can become contaminated by common bacteria known to cause eye infections. Serious damage to the eye and subsequent loss of vision may result from using contaminated ophthalmic medications. If you think your medication may be contaminated, or if you develop an eye infection, contact your doctor immediately concerning continued use of this bottle.



8. Repeat steps 6 & 7 with the other eye if instructed to do so by your doctor.
9. Replace the cap by turning until it is firmly touching the bottle.
10. The dispenser tip is designed to provide a pre-measured drop; therefore, do NOT enlarge the hole of the dispenser.

WARNING: Keep out of reach of children.
If you have any questions about the use of TIMOPTIC, please consult your doctor.

TIMOPTIC® (timolol maleate ophthalmic solution)

XXXXXXX

*Registered trademark of MERCK & CO., Inc.
COPYRIGHT © MERCK & CO., Inc., XXXX
All rights reserved

MERCK & CO., Inc.
West Point, PA 19486, USA

Issued XXXX XXXX

TIMOPTIC®
 (timolol maleate ophthalmic solution)
 STERILE OPHTHALMIC SOLUTION
 NDA #18-086



5 mL | No. 9996
TIMOPTIC®
 (TIMOLOL MALEATE)
 OPHTHALMIC SOLUTION
 (0.25% Timolol Equivalent
 (Timolol Maleate 3.4 mg/mL))

5688

**FOR TOPICAL APPLICATION
 IN THE EYE**

USUAL ADULT DOSAGE:
 1 drop in the eye once or twice
 daily. See accompanying circular.

Store at room temperature,
 15-30°C (59-86°F).
 Protect from freezing. Protect from light.

5 mL | No. 9996
 Minimum 30% Recycled
 Paperboard

8895

This product is sterile when
 manufactured, and should be
 dispensed in the original
 unopened container. Instruct
 patient on precautions to avoid
 contamination.

Each mL contains 3.4 mg timo-
 lol maleate equivalent to 2.5
 mg timolol inactive ingredients:
 Monobasic and dibasic sodium
 phosphate, sodium hydroxide
 (to adjust pH), and water for
 injection. Benzalkonium chlo-
 ride 0.01% added as preserva-
 tive.

Rx only

0006-8895-35



NDC 0006-8895-35
 15365-01-069-8518

PLUS

5 mL
OCUMETER®
 OPHTHALMIC DISPENSER

TIMOPTIC®
 (TIMOLOL MALEATE)
 OPHTHALMIC SOLUTION


0.25%

Timolol Equivalent
 (Timolol Maleate 3.4 mg/mL)

OPHTHON, Federal (USA)
 has professional dispensing
 and retail prescriptions.

Merck & Co., Inc.
 West Point, PA 19380, USA

0.25%



0006-8895-35

Mfg. for:

By: Laboratories Merck Sharp & Dohme-Chibret
 63963 Clermont-Ferrand Cedex 9, France
 Made in France

67473



TIMOPTIC®
(timolol maleate ophthalmic solution)
STERILE OPHTHALMIC SOLUTION
NDA #18-086



10 mL | No. 3966
TIMOPTIC®
(TIMOLOL MALEATE
OPHTHALMIC SOLUTION)
0.25% Timolol Enantiomer
(Timolol Maleate 3.4 mg/mL)

5688

0006-8895-36



MSC 0006-0266-10

10 mL
OCUMETER® PLUS
OPHTHALMIC DISPENSER
STERILE OPHTHALMIC SOLUTION

TIMOPTIC®
(TIMOLOL MALEATE
OPHTHALMIC SOLUTION)

0.25%
Timolol Enantiomer
(Timolol Maleate 3.4 mg/mL)

Rx only

Made by
MERCK & CO., INC.
West Point, PA 19380, USA

Mfg. for:

0.25%

67473

By: Laboratories Merck Sharp & Dohme-Chibret
63963 Clermont-Ferrand Cedex 9, France
Made in France



This product is sterile when manufactured, and should be dispensed in the original unopened container. Instruct patient on precautions to avoid contamination.

Each mL contains 3.4 mg timolol maleate equivalent to 2.5 mg timolol inactive ingredients: monobasic and dibasic sodium phosphate, sodium hydroxide (to adjust pH), and water for injection. Benzalkonium chloride 0.01% added as preservative.

**FOR TOPICAL APPLICATION
IN THE EYE**

USUAL ADULT DOSAGE:
1 drop in the eye once or twice daily. See accompanying circular.

Store at room temperature, 15-30°C (59-86°F).
Protect from freezing. Protect from light.

10 mL | No. 9895
9895E17

Minimum 30% Recycled
Paperboard

8895



0006-8895-36



9

0006-8895-36

2

TIMOPTIC®
(timolol maleate ophthalmic solution)
STERILE OPHTHALMIC SOLUTION
NDA #18-086



5 mL | No. 8896
TIMOPTIC®
(TIMOLOL MALEATE
OPHTHALMIC SOLUTION)
0.5% Timolol Maleate
(Timolol Maleate 0.5 mg/mL)

9688

**FOR TOPICAL APPLICATION
IN THE EYE**

USUAL ADULT DOSAGE:
1 drop in the eye once or twice
daily. See accompanying circular.

Store at room temperature,
15-30°C (59-86°F)
Protect from freezing. Protect from light.

5 mL | No. 8896
Minimum 30% Recycled
Paperboard

8896

This product is sterile when
manufactured, and should be
dispensed in the original
unopened container. Instruct
patient on precautions to avoid
contamination.

Each mL contains 0.5 mg
timolol maleate equivalent to
5 mg timolol. Inactive ingredients:
Monobasic and dibasic sodium
phosphate, sodium hydroxide
(to adjust pH), and water for
injection. Benzalkonium chloride
0.01% added as preservative.

0006-8896-35



1-800-833-6337
1-800-833-6337

5 mL
OCUMETER® PLUS
OPHTHALMIC DISPENSER
STERILE OPHTHALMIC SOLUTION

TIMOPTIC®
(TIMOLOL MALEATE
OPHTHALMIC SOLUTION)

0.5%

Timolol Equivalent
(Timolol Maleate 0.5 mg/mL)

Rx only

Merck & Co., Inc.
West Point, PA 19380, USA

0.5%

Mfg. for:

67473

10

By: Laboratories Merck Sharp & Dohme-Chibret
63963 Clermont-Ferrand Cedex 9, France
Made in France



TIMOPTIC®
(timolol maleate ophthalmic solution)
STERILE OPHTHALMIC SOLUTION
NDA #18-086



10 mL | No. 9867
TIMOPTIC®
(TIMOLOL MALEATE
OPHTHALMIC SOLUTION)
0.5% Timolol Equivalent
(Timolol Maleate 6.8 mg/mL)

9688

**FOR TOPICAL APPLICATION
IN THE EYE**

USUAL ADULT DOSAGE:
1 drop in the eye once or twice
daily. See accompanying circular.

Store at room temperature,
15-30°C (59-86°F).
Protect from freezing. Protect from light.

10 mL | No. 9867

Minimum 30% Recycled
Paperboard

8896

This product is sterile when
manufactured, and should be
dispensed in the original
unopened container. Instruct
patient on precautions to avoid
contamination.

Each mL contains 6.8 mg timolol maleate equivalent to 5 mg timolol. Inactive ingredients: monobasic and dibasic sodium phosphate, sodium hydroxide (to adjust pH), and water for injection. Benzalkonium chloride 0.01% added as preservative.

0006-8896-36



10 mL
OCUMETER®
OPHTHALMIC DISPENSER
STERILE OPHTHALMIC SOLUTION

TIMOPTIC®
(TIMOLOL MALEATE
OPHTHALMIC SOLUTION)

0.5%

Timolol Equivalent
(Timolol Maleate 6.8 mg/mL)

Rx only


Merck & Co., Inc.
West Point, PA 19380, USA

0.5%

Mfg. for:

67473

By: Laboratories Merck Sharp & Dohme-Chibret
63963 Clermont-Ferrand Cedex 9, France
Made in France



96-9688-9000



TIMOPTIC®
(timolol maleate ophthalmic solution)
STERILE OPHTHALMIC SOLUTION
NDA #18-086

PLUS

0006-8895-35

NDC 0006-8895-02

FOR THE USE OF
ADULTS AND CHILDREN
USING ADULT DOSAGE
FOR CHILDREN
See package insert for complete prescribing information. Each mL contains 0.25 mg of Timolol Maleate and 0.01 mg of Benzalkonium Chloride. Contains 5 mL of solution.

DESCRIPTION: Timolol maleate is a non-selective beta₁ and beta₂ adrenergic antagonist. It is a 5 mL, STERILE OPHTHALMIC SOLUTION.

TIMOPTIC®
(TIMOLOL MALEATE)
0.25% Timolol Equivalent
(Timolol Maleate 2.4 mg/mL)

Keep this and all other ophthalmics tightly closed. Store at 20° to 25°C (68° to 77°F). Excipients: 1% BAK, 0.01% EDTA. Protect from light.

Lot **Exp.**

Manufactured for
MERCK & CO., INC., USA
By: Laboratories MSD-Chibret France
Made in France

TIMOPTIC®
(timolol maleate ophthalmic solution)
STERILE OPHTHALMIC SOLUTION
NDA #18-086

0006-8895-36

USUAL ADULT DOSAGE:
Instill 1 drop in the eye once or
twice daily. See accompanying
IPG details.
Use topical Anesthetics in the eye
10-30% (Caution) Avoid use
10-30% (Caution) Avoid use
10-30% (Caution) Avoid use
10-30% (Caution) Avoid use

NDC-0008-2388-10
OCUMETER®
OPHTHALMIC DISPENSER
10 mL STERILE
OPHTHALMIC SOLUTION
TIMOPTIC®
(TIMOLOL MALEATE)
0.25% Timolol Equivalent
(Timolol Maleate 2.4 mg/mL)

Each mL contains timolol
maleate equivalent to 2.5 mg
timolol.
10 mL | No. 2988- 7400814-
Rx only

Lot
Exp.

8895

PLUS

Manuf. for
MERCK & CO., INC., USA
By: Laboratories MSD-Chibret France
Made in France

TIMOPTIC®
(timolol maleate ophthalmic solution)
STERILE OPHTHALMIC SOLUTION
NDA #18-086

Manuf. for
MERCK & CO., INC., USA
By: Laboratoires MSD-Chibret France
Made in France

0006-8896-36

USUAL ADULT DOSAGE:
1 drop in the eye once or twice
daily. See accompanying
package insert for complete
directions for use.

FOR OPHTHALMIC APPLICATIONS IN THE EYE
Only for use in the eye.
Do not use in contact with
the eye or other mucous
membranes.
Do not use if the solution
is cloudy or if the cap
is missing. Please refer to
the package insert for
complete directions for
use.

NDC 0006-8896-36

OCUMETER®
OPHTHALMIC EXPRESSION

10 mL STERILE
OPHTHALMIC SOLUTION
TIMOPTIC®
(TIMOLOL MALEATE)
0.5% Timolol Equivalent
(Timolol Maleate 0.5 mg/mL)

Each mL contains Timolol Maleate
equivalent to 5.0 mg. Net weight
10 mL / 100 mg. NDC 0006-8896-36

LOT
Exp.

Merck & Co., Inc.
West Point, PA 19380-4000
USA

PLUS

8896