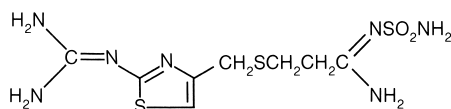


NDA 19-462/S-034
NDA 19-510/S-031
NDA 20-249/S-013
Page 3

PEPCID®
(FAMOTIDINE) TABLETS
PEPCID®
(FAMOTIDINE) FOR ORAL SUSPENSION

DESCRIPTION

The active ingredient in PEPCID® (famotidine) is a histamine H₂-receptor antagonist. Famotidine is *N*'-(aminosulfonyl)-3-[[[2-[(diaminomethylene)amino]-4-thiazolyl]methyl]thio]propanimidamide. The empirical formula of famotidine is C₈H₁₅N₇O₂S₃ and its molecular weight is 337.43. Its structural formula is:



Famotidine is a white to pale yellow crystalline compound that is freely soluble in glacial acetic acid, slightly soluble in methanol, very slightly soluble in water, and practically insoluble in ethanol.

Each tablet for oral administration contains either 20 mg or 40 mg of famotidine and the following inactive ingredients: hydroxypropyl cellulose, hypromellose, iron oxides, magnesium stearate, microcrystalline cellulose, corn starch, talc, titanium dioxide, and carnauba wax.

Each 5 mL of the oral suspension when prepared as directed contains 40 mg of famotidine and the following inactive ingredients: citric acid, flavors, microcrystalline cellulose and carboxymethylcellulose sodium, sucrose and xanthan gum. Added as preservatives are sodium benzoate 0.1%, sodium methylparaben 0.1%, and sodium propylparaben 0.02%.

CLINICAL PHARMACOLOGY IN ADULTS

GI Effects

PEPCID is a competitive inhibitor of histamine H₂-receptors. The primary clinically important pharmacologic activity of PEPCID is inhibition of gastric secretion. Both the acid concentration and volume of gastric secretion are suppressed by PEPCID, while changes in pepsin secretion are proportional to volume output.

In normal volunteers and hypersecretors, PEPCID inhibited basal and nocturnal gastric secretion, as well as secretion stimulated by food and pentagastrin. After oral administration, the onset of the antisecretory effect occurred within one hour; the maximum effect was dose-dependent, occurring within one to three hours. Duration of inhibition of secretion by doses of 20 and 40 mg was 10 to 12 hours.

Single evening oral doses of 20 and 40 mg inhibited basal and nocturnal acid secretion in all subjects; mean nocturnal gastric acid secretion was inhibited by 86% and 94%, respectively, for a period of at least 10 hours. The same doses given in the morning suppressed food-stimulated acid secretion in all subjects. The mean suppression was 76% and 84%, respectively, 3 to 5 hours after administration, and 25% and 30%, respectively, 8 to 10 hours after administration. In some subjects who received the 20-mg dose, however, the antisecretory effect was dissipated within 6-8 hours. There was no cumulative effect with repeated doses. The nocturnal intragastric pH was raised by evening doses of 20 and 40 mg of PEPCID to mean values of 5.0 and 6.4, respectively. When PEPCID was given after breakfast, the basal daytime interdigestive pH at 3 and 8 hours after 20 or 40 mg of PEPCID was raised to about 5.

PEPCID had little or no effect on fasting or postprandial serum gastrin levels. Gastric emptying and exocrine pancreatic function were not affected by PEPCID.

Other Effects

Systemic effects of PEPCID in the CNS, cardiovascular, respiratory or endocrine systems were not noted in clinical pharmacology studies. Also, no antiandrogenic effects were noted. (See ADVERSE REACTIONS.) Serum hormone levels, including prolactin, cortisol, thyroxine (T₄), and testosterone, were not altered after treatment with PEPCID.

NDA 19-462/S-034
NDA 19-510/S-031
NDA 20-249/S-013
Page 4

Pharmacokinetics

PEPCID is incompletely absorbed. The bioavailability of oral doses is 40-45%. PEPCID Tablets and PEPCID for Oral Suspension are bioequivalent. Bioavailability may be slightly increased by food, or slightly decreased by antacids; however, these effects are of no clinical consequence. PEPCID undergoes minimal first-pass metabolism. After oral doses, peak plasma levels occur in 1-3 hours. Plasma levels after multiple doses are similar to those after single doses. Fifteen to 20% of PEPCID in plasma is protein bound. PEPCID has an elimination half-life of 2.5-3.5 hours. PEPCID is eliminated by renal (65-70%) and metabolic (30-35%) routes. Renal clearance is 250-450 mL/min, indicating some tubular excretion. Twenty-five to 30% of an oral dose and 65-70% of an intravenous dose are recovered in the urine as unchanged compound. The only metabolite identified in man is the S-oxide.

There is a close relationship between creatinine clearance values and the elimination half-life of PEPCID. In patients with severe renal insufficiency, i.e., creatinine clearance less than 10 mL/min, the elimination half-life of PEPCID may exceed 20 hours and adjustment of dose or dosing intervals in moderate and severe renal insufficiency may be necessary (see PRECAUTIONS, DOSAGE AND ADMINISTRATION).

In elderly patients, there are no clinically significant age-related changes in the pharmacokinetics of PEPCID. However, in elderly patients with decreased renal function, the clearance of the drug may be decreased (see PRECAUTIONS, *Geriatric Use*).

Clinical Studies

Duodenal Ulcer

In a U.S. multicenter, double-blind study in outpatients with endoscopically confirmed duodenal ulcer, orally administered PEPCID was compared to placebo. As shown in Table 1, 70% of patients treated with PEPCID 40 mg h.s. were healed by week 4.

Table 1
Outpatients with Endoscopically
Confirmed Healed Duodenal Ulcers

	<u>PEPCID</u> 40 mg h.s. (N = 89)	<u>PEPCID</u> 20 mg b.i.d. (N = 84)	<u>Placebo</u> h.s. (N = 97)
Week 2	**32%	**38%	17%
Week 4	**70%	**67%	31%

**Statistically significantly different than placebo (p<0.001)

Patients not healed by week 4 were continued in the study. By week 8, 83% of patients treated with PEPCID had healed versus 45% of patients treated with placebo. The incidence of ulcer healing with PEPCID was significantly higher than with placebo at each time point based on proportion of endoscopically confirmed healed ulcers.

In this study, time to relief of daytime and nocturnal pain was significantly shorter for patients receiving PEPCID than for patients receiving placebo; patients receiving PEPCID also took less antacid than the patients receiving placebo.

Long-Term Maintenance

Treatment of Duodenal Ulcers

PEPCID, 20 mg p.o. h.s., was compared to placebo h.s. as maintenance therapy in two double-blind, multicenter studies of patients with endoscopically confirmed healed duodenal ulcers. In the U.S. study the observed ulcer incidence within 12 months in patients treated with placebo was 2.4 times greater than in the patients treated with PEPCID. The 89 patients treated with PEPCID had a cumulative observed ulcer incidence of 23.4% compared to an observed ulcer incidence of 56.6% in the 89 patients receiving placebo (p<0.01). These results were confirmed in an international study where the cumulative observed ulcer incidence within 12 months in the 307 patients treated with PEPCID was 35.7%, compared to an incidence of 75.5% in the 325 patients treated with placebo (p<0.01).

Gastric Ulcer

In both a U.S. and an international multicenter, double-blind study in patients with endoscopically confirmed active benign gastric ulcer, orally administered PEPCID, 40 mg h.s., was compared to placebo h.s. Antacids were permitted during the studies, but consumption was not significantly different between the PEPCID and placebo groups. As shown in Table 2, the incidence of ulcer healing (dropouts counted as unhealed) with PEPCID was statistically significantly better than placebo at weeks 6 and 8 in the U.S. study, and at weeks 4, 6 and 8 in the international study, based on the number of ulcers that healed, confirmed by endoscopy.

NDA 19-462/S-034
NDA 19-510/S-031
NDA 20-249/S-013
Page 5

Table 2
Patients with Endoscopically
Confirmed Healed Gastric Ulcers

	U.S. Study		International Study	
	PEPCID 40 mg h.s. (N=74)	Placebo h.s. (N=75)	PEPCID 40 mg h.s. (N=149)	Placebo h.s. (N=145)
Week 4	45%	39%	†47%	31%
Week 6	†66%	44%	†65%	46%
Week 8	***78%	64%	†80%	54%

***,† Statistically significantly better than placebo (p<0.05, p<0.01 respectively)

Time to complete relief of daytime and nighttime pain was statistically significantly shorter for patients receiving PEPCID than for patients receiving placebo; however, in neither study was there a statistically significant difference in the proportion of patients whose pain was relieved by the end of the study (week 8).
Gastroesophageal Reflux Disease (GERD)

Orally administered PEPCID was compared to placebo in a U.S. study that enrolled patients with symptoms of GERD and without endoscopic evidence of erosion or ulceration of the esophagus. PEPCID 20 mg b.i.d. was statistically significantly superior to 40 mg h.s. and to placebo in providing a successful symptomatic outcome, defined as moderate or excellent improvement of symptoms (Table 3).

Table 3
% Successful Symptomatic Outcome

	PEPCID 20 mg b.i.d. (N=154)	PEPCID 40 mg h.s. (N=149)	Placebo (N=73)
Week 6	82††	69	62

†† p<0.01 vs Placebo

By two weeks of treatment symptomatic success was observed in a greater percentage of patients taking PEPCID 20 mg b.i.d. compared to placebo (p<0.01).

Symptomatic improvement and healing of endoscopically verified erosion and ulceration were studied in two additional trials. Healing was defined as complete resolution of all erosions or ulcerations visible with endoscopy. The U.S. study comparing PEPCID 40 mg p.o. b.i.d. to placebo and PEPCID 20 mg p.o. b.i.d. showed a significantly greater percentage of healing for PEPCID 40 mg b.i.d. at weeks 6 and 12 (Table 4).

Table 4
% Endoscopic Healing - U.S. Study

	PEPCID 40 mg b.i.d. (N=127)	PEPCID 20 mg b.i.d. (N=125)	Placebo (N=66)
Week 6	48†††,‡‡	32	18
Week 12	69†††,‡	54†††	29

††† p<0.01 vs Placebo

‡ p<0.05 vs PEPCID 20 mg b.i.d.

‡‡ p<0.01 vs PEPCID 20 mg b.i.d.

As compared to placebo, patients who received PEPCID had faster relief of daytime and nighttime heartburn and a greater percentage of patients experienced complete relief of nighttime heartburn. These differences were statistically significant.

In the international study, when PEPCID 40 mg p.o. b.i.d. was compared to ranitidine 150 mg p.o. b.i.d., a statistically significantly greater percentage of healing was observed with PEPCID 40 mg b.i.d. at week 12 (Table 5). There was, however, no significant difference among treatments in symptom relief.

Table 5
% Endoscopic Healing - International Study

	PEPCID 40 mg b.i.d. (N=175)	PEPCID 20 mg b.i.d. (N=93)	Ranitidine 150 mg b.i.d. (N=172)
Week 6	48	52	42
Week 12	71‡‡‡	68	60

‡‡‡ p<0.05 vs Ranitidine 150 mg b.i.d.

NDA 19-462/S-034
NDA 19-510/S-031
NDA 20-249/S-013
Page 6

Pathological Hypersecretory Conditions (e.g., Zollinger-Ellison Syndrome, Multiple Endocrine Adenomas)

In studies of patients with pathological hypersecretory conditions such as Zollinger-Ellison Syndrome with or without multiple endocrine adenomas, PEPCID significantly inhibited gastric acid secretion and controlled associated symptoms. Orally administered doses from 20 to 160 mg q 6 h maintained basal acid secretion below 10 mEq/hr; initial doses were titrated to the individual patient need and subsequent adjustments were necessary with time in some patients. PEPCID was well tolerated at these high dose levels for prolonged periods (greater than 12 months) in eight patients, and there were no cases reported of gynecomastia, increased prolactin levels, or impotence which were considered to be due to the drug.

CLINICAL PHARMACOLOGY IN PEDIATRIC PATIENTS

Pharmacokinetics

Table 6 presents pharmacokinetic data from clinical trials and a published study in pediatric patients (<1 year of age; N=27) given famotidine I.V. 0.5 mg/kg and from published studies of small numbers of pediatric patients (1-15 years of age) given famotidine intravenously. Areas under the curve (AUCs) are normalized to a dose of 0.5 mg/kg I.V. for pediatric patients 1-15 years of age and compared with an extrapolated 40 mg intravenous dose in adults (extrapolation based on results obtained with a 20 mg I.V. adult dose).

Table 6
Pharmacokinetic Parameters^a of Intravenous Famotidine

Age (N=number of patients)	Area Under the Curve (AUC) (ng-hr/mL)	Total Clearance (Cl) (L/hr/kg)	Volume of Distribution (V _d) (L/kg)	Elimination Half-life (T _{1/2}) (hours)
0-1 month ^c (N=10)	NA	0.13 ± 0.06	1.4 ± 0.4	10.5 ± 5.4
0-3 months ^d (N=6)	2688 ± 847	0.21 ± 0.06	1.8 ± 0.3	8.1 ± 3.5
>3-12 months ^d (N=11)	1160 ± 474	0.49 ± 0.17	2.3 ± 0.7	4.5 ± 1.1
1-11 yrs (N=20)	1089 ± 834	0.54 ± 0.34	2.07 ± 1.49	3.38 ± 2.60
11-15 yrs (N=6)	1140 ± 320	0.48 ± 0.14	1.5 ± 0.4	2.3 ± 0.4
Adult (N=16)	1726 ^b	0.39 ± 0.14	1.3 ± 0.2	2.83 ± 0.99

^aValues are presented as means ± SD unless indicated otherwise.

^bMean value only.

^cSingle center study.

^dMulticenter study.

Plasma clearance is reduced and elimination half-life is prolonged in pediatric patients 0-3 months of age compared to older pediatric patients. The pharmacokinetic parameters for pediatric patients, ages >3 months-15 years, are comparable to those obtained for adults.

Bioavailability studies of 8 pediatric patients (11-15 years of age) showed a mean oral bioavailability of 0.5 compared to adult values of 0.42 to 0.49. Oral doses of 0.5 mg/kg achieved AUCs of 645 ± 249 ng-hr/mL and 580 ± 60 ng-hr/mL in pediatric patients <1 year of age (N=5) and in pediatric patients 11-15 years of age, respectively, compared to 482 ± 181 ng-hr/mL in adults treated with 40 mg orally.

Pharmacodynamics

Pharmacodynamics of famotidine were evaluated in 5 pediatric patients 2-13 years of age using the sigmoid E_{max} model. These data suggest that the relationship between serum concentration of famotidine and gastric acid suppression is similar to that observed in one study of adults (Table 7).

Table 7
Pharmacodynamics of famotidine using the sigmoid E_{max} model

	EC ₅₀ (ng/mL)*
Pediatric Patients	26 ± 13
Data from one study	
a) healthy adult subjects	26.5 ± 10.3
b) adult patients with upper GI bleeding	18.7 ± 10.8

*Serum concentration of famotidine associated with 50% maximum gastric acid reduction. Values are presented as means ± SD.

Five published studies (Table 8) examined the effect of famotidine on gastric pH and duration of acid suppression in pediatric patients. While each study had a different design, acid suppression data over time are summarized as follows:

NDA 19-462/S-034
NDA 19-510/S-031
NDA 20-249/S-013
Page 7

Table 8

<u>Dosage</u>	<u>Route</u>	<u>Effect</u> ^a	<u>Number of Patients</u> <u>(age range)</u>
0.5 mg/kg, single dose	I.V.	gastric pH >4 for 19.5 hours (17.3, 21.8) ^c	11 (5-19 days)
0.3 mg/kg, single dose	I.V.	gastric pH >3.5 for 8.7 ± 4.7 ^b hours	6 (2-7 years)
0.4-0.8 mg/kg	I.V.	gastric pH >4 for 6-9 hours	18 (2-69 months)
0.5 mg/kg, single dose	I.V.	a >2 pH unit increase above baseline in gastric pH for >8 hours	9 (2-13 years)
0.5 mg/kg b.i.d.	I.V.	gastric pH >5 for 13.5 ± 1.8 ^b hours	4 (6-15 years)
0.5 mg/kg b.i.d.	oral	gastric pH >5 for 5.0 ± 1.1 ^b hours	4 (11-15 years)

^aValues reported in published literature.

^bMeans ± SD.

^cMean (95% confidence interval).

The duration of effect of famotidine I.V. 0.5 mg/kg on gastric pH and acid suppression was shown in one study to be longer in pediatric patients <1 month of age than in older pediatric patients. This longer duration of gastric acid suppression is consistent with the decreased clearance in pediatric patients <3 months of age (see Table 6).

INDICATIONS AND USAGE

PEPCID is indicated in:

1. *Short-term treatment of active duodenal ulcer.* Most adult patients heal within 4 weeks; there is rarely reason to use PEPCID at full dosage for longer than 6 to 8 weeks. Studies have not assessed the safety of famotidine in uncomplicated active duodenal ulcer for periods of more than eight weeks.

2. *Maintenance therapy for duodenal ulcer patients at reduced dosage after healing of an active ulcer.* Controlled studies in adults have not extended beyond one year.

3. *Short-term treatment of active benign gastric ulcer.* Most adult patients heal within 6 weeks. Studies have not assessed the safety or efficacy of famotidine in uncomplicated active benign gastric ulcer for periods of more than 8 weeks.

4. *Short-term treatment of gastroesophageal reflux disease (GERD).* PEPCID is indicated for short-term treatment of patients with symptoms of GERD (see CLINICAL PHARMACOLOGY IN ADULTS, *Clinical Studies*).

PEPCID is also indicated for the short-term treatment of esophagitis due to GERD including erosive or ulcerative disease diagnosed by endoscopy (see CLINICAL PHARMACOLOGY IN ADULTS, *Clinical Studies*).

5. *Treatment of pathological hypersecretory conditions (e.g., Zollinger-Ellison Syndrome, multiple endocrine adenomas)* (see CLINICAL PHARMACOLOGY IN ADULTS, *Clinical Studies*).

CONTRAINDICATIONS

Hypersensitivity to any component of these products. Cross sensitivity in this class of compounds has been observed. Therefore, PEPCID should not be administered to patients with a history of hypersensitivity to other H₂-receptor antagonists.

PRECAUTIONS

General

Symptomatic response to therapy with PEPCID does not preclude the presence of gastric malignancy.

Patients with Moderate or Severe Renal Insufficiency

Since CNS adverse effects have been reported in patients with moderate and severe renal insufficiency, longer intervals between doses or lower doses may need to be used in patients with moderate (creatinine clearance <50 mL/min) or severe (creatinine clearance <10 mL/min) renal insufficiency to adjust for the longer elimination half-life of famotidine (see CLINICAL PHARMACOLOGY IN ADULTS and DOSAGE AND ADMINISTRATION).

Information for Patients

The patient should be instructed to shake the oral suspension vigorously for 5-10 seconds prior to each use. Unused constituted oral suspension should be discarded after 30 days.

Drug Interactions

No drug interactions have been identified. Studies with famotidine in man, in animal models, and *in vitro* have shown no significant interference with the disposition of compounds metabolized by the hepatic

NDA 19-462/S-034

NDA 19-510/S-031

NDA 20-249/S-013

Page 8

microsomal enzymes, e.g., cytochrome P450 system. Compounds tested in man include warfarin, theophylline, phenytoin, diazepam, aminopyrine and antipyrine. Indocyanine green as an index of hepatic drug extraction has been tested and no significant effects have been found.

Carcinogenesis, Mutagenesis, Impairment of Fertility

In a 106 week study in rats and a 92-week study in mice given oral doses of up to 2000 mg/kg/day (approximately 2500 times the recommended human dose for active duodenal ulcer), there was no evidence of carcinogenic potential for PEPCID.

Famotidine was negative in the microbial mutagen test (Ames test) using *Salmonella typhimurium* and *Escherichia coli* with or without rat liver enzyme activation at concentrations up to 10,000 mcg/plate. In *in vivo* studies in mice, with a micronucleus test and a chromosomal aberration test, no evidence of a mutagenic effect was observed.

In studies with rats given oral doses of up to 2000 mg/kg/day or intravenous doses of up to 200 mg/kg/day, fertility and reproductive performance were not affected.

Pregnancy

Pregnancy Category B

Reproductive studies have been performed in rats and rabbits at oral doses of up to 2000 and 500 mg/kg/day, respectively, and in both species at I.V. doses of up to 200 mg/kg/day, and have revealed no significant evidence of impaired fertility or harm to the fetus due to PEPCID. While no direct fetotoxic effects have been observed, sporadic abortions occurring only in mothers displaying marked decreased food intake were seen in some rabbits at oral doses of 200 mg/kg/day (250 times the usual human dose) or higher. There are, however, no adequate or well-controlled studies in pregnant women. Because animal reproductive studies are not always predictive of human response, this drug should be used during pregnancy only if clearly needed.

Nursing Mothers

Studies performed in lactating rats have shown that famotidine is secreted into breast milk. Transient growth depression was observed in young rats suckling from mothers treated with maternotoxic doses of at least 600 times the usual human dose. Famotidine is detectable in human milk. Because of the potential for serious adverse reactions in nursing infants from PEPCID, a decision should be made whether to discontinue nursing or discontinue the drug, taking into account the importance of the drug to the mother.

Pediatric Patients <1 year of age

Use of PEPCID in pediatric patients <1 year of age is supported by evidence from adequate and well-controlled studies of PEPCID in adults, and by the following studies in pediatric patients <1 year of age.

Two pharmacokinetic studies in pediatric patients <1 year of age (N=48) demonstrated that clearance of famotidine in patients >3 months to 1 year of age is similar to that seen in older pediatric patients (1-15 years of age) and adults. In contrast, pediatric patients 0-3 months of age had famotidine clearance values that were 2- to 4-fold less than those in older pediatric patients and adults. These studies also show that the mean bioavailability in pediatric patients <1 year of age after oral dosing is similar to older pediatric patients and adults. Pharmacodynamic data in pediatric patients 0-3 months of age suggest that the duration of acid suppression is longer compared with older pediatric patients, consistent with the longer famotidine half-life in pediatric patients 0-3 months of age. (See CLINICAL PHARMACOLOGY IN PEDIATRIC PATIENTS, *Pharmacokinetics and Pharmacodynamics*.)

In a double-blind, randomized, treatment-withdrawal study, 35 pediatric patients <1 year of age who were diagnosed as having gastroesophageal reflux disease were treated for up to 4 weeks with famotidine oral suspension (0.5 mg/kg/dose or 1 mg/kg/dose). Although an intravenous famotidine formulation was available, no patients were treated with intravenous famotidine in this study. Also, caregivers were instructed to provide conservative treatment including thickened feedings. Enrolled patients were diagnosed primarily by history of vomiting (spitting up) and irritability (fussiness). The famotidine dosing regimen was once daily for patients <3 months of age and twice daily for patients ≥3 months of age. After 4 weeks of treatment, patients were randomly withdrawn from the treatment and followed an additional 4 weeks for adverse events and symptomatology. Patients were evaluated for vomiting (spitting up), irritability (fussiness) and global assessments of improvement. The study patients ranged in age at entry from 1.3 to 10.5 months (mean 5.6 ± 2.9 months), 57% were female, 91% were white and 6% were black. Most patients (27/35) continued into the treatment-withdrawal phase of the study. Two patients discontinued famotidine due to adverse events. Most patients improved during the initial treatment phase of the study. Results of the treatment-withdrawal phase were difficult to interpret because of small numbers of patients. Of the 35 patients enrolled in the study, agitation was observed in 5 patients on famotidine that resolved when the medication was discontinued; agitation was not observed in patients on placebo (see ADVERSE REACTIONS, *Pediatric Patients*).

NDA 19-462/S-034
NDA 19-510/S-031
NDA 20-249/S-013
Page 9

These studies suggest that a starting dose of 0.5 mg/kg/dose of famotidine oral suspension may be of benefit for the treatment of GERD for up to 4 weeks once daily in patients <3 months of age and twice daily in patients 3 months to <1 year of age; the safety and benefit of famotidine treatment beyond 4 weeks have not been established. Famotidine should be considered for the treatment of GERD only if conservative measures (e.g., thickened feedings) are used concurrently and if the potential benefit outweighs the risk.

Pediatric Patients 1-16 years of age

Use of PEPCID in pediatric patients 1-16 years of age is supported by evidence from adequate and well-controlled studies of PEPCID in adults, and by the following studies in pediatric patients: In published studies in small numbers of pediatric patients 1-15 years of age, clearance of famotidine was similar to that seen in adults. In pediatric patients 11-15 years of age, oral doses of 0.5 mg/kg were associated with a mean area under the curve (AUC) similar to that seen in adults treated orally with 40 mg. Similarly, in pediatric patients 1-15 years of age, intravenous doses of 0.5 mg/kg were associated with a mean AUC similar to that seen in adults treated intravenously with 40 mg. Limited published studies also suggest that the relationship between serum concentration and acid suppression is similar in pediatric patients 1-15 years of age as compared with adults. These studies suggest a starting dose for pediatric patients 1-16 years of age as follows:

Peptic ulcer - 0.5 mg/kg/day p.o. at bedtime or divided b.i.d. up to 40 mg/day.

Gastroesophageal Reflux Disease with or without esophagitis including erosions and ulcerations - 1.0 mg/kg/day p.o. divided b.i.d. up to 40 mg b.i.d.

While published uncontrolled studies suggest effectiveness of famotidine in the treatment of gastroesophageal reflux disease and peptic ulcer, data in pediatric patients are insufficient to establish percent response with dose and duration of therapy. Therefore, treatment duration (initially based on adult duration recommendations) and dose should be individualized based on clinical response and/or pH determination (gastric or esophageal) and endoscopy. Published uncontrolled clinical studies in pediatric patients have employed doses up to 1 mg/kg/day for peptic ulcer and 2 mg/kg/day for GERD with or without esophagitis including erosions and ulcerations.

Geriatric Use

Of the 4,966 subjects in clinical studies who were treated with famotidine, 488 subjects (9.8%) were 65 and older, and 88 subjects (1.7%) were greater than 75 years of age. No overall differences in safety or effectiveness were observed between these subjects and younger subjects. However, greater sensitivity of some older individuals cannot be ruled out.

No dosage adjustment is required based on age (see CLINICAL PHARMACOLOGY IN ADULTS, *Pharmacokinetics*). This drug is known to be substantially excreted by the kidney, and the risk of toxic reactions to this drug may be greater in patients with impaired renal function. Because elderly patients are more likely to have decreased renal function, care should be taken in dose selection, and it may be useful to monitor renal function. Dosage adjustment in the case of moderate or severe renal impairment is necessary (see PRECAUTIONS, *Patients with Moderate or Severe Renal Insufficiency* and DOSAGE AND ADMINISTRATION, *Dosage Adjustment for Patients with Moderate or Severe Renal Insufficiency*).

ADVERSE REACTIONS

The adverse reactions listed below have been reported during domestic and international clinical trials in approximately 2500 patients. In those controlled clinical trials in which PEPCID Tablets were compared to placebo, the incidence of adverse experiences in the group which received PEPCID Tablets, 40 mg at bedtime, was similar to that in the placebo group.

The following adverse reactions have been reported to occur in more than 1% of patients on therapy with PEPCID in controlled clinical trials, and may be causally related to the drug: headache (4.7%), dizziness (1.3%), constipation (1.2%) and diarrhea (1.7%).

The following other adverse reactions have been reported infrequently in clinical trials or since the drug was marketed. The relationship to therapy with PEPCID has been unclear in many cases. Within each category the adverse reactions are listed in order of decreasing severity:

Body as a Whole: fever, asthenia, fatigue

Cardiovascular: arrhythmia, AV block, palpitation

Gastrointestinal: cholestatic jaundice, liver enzyme abnormalities, vomiting, nausea, abdominal discomfort, anorexia, dry mouth

Hematologic: rare cases of agranulocytosis, pancytopenia, leukopenia, thrombocytopenia

Hypersensitivity: anaphylaxis, angioedema, orbital or facial edema, urticaria, rash, conjunctival injection

NDA 19-462/S-034
NDA 19-510/S-031
NDA 20-249/S-013
Page 10

Musculoskeletal: musculoskeletal pain including muscle cramps, arthralgia

Nervous System/Psychiatric: grand mal seizure; psychic disturbances, which were reversible in cases for which follow-up was obtained, including hallucinations, confusion, agitation, depression, anxiety, decreased libido; paresthesia; insomnia; somnolence. Convulsions, in patients with impaired renal function, have been reported very rarely.

Respiratory: bronchospasm, interstitial pneumonia

Skin: toxic epidermal necrolysis/Stevens Johnson syndrome (very rare), alopecia, acne, pruritus, dry skin, flushing

Special Senses: tinnitus, taste disorder

Other: rare cases of impotence and rare cases of gynecomastia have been reported; however, in controlled clinical trials, the incidences were not greater than those seen with placebo.

The adverse reactions reported for PEPCID Tablets may also occur with PEPCID for Oral Suspension.

Pediatric Patients

In a clinical study in 35 pediatric patients <1 year of age with GERD symptoms [e.g., vomiting (spitting up), irritability (fussing)], agitation was observed in 5 patients on famotidine that resolved when the medication was discontinued.

OVERDOSAGE

The adverse reactions in overdose cases are similar to the adverse reactions encountered in normal clinical experience (see **ADVERSE REACTIONS**). Oral doses of up to 640 mg/day have been given to adult patients with pathological hypersecretory conditions with no serious adverse effects. In the event of overdose, treatment should be symptomatic and supportive. Unabsorbed material should be removed from the gastrointestinal tract, the patient should be monitored, and supportive therapy should be employed.

The oral LD₅₀ of famotidine in male and female rats and mice was greater than 3000 mg/kg and the minimum lethal acute oral dose in dogs exceeded 2000 mg/kg. Famotidine did not produce overt effects at high oral doses in mice, rats, cats and dogs, but induced significant anorexia and growth depression in rabbits starting with 200 mg/kg/day orally. The intravenous LD₅₀ of famotidine for mice and rats ranged from 254-563 mg/kg and the minimum lethal single I.V. dose in dogs was approximately 300 mg/kg. Signs of acute intoxication in I.V. treated dogs were emesis, restlessness, pallor of mucous membranes or redness of mouth and ears, hypotension, tachycardia and collapse.

DOSAGE AND ADMINISTRATION

Duodenal Ulcer

Acute Therapy: The recommended adult oral dosage for active duodenal ulcer is 40 mg once a day at bedtime. Most patients heal within 4 weeks; there is rarely reason to use PEPCID at full dosage for longer than 6 to 8 weeks. A regimen of 20 mg b.i.d. is also effective.

Maintenance Therapy: The recommended adult oral dose is 20 mg once a day at bedtime.

Benign Gastric Ulcer

Acute Therapy: The recommended adult oral dosage for active benign gastric ulcer is 40 mg once a day at bedtime.

Gastroesophageal Reflux Disease (GERD)

The recommended oral dosage for treatment of adult patients with symptoms of GERD is 20 mg b.i.d. for up to 6 weeks. The recommended oral dosage for the treatment of adult patients with esophagitis including erosions and ulcerations and accompanying symptoms due to GERD is 20 or 40 mg b.i.d. for up to 12 weeks (see CLINICAL PHARMACOLOGY IN ADULTS, *Clinical Studies*).

Dosage for Pediatric Patients <1 year of age Gastroesophageal Reflux Disease (GERD)

See PRECAUTIONS, *Pediatric Patients <1 year of age*.

The studies described in PRECAUTIONS, *Pediatric Patients <1 year of age* suggest the following starting doses in pediatric patients <1 year of age: *Gastroesophageal Reflux Disease (GERD)* - 0.5 mg/kg/dose of famotidine oral suspension for the treatment of GERD for up to 8 weeks once daily in patients <3 months of age and 0.5 mg/kg/dose twice daily in patients 3 months to <1 year of age. Patients should also be receiving conservative measures (e.g., thickened feedings). The use of intravenous famotidine in pediatric patients <1 year of age with GERD has not been adequately studied.

Dosage for Pediatric Patients 1-16 years of age

See PRECAUTIONS, *Pediatric Patients 1-16 years of age*.

NDA 19-462/S-034
NDA 19-510/S-031
NDA 20-249/S-013
Page 11

The studies described in PRECAUTIONS, *Pediatric Patients 1-16 years of age* suggest the following starting doses in pediatric patients 1-16 years of age:

Peptic ulcer - 0.5 mg/kg/day p.o. at bedtime or divided b.i.d. up to 40 mg/day.

Gastroesophageal Reflux Disease with or without esophagitis including erosions and ulcerations - 1.0 mg/kg/day p.o. divided b.i.d. up to 40 mg b.i.d.

While published uncontrolled studies suggest effectiveness of famotidine in the treatment of gastroesophageal reflux disease and peptic ulcer, data in pediatric patients are insufficient to establish percent response with dose and duration of therapy. Therefore, treatment duration (initially based on adult duration recommendations) and dose should be individualized based on clinical response and/or pH determination (gastric or esophageal) and endoscopy. Published uncontrolled clinical studies in pediatric patients 1-16 years of age have employed doses up to 1 mg/kg/day for peptic ulcer and 2 mg/kg/day for GERD with or without esophagitis including erosions and ulcerations.

Pathological Hypersecretory Conditions (e.g., Zollinger-Ellison Syndrome, Multiple Endocrine Adenomas)

The dosage of PEPCID in patients with pathological hypersecretory conditions varies with the individual patient. The recommended adult oral starting dose for pathological hypersecretory conditions is 20 mg q 6 h. In some patients, a higher starting dose may be required. Doses should be adjusted to individual patient needs and should continue as long as clinically indicated. Doses up to 160 mg q 6 h have been administered to some adult patients with severe Zollinger-Ellison Syndrome.

Oral Suspension

PEPCID for Oral Suspension may be substituted for PEPCID Tablets in any of the above indications. Each five mL contains 40 mg of famotidine after constitution of the powder with 46 mL of Purified Water as directed.

Directions for Preparing PEPCID for Oral Suspension

Prepare suspension at time of dispensing. Slowly add 46 mL of Purified Water. Shake vigorously for 5-10 seconds immediately after adding the water and immediately before use.

Stability of PEPCID for Oral Suspension

Unused constituted oral suspension should be discarded after 30 days.

Concomitant Use of Antacids

Antacids may be given concomitantly if needed.

Dosage Adjustment for Patients with Moderate or Severe Renal Insufficiency

In adult patients with moderate (creatinine clearance <50 mL/min) or severe (creatinine clearance <10 mL/min) renal insufficiency, the elimination half-life of PEPCID is increased. For patients with severe renal insufficiency, it may exceed 20 hours, reaching approximately 24 hours in anuric patients. Since CNS adverse effects have been reported in patients with moderate and severe renal insufficiency, to avoid excess accumulation of the drug in patients with moderate or severe renal insufficiency, the dose of PEPCID may be reduced to half the dose or the dosing interval may be prolonged to 36-48 hours as indicated by the patient's clinical response.

Based on the comparison of pharmacokinetic parameters for PEPCID in adults and pediatric patients, dosage adjustment in pediatric patients with moderate or severe renal insufficiency should be considered.

HOW SUPPLIED

No. 9786 — PEPCID Tablets, 20 mg, are beige colored, rounded square shaped, film-coated tablets coded MSD 963 on one side and plain on the other. They are supplied as follows:

NDC 0006-0963-31 unit of use bottles of 30

NDC 0006-0963-58 unit of use bottles of 100.

No. 9788 — PEPCID Tablets, 40 mg, are tan, rounded square shaped, film-coated tablets coded MSD 964 on one side and plain on the other. They are supplied as follows:

NDC 0006-0964-31 unit of use bottles of 30

NDC 0006-0964-58 unit of use bottles of 100.

No. 3538 — PEPCID for Oral Suspension is a white to off-white powder containing 400 mg of famotidine for constitution. When constituted as directed, PEPCID for Oral Suspension is a smooth, mobile, off-white, homogeneous suspension with a cherry-banana-mint flavor, containing 40 mg of famotidine per 5 mL.

NDC 0006-3538-92, bottles containing 400 mg famotidine.

Storage

Preserve in well-closed, light-resistant containers. Store at controlled room temperature.


NDA 19-462/S-034
NDA 19-510/S-031
NDA 20-249/S-013
Page 12

Store PEPCID for Oral Suspension dry powder and suspension at 25°C (77°F); excursions permitted to 15-30°C (59-86°F) [see USP Controlled Room Temperature]. Suspension: Protect from freezing. Discard unused suspension after 30 days.

PEPCID (famotidine) for Oral Suspension is manufactured by:

 **MERCK & CO., INC.**, Whitehouse Station, NJ 08889, USA

PEPCID (famotidine) Tablets 20 mg and Tablets 40 mg are manufactured for:

 **MERCK & CO., INC.**, Whitehouse Station, NJ 08889, USA

By:
MERCK SHARP & DOHME Pty., Ltd.
South Granville, NSW, Australia 2142.

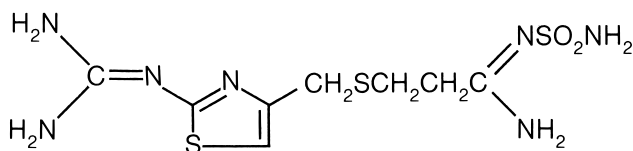
Issued October 2006
Printed in USA

NDA 19-462/S-034
NDA 19-510/S-031
NDA 20-249/S-013
Page 13

PEPCID®
(FAMOTIDINE) INJECTION PREMIXED
PEPCID®
(FAMOTIDINE) INJECTION

DESCRIPTION

The active ingredient in PEPCID* (famotidine) Injection Premixed and PEPCID (famotidine) Injection is a histamine H₂-receptor antagonist. Famotidine is *N*'-(aminosulfonyl)-3-[[[2-[(diaminomethylene)amino]-4-thiazolyl]methyl]thio]propanimidamide. The empirical formula of famotidine is C₈H₁₅N₇O₂S₃ and its molecular weight is 337.43. Its structural formula is:



Famotidine is a white to pale yellow crystalline compound that is freely soluble in glacial acetic acid, slightly soluble in methanol, very slightly soluble in water, and practically insoluble in ethanol.

PEPCID Injection Premixed is supplied as a sterile solution, for intravenous use only, in plastic single dose containers. Each 50 mL of the premixed, iso-osmotic intravenous injection contains 20 mg famotidine, USP, and the following inactive ingredients: L-aspartic acid 6.8 mg, sodium chloride, USP, 450 mg, and Water for Injection. The pH ranges from 5.7 to 6.4 and may have been adjusted with additional L-aspartic acid or with sodium hydroxide.

The plastic container is fabricated from a specially designed multilayer plastic (PL 2501). Solutions are in contact with the polyethylene layer of the container and can leach out certain chemical components of the plastic in very small amounts within the expiration period. The suitability and safety of the plastic have been confirmed in tests in animals according to the USP biological tests for plastic containers, as well as by tissue culture toxicity studies.

PEPCID (famotidine) Injection is supplied as a sterile concentrated solution for intravenous injection. Each mL of the solution contains 10 mg of famotidine and the following inactive ingredients: L-aspartic acid 4 mg, mannitol 20 mg, and Water for Injection q.s. 1 mL. The multidose injection also contains benzyl alcohol 0.9% added as preservative.

CLINICAL PHARMACOLOGY IN ADULTS

GI Effects

PEPCID is a competitive inhibitor of histamine H₂-receptors. The primary clinically important pharmacologic activity of PEPCID is inhibition of gastric secretion. Both the acid concentration and volume of gastric secretion are suppressed by PEPCID, while changes in pepsin secretion are proportional to volume output.

In normal volunteers and hypersecretors, PEPCID inhibited basal and nocturnal gastric secretion, as well as secretion stimulated by food and pentagastrin. After oral administration, the onset of the antisecretory effect occurred within one hour; the maximum effect was dose-dependent, occurring within one to three hours. Duration of inhibition of secretion by doses of 20 and 40 mg was 10 to 12 hours.

After intravenous administration, the maximum effect was achieved within 30 minutes. Single intravenous doses of 10 and 20 mg inhibited nocturnal secretion for a period of 10 to 12 hours. The 20 mg dose was associated with the longest duration of action in most subjects.

Single evening oral doses of 20 and 40 mg inhibited basal and nocturnal acid secretion in all subjects; mean nocturnal gastric acid secretion was inhibited by 86% and 94%, respectively, for a period of at least 10 hours. The same doses given in the morning suppressed food-stimulated acid secretion in all subjects. The mean suppression was 76% and 84%, respectively, 3 to 5 hours after administration, and 25% and 30%, respectively, 8 to 10 hours after administration. In some subjects who received the 20 mg dose, however, the antisecretory

* Registered trademark of MERCK & CO., Inc.
COPYRIGHT © 1993, 1995, 1996 MERCK & CO., Inc.
All rights reserved

NDA 19-462/S-034
NDA 19-510/S-031
NDA 20-249/S-013
Page 14

effect was dissipated within 6-8 hours. There was no cumulative effect with repeated doses. The nocturnal intragastric pH was raised by evening doses of 20 and 40 mg of PEPCID to mean values of 5.0 and 6.4, respectively. When PEPCID was given after breakfast, the basal daytime interdigestive pH at 3 and 8 hours after 20 or 40 mg of PEPCID was raised to about 5.

PEPCID had little or no effect on fasting or postprandial serum gastrin levels. Gastric emptying and exocrine pancreatic function were not affected by PEPCID.

Other Effects

Systemic effects of PEPCID in the CNS, cardiovascular, respiratory or endocrine systems were not noted in clinical pharmacology studies. Also, no antiandrogenic effects were noted. (See ADVERSE REACTIONS.) Serum hormone levels, including prolactin, cortisol, thyroxine (T₄), and testosterone, were not altered after treatment with PEPCID.

Pharmacokinetics

Orally administered PEPCID is incompletely absorbed and its bioavailability is 40-45%. PEPCID undergoes minimal first-pass metabolism. After oral doses, peak plasma levels occur in 1-3 hours. Plasma levels after multiple doses are similar to those after single doses. Fifteen to 20% of PEPCID in plasma is protein bound. PEPCID has an elimination half-life of 2.5-3.5 hours. PEPCID is eliminated by renal (65-70%) and metabolic (30-35%) routes. Renal clearance is 250-450 mL/min, indicating some tubular excretion. Twenty-five to 30% of an oral dose and 65-70% of an intravenous dose are recovered in the urine as unchanged compound. The only metabolite identified in man is the S-oxide.

There is a close relationship between creatinine clearance values and the elimination half-life of PEPCID. In patients with severe renal insufficiency, i.e., creatinine clearance less than 10 mL/min, the elimination half-life of PEPCID may exceed 20 hours and adjustment of dose or dosing intervals in moderate and severe renal insufficiency may be necessary (see PRECAUTIONS, DOSAGE AND ADMINISTRATION).

In elderly patients, there are no clinically significant age-related changes in the pharmacokinetics of PEPCID. However, in elderly patients with decreased renal function, the clearance of the drug may be decreased (see PRECAUTIONS, *Geriatric Use*).

Clinical Studies

The majority of clinical study experience involved oral administration of PEPCID Tablets, and is provided herein for reference.

Duodenal Ulcer

In a U.S. multicenter, double-blind study in outpatients with endoscopically confirmed duodenal ulcer, orally administered PEPCID was compared to placebo. As shown in Table 1, 70% of patients treated with PEPCID 40 mg h.s. were healed by week 4.

Table 1
Outpatients with Endoscopically
Confirmed Healed Duodenal Ulcers

	PEPCID 40 mg h.s. (N=89)	PEPCID 20 mg b.i.d. (N=84)	Placebo h.s. (N=97)
Week 2	**32%	**38%	17%
Week 4	**70%	**67%	31%

** Statistically significantly different than placebo (p<0.001)

Patients not healed by week 4 were continued in the study. By week 8, 83% of patients treated with PEPCID had healed versus 45% of patients treated with placebo. The incidence of ulcer healing with PEPCID was significantly higher than with placebo at each time point based on proportion of endoscopically confirmed healed ulcers.

In this study, time to relief of daytime and nocturnal pain was significantly shorter for patients receiving PEPCID than for patients receiving placebo; patients receiving PEPCID also took less antacid than the patients receiving placebo.

Long-Term Maintenance

Treatment of Duodenal Ulcers

PEPCID, 20 mg p.o. h.s. was compared to placebo h.s. as maintenance therapy in two double-blind, multicenter studies of patients with endoscopically confirmed healed duodenal ulcers. In the U.S. study the observed ulcer incidence within 12 months in patients treated with placebo was 2.4 times greater than in the patients treated with PEPCID. The 89 patients treated with PEPCID had a cumulative observed ulcer incidence of 23.4% compared to an observed ulcer incidence of 56.6% in the 89 patients receiving placebo (p<0.01).

NDA 19-462/S-034
NDA 19-510/S-031
NDA 20-249/S-013
Page 15

These results were confirmed in an international study where the cumulative observed ulcer incidence within 12 months in the 307 patients treated with PEPCID was 35.7%, compared to an incidence of 75.5% in the 325 patients treated with placebo (p<0.01).

Gastric Ulcer

In both a U.S. and an international multicenter, double-blind study in patients with endoscopically confirmed active benign gastric ulcer, orally administered PEPCID, 40 mg h.s., was compared to placebo h.s. Antacids were permitted during the studies, but consumption was not significantly different between the PEPCID and placebo groups. As shown in Table 2, the incidence of ulcer healing (dropouts counted as unhealed) with PEPCID was statistically significantly better than placebo at weeks 6 and 8 in the U.S. study, and at weeks 4, 6 and 8 in the international study, based on the number of ulcers that healed, confirmed by endoscopy.

Table 2
Patients with Endoscopically
Confirmed Healed Gastric Ulcers

	U.S. Study		International Study	
	PEPCID 40 mg h.s. (N=74)	Placebo h.s. (N=75)	PEPCID 40 mg h.s. (N=149)	Placebo h.s. (N=145)
Week 4	45%	39%	†47%	31%
Week 6	†66%	44%	†65%	46%
Week 8	***78%	64%	†80%	54%

***,† Statistically significantly better than placebo (p≤0.05, p≤0.01 respectively)

Time to complete relief of daytime and nighttime pain was statistically significantly shorter for patients receiving PEPCID than for patients receiving placebo; however, in neither study was there a statistically significant difference in the proportion of patients whose pain was relieved by the end of the study (week 8).

Gastroesophageal Reflux Disease (GERD)

Orally administered PEPCID was compared to placebo in a U.S. study that enrolled patients with symptoms of GERD and without endoscopic evidence of erosion or ulceration of the esophagus. PEPCID 20 mg b.i.d. was statistically significantly superior to 40 mg h.s. and to placebo in providing a successful symptomatic outcome, defined as moderate or excellent improvement of symptoms (Table 3).

Table 3
% Successful Symptomatic Outcome

	PEPCID 20 mg b.i.d. (N=154)	PEPCID 40 mg h.s. (N=149)	Placebo (N=73)
Week 6	82††	69	62

†† p≤0.01 vs Placebo

By two weeks of treatment, symptomatic success was observed in a greater percentage of patients taking PEPCID 20 mg b.i.d. compared to placebo (p≤0.01).

Symptomatic improvement and healing of endoscopically verified erosion and ulceration were studied in two additional trials. Healing was defined as complete resolution of all erosions or ulcerations visible with endoscopy. The U.S. study comparing PEPCID 40 mg p.o. b.i.d. to placebo and PEPCID 20 mg p.o. b.i.d., showed a significantly greater percentage of healing for PEPCID 40 mg b.i.d. at weeks 6 and 12 (Table 4).

Table 4
% Endoscopic Healing - U.S. Study

	PEPCID 40 mg b.i.d. (N=127)	PEPCID 20 mg b.i.d. (N=125)	Placebo (N=66)
Week 6	48†††,‡‡	32	18
Week 12	69†††,‡	54†††	29

††† p≤0.01 vs Placebo

‡ p≤0.05 vs PEPCID 20 mg b.i.d.

‡‡ p≤0.01 vs PEPCID 20 mg b.i.d.

As compared to placebo, patients who received PEPCID had faster relief of daytime and nighttime heartburn and a greater percentage of patients experienced complete relief of nighttime heartburn. These differences were statistically significant.

NDA 19-462/S-034
NDA 19-510/S-031
NDA 20-249/S-013
Page 16

In the international study, when PEPCID 40 mg p.o. b.i.d. was compared to ranitidine 150 mg p.o. b.i.d., a statistically significantly greater percentage of healing was observed with PEPCID 40 mg b.i.d. at week 12 (Table 5). There was, however, no significant difference among treatments in symptom relief.

Table 5
% Endoscopic Healing - International Study

	PEPCID 40 mg b.i.d. (N=175)	PEPCID 20 mg b.i.d. (N=93)	Ranitidine 150 mg b.i.d. (N=172)
Week 6	48	52	42
Week 12	71 ^{###}	68	60

^{###} p<0.05 vs Ranitidine 150 mg b.i.d.

Pathological Hypersecretory Conditions (e.g., Zollinger-Ellison Syndrome, Multiple Endocrine Adenomas)

In studies of patients with pathological hypersecretory conditions such as Zollinger-Ellison Syndrome with or without multiple endocrine adenomas, PEPCID significantly inhibited gastric acid secretion and controlled associated symptoms. Orally administered doses from 20 to 160 mg q 6 h maintained basal acid secretion below 10 mEq/hr; initial doses were titrated to the individual patient need and subsequent adjustments were necessary with time in some patients. PEPCID was well tolerated at these high dose levels for prolonged periods (greater than 12 months) in eight patients, and there were no cases reported of gynecomastia, increased prolactin levels, or impotence which were considered to be due to the drug.

CLINICAL PHARMACOLOGY IN PEDIATRIC PATIENTS

Pharmacokinetics

Table 6 presents pharmacokinetic data from clinical trials and a published study in pediatric patients (<1 year of age; N=27) given famotidine I.V. 0.5 mg/kg and from published studies of small numbers of pediatric patients (1-15 years of age) given famotidine intravenously. Areas under the curve (AUCs) are normalized to a dose of 0.5 mg/kg I.V. for pediatric patients 1-15 years of age and compared with an extrapolated 40 mg intravenous dose in adults (extrapolation based on results obtained with a 20 mg I.V. adult dose).

Table 6
Pharmacokinetic Parameters^a of Intravenous Famotidine

Age (N=number of patients)	Area Under the Curve (AUC) (ng-hr/mL)	Total Clearance (Cl) (L/hr/kg)	Volume of Distribution (V _d) (L/kg)	Elimination Half-life (T _{1/2}) (hours)
0-1 month ^C (N=10)	NA	0.13 ± 0.06	1.4 ± 0.4	10.5 ± 5.4
0-3 months ^d (N=6)	2688 ± 847	0.21 ± 0.06	1.8 ± 0.3	8.1 ± 3.5
>3-12 months ^d (N=11)	1160 ± 474	0.49 ± 0.17	2.3 ± 0.7	4.5 ± 1.1
1-11 yrs (N=20)	1089 ± 834	0.54 ± 0.34	2.07 ± 1.49	3.38 ± 2.60
11-15 yrs (N=6)	1140 ± 320	0.48 ± 0.14	1.5 ± 0.4	2.3 ± 0.4
Adult (N=16)	1726 ^b	0.39 ± 0.14	1.3 ± 0.2	2.83 ± 0.99

^aValues are presented as means ± SD unless indicated otherwise.

^bMean value only.

^cSingle center study.

^dMulticenter study.

Plasma clearance is reduced and elimination half-life is prolonged in pediatric patients 0-3 months of age compared to older pediatric patients. The pharmacokinetic parameters for pediatric patients, ages >3 months-15 years, are comparable to those obtained for adults.

Bioavailability studies of 8 pediatric patients (11-15 years of age) showed a mean oral bioavailability of 0.5 compared to adult values of 0.42 to 0.49. Oral doses of 0.5 mg/kg achieved AUCs of 645 ± 249 ng-hr/mL and 580 ± 60 ng-hr/mL in pediatric patients <1 year of age (N=5) and in pediatric patients 11-15 years of age, respectively, compared to 482 ± 181 ng-hr/mL in adults treated with 40 mg orally.

Pharmacodynamics

Pharmacodynamics of famotidine were evaluated in 5 pediatric patients 2-13 years of age using the sigmoid E_{max} model. These data suggest that the relationship between serum concentration of famotidine and gastric acid suppression is similar to that observed in one study of adults (Table 7).

NDA 19-462/S-034
NDA 19-510/S-031
NDA 20-249/S-013
Page 17

Table 7
Pharmacodynamics of famotidine using the sigmoid E_{max} model

	EC_{50} (ng/mL)*
Pediatric Patients	26 ± 13
Data from one study	
a) healthy adult subjects	26.5 ± 10.3
b) adult patients with upper GI bleeding	18.7 ± 10.8

*Serum concentration of famotidine associated with 50% maximum gastric acid reduction. Values are presented as means ± SD.

Five published studies (Table 8) examined the effect of famotidine on gastric pH and duration of acid suppression in pediatric patients. While each study had a different design, acid suppression data over time are summarized as follows:

Table 8

<u>Dosage</u>	<u>Route</u>	<u>Effect^a</u>	<u>Number of Patients (age range)</u>
0.5 mg/kg, single dose	I.V.	gastric pH >4 for 19.5 hours (17.3, 21.8) ^c	11 (5-19 days)
0.3 mg/kg, single dose	I.V.	gastric pH >3.5 for 8.7 ± 4.7 ^b hours	6 (2-7 years)
0.4-0.8 mg/kg	I.V.	gastric pH >4 for 6-9 hours	18 (2-69 months)
0.5 mg/kg, single dose	I.V.	a >2 pH unit increase above baseline in gastric pH for >8 hours	9 (2-13 years)
0.5 mg/kg b.i.d.	I.V.	gastric pH >5 for 13.5 ± 1.8 ^b hours	4 (6-15 years)
0.5 mg/kg b.i.d.	oral	gastric pH >5 for 5.0 ± 1.1 ^b hours	4 (11-15 years)

^aValues reported in published literature.

^bMeans ± SD.

^cMean (95% confidence interval).

The duration of effect of famotidine I.V. 0.5 mg/kg on gastric pH and acid suppression was shown in one study to be longer in pediatric patients <1 month of age than in older pediatric patients. This longer duration of gastric acid suppression is consistent with the decreased clearance in pediatric patients <3 months of age (see Table 6).

INDICATIONS AND USAGE

PEPCID Injection Premixed, supplied as a premixed solution in plastic containers (PL 2501 Plastic), and PEPCID Injection, supplied as a concentrated solution for intravenous injection, are intended for intravenous use only. PEPCID Injection Premixed and PEPCID Injection are indicated in some hospitalized patients with pathological hypersecretory conditions or intractable ulcers, or as an alternative to the oral dosage forms for short term use in patients who are unable to take oral medication for the following conditions:

1. *Short term treatment of active duodenal ulcer.* Most adult patients heal within 4 weeks; there is rarely reason to use PEPCID at full dosage for longer than 6 to 8 weeks. Studies have not assessed the safety of famotidine in uncomplicated active duodenal ulcer for periods of more than eight weeks.

2. *Maintenance therapy for duodenal ulcer patients at reduced dosage after healing of an active ulcer.* Controlled studies in adults have not extended beyond one year.

3. *Short term treatment of active benign gastric ulcer.* Most adult patients heal within 6 weeks. Studies have not assessed the safety or efficacy of famotidine in uncomplicated active benign gastric ulcer for periods of more than 8 weeks.

4. *Short term treatment of gastroesophageal reflux disease (GERD).* PEPCID is indicated for short term treatment of patients with symptoms of GERD (see CLINICAL PHARMACOLOGY IN ADULTS, *Clinical Studies*).

PEPCID is also indicated for the short term treatment of esophagitis due to GERD including erosive or ulcerative disease diagnosed by endoscopy (see CLINICAL PHARMACOLOGY IN ADULTS, *Clinical Studies*).

5. *Treatment of pathological hypersecretory conditions (e.g., Zollinger-Ellison Syndrome, multiple endocrine adenomas)* (see CLINICAL PHARMACOLOGY IN ADULTS, *Clinical Studies*).

CONTRAINDICATIONS

Hypersensitivity to any component of these products. Cross sensitivity in this class of compounds has been observed. Therefore, PEPCID should not be administered to patients with a history of hypersensitivity to other H₂-receptor antagonists.

NDA 19-462/S-034
NDA 19-510/S-031
NDA 20-249/S-013
Page 18

PRECAUTIONS

General

Symptomatic response to therapy with PEPCID does not preclude the presence of gastric malignancy.

Patients with Moderate or Severe Renal Insufficiency

Since CNS adverse effects have been reported in patients with moderate and severe renal insufficiency, longer intervals between doses or lower doses may need to be used in patients with moderate (creatinine clearance <50 mL/min) or severe (creatinine clearance <10 mL/min) renal insufficiency to adjust for the longer elimination half-life of famotidine (see CLINICAL PHARMACOLOGY IN ADULTS, DOSAGE AND ADMINISTRATION).

Drug Interactions

No drug interactions have been identified. Studies with famotidine in man, in animal models, and *in vitro* have shown no significant interference with the disposition of compounds metabolized by the hepatic microsomal enzymes, e.g., cytochrome P450 system. Compounds tested in man include warfarin, theophylline, phenytoin, diazepam, aminopyrine and antipyrine. Indocyanine green as an index of hepatic drug extraction has been tested and no significant effects have been found.

Carcinogenesis, Mutagenesis, Impairment of Fertility

In a 106 week study in rats and a 92 week study in mice given oral doses of up to 2000 mg/kg/day (approximately 2500 times the recommended human dose for active duodenal ulcer), there was no evidence of carcinogenic potential for PEPCID.

Famotidine was negative in the microbial mutagen test (Ames test) using *Salmonella typhimurium* and *Escherichia coli* with or without rat liver enzyme activation at concentrations up to 10,000 mcg/plate. In *in vivo* studies in mice, with a micronucleus test and a chromosomal aberration test, no evidence of a mutagenic effect was observed.

In studies with rats given oral doses of up to 2000 mg/kg/day or intravenous doses of up to 200 mg/kg/day, fertility and reproductive performance were not affected.

Pregnancy

Pregnancy Category B

Reproductive studies have been performed in rats and rabbits at oral doses of up to 2000 and 500 mg/kg/day, respectively, and in both species at I.V. doses of up to 200 mg/kg/day, and have revealed no significant evidence of impaired fertility or harm to the fetus due to PEPCID. While no direct fetotoxic effects have been observed, sporadic abortions occurring only in mothers displaying marked decreased food intake were seen in some rabbits at oral doses of 200 mg/kg/day (250 times the usual human dose) or higher. There are, however, no adequate or well-controlled studies in pregnant women. Because animal reproductive studies are not always predictive of human response, this drug should be used during pregnancy only if clearly needed.

Nursing Mothers

Studies performed in lactating rats have shown that famotidine is secreted into breast milk. Transient growth depression was observed in young rats suckling from mothers treated with maternotoxic doses of at least 600 times the usual human dose. Famotidine is detectable in human milk. Because of the potential for serious adverse reactions in nursing infants from PEPCID, a decision should be made whether to discontinue nursing or discontinue the drug, taking into account the importance of the drug to the mother.

Pediatric Patients <1 year of age

Use of PEPCID in pediatric patients <1 year of age is supported by evidence from adequate and well-controlled studies of PEPCID in adults, and by the following studies in pediatric patients <1 year of age.

Two pharmacokinetic studies in pediatric patients <1 year of age (N=48) demonstrated that clearance of famotidine in patients >3 months to 1 year of age is similar to that seen in older pediatric patients (1-15 years of age) and adults. In contrast, pediatric patients 0-3 months of age had famotidine clearance values that were 2- to 4-fold less than those in older pediatric patients and adults. These studies also show that the mean bioavailability in pediatric patients <1 year of age after oral dosing is similar to older pediatric patients and adults. Pharmacodynamic data in pediatric patients 0-3 months of age suggest that the duration of acid suppression is longer compared with older pediatric patients, consistent with the longer famotidine half-life in pediatric patients 0-3 months of age. (See CLINICAL PHARMACOLOGY IN PEDIATRIC PATIENTS, *Pharmacokinetics* and *Pharmacodynamics*.)

In a double-blind, randomized, treatment-withdrawal study, 35 pediatric patients <1 year of age who were diagnosed as having gastroesophageal reflux disease were treated for up to 4 weeks with famotidine oral suspension (0.5 mg/kg/dose or 1 mg/kg/dose). Although an intravenous famotidine formulation was available,

NDA 19-462/S-034

NDA 19-510/S-031

NDA 20-249/S-013

Page 19

no patients were treated with intravenous famotidine in this study. Also, caregivers were instructed to provide conservative treatment including thickened feedings. Enrolled patients were diagnosed primarily by history of vomiting (spitting up) and irritability (fussiness). The famotidine dosing regimen was once daily for patients <3 months of age and twice daily for patients ≥3 months of age. After 4 weeks of treatment, patients were randomly withdrawn from the treatment and followed an additional 4 weeks for adverse events and symptomatology. Patients were evaluated for vomiting (spitting up), irritability (fussiness) and global assessments of improvement. The study patients ranged in age at entry from 1.3 to 10.5 months (mean 5.6 ± 2.9 months), 57% were female, 91% were white and 6% were black. Most patients (27/35) continued into the treatment withdrawal phase of the study. Two patients discontinued famotidine due to adverse events. Most patients improved during the initial treatment phase of the study. Results of the treatment withdrawal phase were difficult to interpret because of small numbers of patients. Of the 35 patients enrolled in the study, agitation was observed in 5 patients on famotidine that resolved when the medication was discontinued; agitation was not observed in patients on placebo (see ADVERSE REACTIONS, *Pediatric Patients*).

These studies suggest that a starting dose of 0.5 mg/kg/dose of famotidine oral suspension may be of benefit for the treatment of GERD for up to 4 weeks once daily in patients <3 months of age and twice daily in patients 3 months to <1 year of age; the safety and benefit of famotidine treatment beyond 4 weeks have not been established. Famotidine should be considered for the treatment of GERD only if conservative measures (e.g., thickened feedings) are used concurrently and if the potential benefit outweighs the risk.

Pediatric Patients 1-16 years of age

Use of PEPCID in pediatric patients 1-16 years of age is supported by evidence from adequate and well-controlled studies of PEPCID in adults, and by the following studies in pediatric patients: In published studies in small numbers of pediatric patients 1-15 years of age, clearance of famotidine was similar to that seen in adults. In pediatric patients 11-15 years of age, oral doses of 0.5 mg/kg were associated with a mean area under the curve (AUC) similar to that seen in adults treated orally with 40 mg. Similarly, in pediatric patients 1-15 years of age, intravenous doses of 0.5 mg/kg were associated with a mean AUC similar to that seen in adults treated intravenously with 40 mg. Limited published studies also suggest that the relationship between serum concentration and acid suppression is similar in pediatric patients 1-15 years of age as compared with adults. These studies suggest that the starting dose for pediatric patients 1-16 years of age is 0.25 mg/kg intravenously (injected over a period of not less than two minutes or as a 15-minute infusion) q 12 h up to 40 mg/day.

While published uncontrolled clinical studies suggest effectiveness of famotidine in the treatment of peptic ulcer, data in pediatric patients are insufficient to establish percent response with dose and duration of therapy. Therefore, treatment duration (initially based on adult duration recommendations) and dose should be individualized based on clinical response and/or gastric pH determination and endoscopy. Published uncontrolled studies in pediatric patients have demonstrated gastric acid suppression with doses up to 0.5 mg/kg intravenously q 12 h.

Geriatric Use

Of the 4,966 subjects in clinical studies who were treated with famotidine, 488 subjects (9.8%) were 65 and older, and 88 subjects (1.7%) were greater than 75 years of age. No overall differences in safety or effectiveness were observed between these subjects and younger subjects. However, greater sensitivity of some older patients cannot be ruled out.

No dosage adjustment is required based on age (see CLINICAL PHARMACOLOGY IN ADULTS, *Pharmacokinetics*). This drug is known to be substantially excreted by the kidney, and the risk of toxic reactions to this drug may be greater in patients with impaired renal function. Because elderly patients are more likely to have decreased renal function, care should be taken in dose selection, and it may be useful to monitor renal function. Dosage adjustment in the case of moderate or severe renal impairment is necessary (see PRECAUTIONS, *Patients with Moderate or Severe Renal Insufficiency* and DOSAGE AND ADMINISTRATION, *Dosage Adjustment for Patients with Moderate or Severe Renal Insufficiency*).

ADVERSE REACTIONS

The adverse reactions listed below have been reported during domestic and international clinical trials in approximately 2500 patients. In those controlled clinical trials in which PEPCID Tablets were compared to placebo, the incidence of adverse experiences in the group which received PEPCID Tablets, 40 mg at bedtime, was similar to that in the placebo group.

NDA 19-462/S-034
NDA 19-510/S-031
NDA 20-249/S-013
Page 20

The following adverse reactions have been reported to occur in more than 1% of patients on therapy with PEPCID in controlled clinical trials, and may be causally related to the drug: headache (4.7%), dizziness (1.3%), constipation (1.2%) and diarrhea (1.7%).

The following other adverse reactions have been reported infrequently in clinical trials or since the drug was marketed. The relationship to therapy with PEPCID has been unclear in many cases. Within each category the adverse reactions are listed in order of decreasing severity:

Body as a Whole: fever, asthenia, fatigue

Cardiovascular: arrhythmia, AV block, palpitation

Gastrointestinal: cholestatic jaundice, liver enzyme abnormalities, vomiting, nausea, abdominal discomfort, anorexia, dry mouth

Hematologic: rare cases of agranulocytosis, pancytopenia, leukopenia, thrombocytopenia

Hypersensitivity: anaphylaxis, angioedema, orbital or facial edema, urticaria, rash, conjunctival injection

Musculoskeletal: musculoskeletal pain including muscle cramps, arthralgia

Nervous System/Psychiatric: grand mal seizure; psychic disturbances, which were reversible in cases for which follow-up was obtained, including hallucinations, confusion, agitation, depression, anxiety, decreased libido; paresthesia; insomnia; somnolence. Convulsions, in patients with impaired renal function, have been reported very rarely.

Respiratory: bronchospasm, interstitial pneumonia

Skin: toxic epidermal necrolysis/Stevens Johnson syndrome (very rare), alopecia, acne, pruritus, dry skin, flushing

Special Senses: tinnitus, taste disorder

Other: rare cases of impotence and rare cases of gynecomastia have been reported; however, in controlled clinical trials, the incidences were not greater than those seen with placebo.

The adverse reactions reported for PEPCID Tablets may also occur with PEPCID for Oral Suspension, PEPCID Injection Premixed or PEPCID Injection. In addition, transient irritation at the injection site has been observed with PEPCID Injection.

Pediatric Patients

In a clinical study in 35 pediatric patients <1 year of age with GERD symptoms [e.g., vomiting (spitting up), irritability (fussing)], agitation was observed in 5 patients on famotidine that resolved when the medication was discontinued.

OVERDOSAGE

The adverse reactions in overdose cases are similar to the adverse reactions encountered in normal clinical experience (see **ADVERSE REACTIONS**). Oral doses of up to 640 mg/day have been given to adult patients with pathological hypersecretory conditions with no serious adverse effects. In the event of overdose, treatment should be symptomatic and supportive. Unabsorbed material should be removed from the gastrointestinal tract, the patient should be monitored, and supportive therapy should be employed.

The intravenous LD₅₀ of famotidine for mice and rats ranged from 254-563 mg/kg and the minimum lethal single I.V. dose in dogs was approximately 300 mg/kg. Signs of acute intoxication in I.V. treated dogs were emesis, restlessness, pallor of mucous membranes or redness of mouth and ears, hypotension, tachycardia and collapse. The oral LD₅₀ of famotidine in male and female rats and mice was greater than 3000 mg/kg and the minimum lethal acute oral dose in dogs exceeded 2000 mg/kg. Famotidine did not produce overt effects at high oral doses in mice, rats, cats and dogs, but induced significant anorexia and growth depression in rabbits starting with 200 mg/kg/day orally.

DOSAGE AND ADMINISTRATION

In some hospitalized patients with pathological hypersecretory conditions or intractable ulcers, or in patients who are unable to take oral medication, PEPCID Injection Premixed or PEPCID Injection may be administered until oral therapy can be instituted.

The recommended dosage for PEPCID Injection Premixed and PEPCID Injection in adult patients is 20 mg intravenously q 12 h.

The doses and regimen for parenteral administration in patients with GERD have not been established.

Dosage for Pediatric Patients <1 year of age Gastroesophageal Reflux Disease (GERD)

See PRECAUTIONS, *Pediatric Patients <1 year of age*.

NDA 19-462/S-034
NDA 19-510/S-031
NDA 20-249/S-013
Page 21

The studies described in PRECAUTIONS, *Pediatric Patients <1 year of age* suggest the following starting doses in pediatric patients <1 year of age: *Gastroesophageal Reflux Disease (GERD)* - 0.5 mg/kg/dose of famotidine oral suspension for the treatment of GERD for up to 8 weeks once daily in patients <3 months of age and 0.5 mg/kg/dose twice daily in patients 3 months to <1 year of age. Patients should also be receiving conservative measures (e.g., thickened feedings). The use of intravenous famotidine in pediatric patients <1 year of age with GERD has not been adequately studied.

Dosage for Pediatric Patients 1-16 years of age

See PRECAUTIONS, *Pediatric Patients 1-16 years of age*.

The studies described in PRECAUTIONS, *Pediatric Patients 1-16 years of age* suggest that the starting dose in pediatric patients 1-16 years of age is 0.25 mg/kg intravenously (injected over a period of not less than two minutes or as a 15-minute infusion) q 12 h up to 40 mg/day.

While published uncontrolled clinical studies suggest effectiveness of famotidine in the treatment of peptic ulcer, data in pediatric patients are insufficient to establish percent response with dose and duration of therapy. Therefore, treatment duration (initially based on adult duration recommendations) and dose should be individualized based on clinical response and/or gastric pH determination and endoscopy. Published uncontrolled studies in pediatric patients 1-16 years of age have demonstrated gastric acid suppression with doses up to 0.5 mg/kg intravenously q 12 h.

Dosage Adjustments for Patients with Moderate or Severe Renal Insufficiency

In adult patients with moderate (creatinine clearance <50 mL/min) or severe (creatinine clearance <10 mL/min) renal insufficiency, the elimination half-life of PEPCID is increased. For patients with severe renal insufficiency, it may exceed 20 hours, reaching approximately 24 hours in anuric patients. Since CNS adverse effects have been reported in patients with moderate and severe renal insufficiency, to avoid excess accumulation of the drug in patients with moderate or severe renal insufficiency, the dose of PEPCID Injection Premixed or PEPCID Injection may be reduced to half the dose, or the dosing interval may be prolonged to 36-48 hours as indicated by the patient's clinical response.

Based on the comparison of pharmacokinetic parameters for PEPCID in adults and pediatric patients, dosage adjustment in pediatric patients with moderate or severe renal insufficiency should be considered.

Pathological Hypersecretory Conditions (e.g., Zollinger-Ellison Syndrome, Multiple Endocrine Adenomas)

The dosage of PEPCID in patients with pathological hypersecretory conditions varies with the individual patient. The recommended adult intravenous dose is 20 mg q 12 h. Doses should be adjusted to individual patient needs and should continue as long as clinically indicated. In some patients, a higher starting dose may be required. Oral doses up to 160 mg q 6 h have been administered to some adult patients with severe Zollinger-Ellison Syndrome.

PEPCID Injection Premixed

PEPCID Injection Premixed, supplied in Galaxy[§] containers (PL 2501 Plastic), is a 50 mL iso-osmotic solution premixed with 0.9% sodium chloride for administration as an infusion over a 15-30 minute period. *This premixed solution is for intravenous use only using sterile equipment.*

Directions for Use of Galaxy[®] Containers

Check the container for minute leaks prior to use by squeezing the bag firmly. If leaks are found, discard solution as sterility may be impaired. Do not add supplementary medication. Do not use unless solution is clear and seal is intact.

CAUTION: Do not use plastic containers in series connections. Such use could result in air embolism due to residual air being drawn from the primary container before administration of the fluid from the secondary container is complete.

Preparation for administration:

1. Suspend container from eyelet support.
2. Remove plastic protector from outlet port at bottom of container.
3. Attach administration set. Refer to complete directions accompanying set.

To prepare PEPCID intravenous solutions, aseptically dilute 2 mL of PEPCID Injection (solution containing 10 mg/mL) with 0.9% Sodium Chloride Injection or other compatible intravenous solution (see *Stability, PEPCID Injection*) to a total volume of either 5 mL or 10 mL and inject over a period of not less than 2 minutes.

To prepare PEPCID intravenous infusion solutions, aseptically dilute 2 mL of PEPCID Injection with 100 mL of 5% dextrose or other compatible solution (see *Stability, PEPCID Injection*), and infuse over a 15-30 minute period.

[§] Galaxy[®] is a registered trademark of Baxter International Inc.

NDA 19-462/S-034
NDA 19-510/S-031
NDA 20-249/S-013
Page 22

Concomitant Use of Antacids

Antacids may be given concomitantly if needed.

Stability

Parenteral drug products should be inspected visually for particulate matter and discoloration prior to administration whenever solution and container permit.

PEPCID Injection Premixed

PEPCID Injection Premixed, as supplied premixed in 0.9% sodium chloride in Galaxy® containers (PL 2501 Plastic), is stable through the labeled expiration date when stored under the recommended conditions. (See HOW SUPPLIED, *Storage*.)

PEPCID Injection

When added to or diluted with most commonly used intravenous solutions, e.g., Water for Injection, 0.9% Sodium Chloride Injection, 5% and 10% Dextrose Injection, or Lactated Ringer's Injection, diluted PEPCID Injection is physically and chemically stable (i.e., maintains at least 90% of initial potency) for 7 days at room temperature — see HOW SUPPLIED, *Storage*.

When added to or diluted with Sodium Bicarbonate Injection, 5%, PEPCID Injection at a concentration of 0.2 mg/mL (the recommended concentration of PEPCID intravenous infusion solutions) is physically and chemically stable (i.e., maintains at least 90% of initial potency) for 7 days at room temperature — see HOW SUPPLIED, *Storage*. However, a precipitate may form at higher concentrations of PEPCID Injection (>0.2 mg/mL) in Sodium Bicarbonate Injection, 5%.

HOW SUPPLIED

FOR INTRAVENOUS USE ONLY

No. 3537 — PEPCID Injection Premixed 20 mg per 50 mL is a clear, non-preserved, sterile solution premixed in a vehicle made iso-osmotic with Sodium Chloride, and is supplied as follows:

NDC 0006-3537-50, 50 mL single dose Galaxy® containers (PL 2501 Plastic).

No. 3539 — PEPCID Injection 10 mg per 1 mL, is a non-preserved, clear, colorless solution and is supplied as follows:

NDC 0006-3539-04, 10 x 2 mL single dose vials.

No. 3541 — PEPCID Injection 10 mg per 1 mL, is a clear, colorless solution and is supplied as follows:

NDC 0006-3541-14, 4 mL vials

NDC 0006-3541-20, 20 mL vials

NDC 0006-3541-49, 10 x 20 mL vials.

Storage

Store PEPCID Injection Premixed in Galaxy® containers (PL 2501 Plastic) at room temperature (25°C, 77°F). Exposure of the premixed product to excessive heat should be avoided. Brief exposure to temperatures up to 35°C (95°F) does not adversely affect the product.

Store PEPCID Injection at 2-8°C (36-46°F). If solution freezes, bring to room temperature; allow sufficient time to solubilize all the components.

Although diluted PEPCID Injection has been shown to be physically and chemically stable for 7 days at room temperature, there are no data on the maintenance of sterility after dilution. Therefore, it is recommended that if not used immediately after preparation, diluted solutions of PEPCID Injection should be refrigerated and used within 48 hours (see DOSAGE AND ADMINISTRATION).

PEPCID (famotidine) Injection Premixed is manufactured for:

 **MERCK & CO., INC.**, Whitehouse Station, NJ 08889, USA


By:

BAXTER HEALTHCARE CORPORATION

Deerfield, Illinois 60015 USA

PEPCID (famotidine) Injection is manufactured by:

NDA 19-462/S-034
NDA 19-510/S-031
NDA 20-249/S-013
Page 23

 **MERCK & CO., INC.**, Whitehouse Station, NJ 08889, USA

Issued October 2006
Printed in USA