

Drug Facts

Active ingredient (in each patch) Nicotine, 7 mg delivered over 24 hours	Purpose Stop smoking aid
--	------------------------------------

Use reduces withdrawal symptoms, including nicotine craving, associated with quitting smoking.

Warnings
If you are pregnant or breast-feeding, only use this medicine on the advice of your health care provider. Smoking can seriously harm your child. Try to stop smoking without using any nicotine replacement medicine. This medicine is believed to be safer than smoking. However, the risks to your child from this medicine are not fully known.

Ask a doctor before use if you have

- heart disease, recent heart attack, or irregular heartbeat. Nicotine can increase your heart rate.
- high blood pressure not controlled with medication. Nicotine can increase your blood pressure.
- an allergy to adhesive tape or have skin problems, because you are more likely to get rashes.

Ask a doctor or pharmacist before use if you are

- using a non-nicotine stop smoking drug
- taking a prescription medicine for depression or asthma. Your prescription dose may need to be adjusted.

When using this product

- do not smoke even when not wearing the patch. The nicotine in your skin will still be entering your bloodstream for several hours after you take off the patch.
- if you have vivid dreams or other sleep disturbances remove this patch at bedtime

Stop use and ask a doctor if

- skin redness caused by the patch does not go away after four days, or if your skin swells, or you get a rash
- irregular heartbeat or palpitations occur
- you get symptoms of nicotine overdose, such as nausea, vomiting, dizziness, weakness and rapid heartbeat

Keep out of reach of children and pets. Used patches have enough nicotine to poison children and pets. If swallowed, get medical help or contact a Poison Control Center right away. Save pouch to use for patch disposal. Dispose of the used patches by folding sticky ends together and putting in pouch.

Directions

- If you are under 18 years of age, ask a doctor before use
- before using this product, read the enclosed self-help guide for complete directions and other information
- begin using the patch on your quit day
- if you smoke more than 10 cigarettes per day, use the following schedule below:

Weeks 1 thru 4 STEP 1 use one 21 mg patch/day	Weeks 5 and 6 STEP 2 use one 14 mg patch/day	Weeks 7 and 8 STEP 3 use one 7 mg patch/day
---	--	---

- if you smoke 10 or less cigarettes per day, start with Step 2 for 6 weeks, then Step 3 for 2 weeks
- apply one new patch every 24 hours on skin that is dry, clean and hairless
- remove backing from patch and immediately press onto skin. Hold for 10 seconds.
- wash hands after applying or removing patch. Save pouch to use for patch disposal. Dispose of the used patches by folding sticky ends together and putting in pouch.
- the used patch should be removed and a new one applied to a different skin site at the same time each day
- if you have vivid dreams, you may remove the patch at bedtime and apply a new one in the morning
- do not wear more than one patch at a time
- do not cut patch in half or into smaller pieces
- do not leave patch on for more than 24 hours because it may irritate your skin and loses strength after 24 hours
- to avoid possible burns, remove patch before undergoing any MRI (magnetic resonance imaging) procedures
- it is important to complete treatment. If you feel you need to use the patch for a longer period to keep from smoking, talk to your health care provider.

Other information • store at 20-25°C (68-77°F)

Inactive ingredients acrylate adhesive, aluminumized polyester, cellulose paper, methacrylic acid copolymer

Comments or Questions? Call 1-800-585-9682 Weekdays (9am-8pm ET) or visit us at www.habitrol.com

See bottom panel for lot number and expiration date.

• Not for sale to persons under 18 years of age.
• Proof of age required.
• Not for sale in vending machines or from any source where proof of age cannot be verified.



46122859

Nicotine Transdermal System PATCH
7 mg delivered over 24 hours
STOP SMOKING AID



For your family's protection, patches are supplied in child-resistant pouches.
Do not use if individual pouch is open or torn.

See self-help guide inside.



TO INCREASE YOUR SUCCESS IN QUITTING:

1. You must be motivated to quit.
2. Use one patch daily according to directions.
3. It is important to complete treatment.
4. If you feel you need to use the patch for a longer period to keep from smoking, talk to your health care provider.
5. Use patch with a behavioral support program, such as the one described in the enclosed booklet.

NDC 0067-5124-07

HABITROL® TAKE CONTROL™



Nicotine Transdermal System PATCH
7 mg delivered over 24 hours
STOP SMOKING AID

7 mg



Includes:
Behavior Support Program with self-help guide

FOR USE AFTER COMPLETING STEP 2

7 PATCHES

Nicotine Transdermal System PATCH
7 mg delivered over 24 hours
STOP SMOKING AID



Distributed by:
Novartis Consumer Health, Inc.
Parsippany, NJ 07054-0622
©2014

46122859



3 0067-5124-07 1

Drug Facts

Active ingredient (in each patch) **Purpose**
Nicotine, 7 mg delivered over 24 hours..... Stop smoking aid

Use reduces withdrawal symptoms, including nicotine craving, associated with quitting smoking.

Warnings

If you are pregnant or breast-feeding, only use this medicine on the advice of your health care provider. Smoking can seriously harm your child. Try to stop smoking without using any nicotine replacement medicine. This medicine is believed to be safer than smoking. However, the risks to your child from this medicine are not fully known.

Ask a doctor before use if you have

- heart disease, recent heart attack, or irregular heartbeat. Nicotine can increase your heart rate.
- high blood pressure not controlled with medication. Nicotine can increase your blood pressure.
- an allergy to adhesive tape or have skin problems, because you are more likely to get rashes.

Ask a doctor or pharmacist before use if you are

- using a non-nicotine stop smoking drug
- taking a prescription medicine for depression or asthma. Your prescription dose may need to be adjusted.

When using this product

- do not smoke even when not wearing the patch. The nicotine in your skin will still be entering your bloodstream for several hours after you take off the patch.
- if you have vivid dreams or other sleep disturbances remove this patch at bedtime

Stop use and ask a doctor if

- skin redness caused by the patch does not go away after four days, or if your skin swells, or you get a rash
- irregular heartbeat or palpitations occur
- you get symptoms of nicotine overdose, such as nausea, vomiting, dizziness, weakness and rapid heartbeat

Keep out of reach of children and pets. Used patches have enough nicotine to poison children and pets. If swallowed, get medical help or contact a Poison Control Center right away. Save pouch to use for patch disposal. Dispose of the used patches by folding sticky ends together and putting in pouch.

Directions

- If you are under 18 years of age, ask a doctor before use
- before using this product, read the enclosed self-help guide for complete directions and other information
- begin using the patch on your quit day
- if you smoke more than 10 cigarettes per day, use the following schedule below:

Weeks 1 thru 4	Weeks 5 and 6	Weeks 7 and 8
STEP 1 use one 21 mg patch/day	STEP 2 use one 14 mg patch/day	STEP 3 use one 7 mg patch/day

- if you smoke 10 or less cigarettes per day, start with Step 2 for 6 weeks, then Step 3 for 2 weeks
- apply one new patch every 24 hours on skin that is dry, clean and hairless
- remove backing from patch and immediately press onto skin. Hold for 10 seconds.
- wash hands after applying or removing patch. Save pouch to use for patch disposal. Dispose of the used patches by folding sticky ends together and putting in pouch.
- the used patch should be removed and a new one applied to a different skin site at the same time each day
- if you have vivid dreams, you may remove the patch at bedtime and apply a new one in the morning
- do not wear more than one patch at a time
- do not cut patch in half or into smaller pieces
- do not leave patch on for more than 24 hours because it may irritate your skin and loses strength after 24 hours
- to avoid possible burns, remove patch before undergoing any MRI (magnetic resonance imaging) procedures
- it is important to complete treatment. If you feel you need to use the patch for a longer period to keep from smoking, talk to your health care provider.

Other information • store at 20-25°C (68-77°F)

Inactive ingredients acrylate adhesive, aluminumized polyester, cellulose paper, methacrylic acid copolymer

Comments or Questions? Call 1-800-585-9682 Weekdays (9am-8pm ET) or visit us at www.habitrol.com

See bottom panel for lot number and expiration date.

- Not for sale to persons under 18 years of age.
- Proof of age required.
- Not for sale in vending machines or from any source where proof of age cannot be verified.



46122934



TO INCREASE YOUR SUCCESS IN QUITTING:

1. You must be motivated to quit.
2. Use one patch daily according to directions.
3. It is important to complete treatment.
4. If you feel you need to use the patch for a longer period to keep from smoking, talk to your health care provider.
5. Use patch with a behavioral support program, such as the one described in the enclosed booklet.

NDC 0067-5124-14

HABITROL® TAKE CONTROL™



Nicotine Transdermal System PATCH
7 mg delivered over 24 hours
STOP SMOKING AID



Nicotine Transdermal System PATCH
7 mg delivered over 24 hours
STOP SMOKING AID

7 mg



Includes:
Behavior Support Program with self-help guide

FOR USE AFTER COMPLETING STEP 2

14 PATCHES

For your family's protection, patches are supplied in child-resistant pouches.
Do not use if individual pouch is open or torn.

See self-help guide inside.

Nicotine Transdermal System PATCH
7 mg delivered over 24 hours
STOP SMOKING AID



Distributed by:
Novartis Consumer Health, Inc.
Parsippany, NJ 07054-0622
©2014

46122934



3 0067-5124-14 9

Drug Facts

Active ingredient (in each patch) Nicotine, 14 mg delivered over 24 hours	Purpose Stop smoking aid
---	------------------------------------

Use reduces withdrawal symptoms, including nicotine craving, associated with quitting smoking.

Warnings
If you are pregnant or breast-feeding, only use this medicine on the advice of your health care provider. Smoking can seriously harm your child. Try to stop smoking without using any nicotine replacement medicine. This medicine is believed to be safer than smoking. However, the risks to your child from this medicine are not fully known.

Ask a doctor before use if you have

- heart disease, recent heart attack, or irregular heartbeat. Nicotine can increase your heart rate.
- high blood pressure not controlled with medication. Nicotine can increase your blood pressure.
- an allergy to adhesive tape or have skin problems, because you are more likely to get rashes.

Ask a doctor or pharmacist before use if you are

- using a non-nicotine stop smoking drug
- taking a prescription medicine for depression or asthma. Your prescription dose may need to be adjusted.

When using this product

- do not smoke even when not wearing the patch. The nicotine in your skin will still be entering your bloodstream for several hours after you take off the patch.
- if you have vivid dreams or other sleep disturbances remove this patch at bedtime

Stop use and ask a doctor if

- skin redness caused by the patch does not go away after four days, or if your skin swells, or you get a rash
- irregular heartbeat or palpitations occur
- you get symptoms of nicotine overdose, such as nausea, vomiting, dizziness, weakness and rapid heartbeat

Keep out of reach of children and pets. Used patches have enough nicotine to poison children and pets. If swallowed, get medical help or contact a Poison Control Center right away. Save pouch to use for patch disposal. Dispose of the used patches by folding sticky ends together and putting in pouch.

Directions

- If you are under 18 years of age, ask a doctor before use
- before using this product, read the enclosed self-help guide for complete directions and other information
- begin using the patch on your quit day
- if you smoke more than 10 cigarettes per day, use the following schedule below:

Weeks 1 thru 4	Weeks 5 and 6	Weeks 7 and 8
STEP 1 use one 21 mg patch/day	STEP 2 use one 14 mg patch/day	STEP 3 use one 7 mg patch/day

- if you smoke 10 or less cigarettes per day, start with Step 2 for 6 weeks, then Step 3 for 2 weeks
- apply one new patch every 24 hours on skin that is dry, clean and hairless
- remove backing from patch and immediately press onto skin. Hold for 10 seconds.
- wash hands after applying or removing patch. Save pouch to use for patch disposal. Dispose of the used patches by folding sticky ends together and putting in pouch.
- the used patch should be removed and a new one applied to a different skin site at the same time each day
- if you have vivid dreams, you may remove the patch at bedtime and apply a new one in the morning
- do not wear more than one patch at a time
- do not cut patch in half or into smaller pieces
- do not leave patch on for more than 24 hours because it may irritate your skin and loses strength after 24 hours
- to avoid possible burns, remove patch before undergoing any MRI (magnetic resonance imaging) procedures
- it is important to complete treatment. If you feel you need to use the patch for a longer period to keep from smoking, talk to your health care provider.

Other information • store at 20-25°C (68-77°F)

Inactive ingredients acrylate adhesive, aluminumized polyester, cellulose paper, methacrylic acid copolymer

Comments or Questions? Call 1-800-585-9682 Weekdays (9am-8pm ET) or visit us at www.habitrol.com

See bottom panel for lot number and expiration date.

• Not for sale to persons under 18 years of age.
• Proof of age required.
• Not for sale in vending machines or from any source where proof of age cannot be verified.



46122568



TO INCREASE YOUR SUCCESS IN QUITTING:

1. You must be motivated to quit.
2. Use one patch daily according to directions.
3. It is important to complete treatment.
4. If you feel you need to use the patch for a longer period to keep from smoking, talk to your health care provider.
5. Use patch with a behavioral support program, such as the one described in the enclosed booklet.

NDC 0067-5125-07

HABITROL® TAKE CONTROL™



Nicotine Transdermal System PATCH 14 mg delivered over 24 hours STOP SMOKING AID



Nicotine Transdermal System PATCH 14 mg delivered over 24 hours STOP SMOKING AID

14 mg



Includes:
Behavior Support Program with self-help guide

IF YOU SMOKE **MORE** THAN 10 CIGARETTES PER DAY: USE AFTER COMPLETING STEP 1

IF YOU SMOKE 10 OR **LESS** CIGARETTES PER DAY: START WITH STEP 2

7 PATCHES

Nicotine Transdermal System PATCH 14 mg delivered over 24 hours STOP SMOKING AID



Distributed by:
Novartis Consumer Health, Inc.
Parsippany, NJ 07054-0622
©2014

46122568



3 0067-5125-07 8

Drug Facts

Active ingredient (in each patch) **Purpose**
Nicotine, 14 mg delivered over 24 hours Stop smoking aid

Use reduces withdrawal symptoms, including nicotine craving, associated with quitting smoking.

Warnings

If you are pregnant or breast-feeding, only use this medicine on the advice of your health care provider. Smoking can seriously harm your child. Try to stop smoking without using any nicotine replacement medicine. This medicine is believed to be safer than smoking. However, the risks to your child from this medicine are not fully known.

Ask a doctor before use if you have

- heart disease, recent heart attack, or irregular heartbeat. Nicotine can increase your heart rate.
- high blood pressure not controlled with medication. Nicotine can increase your blood pressure.
- an allergy to adhesive tape or have skin problems, because you are more likely to get rashes.

Ask a doctor or pharmacist before use if you are

- using a non-nicotine stop smoking drug
- taking a prescription medicine for depression or asthma. Your prescription dose may need to be adjusted.

When using this product

- do not smoke even when not wearing the patch. The nicotine in your skin will still be entering your bloodstream for several hours after you take off the patch.
- if you have vivid dreams or other sleep disturbances remove this patch at bedtime

Stop use and ask a doctor if

- skin redness caused by the patch does not go away after four days, or if your skin swells, or you get a rash
- irregular heartbeat or palpitations occur
- you get symptoms of nicotine overdose, such as nausea, vomiting, dizziness, weakness and rapid heartbeat

Keep out of reach of children and pets. Used patches have enough nicotine to poison children and pets. If swallowed, get medical help or contact a Poison Control Center right away. Save pouch to use for patch disposal. Dispose of the used patches by folding sticky ends together and putting in pouch.

Directions

- If you are under 18 years of age, ask a doctor before use
- before using this product, read the enclosed self-help guide for complete directions and other information
- begin using the patch on your quit day
- if you smoke more than 10 cigarettes per day, use the following schedule below:

Weeks 1 thru 4	Weeks 5 and 6	Weeks 7 and 8
STEP 1 use one 21 mg patch/day	STEP 2 use one 14 mg patch/day	STEP 3 use one 7 mg patch/day

- if you smoke 10 or less cigarettes per day, start with Step 2 for 6 weeks, then Step 3 for 2 weeks
- apply one new patch every 24 hours on skin that is dry, clean and hairless
- remove backing from patch and immediately press onto skin. Hold for 10 seconds.
- wash hands after applying or removing patch. Save pouch to use for patch disposal. Dispose of the used patches by folding sticky ends together and putting in pouch.
- the used patch should be removed and a new one applied to a different skin site at the same time each day
- if you have vivid dreams, you may remove the patch at bedtime and apply a new one in the morning
- do not wear more than one patch at a time
- do not cut patch in half or into smaller pieces
- do not leave patch on for more than 24 hours because it may irritate your skin and loses strength after 24 hours
- to avoid possible burns, remove patch before undergoing any MRI (magnetic resonance imaging) procedures
- it is important to complete treatment. If you feel you need to use the patch for a longer period to keep from smoking, talk to your health care provider.

Other information • store at 20-25°C (68-77°F)

Inactive ingredients acrylate adhesive, aluminumized polyester, cellulose paper, methacrylic acid copolymer

Comments or Questions? Call 1-800-585-9682 Weekdays (9am-8pm ET) or visit us at www.habitrol.com

See bottom panel for lot number and expiration date.

- Not for sale to persons under 18 years of age.
- Proof of age required.
- Not for sale in vending machines or from any source where proof of age cannot be verified.



46122567



TO INCREASE YOUR SUCCESS IN QUITTING:

- You must be motivated to quit.
- Use one patch daily according to directions.
- It is important to complete treatment.
- If you feel you need to use the patch for a longer period to keep from smoking, talk to your health care provider.
- Use patch with a behavioral support program, such as the one described in the enclosed booklet.

NDC 0067-5125-14

HABITROL® TAKE CONTROL™



Nicotine Transdermal System
PATCH 14 mg delivered over 24 hours
STOP SMOKING AID

14 mg

Includes:
Behavior Support Program with self-help guide



14
PATCHES

IF YOU SMOKE **MORE** THAN 10 CIGARETTES PER DAY: USE AFTER COMPLETING STEP 1

IF YOU SMOKE 10 OR **LESS** CIGARETTES PER DAY: START WITH STEP 2

Nicotine Transdermal System
PATCH
14 mg delivered over 24 hours
STOP SMOKING AID



For your family's protection, patches are supplied in child-resistant pouches.
Do not use if individual pouch is open or torn.

See self-help guide inside.

Nicotine Transdermal System
PATCH
14 mg delivered over 24 hours
STOP SMOKING AID



Distributed by:
Novartis Consumer Health, Inc.
Parsippany, NJ 07054-0622
©2014

46122567



3 0067-5125-14 6

Drug Facts

Active ingredient (in each patch) **Purpose**
Nicotine, 21 mg delivered over 24 hours Stop smoking aid

Use reduces withdrawal symptoms, including nicotine craving, associated with quitting smoking.

Warnings

If you are pregnant or breast-feeding, only use this medicine on the advice of your health care provider. Smoking can seriously harm your child. Try to stop smoking without using any nicotine replacement medicine. This medicine is believed to be safer than smoking. However, the risks to your child from this medicine are not fully known.

Ask a doctor before use if you have

- heart disease, recent heart attack, or irregular heartbeat. Nicotine can increase your heart rate.
- high blood pressure not controlled with medication. Nicotine can increase your blood pressure.
- an allergy to adhesive tape or have skin problems, because you are more likely to get rashes.

Ask a doctor or pharmacist before use if you are

- using a non-nicotine stop smoking drug
- taking a prescription medicine for depression or asthma. Your prescription dose may need to be adjusted.

When using this product

- do not smoke even when not wearing the patch. The nicotine in your skin will still be entering your bloodstream for several hours after you take off the patch.
- if you have vivid dreams or other sleep disturbances remove this patch at bedtime

Stop use and ask a doctor if

- skin redness caused by the patch does not go away after four days, or if your skin swells, or you get a rash
- irregular heartbeat or palpitations occur
- you get symptoms of nicotine overdose, such as nausea, vomiting, dizziness, weakness and rapid heartbeat

Keep out of reach of children and pets. Used patches have enough nicotine to poison children and pets. If swallowed, get medical help or contact a Poison Control Center right away. Save pouch to use for patch disposal. Dispose of the used patches by folding sticky ends together and putting in pouch.

Directions

- if you are under 18 years of age, ask a doctor before use
- before using this product, read the enclosed self-help guide for complete directions and other information
- begin using the patch on your quit day
- if you smoke more than 10 cigarettes per day, use the following schedule below:

Weeks 1 thru 4	Weeks 5 and 6	Weeks 7 and 8
STEP 1 use one 21 mg patch/day	STEP 2 use one 14 mg patch/day	STEP 3 use one 7 mg patch/day

- if you smoke 10 or less cigarettes per day, start with Step 2 for 6 weeks, then Step 3 for 2 weeks
- apply one new patch every 24 hours on skin that is dry, clean and hairless
- remove backing from patch and immediately press onto skin. Hold for 10 seconds.
- wash hands after applying or removing patch. Save pouch to use for patch disposal. Dispose of the used patches by folding sticky ends together and putting in pouch.
- the used patch should be removed and a new one applied to a different skin site at the same time each day
- if you have vivid dreams, you may remove the patch at bedtime and apply a new one in the morning
- do not wear more than one patch at a time
- do not cut patch in half or into smaller pieces
- do not leave patch on for more than 24 hours because it may irritate your skin and loses strength after 24 hours
- to avoid possible burns, remove patch before undergoing any MRI (magnetic resonance imaging) procedures
- it is important to complete treatment. If you feel you need to use the patch for a longer period to keep from smoking, talk to your health care provider.

Other information • store at 20-25°C (68-77°F)

Inactive ingredients acrylate adhesive, aluminumized polyester, cellulose paper, methacrylic acid copolymer

Comments or Questions? Call 1-800-585-9682 Weekdays (9am-8pm ET) or visit us at www.habitrol.com


See bottom panel for lot number and expiration date.

- Not for sale to persons under 18 years of age.
- Proof of age required.
- Not for sale in vending machines or from any source where proof of age cannot be verified.



46122933

Nicotine Transdermal System PATCH
21 mg delivered over 24 hours STOP SMOKING AID



For your family's protection, patches are supplied in child-resistant pouches.
Do not use if individual pouch is open or torn.

See self-help guide inside.



TO INCREASE YOUR SUCCESS IN QUITTING:

- You must be motivated to quit.
- Use one patch daily according to directions.
- It is important to complete treatment.
- If you feel you need to use the patch for a longer period to keep from smoking, talk to your health care provider.
- Use patch with a behavioral support program, such as the one described in the enclosed booklet.


NDC 0067-5126-07

HABITROL® TAKE CONTROL™



Nicotine Transdermal System PATCH 21 mg delivered over 24 hours STOP SMOKING AID

21 mg




Includes:
Behavior Support Program with self-help guide

IF YOU SMOKE **MORE** THAN 10 CIGARETTES PER DAY: START WITH STEP 1

IF YOU SMOKE 10 OR **LESS** CIGARETTES PER DAY: START WITH STEP 2

7 PATCHES

Nicotine Transdermal System PATCH
21 mg delivered over 24 hours STOP SMOKING AID



Distributed by:
Novartis Consumer Health, Inc.
Parsippany, NJ 07054-0622
©2014

46122933



3 0067-5126-07 5

Drug Facts

Active ingredient (in each patch) **Purpose**
Nicotine, 21 mg delivered over 24 hours Stop smoking aid

Use reduces withdrawal symptoms, including nicotine craving, associated with quitting smoking.

Warnings

If you are pregnant or breast-feeding, only use this medicine on the advice of your health care provider. Smoking can seriously harm your child. Try to stop smoking without using any nicotine replacement medicine. This medicine is believed to be safer than smoking. However, the risks to your child from this medicine are not fully known.

Ask a doctor before use if you have

- heart disease, recent heart attack, or irregular heartbeat. Nicotine can increase your heart rate.
- high blood pressure not controlled with medication. Nicotine can increase your blood pressure.
- an allergy to adhesive tape or have skin problems, because you are more likely to get rashes.

Ask a doctor or pharmacist before use if you are

- using a non-nicotine stop smoking drug
- taking a prescription medicine for depression or asthma. Your prescription dose may need to be adjusted.

When using this product

- do not smoke even when not wearing the patch. The nicotine in your skin will still be entering your bloodstream for several hours after you take off the patch.
- if you have vivid dreams or other sleep disturbances remove this patch at bedtime

Stop use and ask a doctor if

- skin redness caused by the patch does not go away after four days, or if your skin swells, or you get a rash
- irregular heartbeat or palpitations occur
- you get symptoms of nicotine overdose, such as nausea, vomiting, dizziness, weakness and rapid heartbeat

Keep out of reach of children and pets. Used patches have enough nicotine to poison children and pets. If swallowed, get medical help or contact a Poison Control Center right away. Save pouch to use for patch disposal. Dispose of the used patches by folding sticky ends together and putting in pouch.

Directions

- if you are under 18 years of age, ask a doctor before use
- before using this product, read the enclosed self-help guide for complete directions and other information
- begin using the patch on your quit day
- if you smoke more than 10 cigarettes per day, use the following schedule below:

Weeks 1 thru 4	Weeks 5 and 6	Weeks 7 and 8
STEP 1 use one 21 mg patch/day	STEP 2 use one 14 mg patch/day	STEP 3 use one 7 mg patch/day

- if you smoke 10 or less cigarettes per day, start with Step 2 for 6 weeks, then Step 3 for 2 weeks
- apply one new patch every 24 hours on skin that is dry, clean and hairless
- remove backing from patch and immediately press onto skin. Hold for 10 seconds.
- wash hands after applying or removing patch. Save pouch to use for patch disposal. Dispose of the used patches by folding sticky ends together and putting in pouch.
- the used patch should be removed and a new one applied to a different skin site at the same time each day
- if you have vivid dreams, you may remove the patch at bedtime and apply a new one in the morning
- do not wear more than one patch at a time
- do not cut patch in half or into smaller pieces
- do not leave patch on for more than 24 hours because it may irritate your skin and loses strength after 24 hours
- to avoid possible burns, remove patch before undergoing any MRI (magnetic resonance imaging) procedures
- it is important to complete treatment. If you feel you need to use the patch for a longer period to keep from smoking, talk to your health care provider.

Other information • store at 20-25°C (68-77°F)

Inactive ingredients acrylate adhesive, aluminumized polyester, cellulose paper, methacrylic acid copolymer

Comments or Questions? Call 1-800-585-9682 Weekdays (9am-8pm ET) or visit us at www.habitrol.com

See bottom panel for lot number and expiration date.

- Not for sale to persons under 18 years of age.
- Proof of age required.
- Not for sale in vending machines or from any source where proof of age cannot be verified.




46122931

Nicotine Transdermal System PATCH
21 mg delivered over 24 hours STOP SMOKING AID



For your family's protection, patches are supplied in child-resistant pouches.
Do not use if individual pouch is open or torn.

See self-help guide inside.



TO INCREASE YOUR SUCCESS IN QUITTING:

- You must be motivated to quit.
- Use one patch daily according to directions.
- It is important to complete treatment.
- If you feel you need to use the patch for a longer period to keep from smoking, talk to your health care provider.
- Use patch with a behavioral support program, such as the one described in the enclosed booklet.


NDC 0067-5126-14

HABITROL® TAKE CONTROL™



Nicotine Transdermal System PATCH 21 mg delivered over 24 hours STOP SMOKING AID

21 mg




Includes:
Behavior Support Program with self-help guide

IF YOU SMOKE **MORE** THAN 10 CIGARETTES PER DAY: START WITH STEP 1

IF YOU SMOKE 10 OR **LESS** CIGARETTES PER DAY: START WITH STEP 2

14 PATCHES

Nicotine Transdermal System PATCH
21 mg delivered over 24 hours STOP SMOKING AID



Distributed by:
Novartis Consumer Health, Inc.
Parsippany, NJ 07054-0622
©2014

46122931



3 0067-5126-14 3

Drug Facts

Active ingredient (in each patch) **Purpose**
Nicotine, 21 mg delivered over 24 hours Stop smoking aid

Use reduces withdrawal symptoms, including nicotine craving, associated with quitting smoking.

Warnings
If you are pregnant or breast-feeding, only use this medicine on the advice of your health care provider. Smoking can seriously harm your child. Try to stop smoking without using any nicotine replacement medicine. This medicine is believed to be safer than smoking. However, the risks to your child from this medicine are not fully known.

Ask a doctor before use if you have

- heart disease, recent heart attack, or irregular heartbeat. Nicotine can increase your heart rate.
- high blood pressure not controlled with medication. Nicotine can increase your blood pressure.
- an allergy to adhesive tape or have skin problems, because you are more likely to get rashes.

Ask a doctor or pharmacist before use if you are

- using a non-nicotine stop smoking drug
- taking a prescription medicine for depression or asthma. Your prescription dose may need to be adjusted.

When using this product

- do not smoke even when not wearing the patch. The nicotine in your skin will still be entering your bloodstream for several hours after you take off the patch.
- if you have vivid dreams or other sleep disturbances remove this patch at bedtime

Stop use and ask a doctor if

- skin redness caused by the patch does not go away after four days, or if your skin swells, or you get a rash
- irregular heartbeat or palpitations occur
- you get symptoms of nicotine overdose, such as nausea, vomiting, dizziness, weakness and rapid heartbeat

Keep out of reach of children and pets. Used patches have enough nicotine to poison children and pets. If swallowed, get medical help or contact a Poison Control Center right away. Save pouch to use for patch disposal. Dispose of the used patches by folding sticky ends together and putting in pouch.

Directions

- If you are under 18 years of age, ask a doctor before use
- before using this product, read the enclosed self-help guide for complete directions and other information
- begin using the patch on your quit day
- if you smoke more than 10 cigarettes per day, use the following schedule below:

Weeks 1 thru 4	Weeks 5 and 6	Weeks 7 and 8
STEP 1 use one 21 mg patch/day	STEP 2 use one 14 mg patch/day	STEP 3 use one 7 mg patch/day

- if you smoke 10 or less cigarettes per day, start with Step 2 for 6 weeks, then Step 3 for 2 weeks
- apply one new patch every 24 hours on skin that is dry, clean and hairless
- remove backing from patch and immediately press onto skin. Hold for 10 seconds.
- wash hands after applying or removing patch. Save pouch to use for patch disposal. Dispose of the used patches by folding sticky ends together and putting in pouch.
- the used patch should be removed and a new one applied to a different skin site at the same time each day
- if you have vivid dreams, you may remove the patch at bedtime and apply a new one in the morning
- do not wear more than one patch at a time
- do not cut patch in half or into smaller pieces
- do not leave patch on for more than 24 hours because it may irritate your skin and loses strength after 24 hours
- to avoid possible burns, remove patch before undergoing any MRI (magnetic resonance imaging) procedures
- it is important to complete treatment. If you feel you need to use the patch for a longer period to keep from smoking, talk to your health care provider.

Other information • store at 20-25°C (68-77°F)

Inactive ingredients acrylate adhesive, aluminumized polyester, cellulose paper, methacrylic acid copolymer

Comments or Questions? Call 1-800-585-9682 Weekdays (9am-8pm ET) or visit us at www.habitrol.com

See bottom panel for lot number and expiration date.

• Not for sale to persons under 18 years of age.
• Proof of age required.
• Not for sale in vending machines or from any source where proof of age cannot be verified.

Nicotine
Transdermal System
PATCH
21 mg delivered over 24 hours
STOP SMOKING AID



For your family's protection, patches are supplied in child-resistant pouches.
Do not use if individual pouch is open or torn.

See self-help guide inside.



TO INCREASE YOUR SUCCESS IN QUITTING:

- You must be motivated to quit.
- Use one patch daily according to directions.
- It is important to complete treatment.
- If you feel you need to use the patch for a longer period to keep from smoking, talk to your health care provider.
- Use patch with a behavioral support program, such as the one described in the enclosed booklet.


NDC 0067-5126-28

HABITROL® TAKE CONTROL™



Nicotine Transdermal System
PATCH 21 mg delivered over 24 hours
STOP SMOKING AID

21 mg



Includes:
Behavior Support Program with self-help guide

IF YOU SMOKE **MORE** THAN 10 CIGARETTES PER DAY: START WITH STEP 1

IF YOU SMOKE 10 OR **LESS** CIGARETTES PER DAY: START WITH STEP 2

28
PATCHES

Nicotine
Transdermal System
PATCH
21 mg delivered over 24 hours
STOP SMOKING AID



Distributed by:
Novartis Consumer Health, Inc.
Parsippany, NJ 07054-0622
©2014

46122932



46122932



3 0067-5126-28 0

TO INCREASE YOUR SUCCESS IN QUITTING:



1. You must be motivated to quit.
2. Use one patch daily according to directions.
3. It is important to complete treatment.
4. If you feel you need to use the patch for a longer period to keep from smoking, talk to your health care provider.
5. Use patch with a behavioral support program, such as the one described in the enclosed booklet.

NDC 0067-6045-56

HABITROL® TAKE CONTROL™



**Nicotine Transdermal System
PATCH KIT** Contains 21 mg, 14 mg and 7 mg delivered over 24 hours
STOP SMOKING AID

INCLUDES ALL 3 STEPS



- STEP 1**
21 mg delivered over 24 hours
Contains 28 Patches (4 week supply)
- STEP 2**
14 mg delivered over 24 hours
Contains 14 Patches (2 week supply)
- STEP 3**
7 mg delivered over 24 hours
Contains 14 Patches (2 week supply)

Includes: Behavior Support Program with self-help guide

COMPLETE STOP SMOKING AID KIT – USE **ONLY** IF YOU SMOKE **MORE THAN 10 CIGARETTES PER DAY**

**56
PATCHES**



3 0067 5039 56 6

Drug Facts

Active ingredient (in each patch)	Purpose
Nicotine, 21 mg delivered over 24 hours	Stop smoking aid
Nicotine, 14 mg delivered over 24 hours	Stop smoking aid
Nicotine, 7 mg delivered over 24 hours	Stop smoking aid

Use reduces withdrawal symptoms, including nicotine craving, associated with quitting smoking.

Warnings
If you are pregnant or breast-feeding, only use this medicine on the advice of your health care provider. Smoking can seriously harm your child. Try to stop smoking without using any nicotine replacement medicine. This medicine is believed to be safer than smoking. However, the risks to your child from this medicine are not fully known.

Ask a doctor before use if you have

- heart disease, recent heart attack, or irregular heartbeat. Nicotine can increase your heart rate.
- high blood pressure not controlled with medication. Nicotine can increase your blood pressure.
- an allergy to adhesive tape or have skin problems, because you are more likely to get rashes.

Ask a doctor or pharmacist before use if you are

- using a non-nicotine stop smoking drug
- taking a prescription medicine for depression or asthma. Your prescription dose may need to be adjusted.

When using this product

- do not smoke even when not wearing the patch. The nicotine in your skin will still be entering your bloodstream for several hours after you take off the patch.
- if you have vivid dreams or other sleep disturbances remove this patch at bedtime

Stop use and ask a doctor if

- skin redness caused by the patch does not go away after four days, or if your skin swells, or you get a rash
- irregular heartbeat or palpitations occur
- you get symptoms of nicotine overdose, such as nausea, vomiting, dizziness, weakness and rapid heartbeat

Keep out of reach of children and pets. Used patches have enough nicotine to poison children and pets. If swallowed, get medical help or contact a Poison Control Center right away. Save pouch to use for patch disposal. Dispose of the used patches by folding sticky ends together and putting in pouch.

Directions

- If you are under 18 years of age, ask a doctor before use
- before using this product, read the enclosed self-help guide for complete directions and other information
- begin using the patch on your quit day
- if you smoke more than 10 cigarettes per day, use the following schedule below:

Weeks 1 thru 4	Weeks 5 and 6	Weeks 7 and 8
STEP 1 use one 21 mg patch/day	STEP 2 use one 14 mg patch/day	STEP 3 use one 7 mg patch/day

Drug Facts (continued)

- if you smoke 10 or less cigarettes per day, start with Step 2 for 6 weeks, then Step 3 for 2 weeks
- apply one new patch every 24 hours on skin that is dry, clean and hairless
- remove backing from patch and immediately press onto skin. Hold for 10 seconds.
- wash hands after applying or removing patch. Save pouch to use for patch disposal. Dispose of the used patches by folding sticky ends together and putting in pouch.
- the used patch should be removed and a new one applied to a different skin site at the same time each day
- if you have vivid dreams, you may remove the patch at bedtime and apply a new one in the morning
- do not wear more than one patch at a time
- do not cut patch in half or into smaller pieces
- do not leave patch on for more than 24 hours because it may irritate your skin and loses strength after 24 hours
- to avoid possible burns, remove patch before undergoing any MRI (magnetic resonance imaging) procedures
- it is important to complete treatment. If you feel you need to use the patch for a longer period to keep from smoking, talk to your health care provider.

Other information

- store at 20-25°C (68-77°F)

Inactive ingredients acrylate adhesive, aluminized polyester, cellulose paper, methacrylic acid copolymer

Comments or Questions? Call 1-800-585-8682 Weekdays (9am-8pm ET) or visit us at www.habitrol.com

See bottom panel for lot number and expiration date.

- Not for sale to persons under 18 years of age.
- Proof of age required.
- Not for sale in vending machines or from any source where proof of age cannot be verified.

**Nicotine Transdermal System
PATCH KIT** Contains 21 mg, 14 mg and 7 mg delivered over 24 hours
STOP SMOKING AID



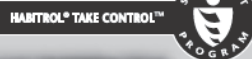
For your family's protection, patches are supplied in child-resistant pouches.
Do not use if individual pouch is open or torn.

See self-help guide inside.

Distributed by:
Novartis Consumer Health, Inc.
Parsippany, NJ 07054-0622
©2014 46122930

Nicotine Transdermal System

STOP SMOKING AID PATCH



Your guide to help you successfully quit smoking

Keep this card in your wallet, for easy access anytime.



Nicotine Transdermal System
STOP SMOKING AID PATCH



Call 1-888-HABITROL (1-888-422-4876) or visit us at www.habitrol.com.

Novartis Consumer Health, Inc. ©2014 46113857

Knowing your "triggers"

Listed to the right are some of the common situations or activities that "trigger" smoking in many people and some suggestions on how to change your habits in order to reduce your urge to smoke.

Taming Your "Triggers"

Here are some other common "triggers." Check off the ones that apply to you and write down how you will cope in the spaces below. Also, record other personal "triggers" and the things you plan to do instead.

Reducing the Urge to Smoke

Urges to smoke only last for a few seconds to a few minutes. Believe it or not, the urge to smoke will pass whether you smoke or not. When an urge strikes, try the following:

- The "Three-Second Breathing" Exercise. Nothing relaxes you more quickly than taking a deep breath and holding it for three seconds.

pursed lips. Hold your breath for 3 seconds. Then slowly exhale through your mouth.

If you smoke... Then try...

- With your morning coffee...** Drinking hot chocolate, tea or orange juice
- After a meal...** Leaving the table and doing something else or brushing your teeth
- After a stressful situation...** Taking a walk or a 5 minute break
- Before bed...** Reading or deep breathing
- On the telephone...** Doodling on a notepad or talking while standing or walking
- At parties...** Avoiding alcohol, and munch on healthy snacks
- Watching TV...** Watching TV while holding something else, like a stress ball, or sitting in a different chair

Table of Contents

I: Thinking About Quitting	3
Why the Habitrol® Take Control™ Support Program Leads to Success.....	3
Working Towards Success — The Stages of Change.....	5
Which Way Now?.....	8
Why I Want to Stop Smoking.....	8
Health Benefits of Quitting.....	9
II: Getting Started: Your Personal Quit Plan	10
Setting Your Quit Date.....	10
Understanding Nicotine Addiction.....	10
Smoking and your body.....	10
Smoking and your mind.....	11
Knowing your "triggers".....	12
Taming Your "Triggers".....	12
Reducing the Urge to Smoke.....	12
Building Your Supporting Cast.....	14
Countdown to Quit Day — 10 Steps to Success.....	15
Rewarding Yourself.....	16
If You Slip.....	16
III: The Patch	18
Important Information About This Nicotine Transdermal System.....	18
How the Patch Works.....	19
How to Use the Patch.....	20
IV: Weight Control Guide	27
V: You Are On Your Way!	29
VI: Your Daily Success Calendar	30
VII: The Habitrol® Take Control™ Support Program	34

Action Stage:

On the day that you quit smoking, you are in the *Action Stage*. It's time to set your plan in motion. You will probably experience cravings for nicotine and urges to have a cigarette throughout the day, but through preparation, you have developed multiple strategies for dealing with your "triggers," withdrawal symptoms and those cravings or urges to smoke. It's important to start using the patch on the morning of your quit day to help reduce urges to smoke and other withdrawal symptoms, such as irritability and difficulty concentrating.

Maintenance and Termination Stages:

If you are able to remain smoke-free for 6 months, you enter the *Maintenance Stage*. You like your new life, but still have occasional urges. Watch out for overconfidence. Thinking you can smoke "just one cigarette" should be a blinking neon

warning sign. For most people, that one cigarette leads to two, then three, then full-time smoking again. Constantly remind yourself of the benefits you now enjoy as a nonsmoker. Have a plan ready to help you manage unexpected situations that may cause you stress and challenge your resolve to remain smoke-free. Most successful quitters will have occasional urges for many years.

Only about 1 in 5 quitters reach the *Termination Stage*, in which they have absolutely no temptation to smoke, and are 100% confident that they will never smoke again.

Your own chances to stop smoking depend on how strongly you are addicted to nicotine, how much you want to quit, and how closely you follow a quitting program like the one that comes with this product. If you find you cannot stop or if you start smoking again after using this product, please talk to a health care professional who can

- Switch your focus. Deliberately switch your attention from having a cigarette onto something else, like reading or stretching.
- Use the mental imagery to transform the urge into something manageable. For example,

My Trigger (In the past, I smoked...)	My Solution (Now, I will...)
<input type="checkbox"/> To concentrate	_____
<input type="checkbox"/> To relax	_____
<input type="checkbox"/> To give myself a lift	_____
<input type="checkbox"/> Because I was angry	_____
<input type="checkbox"/> Because I was bored	_____
<input type="checkbox"/> Because I felt stressed	_____
<input type="checkbox"/> _____	_____
<input type="checkbox"/> _____	_____

Remember when you first tried a cigarette? Remember how awful it tasted? Remember your initial dizziness? Nausea? The point is, it took some time for you to learn how to smoke. Now you can learn not to smoke. That takes time too. Sticking with the Habitrol® Take Control™ Support program can help. Call 1-888-HABITROL or visit us at www.habitrol.com. We can help you develop customized solutions to your personal triggers.

This label may not be the latest approved by FDA.
For current labeling information, please visit <https://www.fda.gov/drugsatfda>

I: Thinking About Quitting Nicotine Transdermal System Patch Stop Smoking Aid

Why the Habitrol® Take Control™ Support Program Leads to Success

Congratulations! You've joined millions of others who have made the important and rewarding decision to quit smoking. A large percentage of smokers have already successfully quit. You can too. You've already taken the first smart step by choosing the patch and the Habitrol® Take Control™ Support Program. The program includes the use of nicotine replacement therapy and behavioral support, a combination that can significantly increase your chances of quitting. The patch helps smokers quit smoking by reducing nicotine withdrawal symptoms. Many patch users will be able to stop smoking for at least a few days, but many will start smoking again. Most smokers

usually have to try to quit several times before they completely stop. Your own chances to stop smoking depend on how strongly you are addicted to nicotine, how much you want to quit, and how closely you follow a quitting program like the one that comes with this product. If you find you cannot stop or if you start smoking again after using this product, please talk to a health care professional who can help you find a program that may work better for you.

Which Way Now?

If you are planning on quitting within the next month or have recently quit, continue working through this guide to develop your personal quit plan, including the use of the patch. If you have any questions or need additional support, call the professionals at 1-888-HABITROL or visit us at www.habitrol.com. You will be encouraged by the wealth of information and support that is readily available.

If you are not planning on quitting soon, this isn't the time for you to use the patch, but the professionals at 1-888-HABITROL can still help you. They can offer you personalized feedback about your smoking, help you set a quit date, assist you with your ambivalence about quitting and provide you information about the resources available to you, even

help you find a program that may work better for you.

Building Your Supporting Cast

Quitting isn't easy. Sometimes you can feel all alone. This is where friends and family, both smokers and nonsmokers, can help. Take your friends and family through your quit plan. Once they understand why you are changing some of your old habits, they'll be in a better position to understand and support you. Tell your smoking friends of your desire to quit (truth is, many of them may have that same desire). You might be pleasantly surprised how supportive they can be. If your smoking friends express an interest in quitting, give them our number, 1-888-HABITROL or visit us at www.habitrol.com, and we'll help get them started. You might even choose to quit at the same time so that you can work as a team supporting one another.

It's hard for people who have never smoked to understand what you're going through, both

Second, the Habitrol® Take Control™ Support Program, developed by behavioral change and smoking cessation experts, recognizes that quitting smoking is a personal journey that occurs in six stages, known as the "Stages of Change."

The Habitrol® Take Control™ Support Program offers the following support elements to help you quit:

- This *guide* will teach you how to move through the quit process by helping you to identify your reasons for quitting, manage urges to smoke, recover from slips and control your weight.
- 1-888-HABITROL** — our toll-free telephone support center, staffed by smoking cessation professionals, will offer you friendly support and information. Call Monday through Friday between 9 a.m. and 8 p.m. ET or visit us at www.habitrol.com. You can use this resource to help

you get ready to quit, manage urges, cope with withdrawal symptoms, recover from slips and deal with smoking spouses and friends.

I want more time for myself. Instead of taking those smoke breaks outside, I could be doing so many other things.

I want to look and smell better by getting rid of that lingering odor of smoke.

I want to set a healthier example for my children and grandchildren.

Write other reasons you have for quitting in the space below:

Health Benefits of Quitting

Most of us recognize the risks of smoking, such as cancer, heart disease and emphysema, but may not be aware of the many immediate and long-term benefits of quitting. Immediate benefits in the first days and months may include:

- Breathing may get easier
- Food tastes better
- Sense of smell improves
- Walking and exercise may become easier

Remember, it's never too late to quit. Whether you're 34 or 84, your body can cleanse and start to repair the damage done by years of smoking.

After completing this list, refer to it every day to reinforce your commitment to becoming a nonsmoker.

Countdown to Quit Day — 10 Steps to Success

- Tape a list of your reasons for quitting on the mirror. Go over them daily.
- Tell one or two friends and your family: Ask for the specific help that you think you will need from each of them.
- Use this Habitrol® Take Control™ Support Program.
- Know your "triggers" and practice your coping strategies.
- Change your routines (for example, sit in a different chair, not your smoking chair).
- Plan how you will spend all the money you save from not smoking.
- Freshen your environment. On the day before your quit date, clean your clothes, car and any rooms where you spend a lot of time.
- Throw away any remaining cigarettes, ashtrays and lighters the night before your quit day.
- Have plenty of low-calorie snacks available.
- Use the patch as directed.

emotionally and physically. Be patient with them. Explain that you might be a little (or very) irritable for a while.

back on track immediately. Don't smoke another cigarette. Figure out why you had the slip and how, in the future, you will deal with the people, places or feelings that led to smoking. Do whatever works for you. The point is that slips, like mistakes, can be great learning experiences. If you slip and need help, give us a call at 1-888-HABITROL or visit us at www.habitrol.com. We'll be happy to help you find ways to cope — without a cigarette.

Working Towards Success — The Stages of Change

Quitting smoking is a process that begins long before your quit day. Researchers have determined that smokers go through the following six "Stages of Change" while on the road to becoming smoke-free.



II: Getting Started: Your Personal Quit Plan

Setting Your Quit Date

Now that you are motivated and committed, the next step is to choose a quit date within the next 2–3 weeks. Decide whether it will be easier to quit on a weekday when your smoking may already be restricted, or on the weekend when you are more relaxed. You may want to consider quitting at the beginning of the week, on a Sunday or Monday. It's best to choose a date when:

- Your stress level is low
- You'll be confronted with a minimum of smoking triggers
- You will not be in a social situation with other smokers, especially those that include alcohol

Rewarding Yourself

Many people get this far and forget to reward themselves. We know that we are more likely to keep going if we get rewarded. So, in the space below, write ways that you can reward yourself at least once a day.

Pre-Contemplation Stage:

If you are in this stage, you don't have any intention to quit smoking in the near future (i.e., within the next 6 months). You feel that the benefits you receive from smoking outweigh the costs and risks of smoking. This is called the *Pre-Contemplation Stage*. If you are in this stage right now, you are not ready to use the patch.

Common withdrawal symptoms include intense cravings for nicotine, irritability, anxiety, depression, restlessness, difficulty concentrating, difficulty sleeping and increased appetite. Physical withdrawal symptoms usually peak within 24 to 72 hours after quitting, then decline over the next several weeks. Some smokers, however, may experience withdrawal symptoms for several months. Staying on this patch for the full eight weeks can reduce the withdrawal symptoms you experience. It is important to complete treatment. If you feel you need to use the patch for a longer period to keep from smoking, talk to your health care provider.

Understanding Nicotine Addiction

Dependence on cigarettes is a twofold problem: the physical side of addiction to nicotine and the psychological side. Preparing to deal with both in advance will help make quitting easier and more comfortable.

Smoking and your body
As you know, smoking cigarettes is addictive. Nicotine, the addictive agent, reaches your brain in just seconds after each puff. Your brain and body get used to functioning with a certain level of nicotine. Within a few hours of your last cigarette, your nicotine level drops dramatically, resulting in withdrawal symptoms for most smokers.

The physical need for nicotine isn't the only reason you may find it difficult to quit smoking. You can also be psychologically dependent. Over time you've created strong associations or "triggers" to light

up a cigarette. Sometimes you smoke for comfort: "Smoking helps me relax," or "I don't feel as angry when I smoke." Sometimes it seems to make a social situation more enjoyable: "I like to smoke when I'm out having coffee with a friend or when drinking at a party." At other times, you smoke out of habit: "I light up as soon as I get in the car," "I smoke when I'm taking a break at work" or "Because I am so used to smoking, I feel uncomfortable without a cigarette in my hand."

The patch helps smokers quit smoking by reducing nicotine withdrawal symptoms. Many patch users will be able to stop smoking for at least a few days, but many will start smoking again. Most smokers usually have to try to quit several times before they completely stop. Your own chances to stop smoking depend on how strongly you are addicted to nicotine, how much you want to quit, and how closely you follow a quitting program like the one that comes with this product. If you find you cannot stop or if you start smoking again after using this product, please talk to a health care professional who can help you find a program that may work better for you. And, if for some reason you are not ready to try again right now, keep these materials until you are ready. Before you set your quit date, call us to help you prepare for a successful quit.

Contemplation Stage:

After a period of time, often years, you may begin to realize that you are "hooked," and that smoking is affecting your health and the health of those around you. You begin to think about the benefits of quitting, but you know that quitting will be difficult. You are seriously considering quitting smoking sometime within the next six months, but you are ambivalent. This is called the *Contemplation Stage*. In this stage, you may read articles on ways to quit or on the health effects of smoking, while you would have ignored this information in the *Pre-Contemplation Stage*. You begin to imagine your life without cigarettes. You also begin to experiment with making changes. For example, you may be trying to delay your first cigarette of the day, smoke only half of some cigarettes, or not smoke in your house or car. If you are in this stage right now, you are still not ready to use the patch.

Common withdrawal symptoms include intense cravings for nicotine, irritability, anxiety, depression, restlessness, difficulty concentrating, difficulty sleeping and increased appetite. Physical withdrawal symptoms usually peak within 24 to 72 hours after quitting, then decline over the next several weeks. Some smokers, however, may experience withdrawal symptoms for several months. Staying on this patch for the full eight weeks can reduce the withdrawal symptoms you experience. It is important to complete treatment. If you feel you need to use the patch for a longer period to keep from smoking, talk to your health care provider.

Smoking and your mind
The physical need for nicotine isn't the only reason you may find it difficult to quit smoking. You can also be psychologically dependent. Over time you've created strong associations or "triggers" to light

up a cigarette. Sometimes you smoke for comfort: "Smoking helps me relax," or "I don't feel as angry when I smoke." Sometimes it seems to make a social situation more enjoyable: "I like to smoke when I'm out having coffee with a friend or when drinking at a party." At other times, you smoke out of habit: "I light up as soon as I get in the car," "I smoke when I'm taking a break at work" or "Because I am so used to smoking, I feel uncomfortable without a cigarette in my hand."

The patch helps smokers quit smoking by reducing nicotine withdrawal symptoms. Many patch users will be able to stop smoking for at least a few days, but many will start smoking again. Most smokers usually have to try to quit several times before they completely stop. Your own chances to stop smoking depend on how strongly you are addicted to nicotine, how much you want to quit, and how closely you follow a quitting program like the one that comes with this product. If you find you cannot stop or if you start smoking again after using this product, please talk to a health care professional who can help you find a program that may work better for you. And, if for some reason you are not ready to try again right now, keep these materials until you are ready. Before you set your quit date, call us to help you prepare for a successful quit.

The patch helps smokers quit smoking by reducing nicotine withdrawal symptoms. Many patch users will be able to stop smoking for at least a few days, but many will start smoking again. Most smokers usually have to try to quit several times before they completely stop. Your own chances to stop smoking depend on how strongly you are addicted to nicotine, how much you want to quit, and how closely you follow a quitting program like the one that comes with this product. If you find you cannot stop or if you start smoking again after using this product, please talk to a health care professional who can help you find a program that may work better for you. And, if for some reason you are not ready to try again right now, keep these materials until you are ready. Before you set your quit date, call us to help you prepare for a successful quit.

The patch helps smokers quit smoking by reducing nicotine withdrawal symptoms. Many patch users will be able to stop smoking for at least a few days, but many will start smoking again. Most smokers usually have to try to quit several times before they completely stop. Your own chances to stop smoking depend on how strongly you are addicted to nicotine, how much you want to quit, and how closely you follow a quitting program like the one that comes with this product. If you find you cannot stop or if you start smoking again after using this product, please talk to a health care professional who can help you find a program that may work better for you. And, if for some reason you are not ready to try again right now, keep these materials until you are ready. Before you set your quit date, call us to help you prepare for a successful quit.

The patch helps smokers quit smoking by reducing nicotine withdrawal symptoms. Many patch users will be able to stop smoking for at least a few days, but many will start smoking again. Most smokers usually have to try to quit several times before they completely stop. Your own chances to stop smoking depend on how strongly you are addicted to nicotine, how much you want to quit, and how closely you follow a quitting program like the one that comes with this product. If you find you cannot stop or if you start smoking again after using this product, please talk to a health care professional who can help you find a program that may work better for you. And, if for some reason you are not ready to try again right now, keep these materials until you are ready. Before you set your quit date, call us to help you prepare for a successful quit.

Preparation Stage:

When you've made the decision to quit within the next month, and you have experimented with making changes, you've entered the *Preparation Stage*. Most people who have purchased the patch for the first time are in this stage. Preparation is a good name for this stage because *thorough preparation greatly improves your chances of success*. Just "winging it" or relying on willpower alone is not enough. *You need a game plan that includes setting a quit date and committing to at least one person that you will make this change*. Using this guide, or visiting www.habitrol.com, as well as talking to the professionals at 1-888-HABITROL, can help you become fully prepared for your quit day and beyond.

Common withdrawal symptoms include intense cravings for nicotine, irritability, anxiety, depression, restlessness, difficulty concentrating, difficulty sleeping and increased appetite. Physical withdrawal symptoms usually peak within 24 to 72 hours after quitting, then decline over the next several weeks. Some smokers, however, may experience withdrawal symptoms for several months. Staying on this patch for the full eight weeks can reduce the withdrawal symptoms you experience. It is important to complete treatment. If you feel you need to use the patch for a longer period to keep from smoking, talk to your health care provider.

Smoking and your body
As you know, smoking cigarettes is addictive. Nicotine, the addictive agent, reaches your brain in just seconds after each puff. Your brain and body get used to functioning with a certain level of nicotine. Within a few hours of your last cigarette, your nicotine level drops dramatically, resulting in withdrawal symptoms for most smokers.

The physical need for nicotine isn't the only reason you may find it difficult to quit smoking. You can also be psychologically dependent. Over time you've created strong associations or "triggers" to light

up a cigarette. Sometimes you smoke for comfort: "Smoking helps me relax," or "I don't feel as angry when I smoke." Sometimes it seems to make a social situation more enjoyable: "I like to smoke when I'm out having coffee with a friend or when drinking at a party." At other times, you smoke out of habit: "I light up as soon as I get in the car," "I smoke when I'm taking a break at work" or "Because I am so used to smoking, I feel uncomfortable without a cigarette in my hand."

The patch helps smokers quit smoking by reducing nicotine withdrawal symptoms. Many patch users will be able to stop smoking for at least a few days, but many will start smoking again. Most smokers usually have to try to quit several times before they completely stop. Your own chances to stop smoking depend on how strongly you are addicted to nicotine, how much you want to quit, and how closely you follow a quitting program like the one that comes with this product. If you find you cannot stop or if you start smoking again after using this product, please talk to a health care professional who can help you find a program that may work better for you. And, if for some reason you are not ready to try again right now, keep these materials until you are ready. Before you set your quit date, call us to help you prepare for a successful quit.

The patch helps smokers quit smoking by reducing nicotine withdrawal symptoms. Many patch users will be able to stop smoking for at least a few days, but many will start smoking again. Most smokers usually have to try to quit several times before they completely stop. Your own chances to stop smoking depend on how strongly you are addicted to nicotine, how much you want to quit, and how closely you follow a quitting program like the one that comes with this product. If you find you cannot stop or if you start smoking again after using this product, please talk to a health care professional who can help you find a program that may work better for you. And, if for some reason you are not ready to try again right now, keep these materials until you are ready. Before you set your quit date, call us to help you prepare for a successful quit.

III: The Patch

Important Information About This Nicotine Transdermal System

you find a program that may work better for you.

Ask your doctor before use if you:

- Have heart disease or an irregular heartbeat, or if you had a recent heart attack. Nicotine can increase your heart rate.
- Have high blood pressure not controlled with medication.
- Are allergic to any adhesives or patch ingredients or have skin problems, because you are more likely to get rashes.
- Are using a non-nicotine stop smoking drug.
- Take prescription medicine for depression or asthma. Your prescription dose may need to be adjusted.

This product is only for those who want to stop smoking. The patch helps smokers quit by reducing nicotine withdrawal symptoms. Almost half of those who use this product will be able to stop smoking for at least a few days, but many will start smoking again. Most smokers will require several attempts before they stop smoking completely. Your own chances of quitting depend on how strongly you are addicted to nicotine, how motivated you are to quit, and how closely you follow a quit program, such as this one. If you find that you cannot stop smoking, or if you start smoking again after using the patch, talk with your doctor, who can help

If you remove and apply the patch at about the same time each day, it will help you to remember when to put on a new patch. Choose a different place on your skin to apply the next patch and repeat

only. Nicotine on your hands could get into your eyes and nose and could cause stinging, redness or irritation.

6. After 24 hours, remove the patch you have been wearing.



V: You Are On Your Way!

Congratulations again on your decision to quit smoking. By incorporating the behavior-changing tools discussed in this guide into your everyday life, you are on your way to successfully becoming and remaining smoke-free. Continue to reinforce your commitment to remain smoke-free by reading this guide again, or calling 1-888-HABITROL. While you are taking control with the Habitrol® Take Control™ Support Program, don't forget to celebrate your successes along the way.



Reference ID: 3599226

Keep out of reach of children and pets. Used patches have enough nicotine to poison children and pets. If swallowed, get medical help or contact a Poison Control Center right away.

How the Patch Works

The patch is a nicotine transdermal system skin patch containing nicotine, the addictive agent in tobacco products. When you wear a patch, it gradually releases nicotine into your bloodstream through the skin. By replacing some of the nicotine to which your body has become accustomed from smoking, the patch helps reduce the nicotine withdrawal symptoms many people normally feel when they stop smoking. By offering three patches with different nicotine dose levels, this patch uses a step-down dosing system that allows you to gradually reduce your nicotine level by changing the patch you wear (moving to a lower dose) over

an eight-week period. Nicotine replacement therapy can reduce nicotine withdrawal symptoms such as irritability, anxiety, restlessness, headaches, difficulty sleeping and concentrating, increased appetite, and craving for nicotine. By helping to reduce your physical nicotine withdrawal symptoms, the patch helps you to concentrate on the psychological aspects of quitting and to change your habits that "trigger" your nicotine cravings.

This patch program takes 8 weeks to complete. It is important to complete treatment. If you feel you need to use the patch for a longer period to keep from smoking, talk to your health care provider.

Why wearing a nicotine patch isn't as bad as smoking

By placing a nicotine patch on your skin, you are NOT inhaling the harmful tars, toxins and chemicals found in cigarettes. These are the most dangerous parts of the cigarette.

And, because you're not smoking while wearing the patch, there's no second-hand smoke or odors to affect your family and friends.

How to Use the Patch

It is important that you are firmly committed to giving up smoking.

Warnings:

- If you are pregnant or breast-feeding, only use this medicine on the advice of your health care provider. Smoking can seriously harm your child. Try to stop smoking without using any nicotine replacement medicine.
- Ask a doctor before use if you have heart disease, have had a recent heart attack, or have an irregular heartbeat. Nicotine can increase your heart rate.
- Ask a doctor before use if you have high blood pressure not controlled with medication. Nicotine can increase your blood pressure.
- Ask a doctor before use if you have an allergy to adhesive tape or have skin problems because you are more likely to get rashes with patch use.
- Ask a doctor or pharmacist before use if you are using a non-nicotine stop smoking drug.
- Ask a doctor or pharmacist before use if you are taking a prescription medicine for depression or asthma. Your prescription dose may need to be adjusted.
- When using this product, do not smoke even when not wearing the patch. The nicotine in your skin will still be entering your bloodstream for several hours after you take off the patch.
- When using this product, if you have vivid dreams or other sleep disturbances, you may remove the patch at bedtime and apply a new one in the morning.

controlled with medication. Nicotine can increase your blood pressure.

Ask a doctor before use if you have an allergy to adhesive tape or have skin problems because you are more likely to get rashes with patch use.

Ask a doctor or pharmacist before use if you are using a non-nicotine stop smoking drug.

Ask a doctor or pharmacist before use if you are taking a prescription medicine for depression or asthma. Your prescription dose may need to be adjusted.

When using this product, do not smoke even when not wearing the patch. The nicotine in your skin will still be entering your bloodstream for several hours after you take off the patch.

When using this product, if you have vivid dreams or other sleep disturbances, you may remove the patch at bedtime and apply a new one in the morning.

higher temperatures in the summer. Keep all unused patches out of the reach of children and pets.

If your skin reacts to the patch

When you first put on a patch, mild itching, burning, or tingling at the patch application site is normal and should go away within an hour. After you remove a patch, the skin under the patch might be somewhat red. Your skin should not stay red for more than a day. If you have a skin rash or redness caused by the patch that does not go away after 4 days, or your skin swells, talk to your doctor. Do not put on a new patch; you may be allergic to one of the components of the patch.

Other side effects you may experience

While wearing a nicotine replacement patch, you may experience one or more of the following side effects: nausea, dizziness, dry mouth, diarrhea, nervousness or restlessness,

headache, vivid dreams or other sleep disturbances, and irritability.

If you experience any of the following side effects, immediately remove the patch and call your doctor:

- Severe skin irritation or discoloration
- Irregular heartbeats or palpitations
- Severe chest pain or tightening
- Symptoms of nicotine overdose, such as pallor (extreme paleness), cold sweat, nausea, abnormal salivation, vomiting, abdominal pain or severe headache, disturbed hearing or vision, dizziness, mental confusion or weakness.

CHECK OFF EACH DAY AS A NONSMOKER AND WATCH THOSE SUCCESSFUL DAY'S ACCUMULATE

WEEK 1: QUIT	DAY 2	DAY 3	DAY 4	DAY 5	DAY 6	DAY 7
The date is: It's your first day as a non-smoker! Congratulations! Start off the day with your first Step 1 (21 mg) patch instead of a cigarette!	Avoid your triggers today	Remember to switch your focus when you think of a cigarette. Think of something else, like how much healthier you'll be.	Are you rewarding yourself?	Dry clean or wash clothes to get rid of the cigarette smell	Try the Three Second Breathing Exercise	It's a good idea to review Taming Your "Triggers" (page 12)
WEEK 2 DAY 8 You made it through the crucial first week!	DAY 9 Don't forget to change your patch every day	DAY 10 What triggers did you tame today?	DAY 11 Have you reached out to your support?	DAY 12 Did you remember to pick up more patches?	DAY 13 Make sure you have healthy snacks on hand	DAY 14 Way to go! Two whole weeks without smoking!
WEEK 3 DAY 15 Treat yourself today! Go to the movies or the park.	DAY 16 Remember to switch your focus when the urge strikes	DAY 17 List the triggers you've tamed. Are you proud of yourself?	DAY 18 Check your patch supply. Do you need more patches?	DAY 19 Are you exercising enough? Exercise is a great stress reliever!	DAY 20 Think about encouraging a friend to stop smoking	DAY 21 Celebrate! Three weeks of no smoking!
WEEK 4 DAY 22 You deserve a reward! Do something special for yourself	DAY 23 Doesn't food taste better these days?	DAY 24 Was today trigger free?	DAY 25 The urge to smoke will pass. Stay committed!	DAY 26 Remember to get up and move. Try a new exercise today	DAY 27 Treat yourself to a bottle of cologne to celebrate your improved sense of smell.	DAY 28 Tomorrow, you step down to the next lower strength patch

Toll Free: 1-888-HABITROL (1-888-422-4876) or visit us at www.habitrol.com

You may want to note how you're feeling, too. Each day renew your commitment to being a nonsmoker.

This label may not be the latest approved by FDA. For current labeling information, please visit <https://www.fda.gov/drugsatfda>

- Stop use and ask a doctor if skin redness caused by the patch does not go away after four days, or if your skin swells, or you get a rash.
- Stop use and ask a doctor if irregular heartbeat or palpitations occur.
- Stop use and ask a doctor if you get symptoms of nicotine overdose, such as nausea, vomiting, dizziness, weakness and rapid heartbeat.
- Keep unused and used patches out of the reach of children and pets. Used patches have enough nicotine to poison children and pets. If swallowed, get medical help or contact a Poison Control Center right away. Save pouch to use for patch disposal. Dispose of the used patches by folding sticky ends together and putting in pouch. Do not wear more than one patch at a time.
- Do not cut the patch in half or into smaller pieces.

- Do not leave the patch on for more than 24 hours because it may irritate your skin and it loses strength after 24 hours.
- To avoid possible burns, remove patch before undergoing any MRI (Magnetic Resonance Imaging) procedures.
- It is important to complete treatment. If you feel you need to use the patch for a longer period to keep from smoking, talk to your health care provider. The patch has been tested in 3 months studies and long term studies have not been conducted.

See chart on following page.

First, it is important that you are well prepared to give up smoking. If you are under 18 years of age, ask a doctor before use.

If you smoke more than 10 cigarettes per day: Begin with Step 1. Use the 21 mg patch for 4 weeks, then 14 mg patch for 2 weeks, and 7 mg patch for 2 weeks.

Weeks 1-4	Weeks 5 and 6	Weeks 7 and 8
Step 1 21 mg/day	Step 2 14 mg/day	Step 3 7 mg/day

If you smoke 10 or less cigarettes per day: Do not begin with Step 1. Begin with Step 2, 14 mg patch for 6 weeks, and 7 mg patch for 2 weeks.

Weeks 1-6	Weeks 7 and 8
Step 2 14 mg/day	Step 3 7 mg/day

IV: Weight Control Guide

Why You May Gain Weight After You Quit Smoking

It's perfectly normal to gain some weight when you stop smoking. But don't panic. Sometimes the weight change is simply a result of a change in your body's metabolism. This is caused by your body's withdrawal from nicotine. Your metabolism is simply returning to that of a nonsmoker. Besides, the average weight gain is only about five to ten pounds, and as you will see, there are things you can do to help control it.

Another source of extra pounds is the need for oral gratification. If you use food as a temporary substitute for cigarettes, you may gain weight. If you feel some concern about your weight, remember: a small weight gain is better than the high health risks associated with smoking.

The following tips will help you minimize the weight gain while you quit smoking.

How to control your weight by watching how and what you eat

Some general tips:

- Replace fattening snack foods with healthy, low-calorie snacks
- Keep low-fat, low-calorie snacks in the car
- Broil, boil, poach, or steam food instead of frying
- Remove fat from meat and skin from poultry
- Eat slowly and you'll feel full sooner on less food
- Try eating several small meals a day instead of three big ones
- Drink a large glass of water before a meal

How to control your weight through the benefits of exercise

One of the best ways to control your weight is to move more. So if you already exercise regularly, keep it up. If not, start with small increases in your daily activity.

We're NOT talking about running a marathon. We're talking about walking to the store instead of hopping in the car. Or, walking up three flights of stairs instead of taking the elevator. Maybe you should rediscover your bicycle, take up golf or go for a swim.

A little exercise will do more than you think:

- It reduces possible weight gain while quitting smoking
- It can improve your sleeping
- It can make you feel better in general



CHECK OFF EACH DAY AS A NONSMOKER AND WATCH THOSE SUCCESSFUL DAY'S ACCUMULATE

WEEK 5	DAY 30	DAY 31	DAY 32	DAY 33	DAY 34	DAY 35
DAY 29 Can you believe it? Four whole weeks! Step down to the 14 mg/day patch, which is Step 2	Take one day at a time	Admit it, you're feeling great!	Don't forget to call a friend if you need some extra TLC	Ever think about how much money you'll save being a nonsmoker?	Keep exercising	List any surprise triggers and how you tamed them
WEEK 6 DAY 36 Expecting a high pressure day? Prepare yourself by reviewing Taming Your "Triggers" (page 12)	DAY 37 Try something new. Take up a hobby	DAY 38 Don't forget to switch your focus!	DAY 39 Have you rewarded yourself lately?	DAY 40 See how many successful smoke free days you've had!	DAY 41 Take a walk and renew your commitment	DAY 42 Is it time to buy more patches?
WEEK 7 DAY 43 A big congratulations! You're coming down the home stretch. Step down to the 7 mg/day patch, which is Step 3	DAY 44 Your confidence about dealing with triggers has grown	DAY 45 Review your reasons for quitting	DAY 46 Remember to keep a healthy snack on hand	DAY 47 Need some added support? Call a friend or 1-888-HABITROL or visit www.habitrol.com	DAY 48 Daily exercise is still your best defense	DAY 49 Stronger than you thought you were. Congratulations!
WEEK 8 DAY 50 You hit week on the patch!	DAY 51 You're a hero!	DAY 52 Think of a way to celebrate	DAY 53 Visit us at www.habitrol.com	DAY 54 Are you feeling a great sense of freedom?	DAY 55 It is important to complete treatment. Buy yourself a gift today	DAY 56 If you feel you need to use the patch for a longer period to keep from smoking, talk to your health care provider. You are a success!

Toll Free: 1-888-HABITROL (1-888-422-4876) or visit us at www.habitrol.com

cut or irritated in any way. Immediately before applying the patch, wash your hands and the skin area with plain soap and water and dry completely. Avoid using any soap, lotion, hand cream, tanning lotion or oil, bath oil or insect repellent that contains aloe, lanolin or glycerin as a moisturizer. These products can leave a moisturizing film on your skin, which can interfere with the adherence of the patch.



2. Do not remove the patch from its sealed, protective pouch until you are ready to use it. Carefully cut open the child-resistant pouch along the dotted line, as indicated. If the new patch is cut, throw it away. Save pouch to use for patch disposal. Dispose of the used patches by folding

cut or irritated in any way. Immediately before applying the patch, wash your hands and the skin area with plain soap and water and dry completely. Avoid using any soap, lotion, hand cream, tanning lotion or oil, bath oil or insect repellent that contains aloe, lanolin or glycerin as a moisturizer. These products can leave a moisturizing film on your skin, which can interfere with the adherence of the patch.

3. A shiny protective liner covers the sticky side of the patch where it contacts the skin. The liner has a precut slit to help you remove it from the patch. With the silver side facing you, pull the liner away from the patch, starting at the precut slit. Hold the patch at the edge (touch the sticky side as little as possible) and pull off the other piece of the protective liner. Throw this liner away.



Keep this card in your wallet, for easy access anytime.

10 Steps to Success

1. Tape a list of your reasons for quitting on the mirror. Go over them daily.
2. Tell one or two friends and your family. Ask for the specific help that you think you will need from each of them.
3. Use the Habitrol® Take Control™ Support Program.
4. Know your "triggers," and practice your coping strategies.
5. Change your routines (for example, sit in a different chair, not your smoking chair).
6. Plan how you will spend all the money you save from not smoking.
7. Freshen your environment. On the day before your quit date, clean your clothes, car and any rooms where you spend a lot of time.
8. Throw away any remaining cigarettes, ashtrays and lighters the night before your quit day.
9. Have plenty of low-calorie snacks available.
10. Use the patch as directed.

VII: The Habitrol® Take Control™ Support Program

is committed to your success.

You are invited to use the Habitrol® Take Control™ Support Program! It's FREE and only takes a few minutes to call.

Call 1-888-HABITROL (1-888-422-4876) or visit us at www.habitrol.com.

Call now for this FREE program to help you successfully quit smoking! With FREE Access To:

- QUITTING TIPS
- PERSONALIZED SUPPORT
- INFORMATION ABOUT QUITTING SMOKING

This label may not be the latest approved by FDA.
Current labeling information, please visit <https://www.fda.gov/drugs>

Nicotine Transdermal System

PATCH

21 mg delivered over 24 hours
STOP SMOKING AID

21mg

STEP 1



DO NOT OPEN POUCH UNTIL READY TO USE.

DIRECTIONS: Apply one patch to a dry, clean, hairless portion of upper body or arms. Refer to Self-Help Guide for detailed directions.

DO NOT CUT PATCH. KEEP OUT OF REACH OF CHILDREN AND PETS.

Used patches have enough nicotine to poison children and pets. If swallowed, get medical help or contact a Poison Control Center right away. Save pouch to use for patch disposal. Dispose of the used patch by folding sticky ends together and putting in pouch.

Store at 20-25°C (68-77°F).

DO NOT USE IF INDIVIDUAL POUCH IS OPEN OR TORN, OR IF PATCH IS CUT.

TO OPEN CUT ALONG DOTTED LINE



Distributed by:

Novartis Consumer Health, Inc.

Parsippany, NJ 07054-0622 ©2006 Novartis

EXP

LOT

28016F

This label may not be the latest approved by FDA.
For the most current labeling information, please visit <https://www.fda.gov/c>

Nicotine Transdermal System

PATCH ^{14 mg delivered over 24 hours} STOP SMOKING AID

14mg

STEP 2



DO NOT OPEN POUCH UNTIL READY TO USE.
DIRECTIONS: Apply one patch to a dry, clean, hairless portion of upper body or arms. Refer to Self-Help Guide for detailed directions.

DO NOT CUT PATCH. KEEP OUT OF REACH OF CHILDREN AND PETS. Used patches have enough nicotine to poison children and pets. If swallowed, get medical help or contact a Poison Control Center right away. Save pouch to use for patch disposal. Dispose of the used patch by folding sticky ends together and putting in pouch. Store at 20-25°C (68-77°F).

DO NOT USE IF INDIVIDUAL POUCH IS OPEN OR TORN, OR IF PATCH IS CUT.

Distributed by:
Novartis Consumer Health, Inc.
Parsippany, NJ 07054-0622 ©2006 Novartis

EXP

LOT

28015F

TO OPEN CUT ALONG DOTTED LINE



This label may not be the latest approved by FDA.
Labeling information, please visit <https://www.fda.gov>

Nicotine Transdermal System
PATCH 7 mg delivered over 24 hours
STOP SMOKING AID



EXP

7mg **STEP 3**

DO NOT OPEN POUCH UNTIL READY TO USE.

DIRECTIONS: Apply one patch to a dry, clean, hairless portion of upper body or arms. Refer to Self-Help Guide for detailed directions.

DO NOT CUT PATCH. KEEP OUT OF REACH OF CHILDREN AND PETS. Used patches have enough nicotine to poison children and pets. If swallowed, get medical help or contact a Poison Control Center right away. Save pouch to use for patch disposal. Dispose of the used patch by folding sticky ends together and putting in pouch.

Store at 20-25°C (68-77°F).

DO NOT USE IF INDIVIDUAL POUCH IS OPEN OR TORN, OR IF PATCH IS CUT.

Distributed by:

Novartis Consumer Health, Inc.

Parsippany, NJ 07054-0622 ©2006 Novartis

LOT

TO OPEN CUT ALONG DOTTED LINE



28014F