



STEP 1 TO INCREASE YOUR SUCCESS IN QUITTING:

1. You must be motivated to quit.
2. Use one patch daily according to directions.
3. It is important to complete treatment.
4. If you feel you need to use the patch for a longer period to keep from smoking, talk to your health care provider.
5. Use patch with a behavioral support program, such as the one described in the enclosed booklet.

See Coupon inside

NDC XXXXX-XXX-XX

HABITROL® TAKE CONTROL™



Nicotine Transdermal System

PATCH 21 mg delivered over 24 hours

STOP SMOKING AID

21 mg

Includes:
Behavior Support Program with self-help guide



IF YOU SMOKE **MORE THAN 10 CIGARETTES** PER DAY: START WITH **STEP 1**

IF YOU SMOKE **10 OR LESS CIGARETTES** PER DAY: START WITH **STEP 2**

2 PATCHES

The full course for **STEP 1** is 28 patches (4 weeks), this package contains 2 patches only. Read the enclosed self-help guide for additional information.

Distributed by:
Dr. Reddy's Laboratories, Inc.
Princeton, NJ 08540

- Not for sale to persons under 18 years of age.
- Proof of age required.
- Not for sale in vending machines or from any source where proof of age cannot be verified.

For your family's protection, patches are supplied in child-resistant pouches. Do not use if individual pouch is open or torn.

See self-help guide inside.

Drug Facts

Active ingredient (in each patch): Nicotine, 21 mg delivered over 24 hours... Stop smoking aid

Purpose: Use reduces withdrawal symptoms, including nicotine craving, associated with quitting smoking.

Warnings: If you are pregnant or breast-feeding, only use this medicine on the advice of your health care provider. Smoking can seriously harm your child. Try to stop smoking without using any nicotine replacement medicine. This medicine is believed to be safer than smoking. However, the risks to your child from this medicine are not fully known.

Ask a doctor before use if you have: heart disease, recent heart attack, or irregular heartbeat. Nicotine can increase your heart rate. High blood pressure not controlled with medication. Nicotine can increase your blood pressure. Can increase your blood pressure, because an allergy to adhesive tape or have skin problems, because you are more likely to get rashes. Stomach ulcer or diabetes. History of seizures.

Ask a doctor or pharmacist before use if you are: using a non-nicotine stop smoking drug for depression or asthma. taking a prescription medicine for depression or asthma. Your prescription dose may need to be adjusted.

When using this product: If you have vivid dreams or other sleep disturbances remove this patch at bedtime.

Stop use and ask a doctor if: skin redness caused by the patch does not go away after four days, or if your skin swells, or you get a rash. Irregular heartbeat or palpitations occur. You get symptoms of nicotine overdose, such as nausea, vomiting, dizziness, weakness and rapid heartbeat.

Keep out of reach of children and pets. Used patches have enough nicotine to poison children and pets. If swallowed, get medical help or contact a Poison Control Center right away. Save pouch to use for patch disposal. Dispose of the used patches by folding sticky ends together and putting in pouch.

Other information: Store at 20-25°C (68-77°F).

Inactive ingredients: acrylic adhesive, aluminum polyester, cellulose paper, methacrylic acid copolymer.

Comments or Questions? Call 1-800-585-9882 weekdays (9am-5pm ET) or visit us at www.habitrol.com

Drug Facts (continued)

Directions: If you are under 18 years of age, ask a doctor before use. Before using this product, read the enclosed self-help guide for complete directions and other information. Begin using the patch on your quit day. If you smoke more than 10 cigarettes per day, use the following schedule below:

Weeks 1 thru 4	STEP 1	use one 21 mg patch/day
Weeks 5 and 6	STEP 2	use one 14 mg patch/day
Weeks 7 and 8	STEP 3	use one 7 mg patch/day

If you smoke 10 or less cigarettes per day, start with Step 2 for 6 weeks, then Step 3 for 2 weeks.

Apply one new patch every 24 hours on skin that is dry, clean and hairless.

Remove backing from patch and immediately press onto skin, hold for 10 seconds.

Wash hands after applying or removing patch. Save pouch to use for patch disposal. Dispose of the used patches by folding sticky ends together and putting in pouch.

The used patch should be removed and a new one applied to a different skin site at the same time each day.

If you have vivid dreams, you may remove the patch at bedtime and apply a new one in the morning.

Do not wear more than one patch at a time.

Do not cut patch in half or into smaller pieces.

Do not leave patch on for more than 24 hours because it may irritate your skin and loses strength after 24 hours.

To avoid possible burns, remove patch before undergoing any MRI (magnetic resonance imaging) procedures.

It is important to complete treatment. If you feel you need to use the patch for a longer period to keep from smoking, talk to your health care provider.

Font & Format Specifications

Drug Facts (Title)	Font Name: Helvetica Neue LT Std 77 Bold Condensed Ob ique	10 point type
Drug Facts (continued)	Font Name: Helvetica Neue LT Std 77 Bold Condensed Oblique / Helvetica Neue LT Std 57 Condensed	8 point type
Headings	Font Name: Helvetica Neue LT Std 77 Bold Condensed Ob ique	8 point type
Subheading	Font Name: Helvetica Neue LT Std 77 Bold Condensed	6 point type
Body text	Font Name: Helvetica Neue LT Std 57 Condensed	6 point type
Bullets	Font Name: Helvetica Neue LT Std 57 Condensed	5 point type
Spacing of the hair lines from edge of box - i.e. Minimum of 2 spaces either side of Drug Fact Box		Yes
Tracking	0 Horizontal Scale	100%
Leading (Minimum space in body copy of Drug Facts)	6.5 pt.	Hairlines .5 pt.
Barlines	1.5 pt.	



STEP 1 TO INCREASE YOUR SUCCESS IN QUITTING:

1. You must be motivated to quit.
2. Use one patch daily according to directions.
3. It is important to complete treatment.
4. If you feel you need to use the patch for a longer period to keep from smoking, talk to your health care provider.
5. Use patch with a behavioral support program, such as the one described in the enclosed booklet.

NDC XXXXX-XXX-XX



Nicotine Transdermal System

PATCH 21 mg delivered over 24 hours

STOP SMOKING AID

21 mg

Includes:
Behavior Support Program with self-help guide

IF YOU SMOKE **MORE THAN 10 CIGARETTES**
PER DAY: START WITH **STEP 1**

IF YOU SMOKE **10 OR LESS CIGARETTES**
PER DAY: START WITH **STEP 2**



TM

4

PATCHES

The full course for **STEP 1** is 28 patches (4 weeks), this package contains 4 patches only. Read the enclosed self-help guide for additional information.

- Not for sale to persons under 18 years of age.
- Proof of age required.
- Not for sale in vending machines or from any source where proof of age cannot be verified.

Distributed by:
Dr. Reddy's Laboratories, Inc.
Princeton, NJ 08540

Comments or Questions? Call 1-800-585-9882

Inactive ingredients: acrylic adhesive, aluminum polyester, cellulose paper, methacrylic acid copolymer

Other information: store at 20-25°C (68-77°F) to your health care provider

Keep out of reach of children and pets. Used patches have enough nicotine to poison children and pets. If swallowed, get medical help or contact a Poison Control Center right away. Save pouch to use for patch disposal. Dispose of the used patches by folding sticky ends together and putting in pouch.

Stop use and ask a doctor if:

- you have wind dreams or other sleep disturbances remove this patch at bedtime
- you have wind dreams or other sleep disturbances remove this patch at bedtime
- your prescription dose may need to be adjusted.
- taking a prescription medicine for depression or asthma.
- using a non-nicotine stop smoking drug

When using this product:

- skin redness caused by the patch does not go away after four days, or if your skin swells, or you get a rash
- irregular heartbeat or palpitations occur
- you get symptoms of nicotine overdose, such as nausea, vomiting, dizziness, weakness and rapid heartbeat
- you have symptoms of an allergic reaction (such as difficulty breathing or rash)

Ask a doctor or pharmacist before use if you are:

- history of seizures.
- stomach ulcer or diabetes.
- you are more likely to get rashes.
- an allergy to adhesive tape or have skin problems, because can increase your blood pressure.
- high blood pressure not controlled with medication. Nicotine can increase your heart rate.
- heart disease, recent heart attack, or irregular heartbeat.

Ask a doctor before use if you have:

- the risks to your child from this medicine are not fully known.
- this medicine is believed to be safer than smoking. However, your child, try to stop smoking without using any nicotine replacement medicine. Smoking can seriously harm your child.

Warnings:

- If you are pregnant or breast-feeding, only use this medicine on the advice of your health care provider. Smoking can seriously harm your child.
- Nicotine can increase your heart rate.
- high blood pressure not controlled with medication. Nicotine can increase your blood pressure.
- an allergy to adhesive tape or have skin problems, because can increase your blood pressure.
- you are more likely to get rashes.
- stomach ulcer or diabetes.
- history of seizures.

Use: reduces withdrawal symptoms, including nicotine craving, associated with quitting smoking.

Active ingredient (in each patch): Nicotine, 21 mg delivered over 24 hours... Stop smoking aid

Purpose:

Directions:

- If you are under 18 years of age, ask a doctor before use for complete directions and other information
- begin using the patch on your quit day
- if you smoke more than 10 cigarettes per day, use the following schedule below:

STEP 1	STEP 2	STEP 3
use one 21 mg patch/day	use one 14 mg patch/day	use one 7 mg patch/day
Weeks 1 thru 4	Weeks 5 and 6	Weeks 7 and 8

Drug Facts (continued)

See self-help guide inside.

For your family's protection, patches are supplied in child-resistant pouches. Do not use if individual pouch is open or torn.

Font & Format Specifications		
Drug Facts (Title)	Font Name: Helvetica Neue LT Std 77 Bold Condensed Ob ique	10 point type
Drug Facts (continued)	Font Name: Helvetica Neue LT Std 77 Bold Condensed Oblique / Helvetica Neue LT Std 57 Condensed	8 point type
Headings	Font Name: Helvetica Neue LT Std 77 Bold Condensed Ob ique	8 point type
Subheading	Font Name: Helvetica Neue LT Std 77 Bold Condensed	6 point type
Body text	Font Name: Helvetica Neue LT Std 57 Condensed	6 point type
Bullets	Font Name: Helvetica Neue LT Std 57 Condensed	5 point type
Spacing of the hair lines from edge of box - i.e. Minimum of 2 spaces either side of Drug Fact Box		Yes
Tracking	0 Horizontal Scale	100%
Leading (Minimum space in body copy of Drug Facts)	6.5 pt. Hairlines	.5 pt.
Barlines	1.5 pt.	



STEP 1 TO INCREASE YOUR SUCCESS IN QUITTING:

1. You must be motivated to quit.
2. Use one patch daily according to directions.
3. It is important to complete treatment.
4. If you feel you need to use the patch for a longer period to keep from smoking, talk to your health care provider.
5. Use patch with a behavioral support program, such as the one described in the enclosed booklet.

See Coupon inside

NDC XXXXX-XXX-XX

HABITROL® TAKE CONTROL™



Nicotine Transdermal System

PATCH 21 mg delivered over 24 hours

STOP SMOKING AID

21 mg

Includes:
Behavior Support Program with self-help guide



IF YOU SMOKE **MORE THAN 10 CIGARETTES** PER DAY: START WITH **STEP 1**

IF YOU SMOKE **10 OR LESS CIGARETTES** PER DAY: START WITH **STEP 2**

4 PATCHES

The full course for **STEP 1** is 28 patches (4 weeks), this package contains 4 patches only. Read the enclosed self-help guide for additional information.

Distributed by:
Dr. Reddy's Laboratories, Inc.
Princeton, NJ 08540

- Not for sale to persons under 18 years of age.
- Proof of age required.
- Not for sale in vending machines or from any source where proof of age cannot be verified.

For your family's protection, patches are supplied in child-resistant pouches. Do not use if individual pouch is open or torn.

See self-help guide inside.



Drug Facts

Active ingredient (in each patch): Nicotine, 21 mg delivered over 24 hours... Stop smoking aid

Purpose: Use reduces withdrawal symptoms, including nicotine craving, associated with quitting smoking.

Warnings: If you are pregnant or breast-feeding, only use this medicine on the advice of your health care provider. Smoking can seriously harm your child. Try to stop smoking without using any nicotine replacement medicine. This medicine is believed to be safer than smoking. However, the risks to your child from this medicine are not fully known.

Ask a doctor before use if you have: heart disease, recent heart attack, or irregular heartbeat. Nicotine can increase your heart rate. High blood pressure not controlled with medication. Nicotine can increase your blood pressure. You are more likely to get rashes. An allergy to adhesive tape or have skin problems, because you are more likely to get rashes. Stomach ulcer or diabetes. History of seizures.

Ask a doctor or pharmacist before use if you are: using a non-nicotine stop smoking drug for depression or asthma. taking a prescription medicine for depression or asthma. Your prescription dose may need to be adjusted.

When using this product: If you have vivid dreams or other sleep disturbances remove this patch at bedtime.

Stop use and ask a doctor if: skin redness caused by the patch does not go away after four days, or if your skin swells, or you get a rash. Irregular heartbeat or palpitations occur. You get symptoms of nicotine overdose, such as nausea, vomiting, dizziness, weakness and rapid heartbeat.

Keep out of reach of children and pets. Used patches have enough nicotine to poison children and pets. If swallowed, get medical help or contact a Poison Control Center right away. Save pouch to use for patch disposal. Dispose of the used patches by folding sticky ends together and putting in pouch.

Other information: Store at 20-25°C (68-77°F).

Inactive ingredients: acrylic adhesive, aluminum polyester, cellulose paper, methacrylic acid copolymer.

Comments or Questions? Call 1-800-585-9882 weekdays (9am-5pm ET) or visit us at www.habitrol.com

Drug Facts (continued)

Directions: If you are under 18 years of age, ask a doctor before use. Before using this product, read the enclosed self-help guide for complete directions and other information.

Directions: begin using the patch on your quit day. If you smoke more than 10 cigarettes per day, use the following schedule below:

Weeks 1 thru 4	STEP 1	use one 21 mg patch/day
Weeks 5 and 6	STEP 2	use one 14 mg patch/day
Weeks 7 and 8	STEP 3	use one 7 mg patch/day

If you smoke 10 or less cigarettes per day, start with Step 2 for 6 weeks, then Step 3 for 2 weeks.

Apply one new patch every 24 hours on skin that is dry, clean and hairless.

Remove backing from patch and immediately press onto skin, hold for 10 seconds.

Wash hands after applying or removing patch. Save pouch to use for patch disposal. Dispose of the used patches by folding sticky ends together and putting in pouch.

The used patch should be removed and a new one applied to a different skin site at the same time each day.

If you have vivid dreams, you may remove the patch at bedtime and apply a new one in the morning.

Do not wear more than one patch at a time.

Do not cut patch in half or into smaller pieces.

Do not leave patch on for more than 24 hours because it may irritate your skin and loses strength after 24 hours.

To avoid possible burns, remove patch before undergoing any MRI (magnetic resonance imaging) procedures.

It is important to complete treatment. If you feel you need to use the patch for a longer period to keep from smoking, talk to your health care provider.

Font & Format Specifications		
Drug Facts (Title)	Font Name: Helvetica Neue LT Std 77 Bold Condensed Ob ique	10 point type
Drug Facts (continued)	Font Name: Helvetica Neue LT Std 77 Bold Condensed Oblique / Helvetica Neue LT Std 57 Condensed	8 point type
Headings	Font Name: Helvetica Neue LT Std 77 Bold Condensed Ob ique	8 point type
Subheading	Font Name: Helvetica Neue LT Std 77 Bold Condensed	6 point type
Body text	Font Name: Helvetica Neue LT Std 57 Condensed	6 point type
Bullets	Font Name: Helvetica Neue LT Std 57 Condensed	5 point type
Spacing of the hair lines from edge of box - i.e. Minimum of 2 spaces either side of Drug Fact Box		Yes
Tracking	0 Horizontal Scale:	100%
Leading (Minimum space in body copy of Drug Facts)	6.5 pt.	Hairlines .5 pt.
Barlines	1.5 pt.	

Drug Facts
Active ingredient (in each patch) Purpose
Nicotine, 21 mg delivered over 24 hours.....Stop smoking aid

Use reduces withdrawal symptoms, including nicotine craving, associated with quitting smoking.

Warnings
If you are pregnant or breast-feeding, only use this medicine on the advice of your health care provider. Smoking can seriously harm your child. Try to stop smoking without using any nicotine replacement medicine. This medicine is believed to be safer than smoking. However, the risks to your child from this medicine are not fully known.

Ask a doctor before use if you have
• heart disease, recent heart attack, or irregular heartbeat. Nicotine can increase your heart rate.
• high blood pressure not controlled with medication. Nicotine can increase your blood pressure.
• an allergy to adhesive tape or have skin problems, because you are more likely to get rashes.
• stomach ulcer or diabetes.
• history of seizures.

Ask a doctor or pharmacist before use if you are
• using a non-nicotine stop smoking drug
• taking a prescription medicine for depression or asthma. Your prescription dose may need to be adjusted.

When using this product
• if you have vivid dreams or other sleep disturbances remove this patch at bedtime

Stop use and ask a doctor if
• skin redness caused by the patch does not go away after four days, or if your skin swells, or you get a rash
• irregular heartbeat or palpitations occur
• you get symptoms of nicotine overdose, such as nausea, vomiting, dizziness, weakness and rapid heartbeat
• you have symptoms of an allergic reaction (such as difficulty breathing or rash)

Keep out of reach of children and pets. Used patches have enough nicotine to poison children and pets. If swallowed, get medical help or contact a Poison Control Center right away. Save pouch to use for patch disposal. Dispose of the used patches by folding sticky ends together and putting in pouch.

Directions
• If you are under 18 years of age, ask a doctor before use
• before using this product, read the enclosed self-help guide for complete directions and other information
• begin using the patch on your quit day
• if you smoke **more than 10 cigarettes per day**, use the following schedule below:

Weeks 1 thru 4	Weeks 5 and 6	Weeks 7 and 8
STEP 1 use one 21 mg patch/day	STEP 2 use one 14 mg patch/day	STEP 3 use one 7 mg patch/day

- if you smoke **10 or less cigarettes per day**, start with **Step 2** for 6 weeks, then **Step 3** for 2 weeks
- apply one new patch every 24 hours on skin that is dry, clean and hairless
- remove backing from patch and immediately press onto skin. Hold for 10 seconds.
- wash hands after applying or removing patch. Save pouch to use for patch disposal. Dispose of the used patches by folding sticky ends together and putting in pouch.
- the used patch should be removed and a new one applied to a different skin site at the same time each day
- if you have vivid dreams, you may remove the patch at bedtime and apply a new one in the morning
- do not wear more than one patch at a time
- do not cut patch in half or into smaller pieces
- do not leave patch on for more than 24 hours because it may irritate your skin and loses strength after 24 hours
- to avoid possible burns, remove patch before undergoing any MRI (magnetic resonance imaging) procedures
- it is important to complete treatment. If you feel you need to use the patch for a longer period to keep from smoking, talk to your health care provider.

Other information • store at 20-25°C (68-77°F)

Inactive ingredients acrylate adhesive, aluminumized polyester, cellulose paper, methacrylic acid copolymer

Comments or Questions? Call 1-800-585-8682 Weekdays (9am-8pm ET) or visit us at www.habitrol.com

See bottom panel for lot number and expiration date.

- Not for sale to persons under 18 years of age.
- Proof of age required.
- Not for sale in vending machines or from any source where proof of age cannot be verified.

Nicotine Transdermal System PATCH
21 mg delivered over 24 hours
STOP SMOKING AID



For your family's protection, patches are supplied in child-resistant pouches.
Do not use if individual pouch is open or torn.

See self-help guide inside.



TO INCREASE YOUR SUCCESS IN QUITTING:

1. You must be motivated to quit.
2. Use one patch daily according to directions.
3. It is important to complete treatment.
4. If you feel you need to use the patch for a longer period to keep from smoking, talk to your health care provider.
5. Use patch with a behavioral support program, such as the one described in the enclosed booklet.

NDC XXXXX-XXX-XX

HABITROL® TAKE CONTROL™



Nicotine Transdermal System PATCH
21 mg delivered over 24 hours
STOP SMOKING AID



Nicotine Transdermal System PATCH 21 mg delivered over 24 hours
STOP SMOKING AID

21 mg



Includes:
Behavior Support Program with self-help guide

IF YOU SMOKE **MORE THAN 10 CIGARETTES PER DAY:** START WITH STEP 1

IF YOU SMOKE **10 OR LESS CIGARETTES PER DAY:** START WITH STEP 2

The full treatment course for STEP 1 is 28 patches (4 weeks), this package contains 7 patches (1 week course) only. Read the enclosed self-help guide for additional information.

7 PATCHES (1 WEEK KIT)

Distributed by:
Dr. Reddy's Laboratories, Inc.
Princeton, NJ 08540



Font & Format Specifications		
Drug Facts (Title)	Font Name: Helvetica Neue LT Std 77 Bold Condensed Oblique	10 point type
Drug Facts (continued)	N/A	N/A
Headings	Font Name: Helvetica Neue LT Std 77 Bold Condensed Oblique	8 point type
Subheading	Font Name: Helvetica Neue LT Std 77 Bold Condensed	6 point type
Body text	Font Name: Helvetica Neue LT Std 57 Condensed	6 point type
Bullets	Font Name: Helvetica Neue LT Std 57 Condensed	5 point type
Spacing of the hair lines from edge of box - i.e. Minimum of 2 spaces either side of Drug Fact Box		Yes
Tracking	0	Horizontal Scale: 100%
Leading (Minimum space in body copy of Drug Facts)	6.5 pt.	Hairlines .5 pt.
Barlines	1.5 pt.	

Drug Facts

Active ingredient (in each patch) Nicotine, 21 mg delivered over 24 hours. **Purpose** Stop smoking aid

Use reduces withdrawal symptoms, including nicotine craving, associated with quitting smoking.

Warnings
If you are pregnant or breast-feeding, only use this medicine on the advice of your health care provider. Smoking can seriously harm your child. Try to stop smoking without using any nicotine replacement medicine. This medicine is believed to be safer than smoking. However, the risks to your child from this medicine are not fully known.

Ask a doctor before use if you have

- heart disease, recent heart attack, or irregular heartbeat. Nicotine can increase your heart rate.
- high blood pressure not controlled with medication. Nicotine can increase your blood pressure.
- an allergy to adhesive tape or have skin problems, because you are more likely to get rashes.
- stomach ulcer or diabetes.
- history of seizures.

Ask a doctor or pharmacist before use if you are

- using a non-nicotine stop smoking drug
- taking a prescription medicine for depression or asthma. Your prescription dose may need to be adjusted.

When using this product

- if you have vivid dreams or other sleep disturbances remove this patch at bedtime

Stop use and ask a doctor if

- skin redness caused by the patch does not go away after four days, or if your skin swells, or you get a rash
- irregular heartbeat or palpitations occur
- you get symptoms of nicotine overdose, such as nausea, vomiting, dizziness, weakness and rapid heartbeat
- you have symptoms of an allergic reaction (such as difficulty breathing or rash)

Keep out of reach of children and pets. Used patches have enough nicotine to poison children and pets. If swallowed, get medical help or contact a Poison Control Center right away. Save pouch to use for patch disposal. Dispose of the used patches by folding sticky ends together and putting in pouch.

Directions

- if you are under 18 years of age, ask a doctor before use
- before using this product, read the enclosed self-help guide for complete directions and other information
- begin using the patch on your quit day
- if you smoke more than 10 cigarettes per day, use the following schedule below:

Weeks 1 thru 4	Weeks 5 and 6	Weeks 7 and 8
STEP 1 use one 21 mg patch/day	STEP 2 use one 14 mg patch/day	STEP 3 use one 7 mg patch/day

- if you smoke 10 or less cigarettes per day, start with Step 2 for 6 weeks, then Step 3 for 2 weeks
- apply one new patch every 24 hours on skin that is dry, clean and hairless
- remove backing from patch and immediately press onto skin. Hold for 10 seconds.
- wash hands after applying or removing patch. Save pouch to use for patch disposal. Dispose of the used patches by folding sticky ends together and putting in pouch.
- the used patch should be removed and a new one applied to a different skin site at the same time each day
- if you have vivid dreams, you may remove the patch at bedtime and apply a new one in the morning
- do not wear more than one patch at a time
- do not cut patch in half or into smaller pieces
- do not leave patch on for more than 24 hours because it may irritate your skin and loses strength after 24 hours
- to avoid possible burns, remove patch before undergoing any MRI (magnetic resonance imaging) procedures
- it is important to complete treatment. If you feel you need to use the patch for a longer period to keep from smoking, talk to your health care provider.

Other information • store at 20-25°C (68-77°F)

Inactive ingredients acrylate adhesive, aluminumized polyester, cellulose paper, methacrylic acid copolymer

Comments or Questions? Call 1-800-585-8682 Weekdays (9am-8pm ET) or visit us at www.habitrol.com

See bottom panel for lot number and expiration date.

- Not for sale to persons under 18 years of age.
- Proof of age required.
- Not for sale in vending machines or from any source where proof of age cannot be verified.

Nicotine Transdermal System PATCH
21 mg delivered over 24 hours
STOP SMOKING AID



For your family's protection, patches are supplied in child-resistant pouches.
Do not use if individual pouch is open or torn.

See self-help guide inside.

See Coupon inside

Nicotine Transdermal System PATCH

21 mg delivered over 24 hours
STOP SMOKING AID

21 mg
Includes:
Behavior Support Program with self-help guide

IF YOU SMOKE **MORE** THAN 10 CIGARETTES PER DAY: START WITH STEP 1
IF YOU SMOKE 10 OR **LESS** CIGARETTES PER DAY: START WITH STEP 2

The full treatment course for STEP 1 is 28 patches (4 weeks), this package contains 7 patches (1 week course) only. Read the enclosed self-help guide for additional information.

7 PATCHES (1 WEEK KIT)



TO INCREASE YOUR SUCCESS IN QUITTING:

- You must be motivated to quit.
- Use one patch daily according to directions.
- It is important to complete treatment.
- If you feel you need to use the patch for a longer period to keep from smoking, talk to your health care provider.
- Use patch with a behavioral support program, such as the one described in the enclosed booklet.

NDC XXXXX-XXX-XX


HABITROL® TAKE CONTROL™



Nicotine Transdermal System PATCH
21 mg delivered over 24 hours
STOP SMOKING AID



Distributed by:
Dr. Reddy's Laboratories, Inc.
Princeton, NJ 08540



8 48985 00154 0

Font & Format Specifications		
Drug Facts (Title)	Font Name: Helvetica Neue LT Std 77 Bold Condensed Oblique	10 point type
Drug Facts (continued)	N/A	N/A
Headings	Font Name: Helvetica Neue LT Std 77 Bold Condensed Oblique	8 point type
Subheading	Font Name: Helvetica Neue LT Std 77 Bold Condensed	6 point type
Body text	Font Name: Helvetica Neue LT Std 57 Condensed	6 point type
Bullets	Font Name: Helvetica Neue LT Std 57 Condensed	5 point type
Spacing of the hair lines from edge of box - i.e. Minimum of 2 spaces either side of Drug Fact Box		Yes
Tracking	0	Horizontal Scale: 100%
Leading (Minimum space in body copy of Drug Facts)	6.5 pt.	Hairlines .5 pt.
Barlines	1.5 pt.	

Drug Facts
Active ingredient (in each patch)
Nicotine, 21 mg delivered over 24 hours.....**Purpose**
Stop smoking aid

Use reduces withdrawal symptoms, including nicotine craving, associated with quitting smoking.

Warnings
If you are pregnant or breast-feeding, only use this medicine on the advice of your health care provider. Smoking can seriously harm your child. Try to stop smoking without using any nicotine replacement medicine. This medicine is believed to be safer than smoking. However, the risks to your child from this medicine are not fully known.

Ask a doctor before use if you have
• heart disease, recent heart attack, or irregular heartbeat. Nicotine can increase your heart rate.
• high blood pressure not controlled with medication. Nicotine can increase your blood pressure.
• an allergy to adhesive tape or have skin problems, because you are more likely to get rashes.
• stomach ulcer or diabetes.
• history of seizures.

Ask a doctor or pharmacist before use if you are
• using a non-nicotine stop smoking drug
• taking a prescription medicine for depression or asthma. Your prescription dose may need to be adjusted.

When using this product
• if you have vivid dreams or other sleep disturbances remove this patch at bedtime

Stop use and ask a doctor if
• skin redness caused by the patch does not go away after four days, or if your skin swells, or you get a rash
• irregular heartbeat or palpitations occur
• you get symptoms of nicotine overdose, such as nausea, vomiting, dizziness, weakness and rapid heartbeat
• you have symptoms of an allergic reaction (such as difficulty breathing or rash)

Keep out of reach of children and pets. Used patches have enough nicotine to poison children and pets. If swallowed, get medical help or contact a Poison Control Center right away. Save pouch to use for patch disposal. Dispose of the used patches by folding sticky ends together and putting in pouch.

Directions
• If you are under 18 years of age, ask a doctor before use
• before using this product, read the enclosed self-help guide for complete directions and other information
• begin using the patch on your quit day
• if you smoke more than 10 cigarettes per day, use the following schedule below:

Weeks 1 thru 4	Weeks 5 and 6	Weeks 7 and 8
STEP 1 use one 21 mg patch/day	STEP 2 use one 14 mg patch/day	STEP 3 use one 7 mg patch/day

- if you smoke 10 or less cigarettes per day, start with Step 2 for 6 weeks, then Step 3 for 2 weeks
- apply one new patch every 24 hours on skin that is dry, clean and hairless
- remove backing from patch and immediately press onto skin. Hold for 10 seconds.
- wash hands after applying or removing patch. Save pouch to use for patch disposal. Dispose of the used patches by folding sticky ends together and putting in pouch.
- the used patch should be removed and a new one applied to a different skin site at the same time each day
- if you have vivid dreams, you may remove the patch at bedtime and apply a new one in the morning
- do not wear more than one patch at a time
- do not cut patch in half or into smaller pieces
- do not leave patch on for more than 24 hours because it may irritate your skin and loses strength after 24 hours
- to avoid possible burns, remove patch before undergoing any MRI (magnetic resonance imaging) procedures
- it is important to complete treatment. If you feel you need to use the patch for a longer period to keep from smoking, talk to your health care provider.

Other information • store at 20-25°C (68-77°F)

Inactive ingredients acrylate adhesive, aluminumized polyester, cellulose paper, methacrylic acid copolymer

Comments or Questions? Call 1-800-585-8682 Weekdays (9am-8pm ET) or visit us at www.habitrol.com

See bottom panel for lot number and expiration date.

- Not for sale to persons under 18 years of age.
- Proof of age required.
- Not for sale in vending machines or from any source where proof of age cannot be verified.

Nicotine Transdermal System PATCH
21 mg delivered over 24 hours
STOP SMOKING AID



For your family's protection, patches are supplied in child-resistant pouches.
Do not use if individual pouch is open or torn.

See self-help guide inside.

STEP 1 TO INCREASE YOUR SUCCESS IN QUITTING:

1. You must be motivated to quit.
2. Use one patch daily according to directions.
3. It is important to complete treatment.
4. If you feel you need to use the patch for a longer period to keep from smoking, talk to your health care provider.
5. Use patch with a behavioral support program, such as the one described in the enclosed booklet.


Nicotine Transdermal System PATCH
21 mg delivered over 24 hours
STOP SMOKING AID
SAVE \$3.00
PEEL AND SAVE INSTANT REDEEMABLE COUPON



Nicotine Transdermal System PATCH
21 mg delivered over 24 hours
STOP SMOKING AID

21 mg

Includes:
Behavior Support Program with self-help guide



IF YOU SMOKE **MORE** THAN 10 CIGARETTES PER DAY: START WITH STEP 1
IF YOU SMOKE 10 OR **LESS** CIGARETTES PER DAY: START WITH STEP 2

The full treatment course for STEP 1 is 28 patches (4 weeks), this package contains 7 patches (1 week course) only. Read the enclosed self-help guide for additional information.

7 PATCHES (1 WEEK KIT)

Nicotine Transdermal System PATCH
21 mg delivered over 24 hours
STOP SMOKING AID



Distributed by:
Dr. Reddy's Laboratories, Inc.
Princeton, NJ 08540



Font & Format Specifications

Drug Facts (Title)	Font Name: Helvetica Neue LT Std 77 Bold Condensed Oblique	10 point type
Drug Facts (continued)	N/A	N/A
Headings	Font Name: Helvetica Neue LT Std 77 Bold Condensed Oblique	8 point type
Subheading	Font Name: Helvetica Neue LT Std 77 Bold Condensed	6 point type
Body text	Font Name: Helvetica Neue LT Std 57 Condensed	6 point type
Bullets	Font Name: Helvetica Neue LT Std 57 Condensed	5 point type
Spacing of the hair lines from edge of box - i.e. Minimum of 2 spaces either side of Drug Fact Box		Yes
Tracking	0	Horizontal Scale: 100%
Loading (Minimum space in body copy of Drug Facts)	6.5 pt.	Hairlines: .5 pt.
Barlines	1.5 pt.	

Drug Facts

Active ingredient (in each patch) Nicotine, 21 mg delivered over 24 hours. **Purpose** Stop smoking aid

Use reduces withdrawal symptoms, including nicotine craving, associated with quitting smoking.

Warnings
If you are pregnant or breast-feeding, only use this medicine on the advice of your health care provider. Smoking can seriously harm your child. Try to stop smoking without using any nicotine replacement medicine. This medicine is believed to be safer than smoking. However, the risks to your child from this medicine are not fully known.

Ask a doctor before use if you have

- heart disease, recent heart attack, or irregular heartbeat. Nicotine can increase your heart rate.
- high blood pressure not controlled with medication. Nicotine can increase your blood pressure.
- an allergy to adhesive tape or have skin problems, because you are more likely to get rashes.
- stomach ulcer or diabetes.
- history of seizures.

Ask a doctor or pharmacist before use if you are

- using a non-nicotine stop smoking drug
- taking a prescription medicine for depression or asthma. Your prescription dose may need to be adjusted.

When using this product

- if you have vivid dreams or other sleep disturbances remove this patch at bedtime

Stop use and ask a doctor if

- skin redness caused by the patch does not go away after four days, or if your skin swells, or you get a rash
- irregular heartbeat or palpitations occur
- you get symptoms of nicotine overdose, such as nausea, vomiting, dizziness, weakness and rapid heartbeat
- you have symptoms of an allergic reaction (such as difficulty breathing or rash)

Keep out of reach of children and pets. Used patches have enough nicotine to poison children and pets. If swallowed, get medical help or contact a Poison Control Center right away. Save pouch to use for patch disposal. Dispose of the used patches by folding sticky ends together and putting in pouch.

Directions

- if you are under 18 years of age, ask a doctor before use
- before using this product, read the enclosed self-help guide for complete directions and other information
- begin using the patch on your quit day
- if you smoke **more than 10 cigarettes per day**, use the following schedule below:

Weeks 1 thru 4	Weeks 5 and 6	Weeks 7 and 8
STEP 1 use one 21 mg patch/day	STEP 2 use one 14 mg patch/day	STEP 3 use one 7 mg patch/day

- if you smoke **10 or less cigarettes per day**, start with **Step 2** for 6 weeks, then **Step 3** for 2 weeks
- apply one new patch every 24 hours on skin that is dry, clean and hairless
- remove backing from patch and immediately press onto skin. Hold for 10 seconds.
- wash hands after applying or removing patch. Save pouch to use for patch disposal. Dispose of the used patches by folding sticky ends together and putting in pouch.
- the used patch should be removed and a new one applied to a different skin site at the same time each day
- if you have vivid dreams, you may remove the patch at bedtime and apply a new one in the morning
- do not wear more than one patch at a time
- do not cut patch in half or into smaller pieces
- do not leave patch on for more than 24 hours because it may irritate your skin and loses strength after 24 hours
- to avoid possible burns, remove patch before undergoing any MRI (magnetic resonance imaging) procedures
- it is important to complete treatment. If you feel you need to use the patch for a longer period to keep from smoking, talk to your health care provider.

Other information • store at 20-25°C (68-77°F)

Inactive ingredients acrylate adhesive, aluminumized polyester, cellulose paper, methacrylic acid copolymer

Comments or Questions? Call 1-800-585-8682 Weekdays (9am-8pm ET) or visit us at www.habitrol.com

See bottom panel for lot number and expiration date.

- Not for sale to persons under 18 years of age.
- Proof of age required.
- Not for sale in vending machines or from any source where proof of age cannot be verified.

Nicotine Transdermal System PATCH 21 mg delivered over 24 hours STOP SMOKING AID



For your family's protection, patches are supplied in child-resistant pouches. Do not use if individual pouch is open or torn.

See self-help guide inside.



TO INCREASE YOUR SUCCESS IN QUITTING:

1. You must be motivated to quit.
2. Use one patch daily according to directions.
3. It is important to complete treatment.
4. If you feel you need to use the patch for a longer period to keep from smoking, talk to your health care provider.
5. Use patch with a behavioral support program, such as the one described in the enclosed booklet.

NDC XXXXX-XXX-XX

HABITROL® TAKE CONTROL™



Nicotine Transdermal System PATCH 21 mg delivered over 24 hours STOP SMOKING AID



Nicotine Transdermal System PATCH 21 mg delivered over 24 hours STOP SMOKING AID

21 mg



Includes:
Behavior Support Program with self-help guide

IF YOU SMOKE **MORE** THAN 10 CIGARETTES PER DAY: START WITH STEP 1

IF YOU SMOKE 10 OR **LESS** CIGARETTES PER DAY: START WITH STEP 2

The full treatment course for STEP 1 is 28 patches (4 weeks), this package contains 14 patches (2 week course) only. Read the enclosed self-help guide for additional information.

14 PATCHES (2 WEEK KIT)

Distributed by: Dr. Reddy's Laboratories, Inc. Princeton, NJ 08540



Font & Format Specifications		
Drug Facts (Title)	Font Name: Helvetica Neue LT Std 77 Bo d Condensed Oblique	10 point type
Drug Facts (continued)	N/A	N/A
Headings	Font Name: Helvetica Neue LT Std 77 Bold Condensed Oblique	8 point type
Subheading	Font Name: Helvetica Neue LT Std 77 Bold Condensed	6 point type
Body text	Font Name: Helvetica Neue LT Std 57 Condensed	6 point type
Bullets	Font Name: Helvetica Neue LT Std 57 Condensed	5 point type
Spacing of the hair lines from edge of box--i.e. Minimum of 2 spaces either side of Drug Fact Box		Yes
Tracking	0	100%
Leading (Minimum space in body copy of Drug Facts)	6.5 pt.	Horizontal Scale: .5 pt.
Baselines	1.5 pt.	

Drug Facts

Active ingredient (in each patch) **Purpose**
Nicotine, 21 mg delivered over 24 hours.....Stop smoking aid

Use reduces withdrawal symptoms, including nicotine craving, associated with quitting smoking.

Warnings
If you are pregnant or breast-feeding, only use this medicine on the advice of your health care provider. Smoking can seriously harm your child. Try to stop smoking without using any nicotine replacement medicine. This medicine is believed to be safer than smoking. However, the risks to your child from this medicine are not fully known.

Ask a doctor before use if you have

- heart disease, recent heart attack, or irregular heartbeat. Nicotine can increase your heart rate.
- high blood pressure not controlled with medication. Nicotine can increase your blood pressure.
- an allergy to adhesive tape or have skin problems, because you are more likely to get rashes.
- stomach ulcer or diabetes.
- history of seizures.

Ask a doctor or pharmacist before use if you are

- using a non-nicotine stop smoking drug
- taking a prescription medicine for depression or asthma. Your prescription dose may need to be adjusted.

When using this product

- if you have vivid dreams or other sleep disturbances remove this patch at bedtime

Stop use and ask a doctor if

- skin redness caused by the patch does not go away after four days, or if your skin swells, or you get a rash
- irregular heartbeat or palpitations occur
- you get symptoms of nicotine overdose, such as nausea, vomiting, dizziness, weakness and rapid heartbeat
- you have symptoms of an allergic reaction (such as difficulty breathing or rash)

Keep out of reach of children and pets. Used patches have enough nicotine to poison children and pets. If swallowed, get medical help or contact a Poison Control Center right away. Save pouch to use for patch disposal. Dispose of the used patches by folding sticky ends together and putting in pouch.

Directions

- if you are under 18 years of age, ask a doctor before use
- before using this product, read the enclosed self-help guide for complete directions and other information
- begin using the patch on your quit day
- if you smoke **more than 10 cigarettes per day**, use the following schedule below:

Weeks 1 thru 4	Weeks 5 and 6	Weeks 7 and 8
STEP 1 use one 21 mg patch/day	STEP 2 use one 14 mg patch/day	STEP 3 use one 7 mg patch/day

- if you smoke **10 or less cigarettes per day**, start with **Step 2** for 6 weeks, then **Step 3** for 2 weeks
- apply one new patch every 24 hours on skin that is dry, clean and hairless
- remove backing from patch and immediately press onto skin. Hold for 10 seconds.
- wash hands after applying or removing patch. Save pouch to use for patch disposal. Dispose of the used patches by folding sticky ends together and putting in pouch.
- the used patch should be removed and a new one applied to a different skin site at the same time each day
- if you have vivid dreams, you may remove the patch at bedtime and apply a new one in the morning
- do not wear more than one patch at a time
- do not cut patch in half or into smaller pieces
- do not leave patch on for more than 24 hours because it may irritate your skin and loses strength after 24 hours
- to avoid possible burns, remove patch before undergoing any MRI (magnetic resonance imaging) procedures
- it is important to complete treatment. If you feel you need to use the patch for a longer period to keep from smoking, talk to your health care provider.

Other information • store at 20-25°C (68-77°F)

Inactive ingredients acrylate adhesive, aluminumized polyester, cellulose paper, methacrylic acid copolymer

Comments or Questions? Call 1-800-585-8682 Weekdays (9am-8pm ET) or visit us at www.habitrol.com

See bottom panel for lot number and expiration date.

- Not for sale to persons under 18 years of age.
- Proof of age required.
- Not for sale in vending machines or from any source where proof of age cannot be verified.

Nicotine Transdermal System
PATCH
21 mg delivered over 24 hours
STOP SMOKING AID



For your family's protection, patches are supplied in child-resistant pouches.
Do not use if individual pouch is open or torn.

See self-help guide inside.



TO INCREASE YOUR SUCCESS IN QUITTING:

- You must be motivated to quit.
- Use one patch daily according to directions.
- It is important to complete treatment.
- If you feel you need to use the patch for a longer period to keep from smoking, talk to your health care provider.
- Use patch with a behavioral support program, such as the one described in the enclosed booklet.

See Coupon inside

NDC XXXXX-XXX-XX

HABITROL® TAKE CONTROL™



Nicotine Transdermal System
PATCH
21 mg delivered over 24 hours
STOP SMOKING AID



Nicotine Transdermal System
PATCH 21 mg delivered over 24 hours
STOP SMOKING AID

21 mg



Includes:
Behavior Support Program with self-help guide

IF YOU SMOKE **MORE** THAN 10 CIGARETTES PER DAY: START WITH STEP 1
IF YOU SMOKE 10 OR **LESS** CIGARETTES PER DAY: START WITH STEP 2

The full treatment course for STEP 1 is 28 patches (4 weeks), this package contains 14 patches (2 week course) only. Read the enclosed self-help guide for additional information.

14
PATCHES
(2 WEEK KIT)

Distributed by:
Dr. Reddy's Laboratories, Inc.
Princeton, NJ 08540



8 48985 00152 6

Font & Format Specifications		
Drug Facts (Title)	Font Name: Helvetica Neue LT Std 77 Bo d Condensed Oblique	10 point type
Drug Facts (continued)	N/A	N/A
Headings	Font Name: Helvetica Neue LT Std 77 Bold Condensed Oblique	8 point type
Subheading	Font Name: Helvetica Neue LT Std 77 Bold Condensed	6 point type
Body text	Font Name: Helvetica Neue LT Std 57 Condensed	6 point type
Bullets	Font Name: Helvetica Neue LT Std 57 Condensed	5 point type
Spacing of the hair lines from edge of box--i.e. Minimum of 2 spaces either side of Drug Fact Box		Yes
Tracking	0	100%
Leading (Minimum space in body copy of Drug Facts)	6.5 pt.	Horizontal Scale:
Baselines	1.5 pt.	Hairlines
		.5 pt.

Drug Facts

Active ingredient (in each patch) Nicotine, 21 mg delivered over 24 hours. **Purpose** Stop smoking aid

Use reduces withdrawal symptoms, including nicotine craving, associated with quitting smoking.

Warnings
If you are pregnant or breast-feeding, only use this medicine on the advice of your health care provider. Smoking can seriously harm your child. Try to stop smoking without using any nicotine replacement medicine. This medicine is believed to be safer than smoking. However, the risks to your child from this medicine are not fully known.

Ask a doctor before use if you have

- heart disease, recent heart attack, or irregular heartbeat. Nicotine can increase your heart rate.
- high blood pressure not controlled with medication. Nicotine can increase your blood pressure.
- an allergy to adhesive tape or have skin problems, because you are more likely to get rashes.
- stomach ulcer or diabetes.
- history of seizures.

Ask a doctor or pharmacist before use if you are

- using a non-nicotine stop smoking drug
- taking a prescription medicine for depression or asthma. Your prescription dose may need to be adjusted.

When using this product

- if you have vivid dreams or other sleep disturbances remove this patch at bedtime

Stop use and ask a doctor if

- skin redness caused by the patch does not go away after four days, or if your skin swells, or you get a rash
- irregular heartbeat or palpitations occur
- you get symptoms of nicotine overdose, such as nausea, vomiting, dizziness, weakness and rapid heartbeat
- you have symptoms of an allergic reaction (such as difficulty breathing or rash)

Keep out of reach of children and pets. Used patches have enough nicotine to poison children and pets. If swallowed, get medical help or contact a Poison Control Center right away. Save pouch to use for patch disposal. Dispose of the used patches by folding sticky ends together and putting in pouch.

Directions

- if you are under 18 years of age, ask a doctor before use
- before using this product, read the enclosed self-help guide for complete directions and other information
- begin using the patch on your quit day
- if you smoke more than 10 cigarettes per day, use the following schedule below:

Weeks 1 thru 4	Weeks 5 and 6	Weeks 7 and 8
STEP 1 use one 21 mg patch/day	STEP 2 use one 14 mg patch/day	STEP 3 use one 7 mg patch/day

- if you smoke 10 or less cigarettes per day, start with Step 2 for 6 weeks, then Step 3 for 2 weeks
- apply one new patch every 24 hours on skin that is dry, clean and hairless
- remove backing from patch and immediately press onto skin. Hold for 10 seconds.
- wash hands after applying or removing patch. Save pouch to use for patch disposal. Dispose of the used patches by folding sticky ends together and putting in pouch.
- the used patch should be removed and a new one applied to a different skin site at the same time each day
- if you have vivid dreams, you may remove the patch at bedtime and apply a new one in the morning
- do not wear more than one patch at a time
- do not cut patch in half or into smaller pieces
- do not leave patch on for more than 24 hours because it may irritate your skin and loses strength after 24 hours
- to avoid possible burns, remove patch before undergoing any MRI (magnetic resonance imaging) procedures
- it is important to complete treatment. If you feel you need to use the patch for a longer period to keep from smoking, talk to your health care provider.

Other information • store at 20-25°C (68-77°F)

Inactive ingredients acrylate adhesive, aluminumized polyester, cellulose paper, methacrylic acid copolymer

Comments or Questions? Call 1-800-585-8682 Weekdays (9am-8pm ET) or visit us at www.habitrol.com

See bottom panel for lot number and expiration date.

• Not for sale to persons under 18 years of age.
• Proof of age required.
• Not for sale in vending machines or from any source where proof of age cannot be verified.

Nicotine Transdermal System PATCH
21 mg delivered over 24 hours
STOP SMOKING AID



For your family's protection, patches are supplied in child-resistant pouches.
Do not use if individual pouch is open or torn.

See self-help guide inside.



TO INCREASE YOUR SUCCESS IN QUITTING:

1. You must be motivated to quit.
2. Use one patch daily according to directions.
3. It is important to complete treatment.
4. If you feel you need to use the patch for a longer period to keep from smoking, talk to your health care provider.
5. Use patch with a behavioral support program, such as the one described in the enclosed booklet.

Nicotine Transdermal System PATCH
21 mg delivered over 24 hours
STOP SMOKING AID
SAVE \$3.00
PEEL AND SAVE INSTANT REDEEMABLE COUPON



Nicotine Transdermal System PATCH
21 mg delivered over 24 hours
STOP SMOKING AID



Nicotine Transdermal System PATCH 21 mg delivered over 24 hours
STOP SMOKING AID

21 mg

Includes:
Behavior Support Program with self-help guide



IF YOU SMOKE **MORE** THAN 10 CIGARETTES PER DAY: START WITH STEP 1

IF YOU SMOKE 10 OR **LESS** CIGARETTES PER DAY: START WITH STEP 2

The full treatment course for STEP 1 is 28 patches (4 weeks), this package contains 14 patches (2 week course) only. Read the enclosed self-help guide for additional information.

14 PATCHES (2 WEEK KIT)

Distributed by:
Dr. Reddy's Laboratories, Inc.
Princeton, NJ 08540



Font & Format Specifications		
Drug Facts (Title)	Font Name: Helvetica Neue LT Std 77 Bo d Condensed Oblique	10 point type
Drug Facts (continued)	N/A	N/A
Headings	Font Name: Helvetica Neue LT Std 77 Bold Condensed Oblique	8 point type
Subheading	Font Name: Helvetica Neue LT Std 77 Bold Condensed	6 point type
Body text	Font Name: Helvetica Neue LT Std 57 Condensed	6 point type
Bullets	Font Name: Helvetica Neue LT Std 57 Condensed	5 point type
Spacing of the hair lines from edge of box--i.e. Minimum of 2 spaces either side of Drug Fact Box		Yes
Tracking	0	100%
Leading (Minimum space in body copy of Drug Facts)	6.5 pt.	Horizontal Scale:
Baselines	1.5 pt.	Hairlines
		.5 pt.

Drug Facts

Active ingredient (in each patch) Nicotine, 21 mg delivered over 24 hours

Purpose Stop smoking aid

Use reduces withdrawal symptoms, including nicotine craving, associated with quitting smoking.

Warnings
If you are pregnant or breast-feeding, only use this medicine on the advice of your health care provider. Smoking can seriously harm your child. Try to stop smoking without using any nicotine replacement medicine. This medicine is believed to be safer than smoking. However, the risks to your child from this medicine are not fully known.

Ask a doctor before use if you have

- heart disease, recent heart attack, or irregular heartbeat. Nicotine can increase your heart rate.
- high blood pressure not controlled with medication. Nicotine can increase your blood pressure.
- an allergy to adhesive tape or have skin problems, because you are more likely to get rashes.
- stomach ulcer or diabetes.
- history of seizures.

Ask a doctor or pharmacist before use if you are

- using a non-nicotine stop smoking drug
- taking a prescription medicine for depression or asthma. Your prescription dose may need to be adjusted.

When using this product

- if you have vivid dreams or other sleep disturbances remove this patch at bedtime

Stop use and ask a doctor if

- skin redness caused by the patch does not go away after four days, or if your skin swells, or you get a rash
- irregular heartbeat or palpitations occur
- you get symptoms of nicotine overdose, such as nausea, vomiting, dizziness, weakness and rapid heartbeat
- you have symptoms of an allergic reaction (such as difficulty breathing or rash)

Keep out of reach of children and pets. Used patches have enough nicotine to poison children and pets. If swallowed, get medical help or contact a Poison Control Center right away. Save pouch to use for patch disposal. Dispose of the used patches by folding sticky ends together and putting in pouch.

Directions

- if you are under 18 years of age, ask a doctor before use
- before using this product, read the enclosed self-help guide for complete directions and other information
- begin using the patch on your quit day
- if you smoke more than 10 cigarettes per day, use the following schedule below:

Weeks 1 thru 4	Weeks 5 and 6	Weeks 7 and 8
STEP 1 use one 21 mg patch/day	STEP 2 use one 14 mg patch/day	STEP 3 use one 7 mg patch/day

- if you smoke 10 or less cigarettes per day, start with Step 2 for 6 weeks, then Step 3 for 2 weeks
- apply one new patch every 24 hours on skin that is dry, clean and hairless
- remove backing from patch and immediately press onto skin. Hold for 10 seconds.
- wash hands after applying or removing patch. Save pouch to use for patch disposal. Dispose of the used patches by folding sticky ends together and putting in pouch.
- the used patch should be removed and a new one applied to a different skin site at the same time each day
- if you have vivid dreams, you may remove the patch at bedtime and apply a new one in the morning
- do not wear more than one patch at a time
- do not cut patch in half or into smaller pieces
- do not leave patch on for more than 24 hours because it may irritate your skin and loses strength after 24 hours
- to avoid possible burns, remove patch before undergoing any MRI (magnetic resonance imaging) procedures
- it is important to complete treatment. If you feel you need to use the patch for a longer period to keep from smoking, talk to your health care provider.

Other information • store at 20-25°C (68-77°F)

Inactive ingredients acrylate adhesive, aluminized polyester, cellulose paper, methacrylic acid copolymer

Comments or Questions? Call 1-800-585-8682 Weekdays (9am-8pm ET) or visit us at www.habitrol.com

See bottom panel for lot number and expiration date.

• Not for sale to persons under 18 years of age.
• Proof of age required.
• Not for sale in vending machines or from any source where proof of age cannot be verified.

Nicotine Transdermal System PATCH
21 mg delivered over 24 hours
STOP SMOKING AID



For your family's protection, patches are supplied in child-resistant pouches.
Do not use if individual pouch is open or torn.

See self-help guide inside.



TO INCREASE YOUR SUCCESS IN QUITTING:

1. You must be motivated to quit.
2. Use one patch daily according to directions.
3. It is important to complete treatment.
4. If you feel you need to use the patch for a longer period to keep from smoking, talk to your health care provider.
5. Use patch with a behavioral support program, such as the one described in the enclosed booklet.

NDC XXXXX-XXX-XX

HABITROL® TAKE CONTROL™




Nicotine Transdermal System PATCH
21 mg delivered over 24 hours
STOP SMOKING AID



Nicotine Transdermal System PATCH 21 mg delivered over 24 hours
STOP SMOKING AID

21 mg



Includes:
Behavior Support Program with self-help guide

IF YOU SMOKE **MORE** THAN 10 CIGARETTES PER DAY: START WITH STEP 1
IF YOU SMOKE 10 OR **LESS** CIGARETTES PER DAY: START WITH STEP 2

28 PATCHES (4 WEEK KIT)

Distributed by:
Dr. Reddy's Laboratories, Inc.
Princeton, NJ 08540



8 48985 00153 3

Font & Format Specifications		
Drug Facts (Title)	Font Name: Helvetica Neue LT Std 77 Bold Condensed Oblique	10 point type
Drug Facts (continued)	N/A	N/A
Headings	Font Name: Helvetica Neue LT Std 77 Bold Condensed Oblique	8 point type
Subheading	Font Name: Helvetica Neue LT Std 77 Bold Condensed	6 point type
Body text	Font Name: Helvetica Neue LT Std 57 Condensed	6 point type
Bullets	Font Name: Helvetica Neue LT Std 57 Condensed	5 point type
Spacing of the hair lines from edge of box - i.e. Minimum of 2 spaces either side of Drug Fact Box		Yes
Tracking	0	Horizontal Scale: 100%
Leading (Minimum space in body copy of Drug Facts)	6.5 pt.	Hairlines .5 pt.
Baselines	1.5 pt.	

Drug Facts

Active ingredient (in each patch) Nicotine, 21 mg delivered over 24 hours **Purpose** Stop smoking aid

Use reduces withdrawal symptoms, including nicotine craving, associated with quitting smoking.

Warnings
If you are pregnant or breast-feeding, only use this medicine on the advice of your health care provider. Smoking can seriously harm your child. Try to stop smoking without using any nicotine replacement medicine. This medicine is believed to be safer than smoking. However, the risks to your child from this medicine are not fully known.

Ask a doctor before use if you have

- heart disease, recent heart attack, or irregular heartbeat. Nicotine can increase your heart rate.
- high blood pressure not controlled with medication. Nicotine can increase your blood pressure.
- an allergy to adhesive tape or have skin problems, because you are more likely to get rashes.
- stomach ulcer or diabetes.
- history of seizures.

Ask a doctor or pharmacist before use if you are

- using a non-nicotine stop smoking drug
- taking a prescription medicine for depression or asthma. Your prescription dose may need to be adjusted.

When using this product

- if you have vivid dreams or other sleep disturbances remove this patch at bedtime

Stop use and ask a doctor if

- skin redness caused by the patch does not go away after four days, or if your skin swells, or you get a rash
- irregular heartbeat or palpitations occur
- you get symptoms of nicotine overdose, such as nausea, vomiting, dizziness, weakness and rapid heartbeat
- you have symptoms of an allergic reaction (such as difficulty breathing or rash)

Keep out of reach of children and pets. Used patches have enough nicotine to poison children and pets. If swallowed, get medical help or contact a Poison Control Center right away. Save pouch to use for patch disposal. Dispose of the used patches by folding sticky ends together and putting in pouch.

Directions

- if you are under 18 years of age, ask a doctor before use
- before using this product, read the enclosed self-help guide for complete directions and other information
- begin using the patch on your quit day
- if you smoke more than 10 cigarettes per day, use the following schedule below:

Weeks 1 thru 4	Weeks 5 and 6	Weeks 7 and 8
STEP 1 use one 21 mg patch/day	STEP 2 use one 14 mg patch/day	STEP 3 use one 7 mg patch/day

- if you smoke 10 or less cigarettes per day, start with Step 2 for 6 weeks, then Step 3 for 2 weeks
- apply one new patch every 24 hours on skin that is dry, clean and hairless
- remove backing from patch and immediately press onto skin. Hold for 10 seconds.
- wash hands after applying or removing patch. Save pouch to use for patch disposal. Dispose of the used patches by folding sticky ends together and putting in pouch.
- the used patch should be removed and a new one applied to a different skin site at the same time each day
- if you have vivid dreams, you may remove the patch at bedtime and apply a new one in the morning
- do not wear more than one patch at a time
- do not cut patch in half or into smaller pieces
- do not leave patch on for more than 24 hours because it may irritate your skin and loses strength after 24 hours
- to avoid possible burns, remove patch before undergoing any MRI (magnetic resonance imaging) procedures
- it is important to complete treatment. If you feel you need to use the patch for a longer period to keep from smoking, talk to your health care provider.

Other information • store at 20-25°C (68-77°F)

Inactive ingredients acrylate adhesive, aluminized polyester, cellulose paper, methacrylic acid copolymer

Comments or Questions? Call 1-800-585-8682 Weekdays (9am-8pm ET) or visit us at www.habitrol.com

See bottom panel for lot number and expiration date.

• Not for sale to persons under 18 years of age.
• Proof of age required.
• Not for sale in vending machines or from any source where proof of age cannot be verified.

Nicotine Transdermal System PATCH
21 mg delivered over 24 hours
STOP SMOKING AID



For your family's protection, patches are supplied in child-resistant pouches.
Do not use if individual pouch is open or torn.

See self-help guide inside.



TO INCREASE YOUR SUCCESS IN QUITTING:

1. You must be motivated to quit.
2. Use one patch daily according to directions.
3. It is important to complete treatment.
4. If you feel you need to use the patch for a longer period to keep from smoking, talk to your health care provider.
5. Use patch with a behavioral support program, such as the one described in the enclosed booklet.

See Coupon inside

NDC XXXXX-XXX-XX




Nicotine Transdermal System PATCH
21 mg delivered over 24 hours
STOP SMOKING AID



Nicotine Transdermal System PATCH 21 mg delivered over 24 hours
STOP SMOKING AID

21 mg



Includes:
Behavior Support Program with self-help guide

IF YOU SMOKE **MORE** THAN 10 CIGARETTES PER DAY: START WITH STEP 1
IF YOU SMOKE 10 OR **LESS** CIGARETTES PER DAY: START WITH STEP 2

28 PATCHES (4 WEEK KIT)

Distributed by:
Dr. Reddy's Laboratories, Inc.
Princeton, NJ 08540



Font & Format Specifications		
Drug Facts (Title)	Font Name: Helvetica Neue LT Std 77 Bold Condensed Oblique	10 point type
Drug Facts (continued)	N/A	N/A
Headings	Font Name: Helvetica Neue LT Std 77 Bold Condensed Oblique	8 point type
Subheading	Font Name: Helvetica Neue LT Std 77 Bold Condensed	6 point type
Body text	Font Name: Helvetica Neue LT Std 57 Condensed	6 point type
Bullets	Font Name: Helvetica Neue LT Std 57 Condensed	5 point type
Spacing of the hair lines from edge of box - i.e., Minimum of 2 spaces either side of Drug Fact Box		Yes
Tracking	0	Horizontal Scale: 100%
Leading (Minimum space in body copy of Drug Facts)	6.5 pt.	Hairlines .5 pt.
Baselines	1.5 pt.	

Drug Facts		
Active ingredient (in each patch) Nicotine, 21 mg delivered over 24 hours	Purpose Stop smoking aid	
Use reduces withdrawal symptoms, including nicotine craving, associated with quitting smoking.		
Warnings If you are pregnant or breast-feeding, only use this medicine on the advice of your health care provider. Smoking can seriously harm your child. Try to stop smoking without using any nicotine replacement medicine. This medicine is believed to be safer than smoking. However, the risks to your child from this medicine are not fully known.		
Ask a doctor before use if you have		
<ul style="list-style-type: none"> heart disease, recent heart attack, or irregular heartbeat. Nicotine can increase your heart rate. high blood pressure not controlled with medication. Nicotine can increase your blood pressure. an allergy to adhesive tape or have skin problems, because you are more likely to get rashes. stomach ulcer or diabetes. history of seizures. 		
Ask a doctor or pharmacist before use if you are		
<ul style="list-style-type: none"> using a non-nicotine stop smoking drug taking a prescription medicine for depression or asthma. Your prescription dose may need to be adjusted. 		
When using this product		
<ul style="list-style-type: none"> if you have vivid dreams or other sleep disturbances remove this patch at bedtime 		
Stop use and ask a doctor if		
<ul style="list-style-type: none"> skin redness caused by the patch does not go away after four days, or if your skin swells, or you get a rash irregular heartbeat or palpitations occur you get symptoms of nicotine overdose, such as nausea, vomiting, dizziness, weakness and rapid heartbeat you have symptoms of an allergic reaction (such as difficulty breathing or rash) 		
Keep out of reach of children and pets. Used patches have enough nicotine to poison children and pets. If swallowed, get medical help or contact a Poison Control Center right away. Save pouch to use for patch disposal. Dispose of the used patches by folding sticky ends together and putting in pouch.		
Directions		
<ul style="list-style-type: none"> if you are under 18 years of age, ask a doctor before use before using this product, read the enclosed self-help guide for complete directions and other information begin using the patch on your quit day if you smoke more than 10 cigarettes per day, use the following schedule below: 		
Weeks 1 thru 4	Weeks 5 and 6	Weeks 7 and 8
STEP 1 use one 21 mg patch/day	STEP 2 use one 14 mg patch/day	STEP 3 use one 7 mg patch/day
<ul style="list-style-type: none"> if you smoke 10 or less cigarettes per day, start with Step 2 for 6 weeks, then Step 3 for 2 weeks apply one new patch every 24 hours on skin that is dry, clean and hairless remove backing from patch and immediately press onto skin. Hold for 10 seconds. wash hands after applying or removing patch. Save pouch to use for patch disposal. Dispose of the used patches by folding sticky ends together and putting in pouch. the used patch should be removed and a new one applied to a different skin site at the same time each day if you have vivid dreams, you may remove the patch at bedtime and apply a new one in the morning do not wear more than one patch at a time do not cut patch in half or into smaller pieces do not leave patch on for more than 24 hours because it may irritate your skin and loses strength after 24 hours to avoid possible burns, remove patch before undergoing any MRI (magnetic resonance imaging) procedures it is important to complete treatment. If you feel you need to use the patch for a longer period to keep from smoking, talk to your health care provider. 		
Other information • store at 20-25°C (68-77°F)		
Inactive ingredients acrylate adhesive, aluminized polyester, cellulose paper, methacrylic acid copolymer		
Comments or Questions? Call 1-800-585-8682 Weekdays (9am-8pm ET) or visit us at www.habitrol.com		

See bottom panel for lot number and expiration date.

• Not for sale to persons under 18 years of age.
• Proof of age required.
• Not for sale in vending machines or from any source where proof of age cannot be verified.

Nicotine Transdermal System PATCH
21 mg delivered over 24 hours
STOP SMOKING AID



For your family's protection, patches are supplied in child-resistant pouches.
Do not use if individual pouch is open or torn.

See self-help guide inside.



TO INCREASE YOUR SUCCESS IN QUITTING:

1. You must be motivated to quit.
2. Use one patch daily according to directions.
3. It is important to complete treatment.
4. If you feel you need to use the patch for a longer period to keep from smoking, talk to your health care provider.
5. Use patch with a behavioral support program, such as the one described in the enclosed booklet.

Nicotine Transdermal System PATCH
21 mg delivered over 24 hours
STOP SMOKING AID
SAVE \$3.00
PEEL AND SAVE INSTANT REDEEMABLE COUPON

NDC XXXXX-XXX-XX




Nicotine Transdermal System PATCH
21 mg delivered over 24 hours
STOP SMOKING AID



Nicotine Transdermal System PATCH 21 mg delivered over 24 hours
STOP SMOKING AID

21 mg



Includes:
Behavior Support Program with self-help guide

IF YOU SMOKE **MORE** THAN 10 CIGARETTES PER DAY: START WITH STEP 1
IF YOU SMOKE 10 OR **LESS** CIGARETTES PER DAY: START WITH STEP 2

28 PATCHES (4 WEEK KIT)

Distributed by:
Dr. Reddy's Laboratories, Inc.
Princeton, NJ 08540




Font & Format Specifications		
Drug Facts (Title)	Font Name: Helvetica Neue LT Std 77 Bold Condensed Oblique	10 point type
Drug Facts (continued)	N/A	N/A
Headings	Font Name: Helvetica Neue LT Std 77 Bold Condensed Oblique	8 point type
Subheading	Font Name: Helvetica Neue LT Std 77 Bold Condensed	6 point type
Body text	Font Name: Helvetica Neue LT Std 57 Condensed	6 point type
Bullets	Font Name: Helvetica Neue LT Std 57 Condensed	5 point type
Spacing of the hair lines from edge of box - i.e. Minimum of 2 spaces either side of Drug Fact Box		Yes
Tracking	0	Horizontal Scale: 100%
Leading (Minimum space in body copy of Drug Facts)	6.5 pt.	Hairlines .5 pt.
Baselines	1.5 pt.	

Drug Facts		
Active ingredient (in each patch) Nicotine, 21 mg delivered over 24 hours.....	PurposeStop smoking aid	
Use reduces withdrawal symptoms, including nicotine craving, associated with quitting smoking.		
Warnings If you are pregnant or breast-feeding, only use this medicine on the advice of your health care provider. Smoking can seriously harm your child. Try to stop smoking without using any nicotine replacement medicine. This medicine is believed to be safer than smoking. However, the risks to your child from this medicine are not fully known.		
Ask a doctor before use if you have • heart disease, recent heart attack, or irregular heartbeat. Nicotine can increase your heart rate. • high blood pressure not controlled with medication. Nicotine can increase your blood pressure. • an allergy to adhesive tape or have skin problems, because you are more likely to get rashes. • stomach ulcer or diabetes. • history of seizures.		
Ask a doctor or pharmacist before use if you are • using a non-nicotine stop smoking drug • taking a prescription medicine for depression or asthma. Your prescription dose may need to be adjusted.		
When using this product • if you have vivid dreams or other sleep disturbances remove this patch at bedtime		
Stop use and ask a doctor if • skin redness caused by the patch does not go away after four days, or if your skin swells, or you get a rash • irregular heartbeat or palpitations occur • you get symptoms of nicotine overdose, such as nausea, vomiting, dizziness, weakness and rapid heartbeat • you have symptoms of an allergic reaction (such as difficulty breathing or rash)		
Keep out of reach of children and pets. Used patches have enough nicotine to poison children and pets. If swallowed, get medical help or contact a Poison Control Center right away. Save pouch to use for patch disposal. Dispose of the used patches by folding sticky ends together and putting in pouch.		
Directions • If you are under 18 years of age, ask a doctor before use • before using this product, read the enclosed self-help guide for complete directions and other information • begin using the patch on your quit day • if you smoke more than 10 cigarettes per day , use the following schedule below:		
Weeks 1 thru 4	Weeks 5 and 6	Weeks 7 and 8
STEP 1 use one 21 mg patch/day	STEP 2 use one 14 mg patch/day	STEP 3 use one 7 mg patch/day
• if you smoke 10 or less cigarettes per day , start with Step 2 for 6 weeks, then Step 3 for 2 weeks • apply one new patch every 24 hours on skin that is dry, clean and hairless • remove backing from patch and immediately press onto skin. Hold for 10 seconds. • wash hands after applying or removing patch. Save pouch to use for patch disposal. Dispose of the used patches by folding sticky ends together and putting in pouch. • the used patch should be removed and a new one applied to a different skin site at the same time each day • if you have vivid dreams, you may remove the patch at bedtime and apply a new one in the morning • do not wear more than one patch at a time • do not cut patch in half or into smaller pieces • do not leave patch on for more than 24 hours because it may irritate your skin and loses strength after 24 hours • to avoid possible burns, remove patch before undergoing any MRI (magnetic resonance imaging) procedures • it is important to complete treatment. If you feel you need to use the patch for a longer period to keep from smoking, talk to your health care provider.		
Other information • store at 20-25°C (68-77°F)		
Inactive ingredients acrylate adhesive, aluminumized polyester, cellulose paper, methacrylic acid copolymer		
Comments or Questions? Call 1-800-585-8682 Weekdays (9am-8pm ET) or visit us at www.habitrol.com		

See bottom panel for lot number and expiration date.

- Not for sale to persons under 18 years of age.
- Proof of age required.
- Not for sale in vending machines or from any source where proof of age cannot be verified.

Nicotine Transdermal System PATCH
21 mg delivered over 24 hours STOP SMOKING AID



For your family's protection, patches are supplied in child-resistant pouches.
Do not use if individual pouch is open or torn.

See self-help guide inside.



TO INCREASE YOUR SUCCESS IN QUITTING:

1. You must be motivated to quit.
2. Use one patch daily according to directions.
3. It is important to complete treatment.
4. If you feel you need to use the patch for a longer period to keep from smoking, talk to your health care provider.
5. Use patch with a behavioral support program, such as the one described in the enclosed booklet.

BONUS 14 +7 PACK

NDC xxxxx-xxx-xx

HABITROL® TAKE CONTROL™




Nicotine Transdermal System PATCH
21 mg delivered over 24 hours STOP SMOKING AID



Nicotine Transdermal System PATCH 21 mg delivered over 24 hours STOP SMOKING AID

21 mg

Includes:
Behavior Support Program with self-help guide



IF YOU SMOKE **MORE THAN 10 CIGARETTES PER DAY**: START WITH STEP 1

IF YOU SMOKE **10 OR LESS CIGARETTES PER DAY**: START WITH STEP 2

The full treatment course for STEP 1 is 28 patches (4 weeks), this package contains 21 patches (3 week course) only. Read the enclosed self-help guide for additional information.

21 ~~14~~
PATCHES
(3 WEEK KIT)

Distributed by:
Dr. Reddy's Laboratories, Inc.
Princeton, NJ 08540



Font & Format Specifications		
Drug Facts (Title)	Font Name: Helvetica Neue LT Std 77 Bold Condensed Oblique	10 point type
Drug Facts (continued)	N/A	N/A
Headings	Font Name: Helvetica Neue LT Std 77 Bold Condensed Oblique	8 point type
Subheading	Font Name: Helvetica Neue LT Std 77 Bold Condensed	6 point type
Body text	Font Name: Helvetica Neue LT Std 57 Condensed	6 point type
Bullets	Font Name: Helvetica Neue LT Std 57 Condensed	5 point type
Spacing of the hair lines from edge of box - i.e. Minimum of 2 spaces either side of Drug Fact Box		Yes
Tracking	0	Horizontal Scale: 100%
Leading (Minimum space in body copy of Drug Facts)	6.5 pt.	Hairlines: .5 pt.
Barlines	1.5 pt.	



TO INCREASE YOUR SUCCESS IN QUITTING:

1. You must be motivated to quit.
2. Use one patch daily according to directions.
3. It is important to complete treatment.
4. If you feel you need to use the patch for a longer period to keep from smoking, talk to your health care provider.
5. Use patch with a behavioral support program, such as the one described in the enclosed booklet.

**BONUS 14 + 14
PACK**

NDC XXXXX-XXX-XX



HABITROL® TAKE CONTROL™

**Nicotine
Transdermal System
PATCH**
21 mg delivered over 24 hours
STOP SMOKING AID



Drug Facts

Active ingredient (in each patch)
Nicotine, 21 mg delivered over 24 hours.....**Purpose**
Stop smoking aid

Use reduces withdrawal symptoms, including nicotine craving, associated with quitting smoking.

Warnings

If you are pregnant or breast-feeding, only use this medicine on the advice of your health care provider. Smoking can seriously harm your child. Try to stop smoking without using any nicotine replacement medicine. This medicine is believed to be safer than smoking. However, the risks to your child from this medicine are not fully known.

Ask a doctor before use if you have

- heart disease, recent heart attack, or irregular heartbeat. Nicotine can increase your heart rate.
- high blood pressure not controlled with medication. Nicotine can increase your blood pressure.
- an allergy to adhesive tape or have skin problems, because you are more likely to get rashes.
- stomach ulcer or diabetes.
- history of seizures.

Ask a doctor or pharmacist before use if you are

- using a non-nicotine stop smoking drug
- taking a prescription medicine for depression or asthma. Your prescription dose may need to be adjusted.

When using this product

- if you have vivid dreams or other sleep disturbances remove this patch at bedtime

Stop use and ask a doctor if

- skin redness caused by the patch does not go away after four days, or if your skin swells, or you get a rash
- irregular heartbeat or palpitations occur
- you get symptoms of nicotine overdose, such as nausea, vomiting, dizziness, weakness and rapid heartbeat
- you have symptoms of an allergic reaction (such as difficulty breathing or rash)

Keep out of reach of children and pets. Used patches have enough nicotine to poison children and pets. If swallowed, get medical help or contact a Poison Control Center right away. Save pouch to use for patch disposal. Dispose of the used patches by folding sticky ends together and putting in pouch.

Directions

- If you are under 18 years of age, ask a doctor before use
- before using this product, read the enclosed self-help guide for complete directions and other information
- begin using the patch on your quit day
- if you smoke **more than 10 cigarettes per day**, use the following schedule below:

Weeks 1 thru 4	Weeks 5 and 6	Weeks 7 and 8
STEP 1 use one 21 mg patch/day	STEP 2 use one 14 mg patch/day	STEP 3 use one 7 mg patch/day

- if you smoke **10 or less cigarettes per day**, start with **Step 2** for 6 weeks, then **Step 3** for 2 weeks
- apply one new patch every 24 hours on skin that is dry, clean and hairless
- remove backing from patch and immediately press onto skin. Hold for 10 seconds.
- wash hands after applying or removing patch. Save pouch to use for patch disposal. Dispose of the used patches by folding sticky ends together and putting in pouch.
- the used patch should be removed and a new one applied to a different skin site at the same time each day
- if you have vivid dreams, you may remove the patch at bedtime and apply a new one in the morning
- do not wear more than one patch at a time
- do not cut patch in half or into smaller pieces
- do not leave patch on for more than 24 hours because it may irritate your skin and loses strength after 24 hours
- to avoid possible burns, remove patch before undergoing any MRI (magnetic resonance imaging) procedures
- it is important to complete treatment. If you feel you need to use the patch for a longer period to keep from smoking, talk to your health care provider.

Other information • store at 20-25°C (68-77°F)


Inactive ingredients acrylate adhesive, aluminumized polyester, cellulose paper, methacrylic acid copolymer

Comments or Questions? Call 1-800-585-8682 Weekdays (9am-8pm ET) or visit us at www.habitrol.com

See bottom panel for lot number and expiration date.

- Not for sale to persons under 18 years of age.
- Proof of age required.
- Not for sale in vending machines or from any source where proof of age cannot be verified.

**Nicotine
Transdermal System
PATCH**
21 mg delivered over 24 hours
STOP SMOKING AID




For your family's protection, patches are supplied in child-resistant pouches.

Do not use if individual pouch is open or torn.

See self-help guide inside.

**Nicotine Transdermal System
PATCH** 21 mg delivered over 24 hours
STOP SMOKING AID

21 mg



**Includes:
Behavior Support
Program with
self-help guide**

IF YOU SMOKE **MORE** THAN 10 CIGARETTES PER DAY: START WITH STEP 1

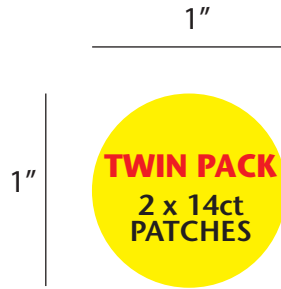
IF YOU SMOKE 10 OR **LESS** CIGARETTES PER DAY: START WITH STEP 2

28 ~~14~~
PATCHES
(4 WEEK KIT)

Distributed by:
Dr. Reddy's Laboratories, Inc.
Princeton, NJ 08540



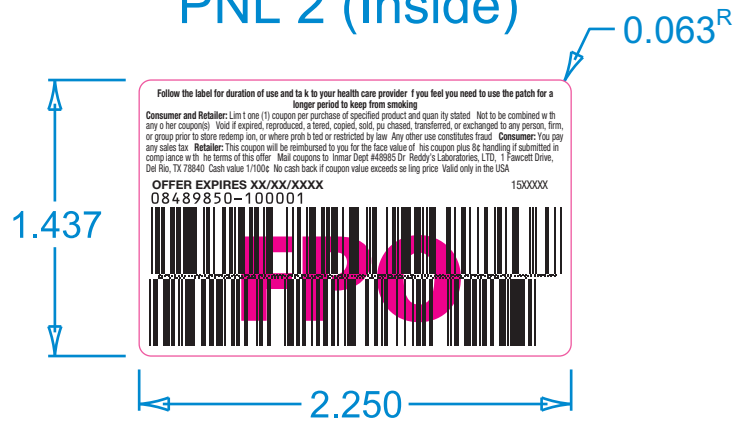
Font & Format Specifications		
Drug Facts (Title)	Font Name: Helvetica Neue LT Std 77 Bold Condensed Ob ique	10 point type
Drug Facts (continued)	N/A	N/A
Headings	Font Name: Helvetica Neue LT Std 77 Bold Condensed Ob ique	8 point type
Subheading	Font Name: Helvetica Neue LT Std 77 Bold Condensed	6 point type
Body text	Font Name: Helvetica Neue LT Std 57 Condensed	6 point type
Bullets	Font Name: Helvetica Neue LT Std 57 Condensed	5 point type
Spacing of the hair lines from edge of box—Ls, Minimum of 2 spaces either side of Drug Fact Box		Yes
Tracking	0	Horizontal Scale: 100%
Leading (Minimum space in body copy of Drug Facts)	6.5 pt.	Halflines .5 pt.
Baselines	1.5 pt.	



PNL 1 (Outside)



PNL 2 (Inside)





NDC XXXXX-XXX-XX

Nicotine Transdermal System

PATCH 14 mg

14 mg delivered over 24 hours
STOP SMOKING AID

Includes:
Behavior Support Program *with* self-help guide

IF YOU SMOKE MORE THAN 10 CIGARETTES PER DAY: USE AFTER COMPLETING STEP 1
IF YOU SMOKE 10 OR LESS CIGARETTES PER DAY: START WITH STEP 2



2 PATCHES

The full course of treatment for STEP 2 is 2 or 6 weeks (depending on how many cigarettes you smoke per day), this package contains 2 patches only. Read the enclosed self-help guide for additional information.

- Not for sale to persons under 18 years of age.
- Proof of age required.
- Not for sale in vending machines or from any source where proof of age cannot be verified.

Distributed by:
Dr. Reddy's Laboratories, Inc.
Princeton, NJ 08540

Drug Facts
(in each patch)

Active ingredient
Nicotine, 14 mg delivered over 24 hours. Stop smoking aid

Purpose
Use reduces withdrawal symptoms, including nicotine craving, associated with quitting smoking.

Warnings
If you are pregnant or breast-feeding, only use this medicine on the advice of your health care provider. Smoking can seriously harm your child. Try to stop smoking without using any nicotine replacement medicine. This medicine is believed to be safer than smoking. However, the risks to your child from this medicine are not fully known.

Ask a doctor before use if you have
heart disease, recent heart attack, or irregular heartbeat. Nicotine can increase your heart rate. High blood pressure not controlled with medication. Nicotine can increase your blood pressure. You are more likely to get rashes. An allergy to adhesive tape or have skin problems, because you are more likely to get rashes. Stomach ulcer or diabetes. History of seizures.

Ask a doctor or pharmacist before use if you are
using a non-nicotine stop smoking drug. Taking a prescription medicine for depression or asthma. Your prescription dose may need to be adjusted.

When using this product
If you have vivid dreams or other sleep disturbances remove this patch at bedtime.

Stop use and ask a doctor if
skin redness caused by the patch does not go away after four days, or if your skin swells, or you get a rash. Irregular heartbeat or palpitations occur. You get symptoms of nicotine overdose, such as nausea, vomiting, dizziness, weakness and rapid heartbeat. You have symptoms of an allergic reaction (such as difficulty breathing or rash).

Keep out of reach of children and pets. Used patches have enough nicotine to poison children and pets. If swallowed, get medical help or contact a Poison Control Center right away. Save patch to use for patch disposal. Dispose of the used patches by folding sticky ends together and putting in pouch.

Drug Facts (continued)

Directions
• If you are under 18 years of age, ask a doctor before use before using this product. Read the enclosed self-help guide for complete directions and other information.
• Begin using the patch on your quit day.
• If you smoke more than 10 cigarettes per day, use the following schedule below:

Weeks 1 thru 4	Weeks 5 and 6	Weeks 7 and 8
STEP 1 use one 14 mg patch/day	STEP 2 use one 14 mg patch/day	STEP 3 use one 14 mg patch/day

• If you smoke 10 or less cigarettes per day, start with Step 2 for 6 weeks, then Step 3 for 2 weeks.
• Apply one new patch every 24 hours on skin that is dry, clean and hairless.
• Remove backing from patch and immediately press onto skin. Hold for 10 seconds.
• Wash hands after applying or removing patch. Save patch to use for patch disposal. Dispose of the used patches by folding sticky ends together and putting in pouch.
• The used patch should be removed and a new one applied to a different skin site at the same time each day.
• If you have vivid dreams, you may remove the patch at bedtime and apply a new one in the morning.
• Do not wear more than one patch at a time.
• Do not cut patch in half or into smaller pieces.
• Do not leave patch on for more than 24 hours because it may irritate your skin and loses strength after 24 hours to avoid possible burns. Remove patch before undergoing any MRI (magnetic resonance imaging) procedures.
• To avoid possible burns, remove patch before undergoing treatment to complete treatment. If you feel you need to use the patch for a longer period to keep from smoking, talk to your health care provider.

Other information • Store at 20-25°C (68-77°F).
polyester, cellulose paper, methacrylic acid copolymer

Inactive ingredients acrylate adhesive, aluminum

Comments or Questions? Call 1-800-585-6662
Weekdays (9am-8pm ET) or visit us at www.habitrol.com

See self-help guide inside.

For your family's protection, patches are supplied in child-resistant pouches. Do not use if individual pouch is open or torn.

Font & Format Specifications		
Drug Facts (Title)	Font Name: Helvetica Neue LT Std 77 Bold Condensed Oblique	10 point type
Drug Facts (continued)	Font Name: Helvetica Neue LT Std 77 Bold Condensed Oblique / Helvetica Neue LT Std 57 Condensed	8 point type
Headings	Font Name: Helvetica Neue LT Std 77 Bold Condensed Oblique	8 point type
Subheading	Font Name: Helvetica Neue LT Std 77 Bold Condensed	6 point type
Body text	Font Name: Helvetica Neue LT Std 57 Condensed	6 point type
Bullets	Font Name: Helvetica Neue LT Std 57 Condensed	5 point type
Spacing of the hair lines from edge of box - i.e. Minimum of 2 spaces either side of Drug Fact Box		
Tracking	0	Horizontal Scale: 100%
Leading (Minimum space in body copy of Drug Facts)	6.5 pt.	Headlines: 5 pt.
Barlines	1.5 pt.	



NDC XXXXX-XXX-XX

Nicotine Transdermal System

PATCH 14 mg

14 mg delivered over 24 hours
STOP SMOKING AID

Includes:
Behavior Support Program *with* self-help guide

IF YOU SMOKE MORE THAN 10 CIGARETTES PER DAY: USE AFTER COMPLETING STEP 1
IF YOU SMOKE 10 OR LESS CIGARETTES PER DAY: START WITH STEP 2



4 PATCHES The full course of treatment for STEP 2 is 2 or 6 weeks (depending on how many cigarettes you smoke per day), this package contains 4 patches only. Read the enclosed self-help guide for additional information.

Not for sale to persons under 18 years of age.
Proof of age required.
Not for sale in vending machines or from any source where proof of age cannot be verified.

Distributed by:
Dr. Reddy's Laboratories, Inc.
Princeton, NJ 08540

Drug Facts
Active ingredient (in each patch) Nicotine, 14 mg delivered over 24 hours... Stop smoking aid

Purpose Use reduces withdrawal symptoms, including nicotine craving, associated with quitting smoking.

Warnings If you are pregnant or breast-feeding, only use this medicine on the advice of your health care provider. Smoking can seriously harm your child. Try to stop smoking without using any nicotine replacement medicine. This medicine is believed to be safer than smoking. However, the risks to your child from this medicine are not fully known.

Ask a doctor before use if you have heart disease, recent heart attack, or irregular heartbeat. Nicotine can increase your heart rate. High blood pressure not controlled with medication. Nicotine can increase your blood pressure. You are more likely to get rashes. An allergy to adhesive tape or have skin problems, because you are more likely to get rashes. Stomach ulcer or diabetes. History of seizures.

Ask a doctor or pharmacist before use if you are using a non-nicotine stop smoking drug. Taking a prescription medicine for depression or asthma. Your prescription dose may need to be adjusted.

When using this product If you have vivid dreams or other sleep disturbances remove this patch at bedtime.

Stop use and ask a doctor if skin redness caused by the patch does not go away after four days, or if your skin swells, or you get a rash. Irregular heartbeat or palpitations occur. You get symptoms of nicotine overdose, such as nausea, vomiting, dizziness, weakness and rapid heartbeat. You have symptoms of an allergic reaction (such as difficulty breathing or rash).

Keep out of reach of children and pets. Used patches have enough nicotine to poison children and pets. If swallowed, get medical help or contact a Poison Control Center right away. Save patch to use for patch disposal. Dispose of the used patches by folding sticky ends together and putting in pouch.

Other information • Store at 20-25°C (68-77°F) • Inactive ingredients acrylate adhesive paper, aluminumized polyester, cellulose paper, methacrylic acid copolymer

Comments or Questions? Call 1-800-585-6662
Weekdays (9am-8pm ET) or visit us at www.habitrol.com

Drug Facts (continued)

Directions • If you are under 18 years of age, ask a doctor before use before using this product. Read the enclosed self-help guide for complete directions and other information.

• Begin using the patch on your quit day.

• If you smoke more than 10 cigarettes per day, use the following schedule below:

STEP 1	STEP 2	STEP 3
Weeks 1 thru 4	Weeks 5 and 6	Weeks 7 and 8
patch/day	patch/day	patch/day
use one 14 mg	use one 14 mg	use one 14 mg
patch/day	patch/day	patch/day

• If you smoke 10 or less cigarettes per day, start with Step 2 for 6 weeks, then Step 3 for 2 weeks.

• Apply one new patch every 24 hours on skin that is dry, clean and hairless.

• Remove backing from patch and immediately press onto skin. Hold for 10 seconds.

• Wash hands after applying or removing patch. Save patch to use for patch disposal. Dispose of the used patches by folding sticky ends together and putting in pouch.

• The used patch should be removed and a new one applied to a different skin site at the same time each day.

• If you have vivid dreams, you may remove the patch at bedtime and apply a new one in the morning.

• Do not wear more than one patch at a time.

• Do not cut patch in half or into smaller pieces.

• Do not leave patch on for more than 24 hours because it may irritate your skin and loses strength after 24 hours to avoid possible burns. Remove patch before undergoing any MRI (magnetic resonance imaging) procedures.

• To avoid possible burns, remove patch before undergoing any MRI (magnetic resonance imaging) procedures.

• It is important to complete treatment. If you feel you need to use the patch for a longer period to keep from smoking, talk to your health care provider.

Font & Format Specifications

Drug Facts (Title)	Font Name: Helvetica Neue LT Std 77 Bold Condensed Oblique	10 point type
Drug Facts (continued)	Font Name: Helvetica Neue LT Std 77 Bold Condensed Oblique / Helvetica Neue LT Std 57 Condensed	8 point type
Headings	Font Name: Helvetica Neue LT Std 77 Bold Condensed Oblique	8 point type
Subheading	Font Name: Helvetica Neue LT Std 77 Bold Condensed	6 point type
Body text	Font Name: Helvetica Neue LT Std 57 Condensed	6 point type
Bullets	Font Name: Helvetica Neue LT Std 57 Condensed	5 point type
Spacing of the hair lines from edge of box - i.e. Minimum of 2 spaces either side of Drug Fact Box		
Tracking	0	Horizontal Scale: 100%
Leading (Minimum space in body copy of Drug Facts)	6.5 pt.	Hairlines: .5 pt.
Barlines	1.5 pt.	

For your family's protection, patches are supplied in child-resistant pouches. Do not use if individual pouch is open or torn.

See self-help guide inside.

Drug Facts

Active ingredient (in each patch)
Nicotine, 14 mg delivered over 24 hours.....**Purpose**
Stop smoking aid

Use reduces withdrawal symptoms, including nicotine craving, associated with quitting smoking.

Warnings
If you are pregnant or breast-feeding, only use this medicine on the advice of your health care provider. Smoking can seriously harm your child. Try to stop smoking without using any nicotine replacement medicine. This medicine is believed to be safer than smoking. However, the risks to your child from this medicine are not fully known.

Ask a doctor before use if you have

- heart disease, recent heart attack, or irregular heartbeat. Nicotine can increase your heart rate.
- high blood pressure not controlled with medication. Nicotine can increase your blood pressure.
- an allergy to adhesive tape or have skin problems, because you are more likely to get rashes.
- stomach ulcer or diabetes.
- history of seizures.

Ask a doctor or pharmacist before use if you are

- using a non-nicotine stop smoking drug
- taking a prescription medicine for depression or asthma. Your prescription dose may need to be adjusted.

When using this product

- if you have vivid dreams or other sleep disturbances remove this patch at bedtime

Stop use and ask a doctor if

- skin redness caused by the patch does not go away after four days, or if your skin swells, or you get a rash
- irregular heartbeat or palpitations occur
- you get symptoms of nicotine overdose, such as nausea, vomiting, dizziness, weakness and rapid heartbeat
- you have symptoms of an allergic reaction (such as difficulty breathing or rash)

Keep out of reach of children and pets. Used patches have enough nicotine to poison children and pets. If swallowed, get medical help or contact a Poison Control Center right away. Save pouch to use for patch disposal. Dispose of the used patches by folding sticky ends together and putting in pouch.

Directions

- if you are under 18 years of age, ask a doctor before use
- before using this product, read the enclosed self-help guide for complete directions and other information
- begin using the patch on your quit day
- if you smoke more than 10 cigarettes per day, use the following schedule below:

Weeks 1 thru 4	Weeks 5 and 6	Weeks 7 and 8
STEP 1 use one 21 mg patch/day	STEP 2 use one 14 mg patch/day	STEP 3 use one 7 mg patch/day

- if you smoke 10 or less cigarettes per day, start with Step 2 for 6 weeks, then Step 3 for 2 weeks
- apply one new patch every 24 hours on skin that is dry, clean and hairless
- remove backing from patch and immediately press onto skin. Hold for 10 seconds.
- wash hands after applying or removing patch. Save pouch to use for patch disposal. Dispose of the used patches by folding sticky ends together and putting in pouch.
- the used patch should be removed and a new one applied to a different skin site at the same time each day
- if you have vivid dreams, you may remove the patch at bedtime and apply a new one in the morning
- do not wear more than one patch at a time
- do not cut patch in half or into smaller pieces
- do not leave patch on for more than 24 hours because it may irritate your skin and loses strength after 24 hours
- to avoid possible burns, remove patch before undergoing any MRI (magnetic resonance imaging) procedures
- it is important to complete treatment. If you feel you need to use the patch for a longer period to keep from smoking, talk to your health care provider.

Other information • store at 20-25°C (68-77°F)

Inactive ingredients acrylate adhesive, aluminumized polyester, cellulose paper, methacrylic acid copolymer

Comments or Questions? Call 1-800-585-8682 Weekdays (9am-8pm ET) or visit us at www.habitrol.com

See bottom panel for lot number and expiration date.

- Not for sale to persons under 18 years of age.
- Proof of age required.
- Not for sale in vending machines or from any source where proof of age cannot be verified.

Nicotine Transdermal System
PATCH
14 mg delivered over 24 hours
STOP SMOKING AID



For your family's protection, patches are supplied in child-resistant pouches. Do not use if individual pouch is open or torn.

See self-help guide inside.



TO INCREASE YOUR SUCCESS IN QUITTING:

- You must be motivated to quit.
- Use one patch daily according to directions.
- It is important to complete treatment.
- If you feel you need to use the patch for a longer period to keep from smoking, talk to your health care provider.
- Use patch with a behavioral support program, such as the one described in the enclosed booklet.

NDC XXXXX-XXX-XX

HABITROL® TAKE CONTROL™



Nicotine Transdermal System
PATCH
14 mg delivered over 24 hours
STOP SMOKING AID



Nicotine Transdermal System
PATCH 14 mg delivered over 24 hours
STOP SMOKING AID

14 mg

Includes:
Behavior Support Program with self-help guide



IF YOU SMOKE **MORE** THAN 10 CIGARETTES PER DAY: USE AFTER COMPLETING STEP 1

IF YOU SMOKE 10 OR **LESS** CIGARETTES PER DAY: START WITH STEP 2

The full course of treatment for STEP 2 is 2 or 6 weeks (depending on how many cigarettes you smoke per day), this package contains 7 patches (1 week course) only. Read the enclosed self-help guide for additional information.

7
PATCHES
(1 WEEK KIT)

Distributed by:
Dr. Reddy's Laboratories, Inc.
Princeton, NJ 08540



Font & Format Specifications		
Drug Facts (Title)	Font Name: Helvetica Neue LT Std 77 Bold Condensed Oblique	10 point type
Drug Facts (continued)	N/A	N/A
Headings	Font Name: Helvetica Neue LT Std 77 Bold Condensed Oblique	8 point type
Subheading	Font Name: Helvetica Neue LT Std 77 Bold Condensed	6 point type
Body text	Font Name: Helvetica Neue LT Std 57 Condensed	6 point type
Bullets	Font Name: Helvetica Neue LT Std 57 Condensed	5 point type
Spacing of the hair lines from edge of box - i.e., Minimum of 2 spaces either side of Drug Fact Box		Yes
Tracking	0	Horizontal Scale: 100%
Leading (Minimum space in body copy of Drug Facts)	6.5 pt.	Hairlines .5 pt.
Barlines	1.5 pt.	

Drug Facts

Active ingredient (in each patch)
Nicotine, 14 mg delivered over 24 hours.....**Purpose**
Stop smoking aid

Use reduces withdrawal symptoms, including nicotine craving, associated with quitting smoking.

Warnings
If you are pregnant or breast-feeding, only use this medicine on the advice of your health care provider. Smoking can seriously harm your child. Try to stop smoking without using any nicotine replacement medicine. This medicine is believed to be safer than smoking. However, the risks to your child from this medicine are not fully known.

Ask a doctor before use if you have

- heart disease, recent heart attack, or irregular heartbeat. Nicotine can increase your heart rate.
- high blood pressure not controlled with medication. Nicotine can increase your blood pressure.
- an allergy to adhesive tape or have skin problems, because you are more likely to get rashes.
- stomach ulcer or diabetes.
- history of seizures.

Ask a doctor or pharmacist before use if you are

- using a non-nicotine stop smoking drug
- taking a prescription medicine for depression or asthma. Your prescription dose may need to be adjusted.

When using this product

- if you have vivid dreams or other sleep disturbances remove this patch at bedtime

Stop use and ask a doctor if

- skin redness caused by the patch does not go away after four days, or if your skin swells, or you get a rash
- irregular heartbeat or palpitations occur
- you get symptoms of nicotine overdose, such as nausea, vomiting, dizziness, weakness and rapid heartbeat
- you have symptoms of an allergic reaction (such as difficulty breathing or rash)

Keep out of reach of children and pets. Used patches have enough nicotine to poison children and pets. If swallowed, get medical help or contact a Poison Control Center right away. Save pouch to use for patch disposal. Dispose of the used patches by folding sticky ends together and putting in pouch.

Directions

- if you are under 18 years of age, ask a doctor before use
- before using this product, read the enclosed self-help guide for complete directions and other information
- begin using the patch on your quit day
- if you smoke more than 10 cigarettes per day, use the following schedule below:

Weeks 1 thru 4	Weeks 5 and 6	Weeks 7 and 8
STEP 1 use one 21 mg patch/day	STEP 2 use one 14 mg patch/day	STEP 3 use one 7 mg patch/day

- if you smoke 10 or less cigarettes per day, start with Step 2 for 6 weeks, then Step 3 for 2 weeks
- apply one new patch every 24 hours on skin that is dry, clean and hairless
- remove backing from patch and immediately press onto skin. Hold for 10 seconds.
- wash hands after applying or removing patch. Save pouch to use for patch disposal. Dispose of the used patches by folding sticky ends together and putting in pouch.
- the used patch should be removed and a new one applied to a different skin site at the same time each day
- if you have vivid dreams, you may remove the patch at bedtime and apply a new one in the morning
- do not wear more than one patch at a time
- do not cut patch in half or into smaller pieces
- do not leave patch on for more than 24 hours because it may irritate your skin and loses strength after 24 hours
- to avoid possible burns, remove patch before undergoing any MRI (magnetic resonance imaging) procedures
- it is important to complete treatment. If you feel you need to use the patch for a longer period to keep from smoking, talk to your health care provider.

Other information • store at 20-25°C (68-77°F)

Inactive ingredients acrylate adhesive, aluminumized polyester, cellulose paper, methacrylic acid copolymer

Comments or Questions? Call 1-800-585-8682 Weekdays (9am-8pm ET) or visit us at www.habitrol.com

See bottom panel for lot number and expiration date.

- Not for sale to persons under 18 years of age.
- Proof of age required.
- Not for sale in vending machines or from any source where proof of age cannot be verified.

Nicotine Transdermal System
PATCH
14 mg delivered over 24 hours
STOP SMOKING AID



For your family's protection, patches are supplied in child-resistant pouches. Do not use if individual pouch is open or torn.

See self-help guide inside.



TO INCREASE YOUR SUCCESS IN QUITTING:

- You must be motivated to quit.
- Use one patch daily according to directions.
- It is important to complete treatment.
- If you feel you need to use the patch for a longer period to keep from smoking, talk to your health care provider.
- Use patch with a behavioral support program, such as the one described in the enclosed booklet.

See Coupon inside

NDC XXXXX-XXX-XX

HABITROL® TAKE CONTROL™



Nicotine Transdermal System
PATCH
14 mg delivered over 24 hours
STOP SMOKING AID



Nicotine Transdermal System
PATCH 14 mg delivered over 24 hours
STOP SMOKING AID

14 mg

Includes:
Behavior Support Program with self-help guide



IF YOU SMOKE **MORE** THAN 10 CIGARETTES PER DAY: USE AFTER COMPLETING STEP 1

IF YOU SMOKE 10 OR **LESS** CIGARETTES PER DAY: START WITH STEP 2

The full course of treatment for STEP 2 is 2 or 6 weeks (depending on how many cigarettes you smoke per day), this package contains 7 patches (1 week course) only. Read the enclosed self-help guide for additional information.

7
PATCHES
(1 WEEK KIT)

Distributed by:
Dr. Reddy's Laboratories, Inc.
Princeton, NJ 08540



Font & Format Specifications		
Drug Facts (Title)	Font Name: Helvetica Neue LT Std 77 Bold Condensed Oblique	10 point type
Drug Facts (continued)	N/A	N/A
Headings	Font Name: Helvetica Neue LT Std 77 Bold Condensed Oblique	8 point type
Subheading	Font Name: Helvetica Neue LT Std 77 Bold Condensed	6 point type
Body text	Font Name: Helvetica Neue LT Std 57 Condensed	6 point type
Bullets	Font Name: Helvetica Neue LT Std 57 Condensed	5 point type
Spacing of the hair lines from edge of box - i.e., Minimum of 2 spaces either side of Drug Fact Box		Yes
Tracking	0	Horizontal Scale: 100%
Leading (Minimum space in body copy of Drug Facts)	6.5 pt.	Hairlines .5 pt.
Baselines	1.5 pt.	

Drug Facts

Active ingredient (in each patch)
Nicotine, 14 mg delivered over 24 hours.....**Purpose**
Stop smoking aid

Use reduces withdrawal symptoms, including nicotine craving, associated with quitting smoking.

Warnings
If you are pregnant or breast-feeding, only use this medicine on the advice of your health care provider. Smoking can seriously harm your child. Try to stop smoking without using any nicotine replacement medicine. This medicine is believed to be safer than smoking. However, the risks to your child from this medicine are not fully known.

Ask a doctor before use if you have

- heart disease, recent heart attack, or irregular heartbeat. Nicotine can increase your heart rate.
- high blood pressure not controlled with medication. Nicotine can increase your blood pressure.
- an allergy to adhesive tape or have skin problems, because you are more likely to get rashes.
- stomach ulcer or diabetes.
- history of seizures.

Ask a doctor or pharmacist before use if you are

- using a non-nicotine stop smoking drug
- taking a prescription medicine for depression or asthma. Your prescription dose may need to be adjusted.

When using this product

- if you have vivid dreams or other sleep disturbances remove this patch at bedtime

Stop use and ask a doctor if

- skin redness caused by the patch does not go away after four days, or if your skin swells, or you get a rash
- irregular heartbeat or palpitations occur
- you get symptoms of nicotine overdose, such as nausea, vomiting, dizziness, weakness and rapid heartbeat
- you have symptoms of an allergic reaction (such as difficulty breathing or rash)

Keep out of reach of children and pets. Used patches have enough nicotine to poison children and pets. If swallowed, get medical help or contact a Poison Control Center right away. Save pouch to use for patch disposal. Dispose of the used patches by folding sticky ends together and putting in pouch.

Directions

- if you are under 18 years of age, ask a doctor before use
- before using this product, read the enclosed self-help guide for complete directions and other information
- begin using the patch on your quit day
- if you smoke more than 10 cigarettes per day, use the following schedule below:

Weeks 1 thru 4	Weeks 5 and 6	Weeks 7 and 8
STEP 1 use one 21 mg patch/day	STEP 2 use one 14 mg patch/day	STEP 3 use one 7 mg patch/day

- if you smoke 10 or less cigarettes per day, start with Step 2 for 6 weeks, then Step 3 for 2 weeks
- apply one new patch every 24 hours on skin that is dry, clean and hairless
- remove backing from patch and immediately press onto skin. Hold for 10 seconds.
- wash hands after applying or removing patch. Save pouch to use for patch disposal. Dispose of the used patches by folding sticky ends together and putting in pouch.
- the used patch should be removed and a new one applied to a different skin site at the same time each day
- if you have vivid dreams, you may remove the patch at bedtime and apply a new one in the morning
- do not wear more than one patch at a time
- do not cut patch in half or into smaller pieces
- do not leave patch on for more than 24 hours because it may irritate your skin and loses strength after 24 hours
- to avoid possible burns, remove patch before undergoing any MRI (magnetic resonance imaging) procedures
- it is important to complete treatment. If you feel you need to use the patch for a longer period to keep from smoking, talk to your health care provider.

Other information • store at 20-25°C (68-77°F)

Inactive ingredients acrylate adhesive, aluminumized polyester, cellulose paper, methacrylic acid copolymer

Comments or Questions? Call 1-800-585-8682 Weekdays (9am-8pm ET) or visit us at www.habitrol.com

See bottom panel for lot number and expiration date.

• Not for sale to persons under 18 years of age.
• Proof of age required.
• Not for sale in vending machines or from any source where proof of age cannot be verified.

Nicotine Transdermal System
PATCH
14 mg delivered over 24 hours
STOP SMOKING AID



For your family's protection, patches are supplied in child-resistant pouches.
Do not use if individual pouch is open or torn.

See self-help guide inside.



TO INCREASE YOUR SUCCESS IN QUITTING:

1. You must be motivated to quit.
2. Use one patch daily according to directions.
3. It is important to complete treatment.
4. If you feel you need to use the patch for a longer period to keep from smoking, talk to your health care provider.
5. Use patch with a behavioral support program, such as the one described in the enclosed booklet.

Nicotine Transdermal System
PATCH

14 mg delivered over 24 hours
STOP SMOKING AID
SAVE \$3.00

PEEL AND SAVE INSTANT REDEEMABLE COUPON

NDC XXXXX-XXX-XX

HABITROL® TAKE CONTROL™



Nicotine Transdermal System
PATCH
14 mg delivered over 24 hours
STOP SMOKING AID



Nicotine Transdermal System
PATCH 14 mg delivered over 24 hours
STOP SMOKING AID

14 mg

Includes:
Behavior Support Program with self-help guide

IF YOU SMOKE **MORE** THAN 10 CIGARETTES PER DAY: USE AFTER COMPLETING STEP 1

IF YOU SMOKE 10 OR **LESS** CIGARETTES PER DAY: START WITH STEP 2



The full course of treatment for STEP 2 is 2 or 6 weeks (depending on how many cigarettes you smoke per day), this package contains 7 patches (1 week course) only. Read the enclosed self-help guide for additional information.

7
PATCHES
(1 WEEK KIT)

Distributed by:
Dr. Reddy's Laboratories, Inc.
Princeton, NJ 08540



Font & Format Specifications		
Drug Facts (Title)	Font Name: Helvetica Neue LT Std 77 Bold Condensed Oblique	10 point type
Drug Facts (continued)	N/A	N/A
Headings	Font Name: Helvetica Neue LT Std 77 Bold Condensed Oblique	8 point type
Subheading	Font Name: Helvetica Neue LT Std 77 Bold Condensed	6 point type
Body text	Font Name: Helvetica Neue LT Std 57 Condensed	6 point type
Bullets	Font Name: Helvetica Neue LT Std 57 Condensed	5 point type
Spacing of the hair lines from edge of box - i.e., Minimum of 2 spaces either side of Drug Fact Box		Yes
Tracking	0	Horizontal Scale: 100%
Leading (Minimum space in body copy of Drug Facts)	6.5 pt.	Hairlines .5 pt.
Barlines	1.5 pt.	

Drug Facts

Active ingredient (in each patch)
 Nicotine, 14 mg delivered over 24 hours

Purpose
 Stop smoking aid

Use reduces withdrawal symptoms, including nicotine craving, associated with quitting smoking.

Warnings
 If you are pregnant or breast-feeding, only use this medicine on the advice of your health care provider. Smoking can seriously harm your child. Try to stop smoking without using any nicotine replacement medicine. This medicine is believed to be safer than smoking. However, the risks to your child from this medicine are not fully known.

Ask a doctor before use if you have

- heart disease, recent heart attack, or irregular heartbeat. Nicotine can increase your heart rate.
- high blood pressure not controlled with medication. Nicotine can increase your blood pressure.
- an allergy to adhesive tape or have skin problems, because you are more likely to get rashes.
- stomach ulcer or diabetes.
- history of seizures.

Ask a doctor or pharmacist before use if you are

- using a non-nicotine stop smoking drug
- taking a prescription medicine for depression or asthma. Your prescription dose may need to be adjusted.

When using this product

- if you have vivid dreams or other sleep disturbances remove this patch at bedtime

Stop use and ask a doctor if

- skin redness caused by the patch does not go away after four days, or if your skin swells, or you get a rash
- irregular heartbeat or palpitations occur
- you get symptoms of nicotine overdose, such as nausea, vomiting, dizziness, weakness and rapid heartbeat
- you have symptoms of an allergic reaction (such as difficulty breathing or rash)

Keep out of reach of children and pets. Used patches have enough nicotine to poison children and pets. If swallowed, get medical help or contact a Poison Control Center right away. Save pouch to use for patch disposal. Dispose of the used patches by folding sticky ends together and putting in pouch.

Directions

- If you are under 18 years of age, ask a doctor before use
- before using this product, read the enclosed self-help guide for complete directions and other information
- begin using the patch on your quit day
- if you smoke more than 10 cigarettes per day, use the following schedule below:

Weeks 1 thru 4	Weeks 5 and 6	Weeks 7 and 8
STEP 1 use one 21 mg patch/day	STEP 2 use one 14 mg patch/day	STEP 3 use one 7 mg patch/day

- if you smoke 10 or less cigarettes per day, start with Step 2 for 6 weeks, then Step 3 for 2 weeks
- apply one new patch every 24 hours on skin that is dry, clean and hairless
- remove backing from patch and immediately press onto skin. Hold for 10 seconds.
- wash hands after applying or removing patch. Save pouch to use for patch disposal. Dispose of the used patches by folding sticky ends together and putting in pouch.
- the used patch should be removed and a new one applied to a different skin site at the same time each day
- if you have vivid dreams, you may remove the patch at bedtime and apply a new one in the morning
- do not wear more than one patch at a time
- do not cut patch in half or into smaller pieces
- do not leave patch on for more than 24 hours because it may irritate your skin and loses strength after 24 hours
- to avoid possible burns, remove patch before undergoing any MRI (magnetic resonance imaging) procedures
- it is important to complete treatment. If you feel you need to use the patch for a longer period to keep from smoking, talk to your health care provider.

Other information • store at 20-25°C (68-77°F)

Inactive ingredients acrylate adhesive, aluminumized polyester, cellulose paper, methacrylic acid copolymer

Comments or Questions? Call 1-800-585-8682 Weekdays (9am-8pm ET) or visit us at www.habitrol.com

See bottom panel for lot number and expiration date.

- Not for sale to persons under 18 years of age.
- Proof of age required.
- Not for sale in vending machines or from any source where proof of age cannot be verified.

Nicotine Transdermal System
PATCH
 14 mg delivered over 24 hours
STOP SMOKING AID



For your family's protection, patches are supplied in child-resistant pouches.
Do not use if individual pouch is open or torn.

See self-help guide inside.

TO INCREASE YOUR SUCCESS IN QUITTING:

- You must be motivated to quit.
- Use one patch daily according to directions.
- It is important to complete treatment.
- If you feel you need to use the patch for a longer period to keep from smoking, talk to your health care provider.
- Use patch with a behavioral support program, such as the one described in the enclosed booklet.

NDC XXXXX-XXX-XX



Nicotine Transdermal System
PATCH
 14 mg delivered over 24 hours
STOP SMOKING AID



Nicotine Transdermal System PATCH

14 mg delivered over 24 hours
STOP SMOKING AID

14 mg

Includes:
 Behavior Support Program with self-help guide



IF YOU SMOKE **MORE** THAN 10 CIGARETTES PER DAY: USE AFTER COMPLETING STEP 1

IF YOU SMOKE 10 OR **LESS** CIGARETTES PER DAY: START WITH STEP 2

14 PATCHES (2 WEEK KIT)

Distributed by:
 Dr. Reddy's Laboratories, Inc.
 Princeton, NJ 08540



Font & Format Specifications		
Drug Facts (Title)	Font Name: Helvetica Neue LT Std 77 Bold Condensed Oblique	10 point type
Drug Facts (continued)	N/A	N/A
Headings	Font Name: Helvetica Neue LT Std 77 Bold Condensed Oblique	8 point type
Subheading	Font Name: Helvetica Neue LT Std 77 Bold Condensed	6 point type
Body text	Font Name: Helvetica Neue LT Std 57 Condensed	6 point type
Bullets	Font Name: Helvetica Neue LT Std 57 Condensed	5 point type
Spacing of the hair lines from edge of box - i.e. Minimum of 2 spaces either side of Drug Fact Box		Yes
Tracking	0	Horizontal Scale: 100%
Leading (Minimum space in body copy of Drug Facts)	6.5 pt.	Hairlines: .5 pt.
Barlines	1.5 pt.	

Drug Facts

Active ingredient (in each patch)
Nicotine, 14 mg delivered over 24 hours

Purpose
Stop smoking aid

Use reduces withdrawal symptoms, including nicotine craving, associated with quitting smoking.

Warnings
If you are pregnant or breast-feeding, only use this medicine on the advice of your health care provider. Smoking can seriously harm your child. Try to stop smoking without using any nicotine replacement medicine. This medicine is believed to be safer than smoking. However, the risks to your child from this medicine are not fully known.

Ask a doctor before use if you have

- heart disease, recent heart attack, or irregular heartbeat. Nicotine can increase your heart rate.
- high blood pressure not controlled with medication. Nicotine can increase your blood pressure.
- an allergy to adhesive tape or have skin problems, because you are more likely to get rashes.
- stomach ulcer or diabetes.
- history of seizures.

Ask a doctor or pharmacist before use if you are

- using a non-nicotine stop smoking drug
- taking a prescription medicine for depression or asthma. Your prescription dose may need to be adjusted.

When using this product

- if you have vivid dreams or other sleep disturbances remove this patch at bedtime

Stop use and ask a doctor if

- skin redness caused by the patch does not go away after four days, or if your skin swells, or you get a rash
- irregular heartbeat or palpitations occur
- you get symptoms of nicotine overdose, such as nausea, vomiting, dizziness, weakness and rapid heartbeat
- you have symptoms of an allergic reaction (such as difficulty breathing or rash)

Keep out of reach of children and pets. Used patches have enough nicotine to poison children and pets. If swallowed, get medical help or contact a Poison Control Center right away. Save pouch to use for patch disposal. Dispose of the used patches by folding sticky ends together and putting in pouch.

Directions

- If you are under 18 years of age, ask a doctor before use
- before using this product, read the enclosed self-help guide for complete directions and other information
- begin using the patch on your quit day
- if you smoke more than 10 cigarettes per day, use the following schedule below:

Weeks 1 thru 4	Weeks 5 and 6	Weeks 7 and 8
STEP 1 use one 21 mg patch/day	STEP 2 use one 14 mg patch/day	STEP 3 use one 7 mg patch/day

- if you smoke 10 or less cigarettes per day, start with Step 2 for 6 weeks, then Step 3 for 2 weeks
- apply one new patch every 24 hours on skin that is dry, clean and hairless
- remove backing from patch and immediately press onto skin. Hold for 10 seconds.
- wash hands after applying or removing patch. Save pouch to use for patch disposal. Dispose of the used patches by folding sticky ends together and putting in pouch.
- the used patch should be removed and a new one applied to a different skin site at the same time each day
- if you have vivid dreams, you may remove the patch at bedtime and apply a new one in the morning
- do not wear more than one patch at a time
- do not cut patch in half or into smaller pieces
- do not leave patch on for more than 24 hours because it may irritate your skin and loses strength after 24 hours
- to avoid possible burns, remove patch before undergoing any MRI (magnetic resonance imaging) procedures
- it is important to complete treatment. If you feel you need to use the patch for a longer period to keep from smoking, talk to your health care provider.

Other information • store at 20-25°C (68-77°F)

Inactive ingredients acrylate adhesive, aluminumized polyester, cellulose paper, methacrylic acid copolymer

Comments or Questions? Call 1-800-585-8682 Weekdays (9am-8pm ET) or visit us at www.habitrol.com

See bottom panel for lot number and expiration date.

- Not for sale to persons under 18 years of age.
- Proof of age required.
- Not for sale in vending machines or from any source where proof of age cannot be verified.

Nicotine Transdermal System PATCH
14 mg delivered over 24 hours
STOP SMOKING AID



For your family's protection, patches are supplied in child-resistant pouches.
Do not use if individual pouch is open or torn.

See self-help guide inside.

See Coupon inside

Nicotine Transdermal System PATCH

14 mg delivered over 24 hours
STOP SMOKING AID

14 mg

Includes:
Behavior Support Program with self-help guide

IF YOU SMOKE **MORE** THAN 10 CIGARETTES PER DAY: USE AFTER COMPLETING STEP 1
IF YOU SMOKE 10 OR **LESS** CIGARETTES PER DAY: START WITH STEP 2



TO INCREASE YOUR SUCCESS IN QUITTING:

- You must be motivated to quit.
- Use one patch daily according to directions.
- It is important to complete treatment.
- If you feel you need to use the patch for a longer period to keep from smoking, talk to your health care provider.
- Use patch with a behavioral support program, such as the one described in the enclosed booklet.

NDC XXXXX-XXX-XX



Nicotine Transdermal System PATCH
14 mg delivered over 24 hours
STOP SMOKING AID



Distributed by:
Dr. Reddy's Laboratories, Inc.
Princeton, NJ 08540

14 PATCHES (2 WEEK KIT)

Font & Format Specifications		
Drug Facts (Title)	Font Name: Helvetica Neue LT Std 77 Bold Condensed Oblique	10 point type
Drug Facts (continued)	N/A	N/A
Headings	Font Name: Helvetica Neue LT Std 77 Bold Condensed Oblique	8 point type
Subheading	Font Name: Helvetica Neue LT Std 77 Bold Condensed	6 point type
Body text	Font Name: Helvetica Neue LT Std 57 Condensed	6 point type
Bullets	Font Name: Helvetica Neue LT Std 57 Condensed	5 point type
Spacing of the hair lines from edge of box - i.e. Minimum of 2 spaces either side of Drug Fact Box		Yes
Tracking	0	Horizontal Scale: 100%
Leading (Minimum space in body copy of Drug Facts)	6.5 pt.	Hairlines: .5 pt.
Barlines	1.5 pt.	

Drug Facts

Active ingredient (in each patch)
Nicotine, 14 mg delivered over 24 hours

Purpose
Stop smoking aid

Use reduces withdrawal symptoms, including nicotine craving, associated with quitting smoking.

Warnings
If you are pregnant or breast-feeding, only use this medicine on the advice of your health care provider. Smoking can seriously harm your child. Try to stop smoking without using any nicotine replacement medicine. This medicine is believed to be safer than smoking. However, the risks to your child from this medicine are not fully known.

Ask a doctor before use if you have

- heart disease, recent heart attack, or irregular heartbeat. Nicotine can increase your heart rate.
- high blood pressure not controlled with medication. Nicotine can increase your blood pressure.
- an allergy to adhesive tape or have skin problems, because you are more likely to get rashes.
- stomach ulcer or diabetes.
- history of seizures.

Ask a doctor or pharmacist before use if you are

- using a non-nicotine stop smoking drug
- taking a prescription medicine for depression or asthma. Your prescription dose may need to be adjusted.

When using this product

- if you have vivid dreams or other sleep disturbances remove this patch at bedtime

Stop use and ask a doctor if

- skin redness caused by the patch does not go away after four days, or if your skin swells, or you get a rash
- irregular heartbeat or palpitations occur
- you get symptoms of nicotine overdose, such as nausea, vomiting, dizziness, weakness and rapid heartbeat
- you have symptoms of an allergic reaction (such as difficulty breathing or rash)

Keep out of reach of children and pets. Used patches have enough nicotine to poison children and pets. If swallowed, get medical help or contact a Poison Control Center right away. Save pouch to use for patch disposal. Dispose of the used patches by folding sticky ends together and putting in pouch.

Directions

- If you are under 18 years of age, ask a doctor before use
- before using this product, read the enclosed self-help guide for complete directions and other information
- begin using the patch on your quit day
- if you smoke more than 10 cigarettes per day, use the following schedule below:

Weeks 1 thru 4	Weeks 5 and 6	Weeks 7 and 8
STEP 1 use one 21 mg patch/day	STEP 2 use one 14 mg patch/day	STEP 3 use one 7 mg patch/day

- if you smoke 10 or less cigarettes per day, start with Step 2 for 6 weeks, then Step 3 for 2 weeks
- apply one new patch every 24 hours on skin that is dry, clean and hairless
- remove backing from patch and immediately press onto skin. Hold for 10 seconds.
- wash hands after applying or removing patch. Save pouch to use for patch disposal. Dispose of the used patches by folding sticky ends together and putting in pouch.
- the used patch should be removed and a new one applied to a different skin site at the same time each day
- if you have vivid dreams, you may remove the patch at bedtime and apply a new one in the morning
- do not wear more than one patch at a time
- do not cut patch in half or into smaller pieces
- do not leave patch on for more than 24 hours because it may irritate your skin and loses strength after 24 hours
- to avoid possible burns, remove patch before undergoing any MRI (magnetic resonance imaging) procedures
- it is important to complete treatment. If you feel you need to use the patch for a longer period to keep from smoking, talk to your health care provider.

Other information • store at 20-25°C (68-77°F)

Inactive ingredients acrylate adhesive, aluminumized polyester, cellulose paper, methacrylic acid copolymer

Comments or Questions? Call 1-800-585-8682 Weekdays (9am-8pm ET) or visit us at www.habitrol.com

See bottom panel for lot number and expiration date.

- Not for sale to persons under 18 years of age.
- Proof of age required.
- Not for sale in vending machines or from any source where proof of age cannot be verified.

Nicotine Transdermal System
PATCH
14 mg delivered over 24 hours
STOP SMOKING AID



For your family's protection, patches are supplied in child-resistant pouches.

Do not use if individual pouch is open or torn.

See self-help guide inside.

TO INCREASE YOUR SUCCESS IN QUITTING:

- You must be motivated to quit.
- Use one patch daily according to directions.
- It is important to complete treatment.
- If you feel you need to use the patch for a longer period to keep from smoking, talk to your health care provider.
- Use patch with a behavioral support program, such as the one described in the enclosed booklet.

Nicotine Transdermal System PATCH
14 mg delivered over 24 hours
STOP SMOKING AID
SAVE \$3.00
PEEL AND SAVE INSTANT REDEEMABLE COUPON



Nicotine Transdermal System PATCH 14 mg delivered over 24 hours
STOP SMOKING AID

14 mg



Includes:
Behavior Support Program with self-help guide

IF YOU SMOKE **MORE** THAN 10 CIGARETTES PER DAY: USE AFTER COMPLETING STEP 1

IF YOU SMOKE 10 OR **LESS** CIGARETTES PER DAY: START WITH STEP 2

14™
PATCHES
(2 WEEK KIT)

NDC XXXXX-XXX-XX

Nicotine Transdermal System
PATCH
14 mg delivered over 24 hours
STOP SMOKING AID



Distributed by:
Dr. Reddy's Laboratories, Inc.
Princeton, NJ 08540



Font & Format Specifications

Element	Font Name	Size
Drug Facts (Title)	Helvetica Neue LT Std 77 Bold Condensed Oblique	10 point type
Drug Facts (continued)	N/A	N/A
Headings	Helvetica Neue LT Std 77 Bold Condensed Oblique	8 point type
Subheading	Helvetica Neue LT Std 77 Bold Condensed	6 point type
Body text	Helvetica Neue LT Std 57 Condensed	6 point type
Bullets	Helvetica Neue LT Std 57 Condensed	5 point type
Spacing of the hair lines from edge of box - i.e., Minimum of 2 spaces either side of Drug Fact Box		Yes
Tracking	0	Horizontal Scale: 100%
Leading (Minimum space in body copy of Drug Facts)	6.5 pt.	Hairlines: .5 pt.
Barlines	1.5 pt.	

Drug Facts							
Active ingredient (in each patch) Nicotine, 14 mg delivered over 24 hours.....	Purpose Stop smoking aid						
Use reduces withdrawal symptoms, including nicotine craving, associated with quitting smoking.							
Warnings If you are pregnant or breast-feeding, only use this medicine on the advice of your health care provider. Smoking can seriously harm your child. Try to stop smoking without using any nicotine replacement medicine. This medicine is believed to be safer than smoking. However, the risks to your child from this medicine are not fully known.							
Ask a doctor before use if you have • heart disease, recent heart attack, or irregular heartbeat. Nicotine can increase your heart rate. • high blood pressure not controlled with medication. Nicotine can increase your blood pressure. • an allergy to adhesive tape or have skin problems, because you are more likely to get rashes. • stomach ulcer or diabetes. • history of seizures.							
Ask a doctor or pharmacist before use if you are • using a non-nicotine stop smoking drug • taking a prescription medicine for depression or asthma. Your prescription dose may need to be adjusted.							
When using this product • if you have vivid dreams or other sleep disturbances remove this patch at bedtime							
Stop use and ask a doctor if • skin redness caused by the patch does not go away after four days, or if your skin swells, or you get a rash • irregular heartbeat or palpitations occur • you get symptoms of nicotine overdose, such as nausea, vomiting, dizziness, weakness and rapid heartbeat • you have symptoms of an allergic reaction (such as difficulty breathing or rash)							
Keep out of reach of children and pets. Used patches have enough nicotine to poison children and pets. If swallowed, get medical help or contact a Poison Control Center right away. Save pouch to use for patch disposal. Dispose of the used patches by folding sticky ends together and putting in pouch.							
Directions • If you are under 18 years of age, ask a doctor before use • before using this product, read the enclosed self-help guide for complete directions and other information • begin using the patch on your quit day • if you smoke more than 10 cigarettes per day , use the following schedule below: <table border="1" style="width: 100%; text-align: center;"> <tr> <td style="background-color: #e91e63; color: white;">Weeks 1 thru 4</td> <td style="background-color: #ffeb3b; color: black;">Weeks 5 and 6</td> <td style="background-color: #4caf50; color: white;">Weeks 7 and 8</td> </tr> <tr> <td style="background-color: #e91e63; color: white;">STEP 1 use one 21 mg patch/day</td> <td style="background-color: #ffeb3b; color: black;">STEP 2 use one 14 mg patch/day</td> <td style="background-color: #4caf50; color: white;">STEP 3 use one 7 mg patch/day</td> </tr> </table>		Weeks 1 thru 4	Weeks 5 and 6	Weeks 7 and 8	STEP 1 use one 21 mg patch/day	STEP 2 use one 14 mg patch/day	STEP 3 use one 7 mg patch/day
Weeks 1 thru 4	Weeks 5 and 6	Weeks 7 and 8					
STEP 1 use one 21 mg patch/day	STEP 2 use one 14 mg patch/day	STEP 3 use one 7 mg patch/day					
• if you smoke 10 or less cigarettes per day , start with Step 2 for 6 weeks, then Step 3 for 2 weeks • apply one new patch every 24 hours on skin that is dry, clean and hairless • remove backing from patch and immediately press onto skin. Hold for 10 seconds. • wash hands after applying or removing patch. Save pouch to use for patch disposal. Dispose of the used patches by folding sticky ends together and putting in pouch. • the used patch should be removed and a new one applied to a different skin site at the same time each day • if you have vivid dreams, you may remove the patch at bedtime and apply a new one in the morning • do not wear more than one patch at a time • do not cut patch in half or into smaller pieces • do not leave patch on for more than 24 hours because it may irritate your skin and loses strength after 24 hours • to avoid possible burns, remove patch before undergoing any MRI (magnetic resonance imaging) procedures • it is important to complete treatment. If you feel you need to use the patch for a longer period to keep from smoking, talk to your health care provider.							
Other information • store at 20-25°C (68-77°F)							
Inactive ingredients acrylate adhesive, aluminumized polyester, cellulose paper, methacrylic acid copolymer							
Comments or Questions? Call 1-800-585-8682 Weekdays (9am-8pm ET) or visit us at www.habitrol.com							

See bottom panel for lot number and expiration date.

• Not for sale to persons under 18 years of age.
 • Proof of age required.
 • Not for sale in vending machines or from any source where proof of age cannot be verified.

Nicotine Transdermal System PATCH
14 mg delivered over 24 hours
STOP SMOKING AID



For your family's protection, patches are supplied in child-resistant pouches.
Do not use if individual pouch is open or torn.

See self-help guide inside.

- TO INCREASE YOUR SUCCESS IN QUITTING:**
1. You must be motivated to quit.
 2. Use one patch daily according to directions.
 3. It is important to complete treatment.
 4. If you feel you need to use the patch for a longer period to keep from smoking, talk to your health care provider.
 5. Use patch with a behavioral support program, such as the one described in the enclosed booklet.

NDC XXXXX-XXX-XX

BONUS 7+7 PACK

HABITROL® TAKE CONTROL™

Nicotine Transdermal System PATCH
14 mg delivered over 24 hours
STOP SMOKING AID



Nicotine Transdermal System PATCH

14 mg delivered over 24 hours
STOP SMOKING AID

14 mg



Includes:
Behavior Support Program with self-help guide

IF YOU SMOKE **MORE** THAN 10 CIGARETTES PER DAY: USE AFTER COMPLETING STEP 1
IF YOU SMOKE 10 OR **LESS** CIGARETTES PER DAY: START WITH STEP 2

14 ~~7~~
PATCHES
 (2 WEEK KIT)

Distributed by:
Dr. Reddy's Laboratories, Inc.
Princeton, NJ 08540

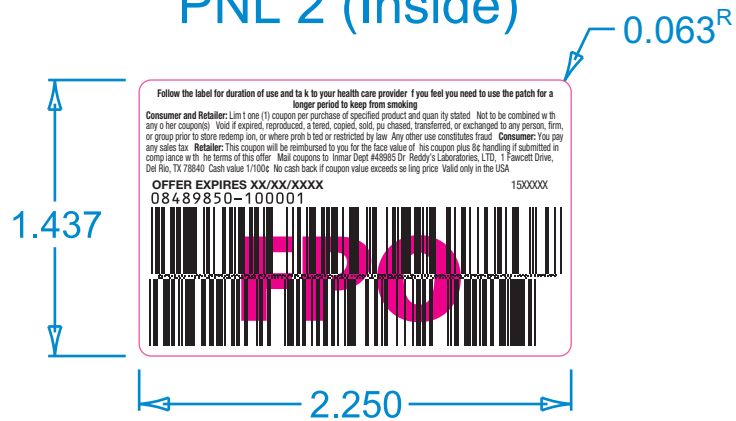


Font & Format Specifications		
Drug Facts (Title)	Font Name: Helvetica Neue LT Std 77 Bold Condensed Oblique	10 point type
Drug Facts (continued)	N/A	N/A
Headings	Font Name: Helvetica Neue LT Std 77 Bold Condensed Oblique	8 point type
Subheading	Font Name: Helvetica Neue LT Std 77 Bold Condensed	6 point type
Body text	Font Name: Helvetica Neue LT Std 57 Condensed	6 point type
Bullets	Font Name: Helvetica Neue LT Std 57 Condensed	5 point type
Spacing of the hair lines from edge of box - i.e. Minimum of 2 spaces either side of Drug Fact Box		Yes
Tracking	0	Horizontal Scale: 100%
Leading (Minimum space in body copy of Drug Facts)	6.5 pt.	Hairlines .5 pt.
Baselines	1.5 pt.	

PNL 1 (Outside)



PNL 2 (Inside)





TO INCREASE YOUR SUCCESS IN QUITTING:
1. You must be motivated to quit.
2. Use one patch daily according to directions.
3. It is important to complete treatment.
4. If you feel you need to use the patch for a longer period to keep from smoking, talk to your health care provider.
5. Use patch with a behavioral support program, such as the one described in the enclosed booklet.

NDC XXXXX-XXX-XX




Nicotine Transdermal System

PATCH 7 mg delivered over 24 hours

STOP SMOKING AID

7 mg

Includes:
Behavior Support Program with self-help guide



FOR USE AFTER COMPLETING STEP 2

2
PATCHES

The full course for STEP 3 is 14 patches (2 weeks), this package contains 2 patches only. Read the enclosed self-help guide for additional information.

- Not for sale to persons under 18 years of age.
- Proof of age required.
- Not for sale in vending machines or from any source where proof of age cannot be verified.

Distributed by:
Dr. Reddy's Laboratories, Inc.
Princeton, NJ 08540

Comments or Questions? Call 1-800-585-8682

Inactive ingredients • store at 20-25°C (68-77°F)

Other information

Weekdays (9am-8pm ET) or visit us at www.habitrol.com

Drug Facts (continued)

Active ingredient
(in each patch)
Nicotine, 7 mg delivered over 24 hours. Stop smoking aid

Purpose
Use reduces withdrawal symptoms, including nicotine craving, associated with quitting smoking.

Warnings
If you are pregnant or breast-feeding, only use this medicine on the advice of your health care provider. Smoking can seriously harm your child. Try to stop smoking without using any nicotine replacement medicine. This medicine is believed to be safer than smoking. However, the risks to your child from this medicine are not fully known.

Ask a doctor before use if you have
• heart disease, recent heart attack, or irregular heartbeat.
• nicotine can increase your heart rate.
• high blood pressure not controlled with medication. Nicotine can increase your blood pressure.
• an allergy to adhesive tape or have skin problems, because you are more likely to get rashes.
• stomach ulcer or diabetes.
• history of seizures.

Ask a doctor or pharmacist before use if you are
• using a non-nicotine stop smoking drug
• taking a prescription medicine for depression or asthma.
Your prescription dose may need to be adjusted.

When using this product
• this patch at bedtime
• if you have vivid dreams or other sleep disturbances remove this patch at bedtime

Stop use and ask a doctor if
• skin redness caused by the patch does not go away after four days, or if your skin swells, or you get a rash
• irregular heartbeat or palpitations occur
• you get symptoms of nicotine overdose, such as nausea, vomiting, dizziness, weakness and rapid heartbeat

• you have symptoms of an allergic reaction (such as difficulty breathing or rash)

Keep out of reach of children and pets. Used patches have enough nicotine to poison children and pets. If swallowed, get medical help or contact a Poison Control Center right away. Save patch to use for patch disposal. Dispose of the used patches by folding sticky ends together and putting in pouch.

Other information
• store at 20-25°C (68-77°F)

Inactive ingredients • polyisobutylene, cellulose acetate, aluminum hydroxide, polyisobutylene, cellulose acetate, methacrylic acid copolymer

Comments or Questions? Call 1-800-585-8682

Weekdays (9am-8pm ET) or visit us at www.habitrol.com

For your family's protection, patches are supplied in child-resistant pouches. Do not use if individual pouch is open or torn.

See self-help guide inside.

Drug Facts (continued)

Directions
• If you are under 18 years of age, ask a doctor before use for complete directions and other information
• begin using the patch on your quit day
• if you smoke more than 10 cigarettes per day, use the following schedule below:

STEP 1 use one 7 mg patch/day	STEP 2 use one 14 mg patch/day	STEP 3 use one 7 mg patch/day
Weeks 1 thru 4	Weeks 5 and 6	Weeks 7 and 8

• if you smoke 10 or less cigarettes per day, start with Step 3 for 2 weeks, then Step 3 for 24 hours on skin that is dry.
• apply one new patch every 24 hours on skin that is dry.
• clean and hairless
• remove backing from patch and immediately press onto skin. Hold for 10 seconds.
• wash hands after applying or removing patch. Save pouch to use for patch disposal. Dispose of the used patches by folding sticky ends together and putting in pouch.
• the used patch should be removed and a new one applied to a different skin site at the same time each day
• if you have vivid dreams, you may remove the patch at bedtime and apply a new one in the morning
• do not wear more than one patch at a time
• do not cut patch in half or into smaller pieces
• do not leave patch on for more than 24 hours because it may irritate your skin and loses strength after 24 hours
• to avoid possible burns, remove patch before undergoing any MRI (magnetic resonance imaging) procedures
• it is important to complete treatment. If you feel you need to use the patch for a longer period to keep from smoking, talk to your health care provider.

Drug Facts (continued)

Other information
• store at 20-25°C (68-77°F)

Inactive ingredients • polyisobutylene, cellulose acetate, methacrylic acid copolymer

Comments or Questions? Call 1-800-585-8682

Weekdays (9am-8pm ET) or visit us at www.habitrol.com

Font & Format Specifications		
Drug Facts (Title)	Font Name: Helvetica Neue LT Std 77 Bold Condensed Oblique	10 point type
Drug Facts (continued)	Font Name: Helvetica Neue LT Std 77 Bold Condensed Oblique / Helvetica Neue LT Std 57 Condensed	8 point type
Headings	Font Name: Helvetica Neue LT Std 77 Bold Condensed Oblique	8 point type
Subheading	Font Name: Helvetica Neue LT Std 77 Bold Condensed	6 point type
Body text	Font Name: Helvetica Neue LT Std 57 Condensed	6 point type
Bullets	Font Name: Helvetica Neue LT Std 57 Condensed	5 point type
Spacing of the hair lines from edge of box—i.e. Minimum of 2 spaces either side of Drug Fact Box		Yes
Tracking	0	Horizontal Scale: 100%
Leading (Minimum space in body copy of Drug Facts)	6.5 pt.	Hairlines .5 pt.
Baselines	1.5 pt.	



TO INCREASE YOUR SUCCESS IN QUITTING:
1. You must be motivated to quit.
2. Use one patch daily according to directions.
3. It is important to complete treatment.
4. If you feel you need to use the patch for a longer period to keep from smoking, talk to your health care provider.
5. Use patch with a behavioral support program, such as the one described in the enclosed booklet.

See Coupon inside

NDC XXXXX-XXX-XX

HABITROL® TAKE CONTROL™



Nicotine Transdermal System

PATCH 7 mg delivered over 24 hours

STOP SMOKING AID

7 mg

Includes:
Behavior Support Program with self-help guide



FOR USE AFTER COMPLETING STEP 2

2 PATCHES

The full course for STEP 3 is 14 patches (2 weeks), this package contains 2 patches only. Read the enclosed self-help guide for additional information.

- Not for sale to persons under 18 years of age.
- Proof of age required.
- Not for sale in vending machines or from any source where proof of age cannot be verified.

Distributed by:
Dr. Reddy's Laboratories, Inc.
Princeton, NJ 08540

Comments or Questions? Call 1-800-585-8682

Weekdays (9am-8pm ET) or visit us at www.habitrol.com

Keep out of reach of children and pets. Used patches have enough nicotine to poison children and pets. If swallowed, get medical help or contact a Poison Control Center right away. Save patch to use for patch disposal. Dispose of the used patches by folding sticky ends together and putting in pouch.

Stop use and ask a doctor if:
• skin redness caused by the patch does not go away after four days, or if your skin swells, or you get a rash
• irregular heartbeat or palpitations occur
• you get symptoms of nicotine overdose, such as nausea, vomiting, dizziness, weakness and rapid heartbeat
• you have symptoms of an allergic reaction (such as difficulty breathing or rash)

When using this product:
• Your prescription dose may need to be adjusted.
• If you have vivid dreams or other sleep disturbances remove this patch at bedtime
• skin redness caused by the patch does not go away after four days, or if your skin swells, or you get a rash
• irregular heartbeat or palpitations occur
• you get symptoms of nicotine overdose, such as nausea, vomiting, dizziness, weakness and rapid heartbeat
• you have symptoms of an allergic reaction (such as difficulty breathing or rash)

Ask a doctor or pharmacist before use if you are:
• taking a prescription medicine for depression or asthma.
• using a non-nicotine stop smoking drug
• history of seizures.
• stomach ulcer or diabetes.
• you are more likely to get rashes.
• an allergy to adhesive tape or have skin problems, because can increase your blood pressure.
• high blood pressure not controlled with medication. Nicotine can increase your heart rate.
• heart disease, recent heart attack, or irregular heartbeat.

Ask a doctor before use if you have:
• the risks to your child from this medicine are not fully known.
• your child, try to stop smoking without using any nicotine replacement medicine. This medicine is believed to be safer than smoking. However, the advice of your health care provider. Smoking can seriously harm your child.

Warnings:
If you are pregnant or breast-feeding, only use this medicine on the advice of your health care provider. Smoking can seriously harm your child. Try to stop smoking without using any nicotine replacement medicine. This medicine is believed to be safer than smoking. However, the risks to your child from this medicine are not fully known.

Use: reduces withdrawal symptoms, including nicotine craving, associated with quitting smoking.

Purpose (in each patch): Nicotine, 7 mg delivered over 24 hours. Stop smoking aid.

Active ingredient (in each patch): Nicotine, 7 mg delivered over 24 hours. Stop smoking aid.

Directions:
• before using this product, read the enclosed self-help guide for complete directions and other information
• begin using the patch on your quit day
• if you smoke more than 10 cigarettes per day, use the following schedule below:

STEP 1	STEP 2	STEP 3
Weeks 1 thru 4	Weeks 5 and 6	Weeks 7 and 8
use one 7 mg patch/day	use one 7 mg patch/day	use one 7 mg patch/day

Other information: • store at 20-25°C (68-77°F)

Inactive ingredients: acrylate adhesive, aluminumized polyester, cellulose paper, methacrylic acid copolymer

Other information: • store at 20-25°C (68-77°F)

to your health care provider.
• its important to complete treatment. If you feel you need to use the patch for a longer period to keep from smoking, talk to your health care provider.
• do not wear more than one patch at a time
• do not cut patch in half or into smaller pieces
• do not leave patch on for more than 24 hours because it may irritate your skin and loses strength after 24 hours
• to avoid possible burns, remove patch before undergoing any MRI (magnetic resonance imaging) procedures
• if you have vivid dreams, you may remove the patch at bedtime and apply a new one in the morning
• if you have vivid dreams, you may remove the patch at a different skin site at the same time each day
• the used patch should be removed and a new one applied to a different skin site at the same time each day
• use for patch disposal. Dispose of the used patches by folding sticky ends together and putting in pouch.
• history of seizures.
• stomach ulcer or diabetes.
• you are more likely to get rashes.
• an allergy to adhesive tape or have skin problems, because can increase your blood pressure.
• high blood pressure not controlled with medication. Nicotine can increase your heart rate.
• heart disease, recent heart attack, or irregular heartbeat.

Drug Facts (continued)

For your family's protection, patches are supplied in child-resistant pouches. Do not use if individual pouch is open or torn.

See self-help guide inside.

Font & Format Specifications		
Drug Facts (Title)	Font Name: Helvetica Neue LT Std 77 Bold Condensed Oblique	10 point type
Drug Facts (continued)	Font Name: Helvetica Neue LT Std 77 Bold Condensed Oblique / Helvetica Neue LT Std 57 Condensed	8 point type
Headings	Font Name: Helvetica Neue LT Std 77 Bold Condensed Oblique	8 point type
Subheading	Font Name: Helvetica Neue LT Std 77 Bold Condensed	6 point type
Body text	Font Name: Helvetica Neue LT Std 57 Condensed	6 point type
Bullets	Font Name: Helvetica Neue LT Std 57 Condensed	5 point type
Spacing of the hair lines from edge of box—i.e. Minimum of 2 spaces either side of Drug Fact Box		Yes
Tracking	0	Horizontal Scale: 100%
Leading (Minimum space in body copy of Drug Facts)	6.5 pt.	Hairlines .5 pt.
Baselines	1.5 pt.	



TO INCREASE YOUR SUCCESS IN QUITTING:
1. You must be motivated to quit.
2. Use one patch daily according to directions.
3. It is important to complete treatment.
4. If you feel you need to use the patch for a longer period to keep from smoking, talk to your health care provider.
5. Use patch with a behavioral support program, such as the one described in the enclosed booklet.

NDC XXXXX-XXX-XX




Nicotine Transdermal System

PATCH 7 mg delivered over 24 hours

STOP SMOKING AID

7 mg

Includes:
Behavior Support Program with self-help guide



FOR USE AFTER COMPLETING STEP 2

4
PATCHES

The full course for STEP 3 is 14 patches (2 weeks), this package contains 4 patches only. Read the enclosed self-help guide for additional information.

- Not for sale to persons under 18 years of age.
- Proof of age required.
- Not for sale in vending machines or from any source where proof of age cannot be verified.

Distributed by:
Dr. Reddy's Laboratories, Inc.
Princeton, NJ 08540



0 00000 00000 0

Drug Facts (continued)	Drug Facts (continued)	
Active ingredient (in each patch)	Nicotine, 7 mg delivered over 24 hours. Stop smoking aid	
Purpose	Use reduces withdrawal symptoms, including nicotine craving, associated with quitting smoking.	
Warnings	If you are pregnant or breast-feeding, only use this medicine on the advice of your health care provider. Smoking can seriously harm your child. Try to stop smoking without using any nicotine replacement medicine. This medicine is believed to be safer than smoking. However, the risks to your child from this medicine are not fully known.	
Ask a doctor before use if you have	heart disease, recent heart attack, or irregular heartbeat. Nicotine can increase your heart rate. High blood pressure not controlled with medication. Nicotine can increase your blood pressure. An allergy to adhesive tape or have skin problems, because you are more likely to get rashes. Stomach ulcer or diabetes. History of seizures.	
Ask a doctor or pharmacist before use if you are	using a non-nicotine stop smoking drug taking a prescription medicine for depression or asthma. Your prescription dose may need to be adjusted.	
When using this product	This patch at bedtime. If you have vivid dreams or other sleep disturbances remove this patch at bedtime.	
Stop use and ask a doctor if	skin redness caused by the patch does not go away after four days, or if your skin swells, or you get a rash. Irregular heartbeat or palpitations occur. You get symptoms of nicotine overdose, such as nausea, vomiting, dizziness, weakness and rapid heartbeat.	
Keep out of reach of children and pets. Used patches have enough nicotine to poison children and pets. If swallowed, get medical help or contact a Poison Control Center right away. Save patch to use for patch disposal. Dispose of the used patches by folding sticky ends together and putting in pouch.		
Other information	• Store at 20-25°C (68-77°F). • Inactive ingredients: acrylate adhesive, aluminumized polyester, cellulose paper, methacrylic acid copolymer. • Comments or Questions? Call 1-800-585-8682 or visit us at www.habitrol.com . Weekdays (9am-8pm ET)	

For your family's protection, patches are supplied in child-resistant pouches. Do not use if individual pouch is open or torn.

See self-help guide inside.

Font & Format Specifications		
Drug Facts (Title)	Font Name: Helvetica Neue LT Std 77 Bold Condensed Oblique	10 point type
Drug Facts (continued)	Font Name: Helvetica Neue LT Std 77 Bold Condensed Oblique / Helvetica Neue LT Std 57 Condensed	8 point type
Headings	Font Name: Helvetica Neue LT Std 77 Bold Condensed Oblique	8 point type
Subheading	Font Name: Helvetica Neue LT Std 77 Bold Condensed	6 point type
Body text	Font Name: Helvetica Neue LT Std 57 Condensed	6 point type
Bullets	Font Name: Helvetica Neue LT Std 57 Condensed	5 point type
Spacing of the hair lines from edge of box—i.e. Minimum of 2 spaces either side of Drug Fact Box		Yes
Tracking	0	Horizontal Scale: 100%
Leading (Minimum space in body copy of Drug Facts)	6.5 pt.	Hairlines .5 pt.
Baselines	1.5 pt.	



TO INCREASE YOUR SUCCESS IN QUITTING:
1. You must be motivated to quit.
2. Use one patch daily according to directions.
3. It is important to complete treatment.
4. If you feel you need to use the patch for a longer period to keep from smoking, talk to your health care provider.
5. Use patch with a behavioral support program, such as the one described in the enclosed booklet.

See Coupon inside

NDC XXXXX-XXX-XX

HABITROL[®] TAKE CONTROL[™]



Nicotine Transdermal System

PATCH 7 mg delivered over 24 hours

STOP SMOKING AID

7 mg

Includes:
Behavior Support Program with self-help guide



FOR USE AFTER COMPLETING STEP 2

4 PATCHES

The full course for STEP 3 is 14 patches (2 weeks), this package contains 4 patches only. Read the enclosed self-help guide for additional information.

- Not for sale to persons under 18 years of age.
- Proof of age required.
- Not for sale in vending machines or from any source where proof of age cannot be verified.

Distributed by:
Dr. Reddy's Laboratories, Inc.
Princeton, NJ 08540



0 00000 00000 0

Drug Facts (continued)	Drug Facts (continued)	
Active ingredient (in each patch)	Nicotine, 7 mg delivered over 24 hours. Stop smoking aid.	
Purpose	Use reduces withdrawal symptoms, including nicotine craving, associated with quitting smoking.	
Warnings	If you are pregnant or breast-feeding, only use this medicine on the advice of your health care provider. Smoking can seriously harm your child. Try to stop smoking without using any nicotine replacement medicine. This medicine is believed to be safer than smoking. However, the risks to your child from this medicine are not fully known.	
Ask a doctor before use if you have	heart disease, recent heart attack, or irregular heartbeat. Nicotine can increase your heart rate. High blood pressure not controlled with medication. Nicotine can increase your blood pressure. Can increase your blood pressure. An allergy to adhesive tape or have skin problems, because you are more likely to get rashes. Stomach ulcer or diabetes. History of seizures.	
Ask a doctor or pharmacist before use if you are	using a non-nicotine stop smoking drug taking a prescription medicine for depression or asthma. Your prescription dose may need to be adjusted.	
When using this product	This patch at bedtime. If you have vivid dreams or other sleep disturbances remove this patch at bedtime.	
Stop use and ask a doctor if	skin redness caused by the patch does not go away after four days, or if your skin swells, or you get a rash. Irregular heartbeat or palpitations occur. You get symptoms of nicotine overdose, such as nausea, vomiting, dizziness, weakness and rapid heartbeat.	
Keep out of reach of children and pets.	Used patches have enough nicotine to poison children and pets. If swallowed, get medical help or contact a Poison Control Center right away. Save patch to use for patch disposal. Dispose of the used patches by folding sticky ends together and putting in pouch.	
Comments or Questions?	Call 1-800-585-8682 or visit us at www.habitrol.com (9am-8pm ET).	

For your family's protection, patches are supplied in child-resistant pouches. Do not use if individual pouch is open or torn.

See self-help guide inside.

Font & Format Specifications		
Drug Facts (Title)	Font Name: Helvetica Neue LT Std 77 Bold Condensed Oblique	10 point type
Drug Facts (continued)	Font Name: Helvetica Neue LT Std 77 Bold Condensed Oblique / Helvetica Neue LT Std 57 Condensed	8 point type
Headings	Font Name: Helvetica Neue LT Std 77 Bold Condensed Oblique	8 point type
Subheading	Font Name: Helvetica Neue LT Std 77 Bold Condensed Oblique	6 point type
Body text	Font Name: Helvetica Neue LT Std 57 Condensed	6 point type
Bullets	Font Name: Helvetica Neue LT Std 57 Condensed	5 point type
Spacing of the hair lines from edge of box—i.e. Minimum of 2 spaces either side of Drug Fact Box		Yes
Tracking	0	Horizontal Scale: 100%
Leading (Minimum space in body copy of Drug Facts)	6.5 pt.	Hairlines .5 pt.
Baselines	1.5 pt.	

Drug Facts							
Active ingredient (in each patch) Nicotine, 7 mg delivered over 24 hours.....	Purpose Stop smoking aid						
Use reduces withdrawal symptoms, including nicotine craving, associated with quitting smoking.							
Warnings If you are pregnant or breast-feeding, only use this medicine on the advice of your health care provider. Smoking can seriously harm your child. Try to stop smoking without using any nicotine replacement medicine. This medicine is believed to be safer than smoking. However, the risks to your child from this medicine are not fully known.							
Ask a doctor before use if you have • heart disease, recent heart attack, or irregular heartbeat. Nicotine can increase your heart rate. • high blood pressure not controlled with medication. Nicotine can increase your blood pressure. • an allergy to adhesive tape or have skin problems, because you are more likely to get rashes. • stomach ulcer or diabetes. • history of seizures.							
Ask a doctor or pharmacist before use if you are • using a non-nicotine stop smoking drug • taking a prescription medicine for depression or asthma. Your prescription dose may need to be adjusted.							
When using this product • if you have vivid dreams or other sleep disturbances remove this patch at bedtime							
Stop use and ask a doctor if • skin redness caused by the patch does not go away after four days, or if your skin swells, or you get a rash • irregular heartbeat or palpitations occur • you get symptoms of nicotine overdose, such as nausea, vomiting, dizziness, weakness and rapid heartbeat • you have symptoms of an allergic reaction (such as difficulty breathing or rash)							
Keep out of reach of children and pets. Used patches have enough nicotine to poison children and pets. If swallowed, get medical help or contact a Poison Control Center right away. Save pouch to use for patch disposal. Dispose of the used patches by folding sticky ends together and putting in pouch.							
Directions • If you are under 18 years of age, ask a doctor before use • before using this product, read the enclosed self-help guide for complete directions and other information • begin using the patch on your quit day • if you smoke more than 10 cigarettes per day , use the following schedule below:							
<table border="1"> <tr> <td>Weeks 1 thru 4</td> <td>Weeks 5 and 6</td> <td>Weeks 7 and 8</td> </tr> <tr> <td>STEP 1 use one 21 mg patch/day</td> <td>STEP 2 use one 14 mg patch/day</td> <td>STEP 3 use one 7 mg patch/day</td> </tr> </table>	Weeks 1 thru 4	Weeks 5 and 6	Weeks 7 and 8	STEP 1 use one 21 mg patch/day	STEP 2 use one 14 mg patch/day	STEP 3 use one 7 mg patch/day	
Weeks 1 thru 4	Weeks 5 and 6	Weeks 7 and 8					
STEP 1 use one 21 mg patch/day	STEP 2 use one 14 mg patch/day	STEP 3 use one 7 mg patch/day					
<ul style="list-style-type: none"> if you smoke 10 or less cigarettes per day, start with Step 2 for 6 weeks, then Step 3 for 2 weeks apply one new patch every 24 hours on skin that is dry, clean and hairless remove backing from patch and immediately press onto skin. Hold for 10 seconds. wash hands after applying or removing patch. Save pouch to use for patch disposal. Dispose of the used patches by folding sticky ends together and putting in pouch. the used patch should be removed and a new one applied to a different skin site at the same time each day if you have vivid dreams, you may remove the patch at bedtime and apply a new one in the morning do not wear more than one patch at a time do not cut patch in half or into smaller pieces do not leave patch on for more than 24 hours because it may irritate your skin and loses strength after 24 hours to avoid possible burns, remove patch before undergoing any MRI (magnetic resonance imaging) procedures it is important to complete treatment. If you feel you need to use the patch for a longer period to keep from smoking, talk to your health care provider. 							
Other information • store at 20-25°C (68-77°F)							
Inactive ingredients acrylate adhesive, aluminized polyester, cellulose paper, methacrylic acid copolymer							
Comments or Questions? Call 1-800-585-8682 Weekdays (9am-8pm ET) or visit us at www.habitrol.com							

See bottom panel for lot number and expiration date.

• Not for sale to persons under 18 years of age.
• Proof of age required.
• Not for sale in vending machines or from any source where proof of age cannot be verified.

Nicotine Transdermal System PATCH
7 mg delivered over 24 hours
STOP SMOKING AID



For your family's protection, patches are supplied in child-resistant pouches.
Do not use if individual pouch is open or torn.

See self-help guide inside.

TO INCREASE YOUR SUCCESS IN QUITTING:

1. You must be motivated to quit.
2. Use one patch daily according to directions.
3. It is important to complete treatment.
4. If you feel you need to use the patch for a longer period to keep from smoking, talk to your health care provider.
5. Use patch with a behavioral support program, such as the one described in the enclosed booklet.

NDC XXXXX-XXX-XX

HABITROL® TAKE CONTROL™

SUPPORT PROGRAM

Nicotine Transdermal System PATCH
7 mg delivered over 24 hours
STOP SMOKING AID

Nicotine Transdermal System PATCH
7 mg delivered over 24 hours
STOP SMOKING AID

7 mg

Includes:
Behavior Support Program with self-help guide

FOR USE AFTER COMPLETING STEP 2

STEP 3

The full treatment course for STEP 3 is 14 patches (2 weeks), this package contains 7 patches (1 week course) only. Read the enclosed self-help guide for additional information

7 PATCHES (1 WEEK KIT)

Nicotine Transdermal System PATCH
7 mg delivered over 24 hours
STOP SMOKING AID



Distributed by:
Dr. Reddy's Laboratories, Inc.
Princeton, NJ 08540

Font & Format Specifications		
Drug Facts (Title)	Font Name: Helvetica Neue LT Std 77 Bold Condensed Oblique	10 point type
Drug Facts (continued)	N/A	N/A
Headings	Font Name: Helvetica Neue LT Std 77 Bold Condensed Oblique	8 point type
Subheading	Font Name: Helvetica Neue LT Std 77 Bold Condensed	6 point type
Body text	Font Name: Helvetica Neue LT Std 57 Condensed	6 point type
Bullets	Font Name: Helvetica Neue LT Std 57 Condensed	5 point type
Spacing of the hair lines from edge of box - i.e., Minimum of 2 spaces either side of Drug Fact Box		Yes
Tracking	0	Horizontal Scale: 100%
Leading (Minimum space in body copy of Drug Facts)	6.5 pt.	Hairlines: .5 pt.
Barlines	1.5 pt.	



Must remain black for Lot/Exp

Drug Facts

Active ingredient (in each patch) Nicotine, 7 mg delivered over 24 hours	Purpose Stop smoking aid						
Use reduces withdrawal symptoms, including nicotine craving, associated with quitting smoking.							
Warnings If you are pregnant or breast-feeding, only use this medicine on the advice of your health care provider. Smoking can seriously harm your child. Try to stop smoking without using any nicotine replacement medicine. This medicine is believed to be safer than smoking. However, the risks to your child from this medicine are not fully known.							
Ask a doctor before use if you have • heart disease, recent heart attack, or irregular heartbeat. Nicotine can increase your heart rate. • high blood pressure not controlled with medication. Nicotine can increase your blood pressure. • an allergy to adhesive tape or have skin problems, because you are more likely to get rashes. • stomach ulcer or diabetes. • history of seizures.							
Ask a doctor or pharmacist before use if you are • using a non-nicotine stop smoking drug • taking a prescription medicine for depression or asthma. Your prescription dose may need to be adjusted.							
When using this product • if you have vivid dreams or other sleep disturbances remove this patch at bedtime							
Stop use and ask a doctor if • skin redness caused by the patch does not go away after four days, or if your skin swells, or you get a rash • irregular heartbeat or palpitations occur • you get symptoms of nicotine overdose, such as nausea, vomiting, dizziness, weakness and rapid heartbeat • you have symptoms of an allergic reaction (such as difficulty breathing or rash)							
Keep out of reach of children and pets. Used patches have enough nicotine to poison children and pets. If swallowed, get medical help or contact a Poison Control Center right away. Save pouch to use for patch disposal. Dispose of the used patches by folding sticky ends together and putting in pouch.							
Directions • If you are under 18 years of age, ask a doctor before use • before using this product, read the enclosed self-help guide for complete directions and other information • begin using the patch on your quit day • if you smoke more than 10 cigarettes per day , use the following schedule below:							
<table border="1"> <tr> <td>Weeks 1 thru 4</td> <td>Weeks 5 and 6</td> <td>Weeks 7 and 8</td> </tr> <tr> <td>STEP 1 use one 21 mg patch/day</td> <td>STEP 2 use one 14 mg patch/day</td> <td>STEP 3 use one 7 mg patch/day</td> </tr> </table>	Weeks 1 thru 4	Weeks 5 and 6	Weeks 7 and 8	STEP 1 use one 21 mg patch/day	STEP 2 use one 14 mg patch/day	STEP 3 use one 7 mg patch/day	
Weeks 1 thru 4	Weeks 5 and 6	Weeks 7 and 8					
STEP 1 use one 21 mg patch/day	STEP 2 use one 14 mg patch/day	STEP 3 use one 7 mg patch/day					
<ul style="list-style-type: none"> if you smoke 10 or less cigarettes per day, start with Step 2 for 6 weeks, then Step 3 for 2 weeks apply one new patch every 24 hours on skin that is dry, clean and hairless remove backing from patch and immediately press onto skin. Hold for 10 seconds. wash hands after applying or removing patch. Save pouch to use for patch disposal. Dispose of the used patches by folding sticky ends together and putting in pouch. the used patch should be removed and a new one applied to a different skin site at the same time each day if you have vivid dreams, you may remove the patch at bedtime and apply a new one in the morning do not wear more than one patch at a time do not cut patch in half or into smaller pieces do not leave patch on for more than 24 hours because it may irritate your skin and loses strength after 24 hours to avoid possible burns, remove patch before undergoing any MRI (magnetic resonance imaging) procedures it is important to complete treatment. If you feel you need to use the patch for a longer period to keep from smoking, talk to your health care provider. 							
Other information • store at 20-25°C (68-77°F)							
Inactive ingredients acrylate adhesive, aluminized polyester, cellulose paper, methacrylic acid copolymer							
Comments or Questions? Call 1-800-585-8682 Weekdays (9am-8pm ET) or visit us at www.habitrol.com							

See bottom panel for lot number and expiration date.

Not for sale to persons under 18 years of age. Proof of age required. Not for sale in vending machines or from any source where proof of age cannot be verified.

See Coupon inside

See self-help guide inside.

7 mg Includes: Behavior Support Program with self-help guide

FOR USE AFTER COMPLETING STEP 2

The full treatment course for STEP 3 is 14 patches (2 weeks), this package contains 7 patches (1 week course) only. Read the enclosed self-help guide for additional information

7 PATCHES (1 WEEK KIT)

Distributed by: Dr. Reddy's Laboratories, Inc. Princeton, NJ 08540

FPO
8 48985 00156 4

Must remain black for Lot/Exp

Font & Format Specifications		
Drug Facts (Title)	Font Name: Helvetica Neue LT Std 77 Bold Condensed Oblique	10 point type
Drug Facts (continued)	N/A	N/A
Headings	Font Name: Helvetica Neue LT Std 77 Bold Condensed Oblique	8 point type
Subheading	Font Name: Helvetica Neue LT Std 77 Bold Condensed	6 point type
Body text	Font Name: Helvetica Neue LT Std 57 Condensed	6 point type
Bullets	Font Name: Helvetica Neue LT Std 57 Condensed	5 point type
Spacing of the hair lines from edge of box - i.e., Minimum of 2 spaces either side of Drug Fact Box		
Tracking	0	Horizontal Scale: 100%
Leading (Minimum space in body copy of Drug Facts)	6.5 pt.	Hairlines: .5 pt.
Barlines	1.5 pt.	

Drug Facts

Active ingredient (in each patch)
Nicotine, 7 mg delivered over 24 hours.....**Purpose**
Stop smoking aid

Use reduces withdrawal symptoms, including nicotine craving, associated with quitting smoking.

Warnings
If you are pregnant or breast-feeding, only use this medicine on the advice of your health care provider. Smoking can seriously harm your child. Try to stop smoking without using any nicotine replacement medicine. This medicine is believed to be safer than smoking. However, the risks to your child from this medicine are not fully known.

Ask a doctor before use if you have

- heart disease, recent heart attack, or irregular heartbeat. Nicotine can increase your heart rate.
- high blood pressure not controlled with medication. Nicotine can increase your blood pressure.
- an allergy to adhesive tape or have skin problems, because you are more likely to get rashes.
- stomach ulcer or diabetes.
- history of seizures.

Ask a doctor or pharmacist before use if you are

- using a non-nicotine stop smoking drug
- taking a prescription medicine for depression or asthma. Your prescription dose may need to be adjusted.

When using this product

- if you have vivid dreams or other sleep disturbances remove this patch at bedtime

Stop use and ask a doctor if

- skin redness caused by the patch does not go away after four days, or if your skin swells, or you get a rash
- irregular heartbeat or palpitations occur
- you get symptoms of nicotine overdose, such as nausea, vomiting, dizziness, weakness and rapid heartbeat
- you have symptoms of an allergic reaction (such as difficulty breathing or rash)

Keep out of reach of children and pets. Used patches have enough nicotine to poison children and pets. If swallowed, get medical help or contact a Poison Control Center right away. Save pouch to use for patch disposal. Dispose of the used patches by folding sticky ends together and putting in pouch.

Directions

- If you are under 18 years of age, ask a doctor before use
- before using this product, read the enclosed self-help guide for complete directions and other information
- begin using the patch on your quit day
- if you smoke more than 10 cigarettes per day, use the following schedule below:

Weeks 1 thru 4	Weeks 5 and 6	Weeks 7 and 8
STEP 1 use one 21 mg patch/day	STEP 2 use one 14 mg patch/day	STEP 3 use one 7 mg patch/day

- if you smoke 10 or less cigarettes per day, start with Step 2 for 6 weeks, then Step 3 for 2 weeks
- apply one new patch every 24 hours on skin that is dry, clean and hairless
- remove backing from patch and immediately press onto skin. Hold for 10 seconds.
- wash hands after applying or removing patch. Save pouch to use for patch disposal. Dispose of the used patches by folding sticky ends together and putting in pouch.
- the used patch should be removed and a new one applied to a different skin site at the same time each day
- if you have vivid dreams, you may remove the patch at bedtime and apply a new one in the morning
- do not wear more than one patch at a time
- do not cut patch in half or into smaller pieces
- do not leave patch on for more than 24 hours because it may irritate your skin and loses strength after 24 hours
- to avoid possible burns, remove patch before undergoing any MRI (magnetic resonance imaging) procedures
- it is important to complete treatment. If you feel you need to use the patch for a longer period to keep from smoking, talk to your health care provider.

Other information • store at 20-25°C (68-77°F)

Inactive ingredients acrylate adhesive, aluminized polyester, cellulose paper, methacrylic acid copolymer

Comments or Questions? Call 1-800-585-8682 Weekdays (9am-8pm ET) or visit us at www.habitrol.com

See bottom panel for lot number and expiration date.

• Not for sale to persons under 18 years of age.
• Proof of age required.
• Not for sale in vending machines or from any source where proof of age cannot be verified.

Nicotine Transdermal System PATCH
7 mg delivered over 24 hours
STOP SMOKING AID



For your family's protection, patches are supplied in child-resistant pouches.
Do not use if individual pouch is open or torn.

See self-help guide inside.

TO INCREASE YOUR SUCCESS IN QUITTING:

- You must be motivated to quit.
- Use one patch daily according to directions.
- It is important to complete treatment.
- If you feel you need to use the patch for a longer period to keep from smoking, talk to your health care provider.
- Use patch with a behavioral support program, such as the one described in the enclosed booklet.

Nicotine Transdermal System PATCH
7 mg delivered over 24 hours
STOP SMOKING AID
SAVE \$3.00
PEEL AND SAVE INSTANT REDEEMABLE COUPON

NDC XXXXX-XXX-XX



Nicotine Transdermal System PATCH
7 mg delivered over 24 hours
STOP SMOKING AID



Nicotine Transdermal System PATCH
7 mg delivered over 24 hours
STOP SMOKING AID

7 mg

Includes:
Behavior Support Program with self-help guide

FOR USE AFTER COMPLETING STEP 2



The full treatment course for STEP 3 is 14 patches (2 weeks), this package contains 7 patches (1 week course) only. Read the enclosed self-help guide for additional information

7 PATCHES (1 WEEK KIT)

Distributed by:
Dr. Reddy's Laboratories, Inc.
Princeton, NJ 08540



Font & Format Specifications

Drug Facts (Title)	Font Name: Helvetica Neue LT Std 77 Bold Condensed Oblique	10 point type
Drug Facts (continued)	N/A	N/A
Headings	Font Name: Helvetica Neue LT Std 77 Bold Condensed Oblique	8 point type
Subheading	Font Name: Helvetica Neue LT Std 77 Bold Condensed	6 point type
Body text	Font Name: Helvetica Neue LT Std 57 Condensed	6 point type
Bullets	Font Name: Helvetica Neue LT Std 57 Condensed	5 point type
Spacing of the hair lines from edge of box - i.e. Minimum of 2 spaces either side of Drug Fact Box		Yes
Tracking	0	Horizontal Scale: 100%
Leading (Minimum space in body copy of Drug Facts)	6.5 pt.	Hairlines .5 pt.
Baselines	1.5 pt.	

Drug Facts

Active ingredient (in each patch) Nicotine, 7 mg delivered over 24 hours. **Purpose** Stop smoking aid

Use reduces withdrawal symptoms, including nicotine craving, associated with quitting smoking.

Warnings
If you are pregnant or breast-feeding, only use this medicine on the advice of your health care provider. Smoking can seriously harm your child. Try to stop smoking without using any nicotine replacement medicine. This medicine is believed to be safer than smoking. However, the risks to your child from this medicine are not fully known.

Ask a doctor before use if you have

- heart disease, recent heart attack, or irregular heartbeat. Nicotine can increase your heart rate.
- high blood pressure not controlled with medication. Nicotine can increase your blood pressure.
- an allergy to adhesive tape or have skin problems, because you are more likely to get rashes.
- stomach ulcer or diabetes.
- history of seizures.

Ask a doctor or pharmacist before use if you are

- using a non-nicotine stop smoking drug
- taking a prescription medicine for depression or asthma. Your prescription dose may need to be adjusted.

When using this product

- if you have vivid dreams or other sleep disturbances remove this patch at bedtime

Stop use and ask a doctor if

- skin redness caused by the patch does not go away after four days, or if your skin swells, or you get a rash
- irregular heartbeat or palpitations occur
- you get symptoms of nicotine overdose, such as nausea, vomiting, dizziness, weakness and rapid heartbeat
- you have symptoms of an allergic reaction (such as difficulty breathing or rash)

Keep out of reach of children and pets. Used patches have enough nicotine to poison children and pets. If swallowed, get medical help or contact a Poison Control Center right away. Save pouch to use for patch disposal. Dispose of the used patches by folding sticky ends together and putting in pouch.

Directions

- If you are under 18 years of age, ask a doctor before use
- before using this product, read the enclosed self-help guide for complete directions and other information
- begin using the patch on your quit day
- if you smoke more than 10 cigarettes per day, use the following schedule below:

Weeks 1 thru 4	Weeks 5 and 6	Weeks 7 and 8
STEP 1 use one 21 mg patch/day	STEP 2 use one 14 mg patch/day	STEP 3 use one 7 mg patch/day

- if you smoke 10 or less cigarettes per day, start with Step 2 for 6 weeks, then Step 3 for 2 weeks
- apply one new patch every 24 hours on skin that is dry, clean and hairless
- remove backing from patch and immediately press onto skin. Hold for 10 seconds.
- wash hands after applying or removing patch. Save pouch to use for patch disposal. Dispose of the used patches by folding sticky ends together and putting in pouch.
- the used patch should be removed and a new one applied to a different skin site at the same time each day
- if you have vivid dreams, you may remove the patch at bedtime and apply a new one in the morning
- do not wear more than one patch at a time
- do not cut patch in half or into smaller pieces
- do not leave patch on for more than 24 hours because it may irritate your skin and loses strength after 24 hours
- to avoid possible burns, remove patch before undergoing any MRI (magnetic resonance imaging) procedures
- it is important to complete treatment. If you feel you need to use the patch for a longer period to keep from smoking, talk to your health care provider.

Other information - store at 20-25°C (68-77°F)

Inactive ingredients acrylate adhesive, aluminumized polyester, cellulose paper, methacrylic acid copolymer

Comments or Questions? Call 1-800-585-8682 Weekdays (9am-8pm ET) or visit us at www.habitrol.com

See bottom panel for lot number and expiration date.

• Not for sale to persons under 18 years of age.
• Proof of age required.
• Not for sale in vending machines or from any source where proof of age cannot be verified.

Nicotine Transdermal System
PATCH
7 mg delivered over 24 hours
STOP SMOKING AID



For your family's protection, patches are supplied in child-resistant pouches.
Do not use if individual pouch is open or torn.

See self-help guide inside.

TO INCREASE YOUR SUCCESS IN QUITTING:

1. You must be motivated to quit.
2. Use one patch daily according to directions.
3. It is important to complete treatment.
4. If you feel you need to use the patch for a longer period to keep from smoking, talk to your health care provider.
5. Use patch with a behavioral support program, such as the one described in the enclosed booklet.

NDC XXXXX-XXX-XX

HABITROL® TAKE CONTROL™



Nicotine Transdermal System
PATCH
7 mg delivered over 24 hours
STOP SMOKING AID



Nicotine Transdermal System **PATCH** 7 mg delivered over 24 hours STOP SMOKING AID

7 mg

Includes:
Behavior Support Program with self-help guide



FOR USE AFTER COMPLETING STEP 2

**14
PATCHES
(2 WEEK KIT)**

Distributed by:
Dr. Reddy's Laboratories, Inc.
Princeton, NJ 08540



Font & Format Specifications		
Drug Facts (Title)	Font Name: Helvetica Neue LT Std 77 Bold Condensed Oblique	10 point type
Drug Facts (continued)	N/A	N/A
Headings	Font Name: Helvetica Neue LT Std 77 Bold Condensed Oblique	8 point type
Subheading	Font Name: Helvetica Neue LT Std 77 Bold Condensed	6 point type
Body text	Font Name: Helvetica Neue LT Std 57 Condensed	6 point type
Bullets	Font Name: Helvetica Neue LT Std 57 Condensed	5 point type
Spacing of the hair lines from edge of box - i.e. Minimum of 2 spaces either side of Drug Fact Box		Yes
Tracking	0	Horizontal Scale: 100%
Leading (Minimum space in body copy of Drug Facts)	6.5 pt.	Hairlines: .5 pt.
Baselines	1.5 pt.	

Drug Facts

Active ingredient (in each patch) Nicotine, 7 mg delivered over 24 hours. **Purpose** Stop smoking aid

Use reduces withdrawal symptoms, including nicotine craving, associated with quitting smoking.

Warnings
If you are pregnant or breast-feeding, only use this medicine on the advice of your health care provider. Smoking can seriously harm your child. Try to stop smoking without using any nicotine replacement medicine. This medicine is believed to be safer than smoking. However, the risks to your child from this medicine are not fully known.

Ask a doctor before use if you have

- heart disease, recent heart attack, or irregular heartbeat. Nicotine can increase your heart rate.
- high blood pressure not controlled with medication. Nicotine can increase your blood pressure.
- an allergy to adhesive tape or have skin problems, because you are more likely to get rashes.
- stomach ulcer or diabetes.
- history of seizures.

Ask a doctor or pharmacist before use if you are

- using a non-nicotine stop smoking drug
- taking a prescription medicine for depression or asthma. Your prescription dose may need to be adjusted.

When using this product

- if you have vivid dreams or other sleep disturbances remove this patch at bedtime

Stop use and ask a doctor if

- skin redness caused by the patch does not go away after four days, or if your skin swells, or you get a rash
- irregular heartbeat or palpitations occur
- you get symptoms of nicotine overdose, such as nausea, vomiting, dizziness, weakness and rapid heartbeat
- you have symptoms of an allergic reaction (such as difficulty breathing or rash)

Keep out of reach of children and pets. Used patches have enough nicotine to poison children and pets. If swallowed, get medical help or contact a Poison Control Center right away. Save pouch to use for patch disposal. Dispose of the used patches by folding sticky ends together and putting in pouch.

Directions

- If you are under 18 years of age, ask a doctor before use
- before using this product, read the enclosed self-help guide for complete directions and other information
- begin using the patch on your quit day
- if you smoke more than 10 cigarettes per day, use the following schedule below:

Weeks 1 thru 4	Weeks 5 and 6	Weeks 7 and 8
STEP 1 use one 21 mg patch/day	STEP 2 use one 14 mg patch/day	STEP 3 use one 7 mg patch/day

- if you smoke 10 or less cigarettes per day, start with Step 2 for 6 weeks, then Step 3 for 2 weeks
- apply one new patch every 24 hours on skin that is dry, clean and hairless
- remove backing from patch and immediately press onto skin. Hold for 10 seconds.
- wash hands after applying or removing patch. Save pouch to use for patch disposal. Dispose of the used patches by folding sticky ends together and putting in pouch.
- the used patch should be removed and a new one applied to a different skin site at the same time each day
- if you have vivid dreams, you may remove the patch at bedtime and apply a new one in the morning
- do not wear more than one patch at a time
- do not cut patch in half or into smaller pieces
- do not leave patch on for more than 24 hours because it may irritate your skin and loses strength after 24 hours
- to avoid possible burns, remove patch before undergoing any MRI (magnetic resonance imaging) procedures
- it is important to complete treatment. If you feel you need to use the patch for a longer period to keep from smoking, talk to your health care provider.

Other information - store at 20-25°C (68-77°F)

Inactive ingredients acrylate adhesive, aluminumized polyester, cellulose paper, methacrylic acid copolymer

Comments or Questions? Call 1-800-585-8682 Weekdays (9am-8pm ET) or visit us at www.habitrol.com

See bottom panel for lot number and expiration date.

• Not for sale to persons under 18 years of age.
• Proof of age required.
• Not for sale in vending machines or from any source where proof of age cannot be verified.

Nicotine Transdermal System
PATCH
7 mg delivered over 24 hours
STOP SMOKING AID



For your family's protection, patches are supplied in child-resistant pouches.
Do not use if individual pouch is open or torn.

See self-help guide inside.

See Coupon inside

Nicotine Transdermal System PATCH 7 mg delivered over 24 hours STOP SMOKING AID

7 mg

Includes:
Behavior Support Program with self-help guide

FOR USE AFTER COMPLETING STEP 2

**14
PATCHES
(2 WEEK KIT)**



TO INCREASE YOUR SUCCESS IN QUITTING:

1. You must be motivated to quit.
2. Use one patch daily according to directions.
3. It is important to complete treatment.
4. If you feel you need to use the patch for a longer period to keep from smoking, talk to your health care provider.
5. Use patch with a behavioral support program, such as the one described in the enclosed booklet.

NDC XXXXX-XXX-XX

HABITROL® TAKE CONTROL™



Nicotine Transdermal System
PATCH
7 mg delivered over 24 hours
STOP SMOKING AID



Distributed by:
Dr. Reddy's Laboratories, Inc.
Princeton, NJ 08540



8 48985 00155 7

Font & Format Specifications		
Drug Facts (Title)	Font Name: Helvetica Neue LT Std 77 Bold Condensed Oblique	10 point type
Drug Facts (continued)	N/A	N/A
Headings	Font Name: Helvetica Neue LT Std 77 Bold Condensed Oblique	8 point type
Subheading	Font Name: Helvetica Neue LT Std 77 Bold Condensed	6 point type
Body text	Font Name: Helvetica Neue LT Std 57 Condensed	6 point type
Bullets	Font Name: Helvetica Neue LT Std 57 Condensed	5 point type
Spacing of the hair lines from edge of box - i.e. Minimum of 2 spaces either side of Drug Fact Box		Yes
Tracking	0	Horizontal Scale: 100%
Leading (Minimum space in body copy of Drug Facts)	6.5 pt.	Hairlines: .5 pt.
Baselines	1.5 pt.	

Drug Facts

Active ingredient (in each patch)
Nicotine, 7 mg delivered over 24 hours

Purpose
Stop smoking aid

Use reduces withdrawal symptoms, including nicotine craving, associated with quitting smoking.

Warnings
If you are pregnant or breast-feeding, only use this medicine on the advice of your health care provider. Smoking can seriously harm your child. Try to stop smoking without using any nicotine replacement medicine. This medicine is believed to be safer than smoking. However, the risks to your child from this medicine are not fully known.

Ask a doctor before use if you have

- heart disease, recent heart attack, or irregular heartbeat. Nicotine can increase your heart rate.
- high blood pressure not controlled with medication. Nicotine can increase your blood pressure.
- an allergy to adhesive tape or have skin problems, because you are more likely to get rashes.
- stomach ulcer or diabetes.
- history of seizures.

Ask a doctor or pharmacist before use if you are

- using a non-nicotine stop smoking drug
- taking a prescription medicine for depression or asthma. Your prescription dose may need to be adjusted.

When using this product

- if you have vivid dreams or other sleep disturbances remove this patch at bedtime

Stop use and ask a doctor if

- skin redness caused by the patch does not go away after four days, or if your skin swells, or you get a rash
- irregular heartbeat or palpitations occur
- you get symptoms of nicotine overdose, such as nausea, vomiting, dizziness, weakness and rapid heartbeat
- you have symptoms of an allergic reaction (such as difficulty breathing or rash)

Keep out of reach of children and pets. Used patches have enough nicotine to poison children and pets. If swallowed, get medical help or contact a Poison Control Center right away. Save pouch to use for patch disposal. Dispose of the used patches by folding sticky ends together and putting in pouch.

Directions

- If you are under 18 years of age, ask a doctor before use
- before using this product, read the enclosed self-help guide for complete directions and other information
- begin using the patch on your quit day
- if you smoke **more than 10 cigarettes per day**, use the following schedule below:

Weeks 1 thru 4	Weeks 5 and 6	Weeks 7 and 8
STEP 1 use one 21 mg patch/day	STEP 2 use one 14 mg patch/day	STEP 3 use one 7 mg patch/day

- if you smoke **10 or less cigarettes per day**, start with **Step 2** for 6 weeks, then **Step 3** for 2 weeks
- apply one new patch every 24 hours on skin that is dry, clean and hairless
- remove backing from patch and immediately press onto skin. Hold for 10 seconds.
- wash hands after applying or removing patch. Save pouch to use for patch disposal. Dispose of the used patches by folding sticky ends together and putting in pouch.
- the used patch should be removed and a new one applied to a different skin site at the same time each day
- if you have vivid dreams, you may remove the patch at bedtime and apply a new one in the morning
- do not wear more than one patch at a time
- do not cut patch in half or into smaller pieces
- do not leave patch on for more than 24 hours because it may irritate your skin and loses strength after 24 hours
- to avoid possible burns, remove patch before undergoing any MRI (magnetic resonance imaging) procedures
- it is important to complete treatment. If you feel you need to use the patch for a longer period to keep from smoking, talk to your health care provider.

Other information - store at 20-25°C (68-77°F)

Inactive ingredients acrylate adhesive, aluminumized polyester, cellulose paper, methacrylic acid copolymer

Comments or Questions? Call 1-800-585-8682 Weekdays (9am-8pm ET) or visit us at www.habitrol.com

See bottom panel for lot number and expiration date.

• Not for sale to persons under 18 years of age.
• Proof of age required.
• Not for sale in vending machines or from any source where proof of age cannot be verified.

Nicotine Transdermal System
PATCH
7 mg delivered over 24 hours
STOP SMOKING AID



For your family's protection, patches are supplied in child-resistant pouches.
Do not use if individual pouch is open or torn.

See self-help guide inside.



TO INCREASE YOUR SUCCESS IN QUITTING:

1. You must be motivated to quit.
2. Use one patch daily according to directions.
3. It is important to complete treatment.
4. If you feel you need to use the patch for a longer period to keep from smoking, talk to your health care provider.
5. Use patch with a behavioral support program, such as the one described in the enclosed booklet.

Nicotine Transdermal System
PATCH

7 mg delivered over 24 hours
STOP SMOKING AID

SAVE \$3.00

PEEL AND SAVE INSTANT REDEEMABLE COUPON

NDC XXXXX-XXX-XX

HABITROL® TAKE CONTROL™



Nicotine Transdermal System
PATCH
7 mg delivered over 24 hours
STOP SMOKING AID



Nicotine Transdermal System
PATCH 7 mg delivered over 24 hours
STOP SMOKING AID
7 mg



Includes:
Behavior Support Program with self-help guide

FOR USE AFTER COMPLETING STEP 2

14™
PATCHES
(2 WEEK KIT)

Distributed by:
Dr. Reddy's Laboratories, Inc.
Princeton, NJ 08540



Font & Format Specifications		
Drug Facts (Title)	Font Name: Helvetica Neue LT Std 77 Bold Condensed Oblique	10 point type
Drug Facts (continued)	N/A	N/A
Headings	Font Name: Helvetica Neue LT Std 77 Bold Condensed Oblique	8 point type
Subheading	Font Name: Helvetica Neue LT Std 77 Bold Condensed	6 point type
Body text	Font Name: Helvetica Neue LT Std 57 Condensed	6 point type
Bullets	Font Name: Helvetica Neue LT Std 57 Condensed	5 point type
Spacing of the hair lines from edge of box - i.e. Minimum of 2 spaces either side of Drug Fact Box		Yes
Tracking	0	Horizontal Scale: 100%
Leading (Minimum space in body copy of Drug Facts)	6.5 pt.	Hairlines: .5 pt.
Baselines	1.5 pt.	

Drug Facts

Active ingredient (in each patch)
Nicotine, 7 mg delivered over 24 hours.....**Purpose**
Stop smoking aid

Use reduces withdrawal symptoms, including nicotine craving, associated with quitting smoking.

Warnings
If you are pregnant or breast-feeding, only use this medicine on the advice of your health care provider. Smoking can seriously harm your child. Try to stop smoking without using any nicotine replacement medicine. This medicine is believed to be safer than smoking. However, the risks to your child from this medicine are not fully known.

Ask a doctor before use if you have

- heart disease, recent heart attack, or irregular heartbeat. Nicotine can increase your heart rate.
- high blood pressure not controlled with medication. Nicotine can increase your blood pressure.
- an allergy to adhesive tape or have skin problems, because you are more likely to get rashes.
- stomach ulcer or diabetes.
- history of seizures.

Ask a doctor or pharmacist before use if you are

- using a non-nicotine stop smoking drug
- taking a prescription medicine for depression or asthma. Your prescription dose may need to be adjusted.

When using this product

- if you have vivid dreams or other sleep disturbances remove this patch at bedtime

Stop use and ask a doctor if

- skin redness caused by the patch does not go away after four days, or if your skin swells, or you get a rash
- irregular heartbeat or palpitations occur
- you get symptoms of nicotine overdose, such as nausea, vomiting, dizziness, weakness and rapid heartbeat
- you have symptoms of an allergic reaction (such as difficulty breathing or rash)

Keep out of reach of children and pets. Used patches have enough nicotine to poison children and pets. If swallowed, get medical help or contact a Poison Control Center right away. Save pouch to use for patch disposal. Dispose of the used patches by folding sticky ends together and putting in pouch.

Directions

- If you are under 18 years of age, ask a doctor before use
- before using this product, read the enclosed self-help guide for complete directions and other information
- begin using the patch on your quit day
- if you smoke more than 10 cigarettes per day, use the following schedule below:

Weeks 1 thru 4	Weeks 5 and 6	Weeks 7 and 8
STEP 1 use one 21 mg patch/day	STEP 2 use one 14 mg patch/day	STEP 3 use one 7 mg patch/day

- if you smoke 10 or less cigarettes per day, start with Step 2 for 6 weeks, then Step 3 for 2 weeks
- apply one new patch every 24 hours on skin that is dry, clean and hairless
- remove backing from patch and immediately press onto skin. Hold for 10 seconds.
- wash hands after applying or removing patch. Save pouch to use for patch disposal. Dispose of the used patches by folding sticky ends together and putting in pouch.
- the used patch should be removed and a new one applied to a different skin site at the same time each day
- if you have vivid dreams, you may remove the patch at bedtime and apply a new one in the morning
- do not wear more than one patch at a time
- do not cut patch in half or into smaller pieces
- do not leave patch on for more than 24 hours because it may irritate your skin and loses strength after 24 hours
- to avoid possible burns, remove patch before undergoing any MRI (magnetic resonance imaging) procedures
- it is important to complete treatment. If you feel you need to use the patch for a longer period to keep from smoking, talk to your health care provider.

Other information • store at 20-25°C (68-77°F)

Inactive ingredients acrylate adhesive, aluminized polyester, cellulose paper, methacrylic acid copolymer

Comments or Questions? Call 1-800-585-8682 Weekdays (9am-8pm ET) or visit us at www.habitrol.com

See bottom panel for lot number and expiration date.

• Not for sale to persons under 18 years of age.
• Proof of age required.
• Not for sale in vending machines or from any source where proof of age cannot be verified.

Nicotine Transdermal System PATCH
7 mg delivered over 24 hours
STOP SMOKING AID



For your family's protection, patches are supplied in child-resistant pouches.
Do not use if individual pouch is open or torn.

See self-help guide inside.

TO INCREASE YOUR SUCCESS IN QUITTING:

1. You must be motivated to quit.
2. Use one patch daily according to directions.
3. It is important to complete treatment.
4. If you feel you need to use the patch for a longer period to keep from smoking, talk to your health care provider.
5. Use patch with a behavioral support program, such as the one described in the enclosed booklet.

BONUS 7 +7 PACK NDC XXXXX-XXX-XX

HABITROL® TAKE CONTROL™ SUPPORT PROGRAM

Nicotine Transdermal System PATCH 7 mg delivered over 24 hours
STOP SMOKING AID

7 mg



Includes:
Behavior Support Program with self-help guide

FOR USE AFTER COMPLETING STEP 2

14 ~~7~~ PATCHES (2 WEEK KIT)

Nicotine Transdermal System PATCH
7 mg delivered over 24 hours
STOP SMOKING AID



Distributed by:
Dr. Reddy's Laboratories, Inc.
Princeton, NJ 08540

Font & Format Specifications

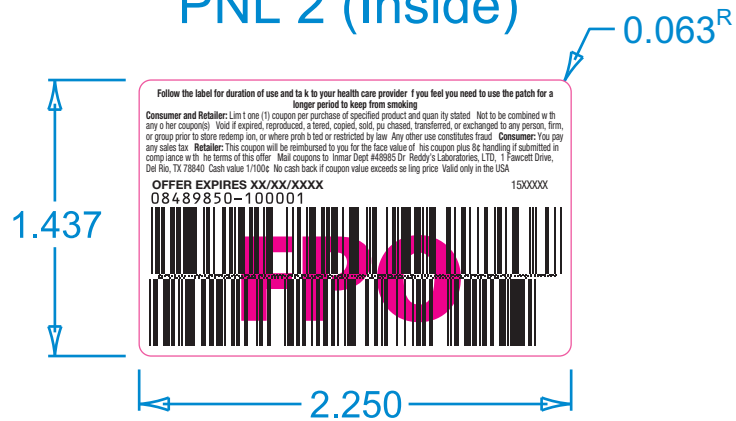
Item	Font Name	Size	Weight	Style
Drug Facts (Title)	Helvetica Neue LT Std 77	10	Bold	Condensed Oblique
Drug Facts (continued)	N/A	N/A	N/A	N/A
Headings	Helvetica Neue LT Std 77	8	Bold	Condensed Oblique
Subheading	Helvetica Neue LT Std 77	6	Bold	Condensed
Body text	Helvetica Neue LT Std 57	6	Condensed	
Bullets	Helvetica Neue LT Std 57	5	Condensed	
Spacing of the hair lines from edge of box - i.e., Minimum of 2 spaces either side of Drug Fact Box				Yes
Tracking	0	Horizontal Scale		100%
Leading (Minimum space in body copy of Drug Facts)	6.5 pt.	Hairlines		.5 pt.
Baselines	1.5 pt.			



PNL 1 (Outside)



PNL 2 (Inside)



[]

[]

[]

Drug Facts

Active ingredient (in each patch)

Nicotine, 21 mg delivered over 24 hours.....	Purpose
Nicotine, 14 mg delivered over 24 hours.....	Stop smoking aid
Nicotine, 7 mg delivered over 24 hours.....	Stop smoking aid

Use reduces withdrawal symptoms, including nicotine craving, associated with quitting smoking.

Warnings

If you are pregnant or breast-feeding, only use this medicine on the advice of your health care provider. Smoking can seriously harm your child. Try to stop smoking without using any nicotine replacement medicine. This medicine is believed to be safer than smoking. However, the risks to your child from this medicine are not fully known.

Ask a doctor before use if you have

- heart disease, recent heart attack, or irregular heartbeat. Nicotine can increase your heart rate.
- high blood pressure not controlled with medication. Nicotine can increase your blood pressure.
- an allergy to adhesive tape or have skin problems, because you are more likely to get rashes.
- stomach ulcer or diabetes.
- history of seizures.

Ask a doctor or pharmacist before use if you are

- using a non-nicotine stop smoking drug
- taking a prescription medicine for depression or asthma. Your prescription dose may need to be adjusted.

When using this product

- if you have vivid dreams or other sleep disturbances remove this patch at bedtime

Stop use and ask a doctor if

- skin redness caused by the patch does not go away after four days, or if your skin swells, or you get a rash
- irregular heartbeat or palpitations occur
- you get symptoms of nicotine overdose, such as nausea, vomiting, dizziness, weakness and rapid heartbeat
- you have symptoms of an allergic reaction (such as difficulty breathing or rash)

Keep out of reach of children and pets. Used patches have enough nicotine to poison children and pets. If swallowed, get medical help or contact a Poison Control Center right away. Save pouch to use for patch disposal. Dispose of the used patches by folding sticky ends together and putting in pouch.

Drug Facts (continued)

Directions

- If you are under 18 years of age, ask a doctor before use
- before using this product, read the enclosed self-help guide for complete directions and other information
- begin using the patch on your quit day
- if you smoke **more than 10 cigarettes per day**, use the following schedule below:

Weeks 1 thru 4	Weeks 5 and 6	Weeks 7 and 8
STEP 1 use one 21 mg patch/day	STEP 2 use one 14 mg patch/day	STEP 3 use one 7 mg patch/day

- if you smoke **10 or less cigarettes per day**, start with **Step 2** for 6 weeks, then **Step 3** for 2 weeks
- apply one new patch every 24 hours on skin that is dry, clean and hairless
- remove backing from patch and immediately press onto skin. Hold for 10 seconds.
- wash hands after applying or removing patch. Save pouch to use for patch disposal. Dispose of the used patches by folding sticky ends together and putting in pouch.
- the used patch should be removed and a new one applied to a different skin site at the same time each day
- if you have vivid dreams, you may remove the patch at bedtime and apply a new one in the morning
- do not wear more than one patch at a time
- do not cut patch in half or into smaller pieces
- do not leave patch on for more than 24 hours because it may irritate your skin and loses strength after 24 hours
- to avoid possible burns, remove patch before undergoing any MRI (magnetic resonance imaging) procedures
- it is important to complete treatment. If you feel you need to use the patch for a longer period to keep from smoking, talk to your health care provider.

Other information • store at 20-25°C (68-77°F)

Inactive ingredients acrylate adhesive, aluminumized polyester, cellulose paper, methacrylic acid copolymer

Comments or Questions? Call 1-800-585-8682 Weekdays (9am-8pm ET) or visit us at www.habitrol.com

NDC XXXXX-XXX-XX

HABITROL™ TAKE CONTROL™ SUPPORT PROGRAM

Nicotine Transdermal System PATCH KIT

Contains 21 mg, 14 mg and 7 mg delivered over 24 hours

INCLUDES ALL 3 STEPS

STEP 3

STEP 2

STEP 1

STEP 1

21 mg delivered over 24 hours
Contains 28 Patches (4 week supply)

STEP 2

14 mg delivered over 24 hours
Contains 14 Patches (2 week supply)

STEP 3

7 mg delivered over 24 hours
Contains 14 Patches (2 week supply)

56
PATCHES
(8 WEEK KIT)

COMPLETE STOP SMOKING AID KIT – USE **ONLY** IF YOU SMOKE **MORE THAN 10 CIGARETTES PER DAY**

Includes: Behavior Support Program with self-help guide

8 48985 00157 1

Font & Format Specifications		
Drug Facts (Title)	Font Name: Helvetica Neue LT Std 77 Bold Condensed Oblique	10 point type
Drug Facts (continued)	Font Name: Helvetica Neue LT Std 77 Bold Condensed Oblique / Helvetica Neue LT Std 57 Condensed	8 pt nt type
Headings	Font Name: Helvetica Neue LT Std 77 Bold Condensed Oblique	8 pt nt type
Subheading	Font Name: Helvetica Neue LT Std 77 Bold Condensed	6 point type
Body text	Font Name: Helvetica Neue LT Std 57 Condensed	6 point type
Bullets	Font Name: Helvetica Neue LT Std 57 Condensed	5 point type
Spacing of the hair lines from edge of box—ca. Minimum of 2 spaces either side of Drug Fact Box	Yes	
Tracking	0	Horizontal Scale
Leading (Minimum space in body copy of Drug Facts)	6.5 pt.	Halfines
Baselines	1.5 pt.	

Nicotine Transdermal System PATCH KIT Contains 21 mg, 14 mg and 7 mg delivered over 24 hours

STOP SMOKING AID

STEP 3

STEP 2

STEP 1

For your family's protection, patches are supplied in child-resistant pouches.
Do not use if individual pouch is open or torn.

See self-help guide inside.

See bottom panel for lot number and expiration date.

Distributed by:
Dr. Reddy's Laboratories, Inc.
Princeton, NJ 08540

- Not for sale to persons under 18 years of age.
- Proof of age required.
- Not for sale in vending machines or from any source where proof of age cannot be verified.

Final labeling

U/A Pg. 11

BACK

76.20
3.00

73.025
2.875

III: The Patch

Important Information About This Nicotine Transdermal System

This product is only for those who want to stop smoking. The patch helps smokers quit by reducing nicotine withdrawal symptoms. Almost half of those who use this product will be able to stop smoking for at least a few days, but many will start smoking again. Most smokers will require several attempts before they stop smoking completely. Your own chances of quitting depend on how strongly you are addicted to nicotine, how motivated you are to quit, and how closely you follow a quit program, such as this one. If you find that you cannot stop smoking, or if you start smoking again after using the patch, talk with your doctor, who can help you find a program that may work better for you.

Ask your doctor before use if you:

- Have heart disease or an irregular heartbeat, or if you had a recent heart attack. Nicotine can increase your heart rate.
- Have high blood pressure not controlled with medication. Nicotine can increase blood pressure.
- Are allergic to any adhesives or patch ingredients or have skin problems, because you are more likely to get rashes.
- Are using a non-nicotine stop smoking drug.
- Take prescription medicine for depression or asthma. Your prescription dose may need to be adjusted.

Keep out of reach of children and pets. Used patches have enough nicotine to poison children and pets. If swallowed, get medical help or contact a Poison Control Center right away.

How the Patch Works

The patch is a nicotine transdermal system skin patch containing nicotine, the addictive agent in tobacco products. When you wear a patch, it gradually releases nicotine into your bloodstream through the skin. By replacing some of the nicotine to which your body has become accustomed from smoking, the patch helps reduce the nicotine withdrawal symptoms many people normally feel when they stop smoking. By offering three patches with different nicotine dose levels, this patch uses a step-down dosing system that allows you to gradually reduce your nicotine level by changing the patch you wear (moving to a lower dose) over

an eight-week period. Nicotine replacement therapy can reduce nicotine withdrawal symptoms such as irritability, anxiety, restlessness, headaches, difficulty sleeping and concentrating, increased appetite, and craving for nicotine. By helping to reduce your physical nicotine withdrawal symptoms, the patch helps you to concentrate on the psychological aspects of quitting and to change your habits that "trigger" your nicotine cravings. This patch program takes 8 weeks to complete. It is important to complete treatment. If you feel you need to use the patch for a longer period to keep from smoking, talk to your health care provider.

Why wearing a nicotine patch isn't as bad as smoking. By placing a nicotine patch on your skin, you are NOT inhaling the harmful tars, toxins and chemicals found in cigarettes. These are the most dangerous parts of the cigarette.

And, because you're not smoking while wearing the patch, there's no second-hand smoke or odors to affect your family and friends.

How to Use the Patch

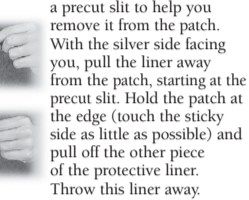
It is important that you are firmly committed to giving up smoking.

Warnings:

- If you are pregnant or breastfeeding, only use this medicine on the advice of your health care provider. Smoking can seriously harm your child. Try to stop smoking without using any nicotine replacement medicine. This medicine is believed to be safer than smoking. However, the risks to your child from this medicine are not fully known.
- Ask a doctor before use if you have heart disease, have had a recent heart attack, or have an irregular heartbeat. Nicotine can increase your heart rate.
- Ask a doctor before use if you have high blood pressure not controlled with medication. Nicotine can increase your blood pressure.
- Ask a doctor before use if you have an allergy to adhesive tape or have skin problems because you are more likely to get rashes with patch use.
- Ask a doctor before use if you have stomach ulcer or diabetes.
- Ask a doctor before use if you have history of seizures.
- Ask a doctor or pharmacist before use if you are taking a prescription medicine for depression or asthma. Your prescription dose may need to be adjusted.
- When using this product, if you have vivid dreams or other sleep disturbances, you may remove

cut or irritated in any way. Immediately before applying the patch, wash your hands and the skin area with plain soap and water and dry completely. Avoid using any soap, lotion, hand cream, tanning lotion or oil, bath oil or insect repellent that contains aloe, lanolin or glycerin as a moisturizer. These products can leave a moisturizing film on your skin, which can interfere with the adherence of the patch.

2. Do not remove the patch from its sealed, protective pouch until you are ready to use it. Carefully cut open the child-resistant pouch along the dotted line, as indicated. If the new patch is cut, throw it away. Save pouch to use for patch disposal. Dispose



of the used patches by folding sticky ends together and putting in pouch. 3. A shiny protective liner covers the sticky side of the patch where it contacts the skin. The liner has a pre-cut slit to help you remove it from the patch. With the silver side facing you, pull the liner away from the patch, starting at the pre-cut slit. Hold the patch at the edge (touch the sticky side as little as possible) and pull off the other piece of the protective liner. Throw this liner away. 4. Immediately apply the sticky side of the patch to your skin. Press the patch firmly against your skin with the palm of your hand for about 10 seconds. Make sure it sticks well to your skin, especially around the edges.

the patch at bedtime and apply a new one in the morning. • Stop use and ask a doctor if skin redness caused by the patch does not go away after four days, or if your skin swells, or if you get rash. • Stop use and ask a doctor if irregular heartbeat or palpitations occur.

- Stop use and ask a doctor if you get symptoms of nicotine overdose, such as nausea, vomiting, dizziness, weakness and rapid heartbeat.
- Stop use and ask a doctor if you have symptoms of an allergic reaction (such as difficulty breathing or rash).
- Keep unused and used patches out of the reach of children and pets. Used patches have enough nicotine to poison children and pets. If swallowed, get medical help or contact a Poison Control Center right away. Save pouch to use for patch disposal. Dispose of the used patches by folding sticky ends together and putting

in pouch. Do not wear more than one patch at a time.

- Do not cut the patch in half or into smaller pieces.
- Do not leave the patch on for more than 24 hours because it may irritate your skin and it loses strength after 24 hours.
- To avoid possible burns, remove patch before undergoing any MRI (Magnetic Resonance Imaging) procedures.
- It is important to complete treatment. If you feel you need to use the patch for a longer period to keep from smoking, talk to your health care provider. The patch has been tested in 3 months studies and long term studies have not been conducted. See chart on following page.

First, it is important that you are well prepared to give up smoking. If you are under 18 years of age, ask a doctor before use.

If you smoke more than 10 cigarettes per day: Begin with Step 1. Use the 21 mg patch for 2 weeks, then 14 mg patch for 2 weeks, and 7 mg patch for 2 weeks.

Weeks 1-4	Weeks 5 and 6	Weeks 7 and 8
Step 1 21 mg/day	Step 2 14 mg/day	Step 3 7 mg/day

If you smoke 10 or less cigarettes per day: Do not begin with Step 1. Begin with Step 2, 14 mg patch for 2 weeks, and 7 mg patch for 2 weeks.

Weeks 1-6	Weeks 7 and 8
Step 2 14 mg/day	Step 3 7 mg/day

If you smoke 10 or less cigarettes per day:

- Do not use Step 1 Patch (21 mg/day). Begin with Step 2 Patch (14 mg/day) for 2 weeks, use Step 3 Patch (7 mg/day) for 2 weeks.
- Steps 2 and 3 allow you to gradually reduce your level of nicotine. Completing the full program will increase your chance of quitting successfully.
- It is important to complete treatment. If you feel you need to use the patch for a longer period to keep from smoking, talk to your health care provider.

Lowering your patch dosage over 8 weeks will help you overcome physical cravings for nicotine.

How to Apply the Nicotine Transdermal System Patch

1. Choose a clean, dry, non-hairy area of skin on your upper body or the outer part of your arm. Do not put a patch on skin that is very oily, burned, broken out,

If your patch comes off

If your patch falls off, put on a new one. Then remove this new patch at your regular time to keep your schedule the same. When applying the patch, be sure to press it firmly onto your skin with the palm of your hand for about 10 seconds, making sure that the patch sticks well, especially around the edges.

If your patch gets wet

Water will not harm or affect the patch you are wearing. You can take a bath or a shower, or you can swim while you are wearing the patch.

Disposing of the patch

Save pouch to use for patch disposal. Dispose of the used patches by folding sticky ends together and putting in pouch. Keep all used patches out of reach of children and pets.

Storage instructions

Keep the patch in its protective pouch until you are ready to use it. Store your patches between 20-25°C (68-77°F), because the patch is sensitive to heat. The inside of your car, for example, can reach much higher temperatures in the summer. Keep all unused patches out of the reach of children and pets.

If your skin reacts to the patch

When you first put on a patch, mild itching, burning, or tingling at the patch application site is normal and should go away within an hour. After you remove a patch, the skin under the patch might be somewhat red. Your skin should not stay red for more than a day. If you have a skin rash or redness caused by the patch that does not go away after 4 days, or your skin swells, call your doctor. Do not put on a new patch; you may be allergic to one of the components of the patch.

Other side effects you may experience

While wearing a nicotine replacement patch, you may experience one or more of the following side effects: nausea, dizziness, dry mouth, diarrhea, nervousness or restlessness, headache, vivid dreams or other sleep disturbances, and irritability. If you experience any of the following side effects, immediately remove the patch and call your doctor:

- Severe skin irritation or discoloration
- Irregular heartbeats or palpitations
- Severe chest pain or tightening
- Symptoms of nicotine overdose, such as pallor (extreme paleness), cold sweat, nausea, abnormal salivation, vomiting, abdominal pain or severe headache, disturbed hearing or vision, dizziness, mental confusion or weakness.

5. When you have finished applying or removing the patch, wash your hands with water only. Nicotine on your hands could get into your eyes and nose and could cause stinging, redness or irritation.

6. After 24 hours, remove the patch you have been wearing.

If you remove and apply the patch at about the same time each day, it will help you to remember when to put on a new patch.



Choose a different place on your skin to apply the next patch and repeat at steps 1 through 5. Do not reapply a patch to a previously used skin site for at least 1 week. Do not leave the patch on for more than 24 hours, because it may irritate your skin and loses strength after 24 hours. Do not wear more than one patch at the same time, and do not cut a patch in half or into smaller pieces to wear.

If you have trouble sleeping

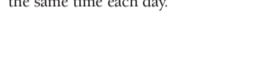
You should wear the patch 24 hours a day. This may help overcome your morning cravings for nicotine. However, if you have vivid dreams or other sleep disturbances, you may remove the patch at bedtime and apply a new patch the following morning. The patch should be applied at approximately the same time each day.

How to control your weight through the benefits of exercise

One of the best ways to control your weight is to move more. So if you already exercise regularly, keep it up. If not, start with small increases in your daily activity. We're NOT talking about running a marathon. We're talking about walking to the store instead of hopping in the car. Or, walking up three flights of stairs instead of taking the elevator. Maybe you should rediscover your bicycle, take up golf or go for a swim.

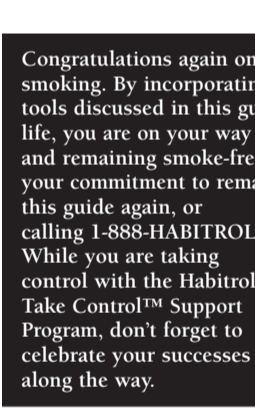
A little exercise will do more than you think

- It reduces possible weight gain while you're quitting smoking.
- It can improve your sleeping.
- It can make you feel better in general.



V: You Are On Your Way!

Congratulations again on your decision to quit smoking. By incorporating the behavior-changing tools discussed in this guide into your everyday life, you are on your way to successfully becoming and remaining smoke-free. Continue to reinforce your commitment to remain smoke-free by reading this guide again, or calling 1-888-HABITROL. While you are taking control with the Habitrol® Take Control™ Support Program, don't forget to celebrate your successes along the way.



IV: Weight Control Guide

Why You May Gain Weight After You Quit Smoking

It's perfectly normal to gain some weight when you stop smoking. But don't panic. Sometimes the weight change is simply a result of a change in your body's metabolism. This is caused by your body's withdrawal from nicotine. Your metabolism is simply returning to that of a nonsmoker. Besides, the average weight gain is only about five to ten pounds, and as you will see, there are things you can do to help control it.

Another source of extra pounds is the need for oral gratification. If you use food as a temporary substitute for cigarettes, you may gain weight. If you feel some concern about your weight, remember: a small weight gain is better than the high health risks associated with smoking.

The following tips will help you minimize the weight gain while you quit smoking.

How to control your weight by watching how and what you eat

Some general tips:

- Replace fattening snack foods with healthy, low-calorie snacks
- Keep low-fat, low-calorie snacks in the car
- Broil, boil, poach, or steam food instead of frying
- Remove fat from meat and skin from poultry
- Eat slowly and you'll feel full sooner on less food
- Try eating several small meals a day instead of three big ones
- Drink a large glass of water before a meal

VI: Your Daily Success Calendar

Check off each day as a nonsmoker and watch those successful days accumulate.

WEEK 1: QUIT	DAY 2	DAY 3	DAY 4	DAY 5	DAY 6	DAY 7
DAY 1: Try your first day as a non-smoker! Congratulations! Start off the day with your first Step 1 (21 mg) patch instead of a cigarette!	DAY 2: Avoid your triggers today!	DAY 3: Remember to switch your focus when you think of a cigarette. Think of something else, like how much healthier you'll be.	DAY 4: Are you rewarding yourself?	DAY 5: Dry clean or wash clothes to get rid of the cigarette smell!	DAY 6: Try the Three Second Breathing Exercise.	DAY 7: It's a good idea to review Taming Your "Triggers" (page 12).
WEEK 2	DAY 8	DAY 9	DAY 10	DAY 11	DAY 12	DAY 13
DAY 8: You made it through the crucial first week!	DAY 9: Don't forget to change your patch every day!	DAY 10: What triggers did you tame today?	DAY 11: Have you reached out to your support?	DAY 12: Did you remember to pick up more patches?	DAY 13: Make sure you have healthy snacks on hand!	DAY 14: Way to go! Two whole weeks without smoking!
WEEK 3	DAY 15	DAY 16	DAY 17	DAY 18	DAY 19	DAY 20
DAY 15: Treat yourself today! Go to the movies or the park.	DAY 16: Remember to switch your focus when the urge strikes.	DAY 17: List the triggers you've avoided. Are you proud of yourself?	DAY 18: Check your patch supply. Do you need more patches?	DAY 19: Are you exercising enough? Exercise is a great stress-reliever!	DAY 20: Think about encouraging a friend to stop smoking.	DAY 21: Celebrate! Three weeks of no smoking!
WEEK 4	DAY 22	DAY 23	DAY 24	DAY 25	DAY 26	DAY 27
DAY 22: You deserve a reward! Do something special for yourself!	DAY 23: Doesn't food taste better these days?	DAY 24: Was today trigger free?	DAY 25: The urge to smoke will pass. Stay committed!	DAY 26: Remember to get up and move. Try a new exercise today.	DAY 27: Treat yourself to a bottle of cologne to celebrate your improved sense of smell!	DAY 28: Tomorrow, you step down to the next lower strength patch.

If you smoke 10 or less cigarettes per day, start with the Step 2, 14 mg patch for 2 weeks, then step 3, 7 mg patch for 2 weeks.

VII: The Habitrol® Take Control™ Support Program is committed to your success.

You are invited to use the Habitrol® Take Control™ Support Program! It's FREE and only takes a few minutes to call. Call 1-888-HABITROL (1-888-422-4876) or visit us at www.habitrol.com.

Call now for this FREE program to help you successfully quit smoking! With FREE Access To:

- QUITTING TIPS
- PERSONALIZED SUPPORT
- INFORMATION ABOUT QUITTING SMOKING

WEEK 5

DAY 29: Can you believe it? Four whole weeks! Step down to the 14 mg/day patch, which is Step 2.

DAY 30: Take one day at a time!

DAY 31: Admin. it, you're feeling great!

DAY 32: Don't forget to call a friend if you need some extra TLC.

DAY 33: How does it feel now? Are you still a nonsmoker?

DAY 34: Keep exercising!

DAY 35: List any surprise triggers and how you tamed them!

DAY 36: Treating a high pressure day? Prepare yourself by reviewing Taming Your "Triggers" (page 12).

DAY 37: Have you rewarded yourself lately?

DAY 38: Take a walk and renew your commitment.

DAY 39: It is time to buy more patches!

DAY 40: Celebrate! Three weeks of no smoking!

DAY 41: Take a walk and renew your commitment.

DAY 42: It is time to buy more patches!

DAY 43: Need some added support? Call a friend or 1-888-HABITROL, or visit www.habitrol.com.

DAY 44: Review your reasons for quitting.

DAY 45: Stronger than you thought you were. Congratulations!

DAY 46: Remember to keep a healthy snack on hand.

DAY 47: Daily exercise is still your best defense.

DAY 48: Stronger than you thought you were. Congratulations!

DAY 49: Think of a way to celebrate.

DAY 50: You're a hero!

DAY 51: Visit us at www.habitrol.com.

DAY 52: Are you feeling a great sense of freedom?

DAY 53: If you feel you need to use the patch for a longer period to keep from smoking, talk to your health care provider. You are a success!

DAY 54: Think of a way to celebrate.

DAY 55: You're a hero!

DAY 56: You're a hero!

WEEK 6

DAY 32: Don't forget to call a friend if you need some extra TLC.

DAY 33: How does it feel now? Are you still a nonsmoker?

DAY 34: Keep exercising!

DAY 35: List any surprise triggers and how you tamed them!

DAY 36: Treating a high pressure day? Prepare yourself by reviewing Taming Your "Triggers" (page 12).

DAY 37: Have you rewarded yourself lately?

DAY 38: Take a walk and renew your commitment.

DAY 39: It is time to buy more patches!

DAY 40: Celebrate! Three weeks of no smoking!

DAY 41: Take a walk and renew your commitment.

DAY 42: It is time to buy more patches!

DAY 43: Need some added support? Call a friend or 1-888-HABITROL, or visit www.habitrol.com.

DAY 44: Review your reasons for quitting.

DAY 45: Stronger than you thought you were. Congratulations!

DAY 46: Remember to keep a healthy snack on hand.

DAY 47: Daily exercise is still your best defense.

DAY 48: Stronger than you thought you were. Congratulations!

DAY 49: Think of a way to celebrate.

DAY 50: You're a hero!

DAY 51: Visit us at www.habitrol.com.

DAY 52: Are you feeling a great sense of freedom?

DAY 53: If you feel you need to use the patch for a longer period to keep from smoking, talk to your health care provider. You are a success!

DAY 54: Think of a way to celebrate.

DAY 55: You're a hero!

DAY 56: You're a hero!

WEEK 7

DAY 32: Don't forget to call a friend if you need some extra TLC.

DAY 33: How does it feel now? Are you still a nonsmoker?

DAY 34: Keep exercising!

DAY 35: List any surprise triggers and how you tamed them!

DAY 36: Treating a high pressure day? Prepare yourself by reviewing Taming Your "Triggers" (page 12).

DAY 37: Have you rewarded yourself lately?

DAY 38: Take a walk and renew your commitment.

DAY 39: It is time to buy more patches!

DAY 40: Celebrate! Three weeks of no smoking!

DAY 41: Take a walk and renew your commitment.

DAY 42: It is time to buy more patches!

DAY 43: Need some added support? Call a friend or 1-888-HABITROL, or visit www.habitrol.com.

DAY 44: Review your reasons for quitting.

DAY 45: Stronger than you thought you were. Congratulations!

DAY 46: Remember to keep a healthy snack on hand.

DAY 47: Daily exercise is still your best defense.

DAY 48: Stronger than you thought you were. Congratulations!

DAY 49: Think of a way to celebrate.

DAY 50: You're a hero!

DAY 51: Visit us at www.habitrol.com.

DAY 52: Are you feeling a great sense of freedom?

DAY 53: If you feel you need to use the patch for a longer period to keep from smoking, talk to your health care provider. You are a success!

DAY 54: Think of a way to celebrate.

DAY 55: You're a hero!

DAY 56: You're a hero!

10 Steps to Success

1. Tape a list of your reasons for quitting on the mirror. Go over them daily.

2. Tell one or two friends and your family Ask for the specific help that you think you will need from each of them.

3. Use the Habitrol® Take Control™ Support Program.

4. Know your "triggers," and practice your coping strategies.

5. Change your routines (for example, sit in a different chair, not your smoking chair).

6. Plan how you will spend all the money you save from not smoking.

7. Freshen your environment. On the day before your quit date, clean your clothes, car and any rooms where you spend a lot of time.

8. Throw away any remaining cigarettes, ashtrays and lighters the night before your quit day.

9. Have plenty of low-calorie snacks available.

10. Use the patch as directed.

228.6 mm
9.0 in

4"

NDC XXXX-XXXX-XX

HABITROL® TAKE CONTROL™



SAVE \$3.00

Nicotine Transdermal System PATCH

STOP SMOKING AID

Save redeemable Coupon

2"

FRONT

- Not for sale to persons under 18 years of age.
- Proof of age required.
- Not for sale in vending machines or from any source where proof of age cannot be verified.


Weeks 1 thru 4	Weeks 5 and 6	Weeks 7 and 8
STEP 1 use one 21 mg patch/day	STEP 2 use one 14 mg patch/day	STEP 3 use one 7 mg patch/day

Follow the label for duration of use and talk to your health care provider if you feel you need to use the patch for a longer period to keep from smoking
Consumer and Retailer: Limit one (1) coupon per purchase of specified product and quantity stated. Not to be combined with any other coupons. Void if expired, reproduced, altered, copied, sold, purchased, transferred, or changed by any person, or group prior to store redemption, or where prohibited or restricted by law. Any other use constitutes fraud. **Consumer:** You pay for this product. This coupon will be reimbursed to you for the face value of this coupon plus 8¢ handling if submitted in compliance with the terms of this offer. Mail coupons to: **Mar Dept #48985 Dr. Reddy's Laboratories, LTD, 1 Fawcett Drive, Del Rio, TX 78840.** Cash value 1/100¢. No cash back if coupon value exceeds selling price. Valid only in the USA.

OFFER EXPIRES xx/xx/xxxx

1500XXXX

08489850-100001



FPO

BACK