

(b) (4)



Ten 0.3mL Syringes
 FOR SUBCUTANEOUS INJECTION
 SINGLE DOSE SYRINGES WITH AUTOMATIC SAFETY DEVICE
Rx ONLY
30 mg/0.3 mL
LOVENOX®
(enoxaparin sodium injection)
 NDC 0075-0624-30

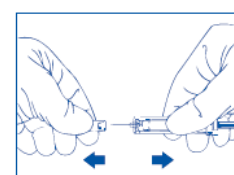
520025

(b) (4)

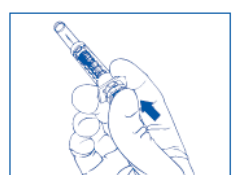
510130

Lovenox®
(enoxaparin sodium injection)

**Directions for Use of Lovenox
 Single Dose Syringe with Automatic Safety Device:**



1. Remove the needle shield by pulling it straight off the syringe. If adjusting the dose is required, the dose adjustment must be done prior to injecting the prescribed dose to the patient.



2. Inject using standard technique, pushing the plunger to the bottom of the syringe.



3. Remove the syringe from the injection site keeping your finger on the plunger rod.

4. Orienting the needle away from you and others, activate the safety system by firmly pushing the plunger rod. The protective sleeve will automatically cover the needle and an audible "click" will be heard to confirm shield activation.

5. Immediately dispose of the syringe in the nearest sharps container.

NOTE:

- The safety system can only be activated once the syringe has been emptied.
- Activation of the safety system must be done only after removing the needle from the patient's skin.
- Do not replace the needle shield after injection.
- The safety system should not be sterilized.
- Activation of the safety system may cause minimal splatter of fluid. For optimal safety activate the system while orienting it downwards away from yourself and others.

NDC 0075-0624-30

LOVENOX®
(enoxaparin sodium injection)

30 mg/0.3 mL

Rx ONLY
 SINGLE DOSE SYRINGES WITH AUTOMATIC SAFETY DEVICE
 FOR SUBCUTANEOUS INJECTION

Ten 0.3mL Syringes

NDC 0075-0624-30

LOVENOX®
(enoxaparin sodium injection)

30 mg/0.3 mL

Rx ONLY
 SINGLE DOSE SYRINGES WITH AUTOMATIC SAFETY DEVICE
 FOR SUBCUTANEOUS INJECTION

Ten 0.3mL Syringes



Lovenox®
(enoxaparin sodium injection)

Rx ONLY

Each LOVENOX® Syringe contains 30mg enoxaparin sodium injection derived from porcine intestinal mucosa in Water for Injection.

Dosage and Administration: For subcutaneous injection. See package insert for dosage information and directions for use.

WARNING: Keep out of reach of children.

Store at 25°C (77°F); excursions permitted to 15–30°C (59–86°F) [see USP Controlled Room Temperature].

sanofi-aventis U.S. LLC
 Bridgewater, NJ 08807
 A SANOFI COMPANY ©2013
 Origin Singapore

50105304

Lot
 Exp



(b) (4)



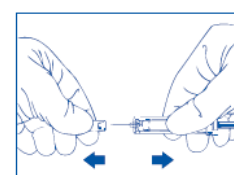
Ten 0.4mL Syringes
 FOR SUBCUTANEOUS INJECTION
 SINGLE DOSE SYRINGES WITH AUTOMATIC SAFETY DEVICE
Rx ONLY
40 mg/0.4 mL
LOVENOX®
(enoxaparin sodium injection)
 NDC 0075-0620-40

520029

510135

Lovenox®
(enoxaparin sodium injection)

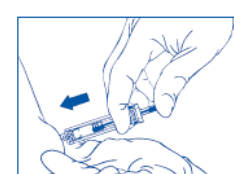
**Directions for Use of Lovenox
 Single Dose Syringe with Automatic Safety Device:**



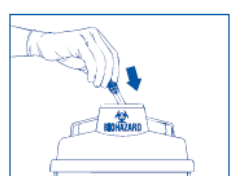
1. Remove the needle shield by pulling it straight off the syringe. If adjusting the dose is required, the dose adjustment must be done prior to injecting the prescribed dose to the patient.



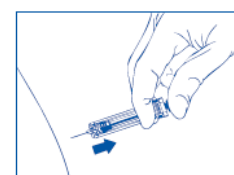
4. Orienting the needle away from you and others, activate the safety system by firmly pushing the plunger rod. The protective sleeve will automatically cover the needle and an audible "click" will be heard to confirm shield activation.



2. Inject using standard technique, pushing the plunger to the bottom of the syringe.



5. Immediately dispose of the syringe in the nearest sharps container.



3. Remove the syringe from the injection site keeping your finger on the plunger rod.

NOTE:

- The safety system can only be activated once the syringe has been emptied.
- Activation of the safety system must be done only after removing the needle from the patient's skin.
- Do not replace the needle shield after injection.
- The safety system should not be sterilized.
- Activation of the safety system may cause minimal splatter of fluid. For optimal safety activate the system while orienting it downwards away from yourself and others.

NDC 0075-0620-40

LOVENOX®
(enoxaparin sodium injection)

40 mg/0.4 mL

Rx ONLY
 SINGLE DOSE SYRINGES WITH
 AUTOMATIC SAFETY DEVICE
 FOR SUBCUTANEOUS INJECTION

Ten 0.4mL Syringes

NDC 0075-0620-40

LOVENOX®
(enoxaparin sodium injection)

40 mg/0.4 mL

Rx ONLY
 SINGLE DOSE SYRINGES WITH AUTOMATIC SAFETY DEVICE
 FOR SUBCUTANEOUS INJECTION

Ten 0.4mL Syringes



Lovenox®
(enoxaparin sodium injection)

Rx ONLY

Each LOVENOX® Syringe contains 40mg enoxaparin sodium injection derived from porcine intestinal mucosa in Water for Injection.

Dosage and Administration: For subcutaneous injection. See package insert for dosage information and directions for use.

WARNING: Keep out of reach of children.

Store at 25°C (77°F); excursions permitted to 15–30°C (59–86°F) [see USP Controlled Room Temperature].

sanofi-aventis U.S. LLC
 Bridgewater, NJ 08807
 A SANOFI COMPANY ©2013
 Origin Singapore

50105307

Lot
 Exp



(b) (4)

Ten 0.6mL Syringes
 FOR SUBCUTANEOUS INJECTION
Rx ONLY
60mg/0.6mL
(enoxaparin sodium injection)
LOVENOX®
 NDC 0075-0621-60

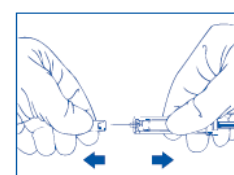
520046

(b) (4)

510311

Lovenox®
(enoxaparin sodium injection)

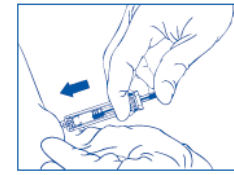
**Directions for Use of Lovenox
 Single Dose Syringe with Automatic Safety Device:**



1. Remove the needle shield by pulling it straight off the syringe. If adjusting the dose is required, the dose adjustment must be done prior to injecting the prescribed dose to the patient.



2. Inject using standard technique, pushing the plunger to the bottom of the syringe.



3. Remove the syringe from the injection site keeping your finger on the plunger rod.



4. Orienting the needle away from you and others, activate the safety system by firmly pushing the plunger rod. The protective sleeve will automatically cover the needle and an audible "click" will be heard to confirm shield activation.

5. Immediately dispose of the syringe in the nearest sharps container.

NOTE:

- The safety system can only be activated once the syringe has been emptied.
- Activation of the safety system must be done only after removing the needle from the patient's skin.
- Do not replace the needle shield after injection.
- The safety system should not be sterilized.
- Activation of the safety system may cause minimal splatter of fluid. For optimal safety activate the system while orienting it downwards away from yourself and others.

NDC 0075-0621-60

LOVENOX®
(enoxaparin sodium injection)

60mg/0.6mL

Rx ONLY
 SINGLE DOSE SYRINGES WITH
 AUTOMATIC SAFETY DEVICE
 FOR SUBCUTANEOUS INJECTION

Ten 0.6mL Syringes

NDC 0075-0621-60

LOVENOX®
(enoxaparin sodium injection)

60mg/0.6mL

Rx ONLY
 SINGLE DOSE SYRINGES WITH AUTOMATIC SAFETY DEVICE
 FOR SUBCUTANEOUS INJECTION

Ten 0.6mL Syringes



SANOFI

Lovenox®
(enoxaparin sodium injection)

Rx ONLY

Each LOVENOX® Syringe contains 60mg enoxaparin sodium injection derived from porcine intestinal mucosa in Water for Injection.

Dosage and Administration: For subcutaneous injection. See package insert for dosage information and directions for use. Each 0.025mL graduation equals 2.5mg enoxaparin sodium injection.

WARNING: Keep out of reach of children.

Store at 25°C (77°F); excursions permitted to 15–30°C (59–86°F) [see USP Controlled Room Temperature].

sanofi-aventis U.S. LLC
 Bridgewater, NJ 08807
 A SANOFI COMPANY ©2013
 Origin Singapore

50105310

Lot
 Exp



(b) (4)



Ten 0.8mL Syringes
 FOR SUBCUTANEOUS INJECTION
 SINGLE DOSE SYRINGES WITH AUTOMATIC SAFETY DEVICE
Rx ONLY
80 mg/0.8 mL
LOVENOX®
(enoxaparin sodium injection)
 NDC 0075-0622-80

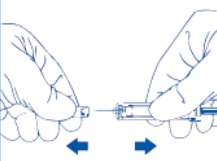




520051

(b) (4)

510314

Lovenox®
(enoxaparin sodium injection)

**Directions for Use of Lovenox
 Single Dose Syringe with Automatic Safety Device:**

1. Remove the needle shield by pulling it straight off the syringe. If adjusting the dose is required, the dose adjustment must be done prior to injecting the prescribed dose to the patient. 
2. Inject using standard technique, pushing the plunger to the bottom of the syringe. 
3. Remove the syringe from the injection site keeping your finger on the plunger rod. 
4. Orienting the needle away from you and others, activate the safety system by firmly pushing the plunger rod. The protective sleeve will automatically cover the needle and an audible "click" will be heard to confirm shield activation. 
5. Immediately dispose of the syringe in the nearest sharps container. 

NOTE:

- The safety system can only be activated once the syringe has been emptied.
- Activation of the safety system must be done only after removing the needle from the patient's skin.
- Do not replace the needle shield after injection.
- The safety system should not be sterilized.
- Activation of the safety system may cause minimal splatter of fluid. For optimal safety activate the system while orienting it downwards away from yourself and others.

NDC 0075-0622-80
LOVENOX®
(enoxaparin sodium injection)

80 mg/0.8 mL

Rx ONLY
 SINGLE DOSE SYRINGES WITH
 AUTOMATIC SAFETY DEVICE
 FOR SUBCUTANEOUS INJECTION

Ten 0.8mL Syringes

NDC 0075-0622-80
LOVENOX®
(enoxaparin sodium injection)

80 mg/0.8 mL

Rx ONLY
 SINGLE DOSE SYRINGES WITH AUTOMATIC SAFETY DEVICE
 FOR SUBCUTANEOUS INJECTION
Ten 0.8mL Syringes



Lovenox®
(enoxaparin sodium injection)

Rx ONLY
 Each LOVENOX® Syringe contains 80mg enoxaparin sodium injection derived from porcine intestinal mucosa in Water for Injection.

Dosage and Administration: For subcutaneous injection. See package insert for dosage information and directions for use. Each 0.025mL graduation equals 2.5mg enoxaparin sodium injection.

WARNING: Keep out of reach of children.

Store at 25°C (77°F); excursions permitted to 15–30°C (59–86°F) [see USP Controlled Room Temperature].

sanofi-aventis U.S. LLC
 Bridgewater, NJ 08807
 A SANOFI COMPANY ©2013
 Origin Singapore

50105313

Lot
 Exp



(b) (4)



Ten 0.8mL Syringes
 FOR SUBCUTANEOUS INJECTION
 SINGLE DOSE SYRINGES WITH AUTOMATIC SAFETY DEVICE
Rx ONLY
120 mg/0.8 mL
LOVENOX®
(enoxaparin sodium injection)
 NDC 0075-2912-01

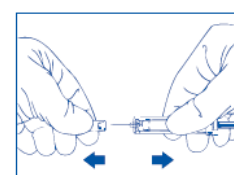
519986

(b) (4)

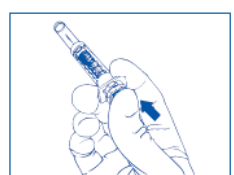
509556

Lovenox®
(enoxaparin sodium injection)

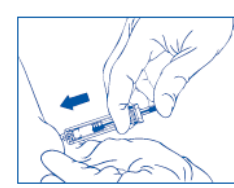
**Directions for Use of Lovenox
 Single Dose Syringe with Automatic Safety Device:**



1. Remove the needle shield by pulling it straight off the syringe. If adjusting the dose is required, the dose adjustment must be done prior to injecting the prescribed dose to the patient.



2. Inject using standard technique, pushing the plunger to the bottom of the syringe.



3. Remove the syringe from the injection site keeping your finger on the plunger rod.



4. Orienting the needle away from you and others, activate the safety system by firmly pushing the plunger rod. The protective sleeve will automatically cover the needle and an audible "click" will be heard to confirm shield activation.

5. Immediately dispose of the syringe in the nearest sharps container.

NOTE:

- The safety system can only be activated once the syringe has been emptied.
- Activation of the safety system must be done only after removing the needle from the patient's skin.
- Do not replace the needle shield after injection.
- The safety system should not be sterilized.
- Activation of the safety system may cause minimal splatter of fluid. For optimal safety activate the system while orienting it downwards away from yourself and others.

NDC 0075-2912-01

LOVENOX®
(enoxaparin sodium injection)

120mg/0.8mL

Rx ONLY

SINGLE DOSE SYRINGES WITH AUTOMATIC SAFETY DEVICE FOR SUBCUTANEOUS INJECTION

Ten 0.8mL Syringes

NDC 0075-2912-01

LOVENOX®
(enoxaparin sodium injection)

120mg/0.8mL

Rx ONLY

SINGLE DOSE SYRINGES WITH AUTOMATIC SAFETY DEVICE FOR SUBCUTANEOUS INJECTION

Ten 0.8mL Syringes



SANOFI

Lovenox®
(enoxaparin sodium injection)

Rx ONLY

Each LOVENOX® Syringe contains 120mg enoxaparin sodium injection derived from porcine intestinal mucosa in Water for Injection.

Dosage and Administration: For subcutaneous injection. See package insert for dosage information and directions for use. Each 0.02mL graduation equals 3mg enoxaparin sodium injection.

WARNING: Keep out of reach of children.

Store at 25°C (77°F); excursions permitted to 15–30°C (59–86°F) [see USP Controlled Room Temperature].

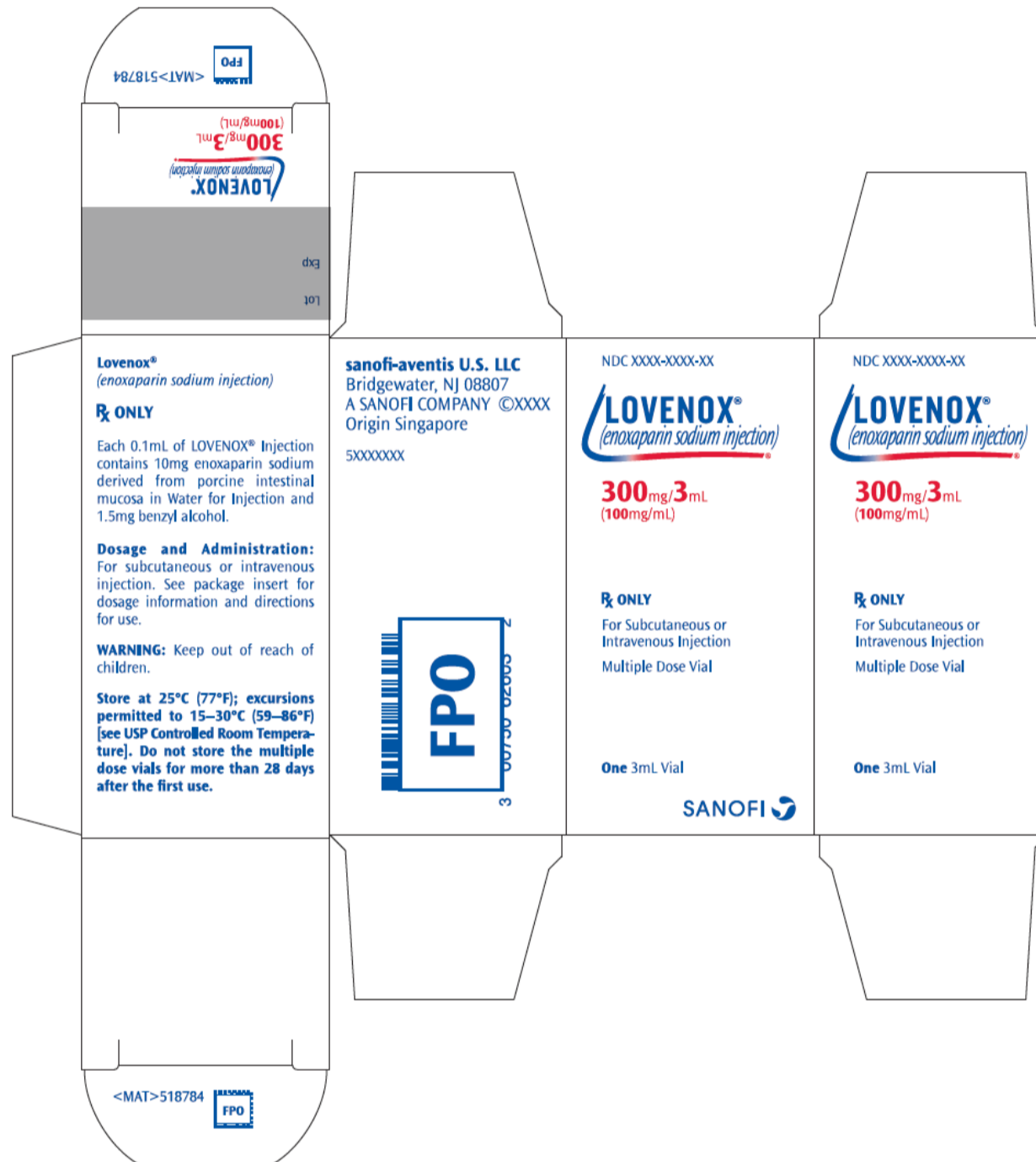
sanofi-aventis U.S. LLC
 Bridgewater, NJ 08807
 A SANOFI COMPANY ©2013
 Origin Singapore

50105436

Lot
 Exp



FOR FDA SUBMISSION ONLY





Mention pre-imprimee,
 pour exemple, LOT / MAN / EXP dans
 la langue du pays destinataire.
 PREPRINTING MENTION
 FOR EXEMPLE, LOT / MAN / EXP
 IN COUNTRY LANGAGE

ZONE DE SURETE : sans texte
 Precaution area : without text

ZONE SANS TEXTE
 AREA WITHOUT TEXT


ZONE DE TEXTE
 TEXT AREA

ZONE CODE RESSOURCE
 IDENTITY NUMBER AREA

Zone repiquage en ligne
 Area for printing



ZONE SANS VERNIS (± 0.5 mm)
 AREA WITHOUT VARNISH (± 0.5 mm)



<p>ZONE CODE RESSOURCE :</p> <p>CARACTERES OCRB 8,5 Pt Noir</p> <p>Hauteur caractere: 2.1 mm.</p> <p>Interlettrage : - 60</p> <p>Filet : 0.1 mm</p> <p>Code ressource centré dans la zone</p>	<p>IDENTITY NUMBER AREA</p> <p>BLACK CHRACTERS OCRB 8.5 Pt</p> <p>Character height : 2.1 mm</p> <p>Character breath : - 60</p> <p>Thin : 0.1 mm</p> <p>Identity number adjusting in area</p>
---	--



Mention pre-imprimee,
 pour exemple, LOT / MAN / EXP dans
 la langue du pays destinataire.
 PREPRINTING MENTION
 FOR EXEMPLE, LOT / MAN / EXP
 IN COUNTRY LANGAGE

ZONE DE SURETE : sans texte
 Precaution area : without text

ZONE SANS TEXTE
 AREA WITHOUT TEXT

ZONE DE TEXTE
 TEXT AREA

ZONE CODE RESSOURCE
 IDENTITY NUMBER AREA

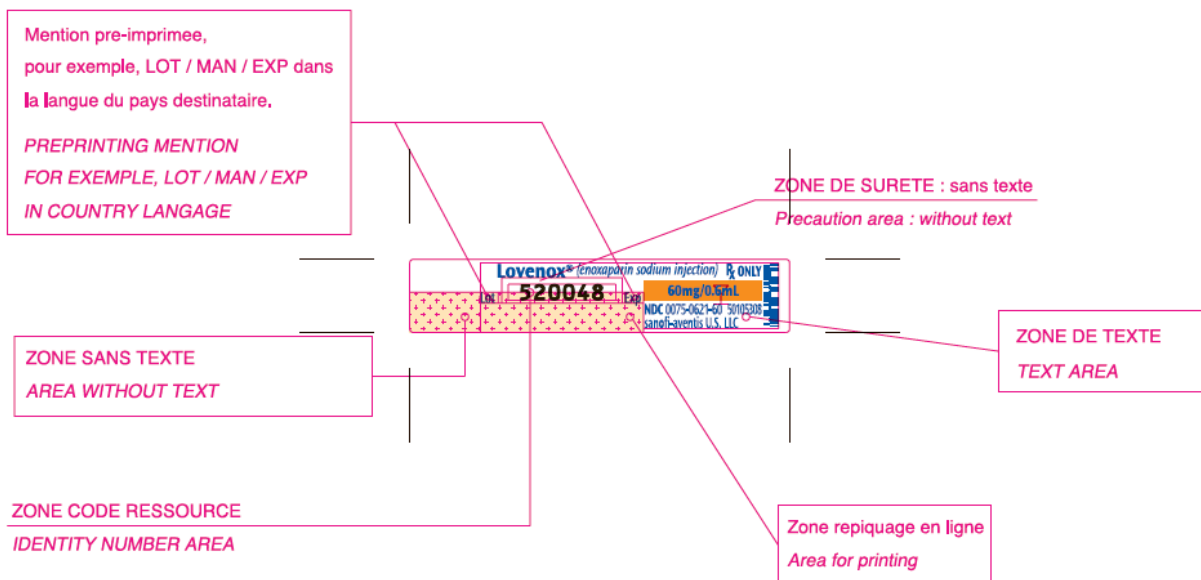
Zone repiquage en ligne
 Area for printing




ZONE SANS VERNIS (± 0.5 mm)
 AREA WITHOUT VARNISH (± 0.5 mm)



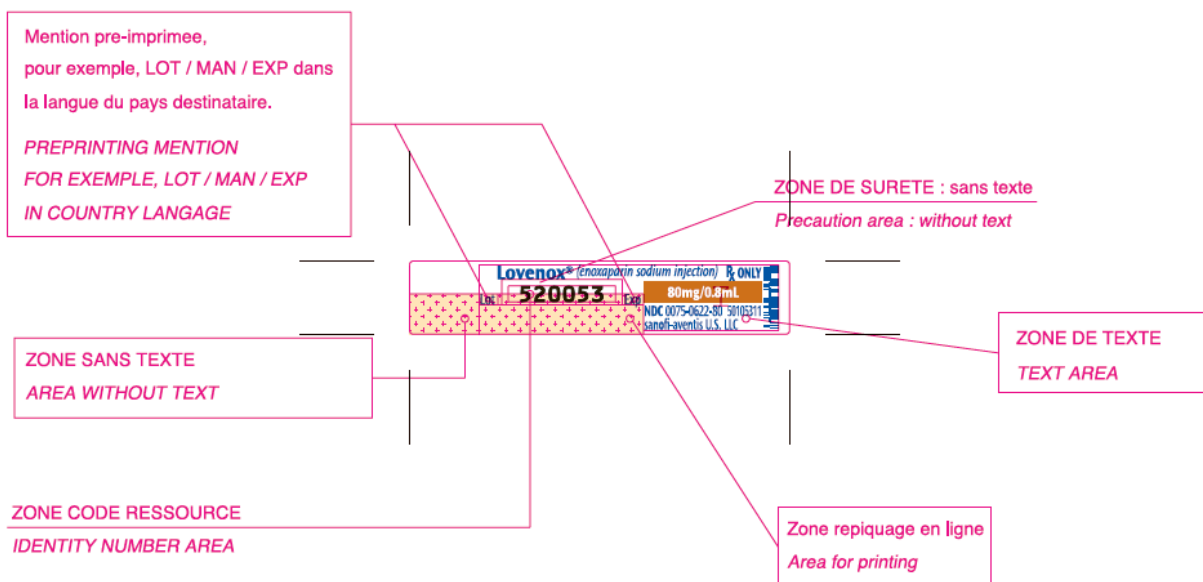
<p>ZONE CODE RESSOURCE :</p> <p>CARACTERES OCRB 8,5 Pt Noir</p> <p>Hauteur caractere: 2.1 mm.</p> <p>Interlettrage : - 60</p> <p>Filet : 0.1 mm</p> <p>Code ressource centré dans la zone</p>	<p>IDENTITY NUMBER AREA</p> <p>BLACK CHRACTERS OCRB 8.5 Pt</p> <p>Character height : 2.1 mm</p> <p>Character breath : - 60</p> <p>Thin : 0.1 mm</p> <p>Identity number adjusting in area</p>
---	--



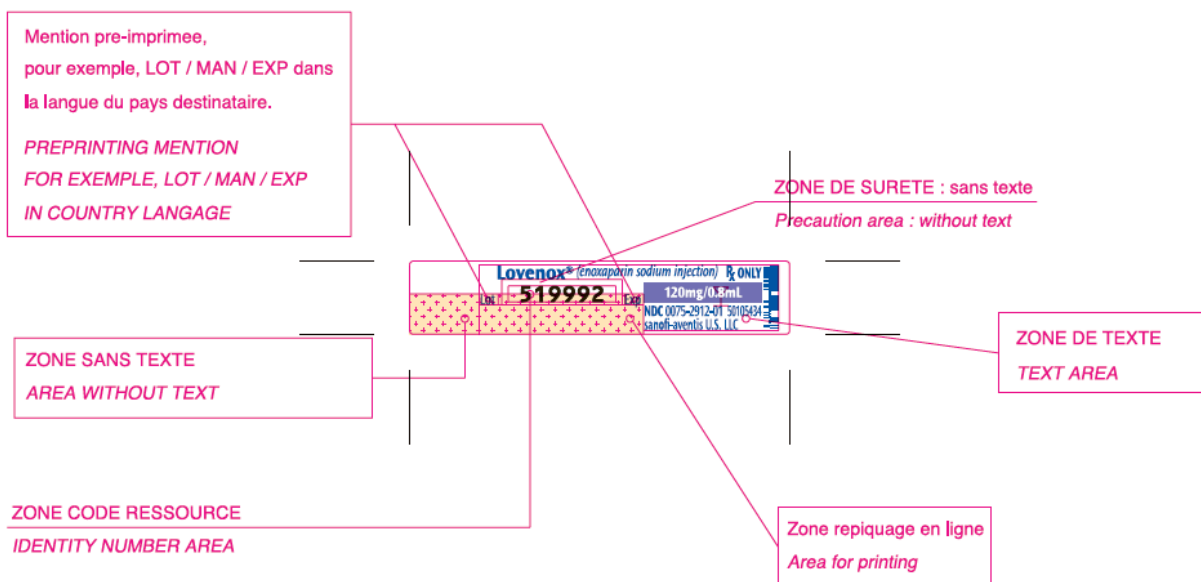
ZONE SANS VERNIS (± 0.5 mm)
 AREA WITHOUT VARNISH (± 0.5 mm)



<p>ZONE CODE RESSOURCE :</p> <p>CARACTERES OCRB 8,5 Pt Noir</p> <p>Hauteur caractere: 2.1 mm.</p> <p>Interlettrage : - 60</p> <p>Filet : 0.1 mm</p> <p>Code ressource centré dans la zone</p>	<p>IDENTITY NUMBER AREA</p> <p>BLACK CHRACTERS OCRB 8.5 Pt</p> <p>Character height : 2.1 mm</p> <p>Character breath : - 60</p> <p>Thin : 0.1 mm</p> <p>Identity number adjusting in area</p>
---	--



<p>ZONE SANS VERNIS (± 0.5 mm) AREA WITHOUT VARNISH (± 0.5 mm)</p>		<p>ZONE CODE RESSOURCE : CARACTERES OCRB 8,5 Pt Noir Hauteur caractere: 2.1 mm. Interlettrage : - 60 Filet : 0,1 mm Code ressource centré dans la zone</p>	<p>IDENTITY NUMBER AREA BLACK CHRACTERS OCRB 8.5 Pt Character height : 2.1 mm Character breath : - 60 Thin : 0.1 mm Identity number adjusting in area</p>
--	--	---	--



ZONE SANS VERNIS (± 0.5 mm) AREA WITHOUT VARNISH (± 0.5 mm)		ZONE CODE RESSOURCE : CARACTERES OCRB 8,5 Pt Noir Hauteur caractere: 2.1 mm. Interlettrage : - 60 Filet : 0,1 mm Code ressource centré dans la zone	IDENTITY NUMBER AREA BLACK CHRACTERS OCRB 8.5 Pt Character height : 2.1 mm Character breath : - 60 Thin : 0.1 mm Identity number adjusting in area
--	--	--	---

FOR FDA SUBMISSION ONLY

LOT EXP	FPO	NDC XXXX-XXXX-XX Rx ONLY	Store at 25°C (77°F); excursions permitted to 15–30°C (59–86°F) [see USP Controlled Room Temperature]. Do not store the multiple dose vials for more than 28 days after the first use.
		LOVENOX[®] (enoxaparin sodium injection) 300mg/3mL (100mg/mL)	
<MAT>518783	FPO	For Subcutaneous or Intravenous Injection Multiple Dose Vial One 3mL Vial	sanofi-aventis U.S. LLC Bridgewater, NJ 08807 A SANOFI COMPANY ©XXXX Origin Singapore 5XXXXXXX



Ramesh
Raghavachari

Digitally signed by Ramesh Raghavachari
Date: 7/28/2023 02:23:23PM
GUID: 502d0913000029f375128b0de8c50020