


<p>Drug Facts</p> <p>Active ingredient (in each patch) Purpose Nicotine, 21 mg delivered over 24 hours.....Stop smoking aid</p> <p>Use reduces withdrawal symptoms, including nicotine craving, associated with quitting smoking</p> <p>Warnings If you are pregnant or breast-feeding, only use this medicine on the advice of your health care provider. Smoking can seriously harm your child. Try to stop smoking without using any nicotine replacement medicine. This medicine is believed to be safer than smoking. However, the risks to your child from this medicine are not fully known.</p> <p>Do not use</p> <ul style="list-style-type: none"> • if you continue to smoke, chew tobacco, use snuff, or use a nicotine gum or other nicotine containing products <p>Ask a doctor before use if you have</p> <ul style="list-style-type: none"> • heart disease, recent heart attack, or irregular heartbeat. Nicotine can increase your heart rate. • high blood pressure not controlled with medication. Nicotine can increase your blood pressure. • an allergy to adhesive tape or have skin problems because you are more likely to get rashes <p>Ask a doctor or pharmacist before use if you are</p> <ul style="list-style-type: none"> • using a non-nicotine stop smoking drug • taking a prescription medicine for depression or asthma. Your prescription dose may need to be adjusted. <p>When using this product</p> <ul style="list-style-type: none"> • do not smoke even when not wearing the patch. The nicotine in your skin will still be entering your blood stream for several hours after you take off the patch. • if you have vivid dreams or other sleep disturbances remove this patch at bedtime <p>Stop use and ask a doctor if</p> <ul style="list-style-type: none"> • skin redness caused by the patch does not go away after four days, or if your skin swells, or you get a rash • irregular heartbeat or palpitations occur • you get symptoms of nicotine overdose such as nausea, vomiting, dizziness, weakness and rapid heartbeat <p>Keep out of reach of children and pets. Used patches have enough nicotine to poison children and pets. If swallowed, get medical help or contact a Poison Control Center right away. Dispose of the used patches by folding sticky ends together. Replace in pouch and discard. ▶</p>	<p>Drug Facts (continued)</p> <p>Directions</p> <ul style="list-style-type: none"> • if you are under 18 years of age, ask a doctor before use • before using this product, read the enclosed user's guide for complete directions and other information • stop smoking completely when you begin using the patch • if you smoke more than 10 cigarettes per day, use according to the following 10 week schedule: <table border="1" style="margin: 10px auto; border-collapse: collapse; text-align: center;"> <tr> <td style="background-color: #90EE90; padding: 2px;">STEP 1</td> <td style="background-color: #ADD8E6; padding: 2px;">STEP 2</td> <td style="background-color: #FF6347; padding: 2px;">STEP 3</td> </tr> <tr> <td style="background-color: #90EE90; padding: 2px;">Use one 21 MG patch/day</td> <td style="background-color: #ADD8E6; padding: 2px;">Use one 14 mg patch/day</td> <td style="background-color: #FF6347; padding: 2px;">Use one 7 mg patch/day</td> </tr> <tr> <td style="background-color: #ADD8E6; padding: 2px;">Weeks 1-6</td> <td style="background-color: #ADD8E6; padding: 2px;">Weeks 7-8</td> <td style="background-color: #ADD8E6; padding: 2px;">Weeks 9-10</td> </tr> </table> <ul style="list-style-type: none"> • if you smoke 10 or less cigarettes per day, do not use STEP 1 (21 mg). Start with STEP 2 (14 mg) for 6 weeks, then STEP 3 (7 mg) for 2 weeks and then stop. • steps 2 and 3 allow you to gradually reduce your level of nicotine. Completing the full program will increase your chances of quitting successfully. • apply one new patch every 24 hours on skin that is dry, clean and hairless. Save pouch for disposing of the patch after use • remove backing from patch and immediately press onto skin. Hold for 10 seconds. • wash hands after applying or removing patch. Throw away the patch by folding sticky ends together. Replace in its pouch and discard. See enclosed user's guide for safety and handling. • you may wear the patch for 16 or 24 hours • if you crave cigarettes when you wake up, wear the patch for 24 hours • if you have vivid dreams or other sleep disturbances, you may remove the patch at bedtime and apply a new one in the morning • the used patch should be removed and a new one applied to a different skin site at the same time each day • do not wear more than one patch at a time • do not cut patch in half or into smaller pieces • do not leave patch on for more than 24 hours because it may irritate your skin and loses strength after 24 hours • stop using the patch at the end of 10 weeks. If you started with STEP 2, stop using the patch at the end of 8 weeks. If you still feel the need to use the patch talk to your doctor. <p>Other information store at 20-25°C(68-77°F)</p> <p>Inactive ingredients ethylene vinyl acetate-copolymer, polyisobutylene and high density polyethylene between clear polyester backings</p> <p>Questions or comments? call toll-free (English/Spanish) 1-800-834-5895 weekdays (10:00 a.m. - 4:30 p.m. EST)</p>	STEP 1	STEP 2	STEP 3	Use one 21 MG patch/day	Use one 14 mg patch/day	Use one 7 mg patch/day	Weeks 1-6	Weeks 7-8	Weeks 9-10
STEP 1	STEP 2	STEP 3								
Use one 21 MG patch/day	Use one 14 mg patch/day	Use one 7 mg patch/day								
Weeks 1-6	Weeks 7-8	Weeks 9-10								

NDA 20-165

1130

proposedug.pdf , pg. 001

WALLET CARD



NICODERM CQ USER'S GUIDE

WHERE TO CALL FOR HELP:

American Lung Association 800-586-4872	American Cancer Society 800-227-2345	American Heart Association 800-242-8721
---	---	--

For People who smoke more than 10 cigarettes per day:

STEP 1	STEP 2	STEP 3
Use one 21 mg patch/day Weeks 1-6	Use one 14 mg patch/day Weeks 7-8	Use one 7 mg patch/day Weeks 9-10

People who smoke 10 or less cigarettes per day: Do not use STEP 1 (21 mg). Use STEP 2 (14 mg) for six weeks and STEP 3 (7 mg) for two weeks and then stop.

Copyright © 2006 GlaxoSmithKline Consumer Healthcare, L.P.




NICOTINE TRANSDERMAL SYSTEM
STOP SMOKING AID

HOW TO USE NICODERM CQ or CLEAR NICODERM CQ TO HELP YOU QUIT SMOKING


Copyright © 2006 GlaxoSmithKline Consumer Healthcare, L.P.

PLACE THESE STICKERS ON YOUR CALENDAR:


AT THE BEGINNING OF WEEK #1
(QUIT DATE)




AT THE BEGINNING OF WEEK #7



AT THE BEGINNING OF WEEK #9



WHEN YOU HAVE COMPLETED YOUR QUITTING PROGRAM



For people who smoke 10 or less cigarettes per day: Do not use STEP 1 (21 mg). Use STEP 2 (14 mg) at the beginning of week #1 and STEP 3 (7 mg) at the beginning of week #7.

Copyright © 2006 GlaxoSmithKline Consumer Healthcare, L.P.

• Not for sale to those under 18 years of age.

- Proof of age required.
- Not for sale in vending machines or from any source where proof of age cannot be verified.

WALLET CARD

My most important reasons to quit smoking are:

Copyright © 2006 GlaxoSmithKline Consumer Healthcare, L.P.

LAYOUT PURPOSES ONLY!
 PLEASE REVIEW CAREFULLY!

S C H A W K

ART MANAGEMENT

FOR LAYOUT ONLY — NOT FINAL ART

Job Number: 609550

File Name: 00000XX NicoD UsrGd Cover.ai

Date/Initials: 03/02/06 RJ

NDA 20-165

proposedug.pdf , pg. 002

00000XX NRD UG inside.qxd 3/2/06 11:00 AM Page 1

KEYS TO SUCCESS

- 1) You must really want to quit smoking for **NicoDerm® CQ®** to help you.
- 2) Complete the full treatment program, applying a new patch every day.
- 3) **NicoDerm CQ** works best when used together with a support program.
See page 3 for details. To request a free audio CD containing tips to make quitting easier, call the toll free number listed below.
- 4) If you have trouble using **NicoDerm CQ**, ask your doctor or pharmacist or call GlaxoSmithKline (English/Spanish) at 1-800-834-5895 weekdays (9:00 a.m. - 4:30 p.m. ET).

Table of Contents

So You've Decided to Quit.....	2	Plan Ahead	8
Where to Get Help	3	How NicoDerm CQ Works	9
Let's Get Organized	3	How To Use NicoDerm CQ Patches	10
What You're Up Against	4	Tips To Make Quitting Easier	14
Some Important Warnings	4	What To Expect	16
Let's Get Started	5	When the Struggle is Over	18
Directions	6	Questions and Answers	18
The NicoDerm CQ Program	7		

NDA 20-165

proposedug.pdf , pg. 003

00000XX NRD UG inside.qxd 3/2/06 11:00 AM Page 2

SO, YOU'VE DECIDED TO QUIT.

Congratulations. Your decision to stop smoking is one of the most important things you can do to improve your health. Quitting smoking is a two-part process that involves:

- 1) overcoming your physical need for nicotine, and
- 2) breaking your smoking habit.

NicoDerm CQ helps smokers quit by reducing nicotine withdrawal symptoms. Many NicoDerm CQ users will be able to stop smoking for a few days but often will start smoking again. Most smokers have to try to quit several times before they completely stop.

Your own chances of quitting smoking depend on how strongly you are addicted to nicotine, how much you want to quit, and how closely you follow a quitting plan

2

like the one that comes with NicoDerm CQ.

QUITTING SMOKING IS HARD!

If you find you cannot stop or if you start smoking again after using NicoDerm CQ, please talk to a health care professional who can help you find a program that may work better for you. Breaking this addiction doesn't happen overnight.

Because NicoDerm CQ provides some nicotine, the NicoDerm CQ patch will help you stop smoking by reducing nicotine withdrawal symptoms such as nicotine craving, nervousness and irritability.

This User's Guide will give you support as you become a non-smoker. It will answer common questions about NicoDerm CQ and give tips to help you stop smoking, and should be referred to often.

NDA 20-165

proposedug.pdf , pg. 004

00000XX NRD UG inside.qxd 3/2/06 11:00 AM Page 3

WHERE TO GET HELP.

You are more likely to stop smoking by using NicoDerm CQ with a support program that helps you break your smoking habit. There may be support groups in your area for people trying to quit. Call your local chapter of the American Lung Association, American Cancer Society or American Heart Association for further information. Toll free phone numbers are printed on the wallet card on the back cover of this User's Guide.

If you find you cannot stop smoking or if you start smoking again after using NicoDerm CQ, remember breaking this addiction doesn't happen overnight. You may want to talk to a health care professional who can help you improve your chances of quitting the next time you try NicoDerm CQ or another method.

LET'S GET ORGANIZED.

Your reason for quitting may be a combination of concerns about health, the effect of smoking on your appearance, and pressure from your family and friends to stop smoking. Or maybe you're concerned about the dangerous effect of second-hand smoke on the people you care about.

All of these are good reasons. You probably have others. Decide your most important reasons, and write them down on the wallet card inside the back cover of this User's Guide. Carry this card with you. In difficult moments, when you want to smoke, the card will remind you why you are quitting.

NDA 20-165

proposedug.pdf , pg. 005

0000XX NRD UG inside.qxd 3/2/06 11:00 AM Page 4

WHAT YOU'RE UP AGAINST.

Smoking is addictive in two ways. Your need for nicotine has become both physical and mental. You must overcome both addictions to stop smoking. So while NicoDerm CQ will lessen your body's craving for nicotine, you've got to want to quit smoking to overcome the mental dependence on cigarettes. Once you've decided that you're going to quit, it's time to get started. But first, there are some important warnings you should consider.

SOME IMPORTANT WARNINGS.

This product is only for those who want to stop smoking.

If you are pregnant or breast-feeding, only use this medicine on the advice of your health care provider. Smoking can seriously harm your child. Try to stop smoking without

using any nicotine replacement medicine. This medicine is believed to be safer than smoking. However, the risks to your child from this medicine are not fully known.

Do not use

- if you continue to smoke, chew tobacco, use snuff, or use a nicotine gum or other nicotine containing products.

Ask a doctor before use if you have

- heart disease, recent heart attack, or irregular heartbeat. Nicotine can increase your heart rate.
- high blood pressure not controlled with medication. Nicotine can increase your blood pressure.
- an allergy to adhesive tape or have skin problems because you are more likely to get rashes.

NDA 20-165

proposedug.pdf , pg. 006

00000XX NRD UG inside.qxd 3/2/06 11:00 AM Page 5

Ask a doctor or pharmacist before use if you are

- using a non-nicotine stop smoking drug.
- taking a prescription medicine for depression or asthma. Your prescription dose may need to be adjusted.

When using this product

- do not smoke even when not wearing the patch. The nicotine in your skin will still be entering your bloodstream for several hours after you take off the patch.
- if you have vivid dreams or other sleep disturbances remove this patch at bedtime.

Stop use and ask a doctor if

- skin redness caused by the patch does not go away after four days, or if your skin swells, or you get a rash.
- irregular heartbeat or palpitations occur.
- you get symptoms of nicotine overdose such as nausea, vomiting, dizziness,

weakness and rapid heartbeat.

Keep out of reach of children and pets.

Used patches have enough nicotine to poison children and pets. If swallowed, get medical help or contact a Poison Control Center right away. Dispose of the used patch by folding sticky ends together. Replace in its pouch and discard.

LET'S GET STARTED.

If you are under 18 years of age, ask a doctor before use.

Becoming a non-smoker starts today. Your first step is to read through this entire User's Guide carefully.

First, check that you bought the right starting dose.

If you smoke more than 10 cigarettes per day, begin with Step 1 (21 mg). As the

NDA 20-165

proposedug.pdf , pg. 007

00000XX NRD UG inside.qxd 3/2/06 11:00 AM Page 6

carton indicates, people who smoke 10 or less cigarettes per day should not use Step 1 (21 mg). They should start with Step 2 (14 mg). Throughout this User's Guide we will give specific instructions for people who smoke 10 or less cigarettes per day.

Next, set your personalized quitting schedule.

Take out a calendar that you can use to track your progress. Pick a quit date, and mark this on your calendar using the stickers inside the front cover of this User's Guide, as described below.

Directions: For People who smoke more than 10 cigarettes per day:

STEP 1 (Weeks 1-6). Your quit date (and the day you'll start using NicoDerm CQ patch).



Choose your quit date (it should be soon). This is the day you will quit smoking cigarettes entirely and begin using NicoDerm CQ to reduce your cravings for nicotine. Place the Step 1 sticker on this date. For the first six weeks, you'll use the highest-strength (21 mg) NicoDerm CQ patches. Be sure to follow the directions on page 10.

Completing the full program will increase your chances of quitting successfully. This is done by changing over to the Step 2 (14 mg) patch for 2 weeks followed by a final 2 weeks with the Step 3 (7 mg) patch. The Step 2 and Step 3 treatment period allows you to gradually reduce the amount of nicotine you get, rather than stopping suddenly, and will increase your chances of quitting.

NDA 20-165

proposedug.pdf , pg. 008

00000XX NRD UG inside.qxd 3/2/06 11:00 AM Page 7

STEP 2 (Weeks 7-8). The day you'll start reducing your use of NicoDerm CQ patch.

Switching to Step 2 (14 mg) patches after 6 weeks begins to gradually reduce your nicotine usage. Place the Step 2 sticker on this date (the first day of week seven). Use the 14 mg patches for two weeks.

STEP 3 (Weeks 9-10). The day you'll further start reducing your use of NicoDerm CQ patch.

After eight weeks, nicotine intake is further reduced by moving down to Step 3 (7 mg) patches. Place the Step 3 sticker on this date (the first day of week nine). Use the 7 mg patches for two weeks.

THE NICODERM CQ PROGRAM

STEP 1	STEP 2	STEP 3
Use one 21 mg patch/day	Use one 14 mg patch/day	Use one 7 mg patch/day
Weeks 1-6	Weeks 7-8	Weeks 9-10

STOP USING NICODERM CQ AT THE END OF WEEK 10

If you still feel the need to use NicoDerm CQ after Week 10,
talk with your doctor or health professional.

Copyright © 2006 GlaxoSmithKline Consumer Healthcare, L.P.

NDA 20-165

proposedug.pdf , pg. 009

00000XX NRD UG inside.qxd 3/2/06 11:00 AM Page 8

Directions: For People who smoke 10 or less cigarettes per day. Do not use STEP 1 (21 mg). Begin with STEP 2 – Initial Treatment Period (Weeks 1-6): 14 mg patches. Choose your quit date (it should be soon). This is the day you will quit smoking cigarettes entirely and begin using NicoDerm CQ to reduce your cravings for nicotine. Place the Step 2 sticker on this date. For the first six weeks, you'll use the Step 2 (14 mg) NicoDerm CQ patches. Be sure to follow the directions on page 10.

Continue with STEP 3 – Step Down Treatment Period (Weeks 7-8): 7 mg patches. Completing the full program will increase your chances of quitting successfully. This is done by changing over to the Step 3 (7 mg) patches for 2 weeks. The two week step down treatment period allows you to

gradually reduce the amount of nicotine you get, rather than stopping suddenly, and will increase your chances of quitting. Place the Step 3 sticker on the first day of week seven. Use the 7 mg patches for two weeks. People who smoke 10 or less cigarettes per day should not use NicoDerm CQ for longer than 8 weeks. If you still feel the need to use NicoDerm CQ after 8 weeks, talk with your doctor.

PLAN AHEAD.

Because smoking is an addiction, it is not easy to stop. After you've given up nicotine, you may still have a strong urge to smoke. Plan ahead NOW for these times, so you're not tempted to start smoking again in a moment of weakness. The following tips may help:

NDA 20-165

proposedug.pdf , pg. 010

00000XX NRD UG inside.qxd 3/2/06 11:00 AM Page 9

- Keep the phone numbers of supportive friends and family members handy.
- Keep a record of your quitting process. In the event that you slip, immediately stop smoking and resume your quit attempt by using the Nicoderm CQ patch. If you smoke at all, write down what you think caused the slip.
- Put together an Emergency Kit that includes items that will help take your mind off occasional urges to smoke. You might include cinnamon gum or lemon drops to suck on, a relaxing cassette tape, and something for your hands to play with, like a smooth rock, rubber band, or small metal balls.
- Set aside some small rewards, like a new magazine or a gift certificate from your favorite store, which you'll "give" yourself after passing difficult hurdles.
- Think now about the times when you most often want a cigarette, and then plan what else you might do instead of smoking. For instance, you might plan to take your coffee break in a new location, or take a walk right after dinner, so you won't be tempted to smoke.

HOW NICODERM CQ WORKS.

NicoDerm CQ patches provide nicotine to your system. They work as a temporary aid to help you quit smoking by reducing nicotine withdrawal symptoms, including nicotine craving. NicoDerm CQ provides a lower level of nicotine to your blood than cigarettes, and allows you to gradually do away with your body's need for nicotine.



NDA 20-165

proposedug.pdf , pg. 011

00000XX NRD UG inside.qxd 3/2/06 11:00 AM Page 10

Because NicoDerm CQ does not contain the tar or carbon monoxide of cigarette smoke, it does not have the same health dangers as tobacco. However, it still delivers nicotine, the addictive part of cigarette smoke. Nicotine can cause side effects such as headache, nausea, upset stomach, and dizziness.

HOW TO USE NICODERM CQ PATCHES.

Read all the following instructions, and the instructions on the outer carton, before using NicoDerm CQ. Refer to them often to make sure you're using NicoDerm CQ correctly. Please refer to the compact disc for additional help.

1) Stop smoking completely before you start using NicoDerm CQ.


- 2) To reduce nicotine craving and other withdrawal symptoms, use NicoDerm CQ according to the directions on pages 6-8.
- 3) Fold sticky ends of used NicoDerm CQ patch together. Replace in its pouch. Discard safely away from children and pets.

When to apply and remove NicoDerm CQ patches.

Each day apply a new patch to a different place on skin that is dry, clean and hairless. **You can wear a NicoDerm CQ patch for either 16 or 24 hours.** If you crave cigarettes when you wake up, wear the patch for 24 hours. If you begin to have vivid dreams or other disruptions of your sleep while wearing the patch 24 hours, try taking the patch off at bedtime (after about 16 hours) and putting on a new one when you get up the next day.

NDA 20-165


proposedug.pdf , pg. 012



NDA 20-165

proposedug.pdf , pg. 013

00000XX NRD UG inside.qxd 3/2/06 11:00 AM Page 12



What is

?

FREE
INDIVIDUALIZED STOP
SMOKING PROGRAM
**COMMITTED
QUITTERS[®]**

- FREE, online individualized stop smoking program.
- Customized for your needs based on your responses to the enrollment survey.

NDA 20-165

proposedug.pdf , pg. 014

00000XX NRD UG inside.qxd 3/2/06 11:00 AM Page 13

TO JOIN

FREE
INDIVIDUALIZED STOP
SMOKING PROGRAM

**COMMITTED
QUITTERS[®]**

Individualized Stop Smoking Program

- Receive knowledge, support and encouragement over several weeks to help you break the psychological and behavioral links to cigarettes.
- **Enroll at www.CommittedQuitters.com.**
- To receive the available print materials of the Committed Quitters program in the mail call 1-800-770-0708.



NDA 20-165

proposedug.pdf , pg. 015

00000XX NRD UG inside.qxd 3/2/06 11:00 AM Page 14



brought to you by



and
GlaxoSmithKline Consumer Healthcare, L.P.

NicoDerm, CQ, Nicorette, Committed Quitters and associated logo designs, person or steps designs, and overall trade dress design are trademarks owned by or licensed to GlaxoSmithKline.

Call Between 7 am and 12 midnight EST or enroll online 24 hours a day

©2006 GlaxoSmithKline
(ONE PLAN PER CUSTOMER) Read and follow label directions

NDA 20-165

proposedug.pdf , pg. 016

00000XX NRD UG inside.qxd 3/2/06 11:00 AM Page 15

Do not smoke even when you are not wearing the patch.

Remove the used patch and put on a new patch at the same time every day. Applying the patch at about the same time each day (first thing in the morning, for instance) will help you remember when to put on a new patch. Do not leave the same NicoDerm CQ patch on for more than 24 hours because it may irritate your skin and because it loses strength after 24 hours.

Do not use NicoDerm CQ continuously for more than 10 weeks (8 weeks for people who smoke 10 or less cigarettes per day).

How to apply a NicoDerm CQ patch.

1. Do not remove the NicoDerm CQ patch from its sealed protective pouch until you are ready to use it. NicoDerm CQ patches will lose nicotine to the air if you store them out of the pouch.

2. Choose a non-hairy, clean, dry area of skin. Do not put a NicoDerm CQ patch on skin that is burned, broken out, cut, or irritated in any way. Make sure your skin is free of lotion and soap before applying a patch.

3. Take patch out of the pouch. Save pouch for use at time of disposal.



A clear, protective liner covers the sticky back side of the NicoDerm CQ patch — the side that will be put on your skin. The liner has a slit down the middle to help you remove it from the patch. With the sticky back side facing you, pull half the liner away from the NicoDerm CQ patch starting at the middle slit, as shown in the illustration above. Hold the NicoDerm CQ patch at one of the outside edges (touch the sticky side as little as possible), and pull off the other half of the protective liner.

NDA 20-165

proposedug.pdf , pg. 017

00000XX NRD UG inside.qxd 3/2/06 11:00 AM Page 16

Place the liner back in the pouch. Save pouch for disposing of the patch after use.

4. Immediately apply the sticky side of the NicoDerm CQ patch to your skin. **Press the patch firmly on your skin with the heel of your hand for at least 10 seconds.** Make sure it sticks well to your skin, especially around the edges.



5. Wash your hands when you have finished applying the NicoDerm CQ patch. Nicotine on your hands could get into your eyes and nose, and cause stinging, redness, or more serious problems.



6. After 24 or 16 hours, remove the patch you have been wearing. Fold sticky ends of used NicoDerm CQ patch together. Replace in its pouch. Discard where it will be out of the reach of children and pets. Even used patches have enough nicotine to poison children and pets. Wash your hands.
7. Choose a different place on your skin to apply the next NicoDerm CQ patch and repeat Steps 1 to 6. Do not apply a new patch to a previously used skin site for at least one week.

If your NicoDerm CQ patch gets wet during wearing.

Water will not harm the NicoDerm CQ

NDA 20-165

proposedug.pdf , pg. 018

00000XX NRD UG inside.qxd 3/2/06 11:00 AM Page 17

patch you are wearing if applied properly. You can bathe, swim, or shower for short periods while you are wearing the NicoDerm CQ patch.

If your NicoDerm CQ patch comes off while wearing.

NicoDerm CQ patches generally stick well to most people's skin. However, a patch may occasionally come off. If your NicoDerm CQ patch falls off during the day, put on a new patch, making sure you select a non-hairy, non-irritated area of skin that is clean and dry.

If the soap you use has lanolin or moisturizers, the patch may not stick well. Using a different soap may help. Body creams, lotions and sunscreens can also cause problems with keeping your patch

on. Do not apply creams or lotions to the place on your skin where you will put the patch.

If you have followed the directions and the patch still does not stick to you, try using medical adhesive tape over the patch.

Disposing of NicoDerm CQ patches.

Fold the used patch in half by folding the sticky ends together. Replace in its pouch. Discard where it will be out of the reach of children and pets. Small amounts of nicotine, even from a used patch, can poison children and pets.

Keep all nicotine patches away from children and pets. Wash your hands after disposing of the patch.

NDA 20-165

proposedug.pdf , pg. 019

00000XX NRD UG inside.qxd 3/2/06 11:00 AM Page 18

If your skin reacts to the NicoDerm CQ patch.

When you first put on a NicoDerm CQ patch mild itching, burning, or tingling is normal and should go away within an hour. After you remove a NicoDerm CQ patch, the skin under the patch might be somewhat red. Your skin should not stay red for more than a day after removing the patch. **Stop use and ask a doctor if skin redness caused by the patch does not go away after four days, or if your skin swells, or you get a rash. Do not put on a new patch.**

Storage Instructions.

Keep each NicoDerm CQ patch in its protective pouch, unopened, until you are ready to use it, because the patch will lose nicotine to the air if it's outside the pouch.



Store NicoDerm CQ patches at 20-25°C (68-77°F) because they are sensitive to heat. Remember, the inside of your car can reach temperatures much higher than this. A slight yellowing of the sticky side of the patch is normal.

Do not use NicoDerm CQ patches stored in pouches that are open or torn.

TIPS TO MAKE QUITTING EASIER.

Within the first few weeks of giving up smoking, you may be tempted to smoke for pleasure, particularly after completing a difficult task, or at a party or bar. Here are some tips to help get you through the important first stages of becoming a non-smoker:

On Your Quit Date:

- Ask your family, friends and co-workers to support you in your efforts to stop smoking.

NDA 20-165

proposedug.pdf , pg. 020

00000XX NRD UG inside.qxd 3/2/06 11:00 AM Page 19

- Throwaway all your cigarettes, matches, lighters, ashtrays, etc.
- Keep busy on your quit day. Exercise. Go to a movie. Take a walk. Get together with friends.
- Figure out how much money you'll save by not smoking. Most ex-smokers can save more than \$1,000 a year on the price of cigarettes alone.
- Write down what you will do with the money you save.
- Know your high risk situations and plan ahead how you will deal with them.
- Visit your dentist and have your teeth cleaned to get rid of the tobacco stains.
- **Right after Quitting:**
 - During the first few days after you've stopped smoking, spend as much time as possible at places where smoking is not allowed.
 - Drink large quantities of water and fruit juices.
 - Try to avoid alcohol, coffee and other beverages you associate with smoking.
 - Remember that temporary urges to smoke will pass, even if you don't smoke a cigarette.
 - Keep your hands busy with something like a pencil or a paper clip.
 - Find other activities that help you relax without cigarettes. Swim, jog, take a walk, play basketball.
 - Don't worry too much about gaining weight. Watch what you eat, take time for daily exercise, and change your eating habits if you need to.

NDA 20-165

proposedug.pdf , pg. 021

00000XX NRD UG inside.qxd 3/2/06 11:00 AM Page 20

- Laughter helps. Watch or read something funny.

To request a free audio CD containing additional tips to help make quitting easier, call 1-800-834-5895. (ONE CD PER CUSTOMER)

WHAT TO EXPECT.

The First Few Days.

Your body is now coming back into balance. During the first few days after you stop smoking, you might feel edgy and nervous and have trouble concentrating. You might get headaches, feel dizzy and a little out of sorts, feel sweaty or have stomach upsets. You might even have trouble sleeping at first. These are typical nicotine withdrawal symptoms that will go away with time. Your smoker's cough will

get worse before it gets better. But don't worry, that's a good sign. Coughing helps clear the tar deposits out of your lungs.

After A Week Or Two.

By now you should be feeling more confident that you can handle those smoking urges. Many of your nicotine withdrawal symptoms have left by now, and you should be noticing some positive signs: less coughing, better breathing and an improved sense of taste and smell, to name a few.

After A Month.

You probably have the urge to smoke much less often now. But urges may still occur, and when they do, they are likely to be powerful ones that come out of nowhere. Don't let them catch you off guard. Plan ahead for these difficult times.

NDA 20-165

proposedug.pdf , pg. 022

00000XX NRD UG inside.qxd 3/2/06 11:00 AM Page 21

Concentrate on the ways non-smokers are more attractive than smokers. Their skin is less likely to wrinkle. Their teeth are whiter, cleaner. Their breath is fresher. Their hair and clothes smell better. That cough that seems to make even a laugh sound more like a rattle is a thing of the past. Their children and others around them are healthier, too.

What To Do About Relapse.

What should you do if you slip and start smoking again? The answer is simple. A lapse of one or two or even a few cigarettes should not spoil your efforts! Throw away your cigarettes, forgive yourself and continue with the program. Listen to the Compact Disc again and re-read the User's Guide to ensure that you're using NicoDerm CQ correctly and following the

other important tips for dealing with the mental and social dependence on nicotine. Your doctor, pharmacist or other health professional can also provide useful counseling on the importance of stopping smoking. You should consider them partners in your quit attempt.

What To Do About Relapse After a Successful Quit Attempt.

If you have taken up regular smoking again, don't be discouraged. Research shows that the best thing you can do is try again, since several quitting attempts may be needed before you're successful. And your chances of quitting successfully increase with each quit attempt.

The important thing is to learn from your last attempt.

NDA 20-165

proposedug.pdf , pg. 023

00000XX NRD UG inside.qxd 3/2/06 11:00 AM Page 22

- Admit that you've slipped, but don't treat yourself as a failure.
- Try to identify the "trigger" that caused you to slip, and prepare a better plan for dealing with this problem next time.
- Talk positively to yourself – tell yourself that you have learned something from this experience.
- Make sure you used NicoDerm CQ patches correctly.
- Remember that it takes practice to do anything, and quitting smoking is no exception.

WHEN THE STRUGGLE IS OVER.

Once you've stopped smoking, take a second and pat yourself on your back. Now do it again. You deserve it.

Remember now why you decided to stop smoking in the first place. Look at your list of reasons. Read them again. And smile.

Now think about all the money you are saving and what you'll do with it. All the non-smoking places you can go, and what you might do there. All those years you may have added to your life, and what you'll do with them. Remember that temptation may not be gone forever. However, the hard part is behind you so look forward with a positive attitude, and enjoy your new life as a non-smoker.

QUESTIONS & ANSWERS.

1. How will I feel when I stop smoking and start using NicoDerm CQ?

You'll need to prepare yourself for some nicotine withdrawal symptoms. These begin almost immediately after you stop

NDA 20-165

proposedug.pdf , pg. 024

00000XX NRD UG inside.qxd 3/2/06 11:00 AM Page 23

smoking, and are usually at their worst during the first three or four days. Understand that any of the following is possible:

- craving for nicotine
- anxiety, irritability, restlessness, mood changes, nervousness
- disruptions of your sleep
- drowsiness
- trouble concentrating
- increased appetite and weight gain
- headaches, muscular pain, constipation, fatigue.

NicoDerm CQ reduces nicotine withdrawal symptoms such as irritability and nervousness, as well as the craving for nicotine you used to satisfy by having a cigarette.

2. Is NicoDerm CQ just substituting one form of nicotine for another?

NicoDerm CQ does contain nicotine. The purpose of NicoDerm CQ is to provide you with enough nicotine to reduce the physical withdrawal symptoms so you can deal with the mental aspects of quitting.

3. Can I be hurt by using NicoDerm CQ?

For most adults, the amount of nicotine delivered from the patch is less than from smoking. If you believe you may be sensitive to even this amount of nicotine, you should not use this product without advice from your doctor. There are also some important warnings in this User's Guide (See page 4).

NDA 20-165

proposedug.pdf , pg. 025

0000XX NRD UG inside.qxd 3/2/06 11:00 AM Page 24

4. Will I gain weight?

Many people do tend to gain a few pounds the first 8-10 weeks after they stop smoking. This is a very small price to pay for the enormous gains that you will make in your overall health and attractiveness. If you continue to gain weight after the first two months, try to analyze what you're doing differently. Reduce your fat intake, choose healthy snacks, and increase your physical activity to burn off the extra calories. Drink lots of water. This is good for your body and skin, and also helps to reduce the amount you eat.

5. Is NicoDerm CQ more expensive than smoking?

The total cost of the NicoDerm CQ program is similar to what a person who

smokes one and a half packs of cigarettes a day would spend on cigarettes for the same period of time. Also, use of NicoDerm CQ is only a short-term cost, while the cost of smoking is a long-term cost, including the health problems smoking causes.

6. What if I slip up?

Discard your cigarettes, forgive yourself and then get back on track. Don't consider yourself a failure or punish yourself. In fact, people who have already tried to quit are more likely to be successful the next time.

GOOD LUCK!

20

Copyright © 2006 GlaxoSmithKline Consumer Healthcare, L.P.

0000XX