

Includes Quit Support Program



3 07661 44020 7

NICODERM
CQ

STEP 3 7 mg

Nicotine Transdermal System
STOP SMOKING AID
14 clear patches (2-week kit)

- Not for sale to those under 18 years of age.
- Proof of age required.
- Not for sale in vending machines or from any source where proof of age cannot be verified.

For more information and for a FREE individualized stop smoking program, please visit www.nicodermcq.com or see inside for more details.

U.S. Patent No. 7,822,138
8,075,911

NIC 035-0196-02 HALEON

NICODERM

nicotine transdermal system 7 mg delivered over 24 hours | stop smoking aid

CQ Patch

STEP 3 7 mg

FOR USE AFTER COMPLETING STEP 2

24HRS EXTENDED RELEASE
SmartControl Technology

14 CLEAR PATCHES (2-WEEK KIT)

ACTUAL SIZE
Clear Patch

STEP 1 21 mg
STEP 2 14 mg
STEP 3 7 mg

STEP 3 14 clear patches (2-week kit)

NICODERM CQ is a three step program. You start with the highest level of medicine and gradually step down your dose. If you smoke 10 or less cigarettes per day, start with Step 2.

TO INCREASE YOUR SUCCESS IN QUITTING:

1. You must be motivated to quit.
2. Complete the full treatment program, applying a new patch every day.
3. Use with a support program as described in the enclosed User's Guide.

For your family's protection, **NICODERM CQ patches are supplied in child resistant pouches. Do not use if individual pouch is open or torn.**

Distributed by:
Haleon
Warren, NJ 07059

Made in Ireland

©2024 Haleon group of companies or its licensor.
Trademarks are owned by or licensed to the Haleon group of companies.
212066

990212



Drug Facts

Active ingredient (in each patch) Purpose
Nicotine, 7 mg delivered over 24 hours. Stop smoking aid

Use
reduces withdrawal symptoms, including nicotine craving, associated with quitting smoking

Warnings
If you are pregnant or breast-feeding, only use this medicine on the advice of your health care provider. Smoking can seriously harm your child. Try to stop smoking without using any nicotine replacement medicine. This medicine is believed to be safer than smoking. However, the risks to your child from this medicine are not fully known.

Ask a doctor before use if you have

- heart disease, recent heart attack, or irregular heartbeat. Nicotine can increase your heart rate.
- high blood pressure not controlled with medication. Nicotine can increase your blood pressure.
- an allergy to adhesive tape or have skin problems because you are more likely to get rashes
- stomach ulcer or diabetes
- history of seizures

Ask a doctor or pharmacist before use if you are

- using a non-nicotine stop smoking drug.
- taking a prescription medicine for depression or asthma. Your prescription dose may need to be adjusted.

When using this product

- If you have vivid dreams or other sleep disturbances remove this patch at bedtime

Stop use and ask a doctor if

- skin redness caused by the patch does not go away after four days, or if your skin swells, or you get a rash
- irregular heartbeat or palpitations occur
- you get symptoms of nicotine overdose such as nausea, vomiting, dizziness, weakness and rapid heartbeat
- you have symptoms of an allergic reaction (such as difficulty breathing or rash)

Keep out of reach of children and pets. Used patches have enough nicotine to poison children and pets. If swallowed, get medical help or contact a Poison Control Center right away. Dispose of the used patches by folding sticky ends together. Replace in pouch and discard.

Directions

- If you are under 18 years of age, ask a doctor before use
- before using this product, read the enclosed User's Guide for complete directions and other information.

Drug Facts (continued)

- begin using the patch on your quit day
- If you smoke more than 10 cigarettes per day, use according to the following 10-week schedule:

STEP 1	STEP 2	STEP 3
Use one 21 mg patch/day	Use one 14 mg patch/day	Use one 7 mg patch/day
Weeks 1-4	Weeks 5-8	Weeks 9-10

- If you smoke 10 or less cigarettes per day, do not use STEP 1 (21 mg). Start with STEP 2 (14 mg) for 6 weeks, then STEP 3 (7 mg) for 2 weeks and then stop.
- step 2 and 3 allow you to gradually reduce your level of nicotine. Completing the full program will increase your chances of quitting successfully.
- apply one new patch every 24 hours on skin that is dry, clean and hairless. Save pouch for disposing of the patch after use.
- remove backing from patch and immediately press onto skin. Hold for 10 seconds.
- wash hands after applying or removing patch. Throw away the patch by folding sticky ends together. Replace in its pouch and discard. See enclosed User's Guide for safety and handling.
- you may wear the patch for 16 or 24 hours
- if you crave cigarettes when you wake up, wear the patch for 24 hours
- if you have vivid dreams or other sleep disturbances, you may remove the patch at bedtime and apply a new one in the morning
- the used patch should be removed and a new one applied to a different skin site at the same time each day
- do not wear more than one patch at a time
- do not cut patch in half or into smaller pieces
- do not leave patch on for more than 24 hours because it may irritate your skin and lose strength after 24 hours
- it is important to complete treatment. If you feel you need to use the patch for a longer period to keep from smoking, talk to your health care provider.

Other information

- store at 15°C to 25°C (59°F to 77°F)

Inactive ingredients
ethylene vinyl acetate-copolymer, polyisobutylene and high density polyethylene between clear polyester backings

Questions or comments?
call toll-free 1-800-834-5885

Includes User's Guide with MyQuit Program Enrollment Offer.



212066



212066

REGULATORY LEGEND

	Actual Size
DRUG FACTS TITLE	13 pt
DRUG FACTS CONTINUED	8.5 pt / 8 pt
HEADINGS	8 pt
SUBHEADINGS/BODY TEXT	6 pt
LEADING	6.7 pt
BULLETS	5 pt
# OF CHARACTERS PER INCH	32
SPACE BEFORE BULLET	N/A
BARLINES, HAIRLINES	1.5 pt / 0.5 pt
SPACE BETWEEN HAIRLINES AND BOX END	2 spaces
STATEMENT OF IDENTITY (WHAT IT IS) Vertical	N/A
STATEMENT OF IDENTITY (WHAT IT IS) Horizontal	23 pt

Includes Quit Support Program

NICODERM CQ

STEP 3 7 mg

Nicotine Transdermal System
STOP SMOKING AID
14 clear patches (2-week kit)

- Not for sale to those under 18 years of age
- Proof of age required
- Not for sale in vending machines or from any source where proof of age cannot be verified

For more information and for a FREE individualized stop smoking program, please visit www.nicodermcq.com or see inside for more details.

U.S. Patent No. 7,622,136
8,075,911



3 07661 44028 3

NOT FOR RETAIL SALE

NDC 4135019605

NICODERM CQ

nicotine transdermal system 7 mg delivered over 24 hours | stop smoking aid Patch

STEP 3 7 mg

FOR USE AFTER COMPLETING STEP 2

14 CLEAR PATCHES (2-WEEK KIT)

ACTUAL SIZE
Clear Patch

Distributed by:
Haleon
Warren, NJ 07059
Made in Ireland

©2024 Haleon group of companies or its licensors.
Trademarks are owned by or licensed to the Haleon group of companies.
212062

290212



Drug Facts

Active ingredient (in each patch) Purpose
Nicotine, 7 mg delivered over 24 hours.....Stop smoking aid

Use
reduces withdrawal symptoms, including nicotine craving, associated with quitting smoking

Warnings
If you are pregnant or breast-feeding, only use this medicine on the advice of your health care provider. Smoking can seriously harm your child. Try to stop smoking without using any nicotine replacement medicine. This medicine is believed to be safer than smoking. However, the risks to your child from this medicine are not fully known.

Ask a doctor before use if you have

- heart disease, recent heart attack, or irregular heartbeat. Nicotine can increase your heart rate.
- high blood pressure not controlled with medication. Nicotine can increase your blood pressure.
- an allergy to adhesive tape or have skin problems because you are more likely to get rashes
- stomach ulcer or diabetes
- history of seizures

Ask a doctor or pharmacist before use if you are

- using a non-nicotine stop smoking drug
- taking a prescription medicine for depression or asthma. Your prescription dose may need to be adjusted.

When using this product

- If you have vivid dreams or other sleep disturbances remove this patch at bedtime

Stop use and ask a doctor if

- skin redness caused by the patch does not go away after four days, or if your skin swells, or you get a rash
- irregular heartbeat or palpitations occur
- you get symptoms of nicotine overdose such as nausea, vomiting, dizziness, weakness and rapid heartbeat
- you have symptoms of an allergic reaction (such as difficulty breathing or rash)

Keep out of reach of children and pets. Used patches have enough nicotine to poison children and pets. If swallowed, get medical help or contact a Poison Control Center right away. Dispose of the used patches by folding sticky ends together. Replace in pouch and discard.

Directions

- If you are under 18 years of age, ask a doctor before use
- before using this product, read the enclosed User's Guide for complete directions and other information.

Drug Facts (continued)

- begin using the patch on your quit day
- if you smoke more than 10 cigarettes per day, use according to the following 10-week schedule:

STEP 1	STEP 2	STEP 3
Use one 21 mg patch/day	Use one 14 mg patch/day	Use one 7 mg patch/day
Weeks 1-6	Weeks 7-8	Weeks 9-10

- if you smoke 10 or less cigarettes per day, do not use STEP 1 (21 mg). Start with STEP 2 (14 mg) for 6 weeks, then STEP 3 (7 mg) for 2 weeks and then stop.
- step 2 and 3 allow you to gradually reduce your level of nicotine. Completing the full program will increase your chances of quitting successfully.
- apply one new patch every 24 hours on skin that is dry, clean and hairless. Save pouch for disposing of the patch after use.
- remove backing from patch and immediately press onto skin. Hold for 10 seconds.
- wash hands after applying or removing patch. Throw away the patch by folding sticky ends together. Replace in its pouch and discard. See enclosed User's Guide for safety and handling.
- you may wear the patch for 16 or 24 hours
- if you crave cigarettes when you wake up, wear the patch for 24 hours
- if you have vivid dreams or other sleep disturbances, you may remove the patch at bedtime and apply a new one in the morning
- the used patch should be removed and a new one applied to a different skin site at the same time each day
- do not wear more than one patch at a time
- do not cut patch in half or into smaller pieces
- do not leave patch on for more than 24 hours because it may irritate your skin and lose strength after 24 hours
- it is important to complete treatment. If you feel you need to use the patch for a longer period to keep from smoking, talk to your health care provider.

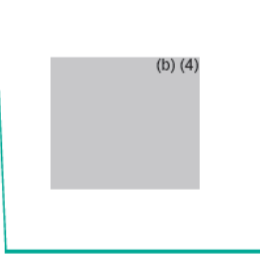
Other information

- store at 15°C to 25°C (59°F to 77°F)

Inactive ingredients
ethylene vinyl acetate-copolymer, polyisobutylene and high density polyethylene between clear polyester backings

Questions or comments?
call toll-free 1-800-834-5885

Includes User's Guide with MyQuit Program Enrollment Offer.



NICODERM CQ

STEP 3 7 mg

Nicotine Transdermal System
STOP SMOKING AID
14 clear patches (2-week kit)

What is the **NICODERM CQ** Patch and How is it Used?
NICODERM CQ is a small, nicotine-containing patch. When you put on a **NICODERM CQ** patch, nicotine passes through the skin and into your body. **NICODERM CQ** is very thin and uses special material to control how fast nicotine passes through the skin. Unlike the sudden jolt of nicotine delivered by cigarettes, the amount of nicotine you receive remains relatively smooth throughout the 16 or 24 hour period you wear the **NICODERM CQ** patch. This helps to reduce cravings you may have for nicotine.

READ THE LABEL

5.375 in x 4.375 in x 1.75 in



212062

REGULATORY LEGEND

	Actual Size
DRUG FACTS TITLE	13 pt
DRUG FACTS CONTINUED	8.5 pt / 8 pt
HEADINGS	8 pt
SUBHEADINGS/BODY TEXT	6 pt
LEADING	6.7 pt
BULLETS	5 pt
# OF CHARACTERS PER INCH	32
SPACE BEFORE BULLET	N/A
BARLINES, HAIRLINES	1.5 pt / 0.5 pt
SPACE BETWEEN HAIRLINES AND BOX END	2 spaces
STATEMENT OF IDENTITY (WHAT IT IS) Vertical	N/A
STATEMENT OF IDENTITY (WHAT IT IS) Horizontal	23 pt

Includes Quit Support Program



3 07661 43020 8

NICODERM CQ

STEP 2 14mg

Nicotine Transdermal System
STOP SMOKING AID
14 clear patches (2-week kit)

- Not for sale to those under 18 years of age.
- Proof of age required.
- Not for sale in vending machines or from any source where proof of age cannot be verified.

For more information and for a FREE individualized stop smoking program, please visit www.nicodermcq.com or see inside for more details.

U.S. Patent No. 7,822,138
8,075,911

NIC 035-0195-02 HALEON

NICODERM CQ

nicotine transdermal system 14 mg delivered over 24 hours | stop smoking aid

STEP 2 14mg

24HRS EXTENDED RELEASE
SmartControl Technology



14 CLEAR PATCHES (2-WEEK KIT)

ACTUAL SIZE
Clear Patch

STEP 1 21mg
STEP 2 14mg
STEP 3 7mg

STEP 2
14 clear patches (2-week kit)

NICODERM CQ

TO INCREASE YOUR SUCCESS IN QUITTING:

1. You must be motivated to quit.
2. Complete the full treatment program, applying a new patch every day.
3. Use with a support program as described in the enclosed User's Guide.

For your family's protection, **NICODERM CQ patches are supplied in child resistant pouches. Do not use if individual pouch is open or torn.**

Distributed by:
HALEON
Warren, NJ 07059

Made in Ireland

©2024 Haleon group of companies or its licensor.
Trademarks are owned by or licensed to the HALEON group of companies.
212065

(b) (4)

5.375 in x 4.375 in x 1.75 in



590212



212065



Read carton and enclosed User's Guide before using this product. Keep this carton and User's Guide. They contain important information.

Drug Facts

Active ingredient (in each patch) Purpose
Nicotine, 14 mg delivered over 24 hours.....Stop smoking aid

Use
reduces withdrawal symptoms, including nicotine craving, associated with quitting smoking

Warnings
If you are pregnant or breast-feeding, only use this medicine on the advice of your health care provider. Smoking can seriously harm your child. Try to stop smoking without using any nicotine replacement medicine. This medicine is believed to be safer than smoking. However, the risks to your child from this medicine are not fully known.

Ask a doctor before use if you have

- heart disease, recent heart attack, or irregular heartbeat. Nicotine can increase your heart rate.
- high blood pressure not controlled with medication. Nicotine can increase your blood pressure.
- an allergy to adhesive tape or have skin problems because you are more likely to get rashes
- stomach ulcer or diabetes
- history of seizures

Ask a doctor or pharmacist before use if you are

- using a non-nicotine stop smoking drug
- taking a prescription medicine for depression or asthma. Your prescription dose may need to be adjusted.

When using this product

- If you have vivid dreams or other sleep disturbances remove this patch at bedtime

Stop use and ask a doctor if

- skin redness caused by the patch does not go away after four days, or if your skin swells, or you get a rash
- irregular heartbeat or palpitations occur
- you get symptoms of nicotine overdose such as nausea, vomiting, dizziness, weakness and rapid heartbeat
- you have symptoms of an allergic reaction (such as difficulty breathing or rash)

Keep out of reach of children and pets. Used patches have enough nicotine to poison children and pets. If swallowed, get medical help or contact a Poison Control Center right away. Dispose of the used patches by folding sticky ends together. Replace in pouch and discard.

Directions

- If you are under 18 years of age, ask a doctor before use
- before using this product, read the enclosed User's Guide for complete directions and other information.

Drug Facts (continued)

- begin using the patch on your quit day
- If you smoke more than 10 cigarettes per day, use according to the following 10-week schedule:

STEP 1	STEP 2	STEP 3
Use one 21 mg patch/day	Use one 14 mg patch/day	Use one 7 mg patch/day
Weeks 1-4	Weeks 5-8	Weeks 9-10

- If you smoke 10 or less cigarettes per day, do not use STEP 1 (21 mg). Start with STEP 2 (14 mg) for 6 weeks, then STEP 3 (7 mg) for 2 weeks and then stop.
- step 2 and 3 allow you to gradually reduce your level of nicotine. Completing the full program will increase your chances of quitting successfully.
- apply one new patch every 24 hours on skin that is dry, clean and hairless. Save pouch for disposing of the patch after use.
- remove backing from patch and immediately press onto skin. Hold for 10 seconds.
- wash hands after applying or removing patch. Throw away the patch by folding sticky ends together. Replace in its pouch and discard. See enclosed User's Guide for safety and handling.
- you may wear the patch for 16 or 24 hours
- if you crave cigarettes when you wake up, wear the patch for 24 hours
- if you have vivid dreams or other sleep disturbances, you may remove the patch at bedtime and apply a new one in the morning
- the used patch should be removed and a new one applied to a different skin site at the same time each day
- do not wear more than one patch at a time
- do not cut patch in half or into smaller pieces
- do not leave patch on for more than 24 hours because it may irritate your skin and lose strength after 24 hours
- it is important to complete treatment. If you feel you need to use the patch for a longer period to keep from smoking, talk to your health care provider.

Other information

- store at 15°C to 25°C (59°F to 77°F)

Inactive ingredients
ethylene vinyl acetate-copolymer, polyisobutylene and high density polyethylene between clear polyester backings

Questions or comments?
call toll-free 1-800-834-5885

Includes User's Guide with MyQuit Program Enrollment Offer.

212065

REGULATORY LEGEND

	Actual Size
DRUG FACTS TITLE	13 pt
DRUG FACTS CONTINUED	8.5 pt / 8 pt
HEADINGS	8 pt
SUBHEADINGS/BODY TEXT	6 pt
LEADING	6.7 pt
BULLETS	5 pt
# OF CHARACTERS PER INCH	32
SPACE BEFORE BULLET	N/A
BARLINES, HAIRLINES	1.5 pt / 0.5 pt
SPACE BETWEEN HAIRLINES AND BOX END	2 spaces
STATEMENT OF IDENTITY (WHAT IT IS) Vertical	N/A
STATEMENT OF IDENTITY (WHAT IT IS) Horizontal	23 pt

Includes Quit Support Program

NICODERM CQ

STEP 2 14mg

Nicotine Transdermal System
STOP SMOKING AID
14 clear patches (2-week kit)

- Not for sale to those under 18 years of age
- Proof of age required
- Not for sale in vending machines or from any source where proof of age cannot be verified

For more information and for a FREE individualized stop smoking program, please visit www.nicodermcq.com or see inside for more details.

U.S. Patent No. 7,622,136
8,075,911



3 07661 42033 9

NOT FOR RETAIL SALE

NDC 47101 0135019505

NICODERM CQ

nicotine transdermal system 14 mg delivered over 24 hours | stop smoking aid Patch

STEP 2 14mg

IF YOU SMOKE 10 OR LESS CIGARETTES A DAY, START WITH STEP 2. MORE THAN 10 CIGARETTES A DAY, START WITH STEP 1. The full course of treatment for STEP 2 is 2 or 6 weeks (depending on how many cigarettes you smoke per day). Read the enclosed User's Guide for additional information.

14 CLEAR PATCHES (2-WEEK KIT)

ACTUAL SIZE
Clear Patch

Distributed by:
Haleon
Warren, NJ 07059
Made in Ireland

©2024 Haleon group of companies or its licensors.
Trademarks are owned by or licensed to the Haleon group of companies.
212061

5,375 in x 4,375 in x 1,75 in

NICODERM CQ

STEP 2 14mg

Nicotine Transdermal System
STOP SMOKING AID
14 clear patches (2-week kit)

READ THE LABEL



2 12061

Read carton and enclosed User's Guide before using this product. Keep this carton and User's Guide. They contain important information.

Drug Facts											
Active ingredient (in each patch)	Purpose										
Nicotine, 14 mg delivered over 24 hours	Stop smoking aid										
Use reduces withdrawal symptoms, including nicotine craving, associated with quitting smoking											
Warnings											
If you are pregnant or breast-feeding, only use this medicine on the advice of your health care provider. Smoking can seriously harm your child. Try to stop smoking without using any nicotine replacement medicine. This medicine is believed to be safer than smoking. However, the risks to your child from this medicine are not fully known.											
Ask a doctor before use if you have											
<ul style="list-style-type: none"> heart disease, recent heart attack, or irregular heartbeat. Nicotine can increase your heart rate. high blood pressure not controlled with medication. Nicotine can increase your blood pressure. an allergy to adhesive tape or have skin problems because you are more likely to get rashes stomach ulcer or diabetes history of seizures 											
Ask a doctor or pharmacist before use if you are											
<ul style="list-style-type: none"> using a non-nicotine stop smoking drug taking a prescription medicine for depression or asthma. Your prescription dose may need to be adjusted. 											
When using this product											
<ul style="list-style-type: none"> If you have vivid dreams or other sleep disturbances remove this patch at bedtime 											
Stop use and ask a doctor if											
<ul style="list-style-type: none"> skin redness caused by the patch does not go away after four days, or if your skin swells, or you get a rash irregular heartbeat or palpitations occur you get symptoms of nicotine overdose such as nausea, vomiting, dizziness, weakness and rapid heartbeat you have symptoms of an allergic reaction (such as difficulty breathing or rash) 											
Keep out of reach of children and pets. Used patches have enough nicotine to poison children and pets. If swallowed, get medical help or contact a Poison Control Center right away. Dispose of the used patches by folding sticky ends together. Replace in pouch and discard.											
Directions											
<ul style="list-style-type: none"> If you are under 18 years of age, ask a doctor before use before using this product, read the enclosed User's Guide for complete directions and other information. 											
Drug Facts (continued)											
<ul style="list-style-type: none"> begin using the patch on your quit day If you smoke more than 10 cigarettes per day, use according to the following 10-week schedule: <table border="1" style="width: 100%;"> <thead> <tr> <th>STEP 1</th> <th>STEP 2</th> <th>STEP 3</th> </tr> </thead> <tbody> <tr> <td>Use one 21 mg patch/day</td> <td>Use one 14 mg patch/day</td> <td>Use one 7 mg patch/day</td> </tr> <tr> <td>Weeks 1-6</td> <td>Weeks 7-8</td> <td>Weeks 9-10</td> </tr> </tbody> </table> <ul style="list-style-type: none"> If you smoke 10 or less cigarettes per day, do not use STEP 1 (21 mg). Start with STEP 2 (14 mg) for 6 weeks, then STEP 3 (7 mg) for 2 weeks and then stop. step 2 and 3 allow you to gradually reduce your level of nicotine. Completing the full program will increase your chances of quitting successfully. apply one new patch every 24 hours on skin that is dry, clean and hairless. Save pouch for disposing of the patch after use. remove backing from patch and immediately press onto skin. Hold for 10 seconds. wash hands after applying or removing patch. Throw away the patch by folding sticky ends together. Replace in its pouch and discard. See enclosed User's Guide for safety and handling. you may wear the patch for 16 or 24 hours if you crave cigarettes when you wake up, wear the patch for 24 hours if you have vivid dreams or other sleep disturbances, you may remove the patch at bedtime and apply a new one in the morning the used patch should be removed and a new one applied to a different skin site at the same time each day do not wear more than one patch at a time do not cut patch in half or into smaller pieces do not leave patch on for more than 24 hours because it may irritate your skin and lose strength after 24 hours it is important to complete treatment. If you feel you need to use the patch for a longer period to keep from smoking, talk to your health care provider. 			STEP 1	STEP 2	STEP 3	Use one 21 mg patch/day	Use one 14 mg patch/day	Use one 7 mg patch/day	Weeks 1-6	Weeks 7-8	Weeks 9-10
STEP 1	STEP 2	STEP 3									
Use one 21 mg patch/day	Use one 14 mg patch/day	Use one 7 mg patch/day									
Weeks 1-6	Weeks 7-8	Weeks 9-10									
Other information											
<ul style="list-style-type: none"> store at 15°C to 25°C (59°F to 77°F) 											
Inactive ingredients											
ethylene vinyl acetate-copolymer, polyisobutylene and high density polyethylene between clear polyester backings											
Questions or comments?											
call toll-free 1-800-834-5885											

Includes User's Guide with MyQuit Program Enrollment Offer.

REGULATORY LEGEND

	Actual Size
DRUG FACTS TITLE	13 pt
DRUG FACTS CONTINUED	8.5 pt / 8 pt
HEADINGS	8 pt
SUBHEADINGS/BODY TEXT	6 pt
LEADING	6.7 pt
BULLETS	5 pt
# OF CHARACTERS PER INCH	32
SPACE BEFORE BULLET	N/A
BARLINES, HAIRLINES	1.5 pt / 0.5 pt
SPACE BETWEEN HAIRLINES AND BOX END	2 spaces
STATEMENT OF IDENTITY (WHAT IT IS) Vertical	N/A
STATEMENT OF IDENTITY (WHAT IT IS) Horizontal	23 pt

Includes Quit Support Program



3 07661 43050 5

NICODERM
CQ

STEP 2 14mg

Nicotine Transdermal System
STOP SMOKING AID
21 clear patches (3-week kit)

- Not for sale to those under 18 years of age.
- Proof of age required.
- Not for sale in vending machines or from any source where proof of age cannot be verified.

For more information and for a FREE individualized stop smoking program, please visit www.nicodermcq.com or see inside for more details.

U.S. Patent No. 7,822,138
8,075,911

NIC 0354-0195-03 HALEON

NICODERM

nicotine transdermal system 14 mg
delivered over 24 hours | stop smoking aid

Patch

STEP 2
14mg

24HRS
EXTENDED
RELEASE
SmartControl
Technology



21 CLEAR PATCHES
(3-WEEK KIT)

ACTUAL SIZE
Clear Patch

STEP 1
21mg

STEP 2
14mg

STEP 3
7mg

STEP 2
21 clear patches
(3-week kit)

TO INCREASE YOUR SUCCESS IN QUITTING:

- You must be motivated to quit.
- Complete the full treatment program, applying a new patch every day.
- Use with a support program as described in the enclosed User's Guide.

For your family's protection, **NICODERM CQ patches are supplied in child resistant pouches. Do not use if individual pouch is open or torn.**

Distributed by:
Haleon
Warren, NJ 07059

Made in Ireland

©2024 Haleon group of companies or its licensor.
Trademarks are owned by or licensed to the Haleon group of companies.
212059

(b) (4)

5.375 in x 4.375 in x 1.75 in



650212



212059



Read carton and enclosed User's Guide before using this product. Keep this carton and User's Guide. They contain important information.

Drug Facts

Active ingredient (in each patch) Purpose
Nicotine, 14 mg delivered over 24 hours.....Stop smoking aid

Use
reduces withdrawal symptoms, including nicotine craving, associated with quitting smoking

Warnings
If you are pregnant or breast-feeding, only use this medicine on the advice of your health care provider. Smoking can seriously harm your child. Try to stop smoking without using any nicotine replacement medicine. This medicine is believed to be safer than smoking. However, the risks to your child from this medicine are not fully known.

Ask a doctor before use if you have

- heart disease, recent heart attack, or irregular heartbeat. Nicotine can increase your heart rate.
- high blood pressure not controlled with medication. Nicotine can increase your blood pressure.
- an allergy to adhesive tape or have skin problems because you are more likely to get rashes
- stomach ulcer or diabetes
- history of seizures

Ask a doctor or pharmacist before use if you are

- using a non-nicotine stop smoking drug.
- taking a prescription medicine for depression or asthma. Your prescription dose may need to be adjusted.

When using this product

- If you have vivid dreams or other sleep disturbances remove this patch at bedtime

Stop use and ask a doctor if

- skin redness caused by the patch does not go away after four days, or if your skin swells, or you get a rash
- irregular heartbeat or palpitations occur
- you get symptoms of nicotine overdose such as nausea, vomiting, dizziness, weakness and rapid heartbeat
- you have symptoms of an allergic reaction (such as difficulty breathing or rash)

Keep out of reach of children and pets. Used patches have enough nicotine to poison children and pets. If swallowed, get medical help or contact a Poison Control Center right away. Dispose of the used patches by folding sticky ends together. Replace in pouch and discard.

Directions

- If you are under 18 years of age, ask a doctor before use
- before using this product, read the enclosed User's Guide for complete directions and other information.

Drug Facts (continued)

- begin using the patch on your quit day
- If you smoke more than 10 cigarettes per day, use according to the following 10-week schedule:

STEP 1	STEP 2	STEP 3
Use one 21 mg patch/day	Use one 14 mg patch/day	Use one 7 mg patch/day
Weeks 1-4	Weeks 5-8	Weeks 9-10

- If you smoke 10 or less cigarettes per day, do not use STEP 1 (21 mg). Start with STEP 2 (14 mg) for 6 weeks, then STEP 3 (7 mg) for 2 weeks and then stop.
- step 2 and 3 allow you to gradually reduce your level of nicotine. Completing the full program will increase your chances of quitting successfully.
- apply one new patch every 24 hours on skin that is dry, clean and hairless. Save pouch for disposing of the patch after use.
- remove backing from patch and immediately press onto skin. Hold for 10 seconds.
- wash hands after applying or removing patch. Throw away the patch by folding sticky ends together. Replace in its pouch and discard. See enclosed User's Guide for safety and handling.
- you may wear the patch for 16 or 24 hours
- if you crave cigarettes when you wake up, wear the patch for 24 hours
- if you have vivid dreams or other sleep disturbances, you may remove the patch at bedtime and apply a new one in the morning
- the used patch should be removed and a new one applied to a different skin site at the same time each day
- do not wear more than one patch at a time
- do not cut patch in half or into smaller pieces
- do not leave patch on for more than 24 hours because it may irritate your skin and lose strength after 24 hours
- it is important to complete treatment. If you feel you need to use the patch for a longer period to keep from smoking, talk to your health care provider.

Other information

- store at 15°C to 25°C (59°F to 77°F)

Inactive ingredients
ethylene vinyl acetate-copolymer, polyisobutylene and high density polyethylene between clear polyester backings

Questions or comments?
call toll-free 1-800-834-5885

Includes User's Guide with MyQuit Program Enrollment Offer.

212059

REGULATORY LEGEND

	Actual Size
DRUG FACTS TITLE	13 pt
DRUG FACTS CONTINUED	8.5 pt / 8 pt
HEADINGS	8 pt
SUBHEADINGS/BODY TEXT	6 pt
LEADING	6.7 pt
BULLETS	5 pt
# OF CHARACTERS PER INCH	32
SPACE BEFORE BULLET	N/A
BARLINES, HAIRLINES	1.5 pt / 0.5 pt
SPACE BETWEEN HAIRLINES AND BOX END	2 spaces
STATEMENT OF IDENTITY (WHAT IT IS) Vertical	N/A
STATEMENT OF IDENTITY (WHAT IT IS) Horizontal	23 pt

Drug Facts (continued)

Other information - store at 15°C to 25°C (59°F to 77°F)

Inactive ingredients ethylene vinyl acetate-copolymer, polyisobutylene and high density polyethylene between clear polyester backings

Questions or comments?
call toll-free 1-800-834-5895

TO INCREASE YOUR SUCCESS IN QUITTING:

- You must be motivated to quit.
- Complete the full treatment program, applying a new patch every day.
- Use with a support program as described in the enclosed User's Guide.

For more information and for a FREE individualized stop smoking program, please visit www.nicodermcq.com or see inside for more details.

Distributed by: Haleon, Warren, NJ 07059 U.S. Patent No. 7,622,136
Made in Ireland 8,075,911
Trademarks are owned by or licensed to the Haleon group of companies. NPA015590
©2024 Haleon group of companies or its licensor. NPA015590

MANUFACTURER'S COUPON EXPIRES 04/01/2026

SAVE \$5.00 on **NICODERM CQ**

14 Count Box

FPO

000000-000000

Redeemable at food, drug and mass merchandise stores. CONSUMER: Limit 1 coupon per purchase of indicated product(s). You pay any sales tax. RETAILER: Haleon will reimburse you the face value of this coupon plus 12¢ Handling Fee if submitted in compliance with our Redemption Policy. Copy available upon request. Cash value 1/100 of 1¢. Coupon is void if altered, transferred, exchanged, sold or auctioned, copied or if prohibited by law. Good only in USA and at APOs, FPOs. Send coupons to: Haleon, Warren, NJ 07059. ©2024 Haleon group of companies or its licensor. Read and follow label directions.

STEP 1 (21 mg)
3 clear patches

NDC 0135-0194-07 HALEON

NICODERM

nicotine transdermal system 21 mg delivered over 24 hours | stop smoking aid

Clear Patch

24HRS EXTENDED RELEASE
SmartControl Technology

STEP 1
21mg



IF YOU SMOKE MORE THAN 10 CIGARETTES A DAY, START WITH STEP 1
IF YOU SMOKE 10 OR LESS CIGARETTES A DAY, START WITH STEP 2

The full course of treatment for STEP 1 is 42 patches (6 weeks); this package contains 3 patches. Read the enclosed User's Guide for additional information.

3 CLEAR PATCHES

SAMPLE NOT FOR SALE

ACTUAL SIZE

For your family's protection, NICODERM CQ patches are supplied in child resistant pouches. Do not use if individual pouch is open or torn.

- Not for sale to those under 18 years of age.
- Proof of age required.
- Not for sale in vending machines or from any source where proof of age cannot be verified.

Read carton and enclosed User's Guide before using this product. Keep this carton and User's Guide. They contain important information.

Drug Facts

Active ingredient (in each patch)	Purpose
Nicotine, 21 mg delivered over 24 hours	Stop smoking aid

Use reduces withdrawal symptoms, including nicotine craving, associated with quitting smoking

Warnings

If you are pregnant or breast-feeding, only use this medicine on the advice of your health care provider. Smoking can seriously harm your child. Try to stop smoking without using any nicotine replacement medicine. This medicine is believed to be safer than smoking. However, the risks to your child from this medicine are not fully known.

Ask a doctor before use if you have

- heart disease, recent heart attack, or irregular heartbeat. Nicotine can increase your heart rate.
- high blood pressure not controlled with medication. Nicotine can increase your blood pressure.
- an allergy to adhesive tape or have skin problems because you are more likely to get rashes
- stomach ulcer or diabetes
- history of seizures

Ask a doctor or pharmacist before use if you are

- using a non-nicotine stop smoking drug
- taking a prescription medicine for depression or asthma. Your prescription dose may need to be adjusted.

When using this product

- if you have vivid dreams or other sleep disturbances remove this patch at bedtime

Stop use and ask a doctor if

- skin redness caused by the patch does not go away after four days, or if your skin swells, or you get a rash
- irregular heartbeat or palpitations occur

SAMPLE - NOT FOR SALE

Drug Facts (continued)

- you get symptoms of nicotine overdose such as nausea, vomiting, dizziness, weakness and rapid heartbeat
- you have symptoms of an allergic reaction (such as difficulty breathing or rash)

Keep out of reach of children and pets. Used patches have enough nicotine to poison children and pets. If swallowed, get medical help or contact a Poison Control Center right away. Dispose of the used patches by folding sticky ends together. Replace in pouch and discard.

Directions

- if you are under 18 years of age, ask a doctor before use
- before using this product, read the enclosed User's Guide for complete directions and other information
- begin using the patch on your quit day
- if you smoke more than 10 cigarettes per day, use according to the following 10-week schedule:

STEP 1	STEP 2	STEP 3
Use one 21 mg patch/day	Use one 14 mg patch/day	Use one 7 mg patch/day
Weeks 1-6	Weeks 7-8	Weeks 9-10

- if you smoke 10 or less cigarettes per day, do not use STEP 1 (21 mg). Start with STEP 2 (14 mg) for 6 weeks, then STEP 3 (7 mg) for 2 weeks and then stop.
- steps 2 and 3 allow you to gradually reduce your level of nicotine. Completing the full program will increase your chances of quitting successfully.
- apply one new patch every 24 hours on skin that is dry, clean and hairless. Save pouch for disposing of the patch after use.
- remove backing from patch and immediately press onto skin. Hold for 10 seconds.
- wash hands after applying or removing patch. Throw away the patch by folding sticky ends together. Replace in its pouch and discard. See enclosed User's Guide for safety and handling.
- you may wear the patch for 16 or 24 hours
- if you crave cigarettes when you wake up, wear the patch for 24 hours
- if you have vivid dreams or other sleep disturbances, you may remove the patch at bedtime and apply a new one in the morning
- the used patch should be removed and a new one applied to a different skin site at the same time each day
- do not wear more than one patch at a time
- do not cut patch in half or into smaller pieces
- do not leave patch on for more than 24 hours because it may irritate your skin and loses strength after 24 hours
- it is important to complete treatment. If you feel you need to use the patch for a longer period to keep from smoking, talk to your health care provider.


Lot / Exp Area

NPA015590

REGULATORY LEGEND

	Actual Size
DRUG FACTS TITLE	13 pt
DRUG FACTS CONTINUED	9.6 pt
HEADINGS	8 pt
SUBHEADINGS/BODY TEXT	6 pt
LEADING	6.5 pt
BULLETS	5 pt
# OF CHARACTERS PER INCH	36
SPACE BEFORE BULLET	1 space
BARLINES, HAIRLINES	1.5 pt / 0.5 pt
SPACE BETWEEN HAIRLINES AND BOX END	2 spaces
STATEMENT OF IDENTITY (WHAT IT IS) Vertical	N/A
STATEMENT OF IDENTITY (WHAT IT IS) Horizontal	18.75 pt

Includes Quit Support Program



3 07661 42050 6

NICODERM CQ

STEP 1 21mg

Nicotine Transdermal System
STOP SMOKING AID
7 clear patches (1-week kit)

Not for sale to those under 18 years of age.
Proof of age required.
Not for sale in vending machines or from any source where proof of age cannot be verified.

For more information and for a FREE individualized stop smoking program, please visit www.nicodermcq.com or see inside for more details.

U.S. Patent No. 7,822,138
8,075,911

NIC 035-094-01 HALEON

NICODERM CQ

nicotine transdermal system 21 mg delivered over 24 hours | stop smoking aid

24HRS EXTENDED RELEASE SmartControl Technology



STEP 1 21mg

IF YOU SMOKE MORE THAN 10 CIGARETTES A DAY, START WITH STEP 1. TO 10 OR LESS CIGARETTES A DAY, START WITH STEP 2.

The full course of treatment for STEP 1 is 42 patches (6 weeks); this package contains 7 patches (1-week course) only. Read the enclosed User's Guide for additional information.

7 CLEAR PATCHES (1-WEEK KIT)


ACTUAL SIZE
Clear Patch

Distributed by:
HALEON
Warren, NJ 07059


Made in Ireland

©2024 Haleon group of companies or its licensor.
Trademarks are owned by or licensed to the HALEON group of companies.
212063

5.375 in x 4.375 in x 1.75 in



212063



STEP 1 21mg 7 clear patches (1-week kit)

STEP 2 14mg

STEP 3 7mg

NICODERM CQ is a three step program. You start with the highest level of medicine and gradually step down your dose. If you smoke 10 or less cigarettes per day, start with Step 2.

Drug Facts

Active ingredient (in each patch) Purpose
Nicotine, 21 mg delivered over 24 hours.....Stop smoking aid

Use
reduces withdrawal symptoms, including nicotine craving, associated with quitting smoking

Warnings
If you are pregnant or breast-feeding, only use this medicine on the advice of your health care provider. Smoking can seriously harm your child. Try to stop smoking without using any nicotine replacement medicine. This medicine is believed to be safer than smoking. However, the risks to your child from this medicine are not fully known.

Ask a doctor before use if you have
• heart disease, recent heart attack, or irregular heartbeat. Nicotine can increase your heart rate.
• high blood pressure not controlled with medication. Nicotine can increase your blood pressure.
• an allergy to adhesive tape or have skin problems because you are more likely to get rashes
• stomach ulcer or diabetes
• history of seizures

Ask a doctor or pharmacist before use if you are
• using a non-nicotine stop smoking drug
• taking a prescription medicine for depression or asthma. Your prescription dose may need to be adjusted.

When using this product
• If you have vivid dreams or other sleep disturbances remove this patch at bedtime

Stop use and ask a doctor if
• skin redness caused by the patch does not go away after four days, or if your skin swells, or you get a rash
• irregular heartbeat or palpitations occur
• you get symptoms of nicotine overdose such as nausea, vomiting, dizziness, weakness and rapid heartbeat
• you have symptoms of an allergic reaction (such as difficulty breathing or rash)

Keep out of reach of children and pets. Used patches have enough nicotine to poison children and pets. If swallowed, get medical help or contact a Poison Control Center right away. Dispose of the used patches by folding sticky ends together. Replace in pouch and discard.

Directions
• If you are under 18 years of age, ask a doctor before use
• before using this product, read the enclosed User's Guide for complete directions and other information

Drug Facts (continued)

• begin using the patch on your quit day
• if you smoke more than 10 cigarettes per day, use according to the following 10-week schedule:

STEP 1	STEP 2	STEP 3
Use one 21 mg patch/day	Use one 14 mg patch/day	Use one 7 mg patch/day
Weeks 1-6	Weeks 7-8	Weeks 9-10

• if you smoke 10 or less cigarettes per day, do not use STEP 1 (21 mg). Start with STEP 2 (14 mg) for 6 weeks, then STEP 3 (7 mg) for 2 weeks and then stop.
• step 2 and 3 allow you to gradually reduce your level of nicotine. Completing the full program will increase your chances of quitting successfully.
• apply one new patch every 24 hours on skin that is dry, clean and hairless. Save pouch for disposing of the patch after use.
• remove backing from patch and immediately press onto skin. Hold for 10 seconds.
• wash hands after applying or removing patch. Throw away the patch by folding sticky ends together. Replace in its pouch and discard. See enclosed User's Guide for safety and handling.
• you may wear the patch for 16 or 24 hours
• if you crave cigarettes when you wake up, wear the patch for 24 hours
• if you have vivid dreams or other sleep disturbances, you may remove the patch at bedtime and apply a new one in the morning
• the used patch should be removed and a new one applied to a different skin site at the same time each day
• do not wear more than one patch at a time
• do not cut patch in half or into smaller pieces
• do not leave patch on for more than 24 hours because it may irritate your skin and lose strength after 24 hours
• it is important to complete treatment. If you feel you need to use the patch for a longer period to keep from smoking, talk to your health care provider.

Other information
• store at 15°C to 25°C (59°F to 77°F)

Inactive ingredients
ethylene vinyl acetate-copolymer, polyisobutylene and high density polyethylene between clear polyester backings

Questions or comments?
call toll-free 1-800-834-5885

Read carton and enclosed User's Guide before using this product. Keep this carton and User's Guide. They contain important information.

Includes User's Guide with MyQuit Program Enrollment Offer.

212063

REGULATORY LEGEND

	Actual Size
DRUG FACTS TITLE	13 pt
DRUG FACTS CONTINUED	8.5 pt / 8 pt
HEADINGS	8 pt
SUBHEADINGS/BODY TEXT	6 pt
LEADING	6.7 pt
BULLETS	5 pt
# OF CHARACTERS PER INCH	32
SPACE BEFORE BULLET	N/A
BARLINES, HAIRLINES	1.5 pt / 0.5 pt
SPACE BETWEEN HAIRLINES AND BOX END	2 spaces
STATEMENT OF IDENTITY (WHAT IT IS) Vertical	N/A
STATEMENT OF IDENTITY (WHAT IT IS) Horizontal	23 pt

Includes Quit Support Program



3 07661 42020 9

NICODERM CQ

STEP 1 21mg

Nicotine Transdermal System
STOP SMOKING AID
14 clear patches (2-week kit)

Not for sale to those under 18 years of age.
Proof of age required.
Not for sale in vending machines or from any source where proof of age cannot be verified.

For more information and for a FREE individualized stop smoking program, please visit www.nicodermcq.com or see inside for more details.

U.S. Patent No. 7,822,138
8,075,911

NIC 035-094-02 HALEON

NICODERM CQ

nicotine transdermal system 21 mg delivered over 24 hours | stop smoking aid

STEP 1 21mg

24HRS EXTENDED RELEASE SmartControl Technology

14 CLEAR PATCHES (2-WEEK KIT)

ACTUAL SIZE Clear Patch

5.375 in x 4.375 in x 1.75 in



790212



STEP 1 21mg 14 clear patches (2-week kit)

STEP 2 14mg

STEP 3 7mg

NICODERM CQ is a three step program. You start with the highest level of medicine and gradually step down your dose. If you smoke 10 or less cigarettes per day, start with Step 2.

Drug Facts

Active ingredient (in each patch) Purpose
Nicotine, 21 mg delivered over 24 hours.....Stop smoking aid

Use
reduces withdrawal symptoms, including nicotine craving, associated with quitting smoking

Warnings
If you are pregnant or breast-feeding, only use this medicine on the advice of your health care provider. Smoking can seriously harm your child. Try to stop smoking without using any nicotine replacement medicine. This medicine is believed to be safer than smoking. However, the risks to your child from this medicine are not fully known.

Ask a doctor before use if you have
• heart disease, recent heart attack, or irregular heartbeat. Nicotine can increase your heart rate.
• high blood pressure not controlled with medication. Nicotine can increase your blood pressure.
• an allergy to adhesive tape or have skin problems because you are more likely to get rashes
• stomach ulcer or diabetes
• history of seizures

Ask a doctor or pharmacist before use if you are
• using a non-nicotine stop smoking drug
• taking a prescription medicine for depression or asthma. Your prescription dose may need to be adjusted.

When using this product
• If you have vivid dreams or other sleep disturbances remove this patch at bedtime

Stop use and ask a doctor if
• skin redness caused by the patch does not go away after four days, or if your skin swells, or you get a rash
• irregular heartbeat or palpitations occur
• you get symptoms of nicotine overdose such as nausea, vomiting, dizziness, weakness and rapid heartbeat
• you have symptoms of an allergic reaction (such as difficulty breathing or rash)

Keep out of reach of children and pets. Used patches have enough nicotine to poison children and pets. If swallowed, get medical help or contact a Poison Control Center right away. Dispose of the used patches by folding sticky ends together. Replace in pouch and discard.

Directions
• If you are under 18 years of age, ask a doctor before use
• before using this product, read the enclosed User's Guide for complete directions and other information

Drug Facts (continued)

• begin using the patch on your quit day
• if you smoke more than 10 cigarettes per day, use according to the following 10-week schedule:

STEP 1	STEP 2	STEP 3
Use one 21 mg patch/day	Use one 14 mg patch/day	Use one 7 mg patch/day
Weeks 1-6	Weeks 7-8	Weeks 9-10

• if you smoke 10 or less cigarettes per day, do not use STEP 1 (21 mg). Start with STEP 2 (14 mg) for 6 weeks, then STEP 3 (7 mg) for 2 weeks and then stop.
• step 2 and 3 allow you to gradually reduce your level of nicotine. Completing the full program will increase your chances of quitting successfully.
• apply one new patch every 24 hours on skin that is dry, clean and hairless. Save pouch for disposing of the patch after use.
• remove backing from patch and immediately press onto skin. Hold for 10 seconds.
• wash hands after applying or removing patch. Throw away the patch by folding sticky ends together. Replace in its pouch and discard. See enclosed User's Guide for safety and handling.
• you may wear the patch for 16 or 24 hours
• if you crave cigarettes when you wake up, wear the patch for 24 hours
• if you have vivid dreams or other sleep disturbances, you may remove the patch at bedtime and apply a new one in the morning
• the used patch should be removed and a new one applied to a different skin site at the same time each day
• do not wear more than one patch at a time
• do not cut patch in half or into smaller pieces
• do not leave patch on for more than 24 hours because it may irritate your skin and lose strength after 24 hours
• it is important to complete treatment. If you feel you need to use the patch for a longer period to keep from smoking, talk to your health care provider.

Other information
• store at 15°C to 25°C (59°F to 77°F)

Inactive ingredients
ethylene vinyl acetate-copolymer, polyisobutylene and high density polyethylene between clear polyester backings

Questions or comments?
call toll-free 1-800-834-5885

Drug Facts

Active ingredient (in each patch) Purpose
Nicotine, 21 mg delivered over 24 hours.....Stop smoking aid

Use
reduces withdrawal symptoms, including nicotine craving, associated with quitting smoking

Warnings
If you are pregnant or breast-feeding, only use this medicine on the advice of your health care provider. Smoking can seriously harm your child. Try to stop smoking without using any nicotine replacement medicine. This medicine is believed to be safer than smoking. However, the risks to your child from this medicine are not fully known.

Ask a doctor before use if you have
• heart disease, recent heart attack, or irregular heartbeat. Nicotine can increase your heart rate.
• high blood pressure not controlled with medication. Nicotine can increase your blood pressure.
• an allergy to adhesive tape or have skin problems because you are more likely to get rashes
• stomach ulcer or diabetes
• history of seizures

Ask a doctor or pharmacist before use if you are
• using a non-nicotine stop smoking drug
• taking a prescription medicine for depression or asthma. Your prescription dose may need to be adjusted.

When using this product
• If you have vivid dreams or other sleep disturbances remove this patch at bedtime

Stop use and ask a doctor if
• skin redness caused by the patch does not go away after four days, or if your skin swells, or you get a rash
• irregular heartbeat or palpitations occur
• you get symptoms of nicotine overdose such as nausea, vomiting, dizziness, weakness and rapid heartbeat
• you have symptoms of an allergic reaction (such as difficulty breathing or rash)

Keep out of reach of children and pets. Used patches have enough nicotine to poison children and pets. If swallowed, get medical help or contact a Poison Control Center right away. Dispose of the used patches by folding sticky ends together. Replace in pouch and discard.

Directions
• If you are under 18 years of age, ask a doctor before use
• before using this product, read the enclosed User's Guide for complete directions and other information

Drug Facts (continued)

• begin using the patch on your quit day
• if you smoke more than 10 cigarettes per day, use according to the following 10-week schedule:

STEP 1	STEP 2	STEP 3
Use one 21 mg patch/day	Use one 14 mg patch/day	Use one 7 mg patch/day
Weeks 1-6	Weeks 7-8	Weeks 9-10

• if you smoke 10 or less cigarettes per day, do not use STEP 1 (21 mg). Start with STEP 2 (14 mg) for 6 weeks, then STEP 3 (7 mg) for 2 weeks and then stop.
• step 2 and 3 allow you to gradually reduce your level of nicotine. Completing the full program will increase your chances of quitting successfully.
• apply one new patch every 24 hours on skin that is dry, clean and hairless. Save pouch for disposing of the patch after use.
• remove backing from patch and immediately press onto skin. Hold for 10 seconds.
• wash hands after applying or removing patch. Throw away the patch by folding sticky ends together. Replace in its pouch and discard. See enclosed User's Guide for safety and handling.
• you may wear the patch for 16 or 24 hours
• if you crave cigarettes when you wake up, wear the patch for 24 hours
• if you have vivid dreams or other sleep disturbances, you may remove the patch at bedtime and apply a new one in the morning
• the used patch should be removed and a new one applied to a different skin site at the same time each day
• do not wear more than one patch at a time
• do not cut patch in half or into smaller pieces
• do not leave patch on for more than 24 hours because it may irritate your skin and lose strength after 24 hours
• it is important to complete treatment. If you feel you need to use the patch for a longer period to keep from smoking, talk to your health care provider.

Other information
• store at 15°C to 25°C (59°F to 77°F)

Inactive ingredients
ethylene vinyl acetate-copolymer, polyisobutylene and high density polyethylene between clear polyester backings

Questions or comments?
call toll-free 1-800-834-5885

What is the NICODERM CQ Patch and How is it Used?
NICODERM CQ is a small, nicotine-containing patch. When you put on a NICODERM CQ patch, nicotine passes through the skin and into your body. NICODERM CQ is very thin and uses special material to control how fast nicotine passes through the skin. Unlike the sudden jolts of nicotine delivered by cigarettes, the amount of nicotine you receive remains relatively smooth throughout the 16 or 24 hour period you wear the NICODERM CQ patch. This helps to reduce cravings you may have for nicotine.

READ THE LABEL.

Includes User's Guide with MyQuit Program Enrollment Offer.



212064

212064

REGULATORY LEGEND

	Actual Size
DRUG FACTS TITLE	13 pt
DRUG FACTS CONTINUED	8.5 pt / 8 pt
HEADINGS	8 pt
SUBHEADINGS/BODY TEXT	6 pt
LEADING	6.7 pt
BULLETS	5 pt
# OF CHARACTERS PER INCH	32
SPACE BEFORE BULLET	N/A
BARLINES, HAIRLINES	1.5 pt / 0.5 pt
SPACE BETWEEN HAIRLINES AND BOX END	2 spaces
STATEMENT OF IDENTITY (WHAT IT IS) Vertical	N/A
STATEMENT OF IDENTITY (WHAT IT IS) Horizontal	23 pt

Includes Quit Support Program

NICODERM CQ

STEP 1 21mg

Nicotine Transdermal System
STOP SMOKING AID
14 clear patches (2-week kit)

- Not for sale to those under 18 years of age
- Proof of age required
- Not for sale in vending machines or from any source where proof of age cannot be verified

For more information and for a FREE individualized stop smoking program, please visit www.nicodermcq.com or see inside for more details.

U.S. Patent No. 7,622,136
8,075,911



3 07661 42018 6

NOT FOR RETAIL SALE

NDC 471001 0135019405

NICODERM CQ

nicotine transdermal system 21 mg delivered over 24 hours | stop smoking aid Patch

STEP 1 21mg

14 CLEAR PATCHES (2-WEEK KIT)

ACTUAL SIZE
Clear Patch

NICODERM CQ

STEP 1 21mg

Nicotine Transdermal System
STOP SMOKING AID
14 clear patches (2-week kit)

5,375 in x 4,375 in x 1,75 in



090212



Read carton and enclosed User's Guide before using this product. Keep this carton and User's Guide. They contain important information.

Drug Facts											
Active ingredient (in each patch)	Purpose										
Nicotine, 21 mg delivered over 24 hours	Stop smoking aid										
Use reduces withdrawal symptoms, including nicotine craving, associated with quitting smoking											
Warnings If you are pregnant or breast-feeding, only use this medicine on the advice of your health care provider. Smoking can seriously harm your child. Try to stop smoking without using any nicotine replacement medicine. This medicine is believed to be safer than smoking. However, the risks to your child from this medicine are not fully known.											
Ask a doctor before use if you have											
<ul style="list-style-type: none"> heart disease, recent heart attack, or irregular heartbeat. Nicotine can increase your heart rate. high blood pressure not controlled with medication. Nicotine can increase your blood pressure. an allergy to adhesive tape or have skin problems because you are more likely to get rashes stomach ulcer or diabetes history of seizures 											
Ask a doctor or pharmacist before use if you are											
<ul style="list-style-type: none"> using a non-nicotine stop smoking drug taking a prescription medicine for depression or asthma. Your prescription dose may need to be adjusted. 											
When using this product											
<ul style="list-style-type: none"> If you have vivid dreams or other sleep disturbances remove this patch at bedtime 											
Stop use and ask a doctor if											
<ul style="list-style-type: none"> skin redness caused by the patch does not go away after four days, or if your skin swells, or you get a rash irregular heartbeat or palpitations occur you get symptoms of nicotine overdose such as nausea, vomiting, dizziness, weakness and rapid heartbeat you have symptoms of an allergic reaction (such as difficulty breathing or rash) 											
Keep out of reach of children and pets. Used patches have enough nicotine to poison children and pets. If swallowed, get medical help or contact a Poison Control Center right away. Dispose of the used patches by folding sticky ends together. Replace in pouch and discard.											
Directions											
<ul style="list-style-type: none"> If you are under 18 years of age, ask a doctor before use before using this product, read the enclosed User's Guide for complete directions and other information 											
Drug Facts (continued)											
<ul style="list-style-type: none"> begin using the patch on your quit day If you smoke more than 10 cigarettes per day, use according to the following 10-week schedule: <table border="1"> <thead> <tr> <th>STEP 1</th> <th>STEP 2</th> <th>STEP 3</th> </tr> </thead> <tbody> <tr> <td>Use one 21 mg patch/day</td> <td>Use one 14 mg patch/day</td> <td>Use one 7 mg patch/day</td> </tr> <tr> <td>Weeks 1-6</td> <td>Weeks 7-8</td> <td>Weeks 9-10</td> </tr> </tbody> </table> <ul style="list-style-type: none"> If you smoke 10 or less cigarettes per day, do not use STEP 1 (21 mg). Start with STEP 2 (14 mg) for 6 weeks, then STEP 3 (7 mg) for 2 weeks and then stop. steps 2 and 3 allow you to gradually reduce your level of nicotine. Completing the full program will increase your chances of quitting successfully. apply one new patch every 24 hours on skin that is dry, clean and hairless. Save pouch for disposing of the patch after use. remove backing from patch and immediately press onto skin. Hold for 10 seconds. wash hands after applying or removing patch. Throw away the patch by folding sticky ends together. Replace in its pouch and discard. See enclosed User's Guide for safety and handling. you may wear the patch for 16 or 24 hours if you crave cigarettes when you wake up, wear the patch for 24 hours if you have vivid dreams or other sleep disturbances, you may remove the patch at bedtime and apply a new one in the morning the used patch should be removed and a new one applied to a different skin site at the same time each day do not wear more than one patch at a time do not cut patch in half or into smaller pieces do not leave patch on for more than 24 hours because it may irritate your skin and lose strength after 24 hours it is important to complete treatment. If you feel you need to use the patch for a longer period to keep from smoking, talk to your health care provider. 			STEP 1	STEP 2	STEP 3	Use one 21 mg patch/day	Use one 14 mg patch/day	Use one 7 mg patch/day	Weeks 1-6	Weeks 7-8	Weeks 9-10
STEP 1	STEP 2	STEP 3									
Use one 21 mg patch/day	Use one 14 mg patch/day	Use one 7 mg patch/day									
Weeks 1-6	Weeks 7-8	Weeks 9-10									
Other information											
<ul style="list-style-type: none"> store at 15°C to 25°C (59°F to 77°F) 											
Inactive ingredients											
ethylene vinyl acetate-copolymer, polyisobutylene and high density polyethylene between clear polyester backings											
Questions or comments?											
call toll-free 1-800-834-5885											

Includes User's Guide with MyQuit Program Enrollment Offer.

(b) (4)



212060

212060

REGULATORY LEGEND

	Actual Size
DRUG FACTS TITLE	13 pt
DRUG FACTS CONTINUED	8.5 pt / 8 pt
HEADINGS	8 pt
SUBHEADINGS/BODY TEXT	6 pt
LEADING	6.7 pt
BULLETS	5 pt
# OF CHARACTERS PER INCH	32
SPACE BEFORE BULLET	N/A
BARLINES, HAIRLINES	1.5 pt / 0.5 pt
SPACE BETWEEN HAIRLINES AND BOX END	2 spaces
STATEMENT OF IDENTITY (WHAT IT IS) Vertical	N/A
STATEMENT OF IDENTITY (WHAT IT IS) Horizontal	23 pt

Includes Quit Support Program



3 07661 47020 4

NICODERM CQ

STEP 1 21mg

Nicotine Transdermal System
STOP SMOKING AID
21 clear patches (3-week kit)

Not for sale to those under 18 years of age.
Proof of age required.
Not for sale in vending machines or from any source where proof of age cannot be verified.

For more information and for a FREE individualized stop smoking program, please visit www.nicodermcq.com or see inside for more details.


U.S. Patent No. 7,822,138
8,075,911

NIC 035-094-03 HALEON

NICODERM CQ

nicotine transdermal system 21 mg delivered over 24 hours | stop smoking aid

24HRS EXTENDED RELEASE SmartControl Technology



ACTUAL SIZE
Clear Patch

21 CLEAR PATCHES (3-WEEK KIT)

STEP 1
21 mg

STEP 2
14 mg

STEP 3
7 mg

STEP 1
21 clear patches (3-week kit)

NICODERM CQ

TO INCREASE YOUR SUCCESS IN QUITTING:

- You must be motivated to quit.
- Complete the full treatment program, applying a new patch every day.
- Use with a support program as described in the enclosed User's Guide.


For your family's protection, **NICODERM CQ patches are supplied in child resistant pouches. Do not use if individual pouch is open or torn.**

Distributed by:
HALEON
Warren, NJ 07059

Made in Ireland

©2024 Haleon group of companies or its licensor.
Trademarks are owned by or licensed to the HALEON group of companies.
212058

5.375 in x 4.375 in x 1.75 in



850212

Drug Facts

Active ingredient (in each patch) Purpose
Nicotine, 21 mg delivered over 24 hours.....Stop smoking aid

Use
reduces withdrawal symptoms, including nicotine craving, associated with quitting smoking

Warnings
If you are pregnant or breast-feeding, only use this medicine on the advice of your health care provider. Smoking can seriously harm your child. Try to stop smoking without using any nicotine replacement medicine. This medicine is believed to be safer than smoking. However, the risks to your child from this medicine are not fully known.

Ask a doctor before use if you have

- heart disease, recent heart attack, or irregular heartbeat. Nicotine can increase your heart rate.
- high blood pressure not controlled with medication. Nicotine can increase your blood pressure.
- an allergy to adhesive tape or have skin problems because you are more likely to get rashes
- stomach ulcer or diabetes
- history of seizures

Ask a doctor or pharmacist before use if you are

- using a non-nicotine stop smoking drug
- taking a prescription medicine for depression or asthma. Your prescription dose may need to be adjusted.

When using this product

- If you have vivid dreams or other sleep disturbances remove this patch at bedtime

Stop use and ask a doctor if

- skin redness caused by the patch does not go away after four days, or if your skin swells, or you get a rash
- irregular heartbeat or palpitations occur
- you get symptoms of nicotine overdose such as nausea, vomiting, dizziness, weakness and rapid heartbeat
- you have symptoms of an allergic reaction (such as difficulty breathing or rash)

Keep out of reach of children and pets. Used patches have enough nicotine to poison children and pets. If swallowed, get medical help or contact a Poison Control Center right away. Dispose of the used patches by folding sticky ends together. Replace in pouch and discard.

Directions

- If you are under 18 years of age, ask a doctor before use
- before using this product, read the enclosed User's Guide for complete directions and other information.

Drug Facts (continued)

- begin using the patch on your quit day
- If you smoke more than 10 cigarettes per day, use according to the following 10-week schedule:

STEP 1	STEP 2	STEP 3
Use one 21 mg patch/day	Use one 14 mg patch/day	Use one 7 mg patch/day
Weeks 1-4	Weeks 5-8	Weeks 9-10

- If you smoke 10 or less cigarettes per day, do not use STEP 1 (21 mg). Start with STEP 2 (14 mg) for 6 weeks, then STEP 3 (7 mg) for 2 weeks and then stop.
- step 2 and 3 allow you to gradually reduce your level of nicotine. Completing the full program will increase your chances of quitting successfully.
- apply one new patch every 24 hours on skin that is dry, clean and hairless. Save pouch for disposing of the patch after use.
- remove backing from patch and immediately press onto skin. Hold for 10 seconds.
- wash hands after applying or removing patch. Throw away the patch by folding sticky ends together. Replace in its pouch and discard. See enclosed User's Guide for safety and handling.
- you may wear the patch for 16 or 24 hours
- if you crave cigarettes when you wake up, wear the patch for 24 hours
- if you have vivid dreams or other sleep disturbances, you may remove the patch at bedtime and apply a new one in the morning
- the used patch should be removed and a new one applied to a different skin site at the same time each day
- do not wear more than one patch at a time
- do not cut patch in half or into smaller pieces
- do not leave patch on for more than 24 hours because it may irritate your skin and lose strength after 24 hours
- it is important to complete treatment. If you feel you need to use the patch for a longer period to keep from smoking, talk to your health care provider.

Other information

- store at 15°C to 25°C (59°F to 77°F)

Inactive ingredients
ethylene vinyl acetate-copolymer, polyisobutylene and high density polyethylene between clear polyester backings

Questions or comments?
call toll-free 1-800-834-5885







Includes User's Guide with MyQuit Program Enrollment Offer.

212058

212058

REGULATORY LEGEND




	Actual Size
DRUG FACTS TITLE	13 pt
DRUG FACTS CONTINUED	8.5 pt / 8 pt
HEADINGS	8 pt
SUBHEADINGS/BODY TEXT	6 pt
LEADING	6.7 pt
BULLETS	5 pt
# OF CHARACTERS PER INCH	32
SPACE BEFORE BULLET	N/A
BARLINES, HAIRLINES	1.5 pt / 0.5 pt
SPACE BETWEEN HAIRLINES AND BOX END	2 spaces
STATEMENT OF IDENTITY (WHAT IT IS) Vertical	N/A
STATEMENT OF IDENTITY (WHAT IT IS) Horizontal	23 pt

 <p>CLEAR NICODERM CQ</p> <p>NICOTINE TRANSDERMAL SYSTEM 7 mg DELIVERED OVER 24 HOURS STOP SMOKING AID</p> <p><small>Directions: DO NOT OPEN POUCH UNTIL READY TO USE. Apply one new patch every 24 hours on skin that is dry, clean and hairless. Refer to User's Guide for detailed instructions.</small></p> <p><small>Keep out of reach of children and pets. Used patches have enough nicotine to poison children and pets. If swallowed, get medical help or contact a Poison Control Center right away. Dispose of the used patches by folding sticky ends together. Replace in pouch and discard.</small></p> <p><small>Do not use if pouch is open or torn.</small></p>	 <p>CLEAR NICODERM CQ</p> <p>NICOTINE TRANSDERMAL SYSTEM 7 mg DELIVERED OVER 24 HOURS STOP SMOKING AID</p> <p><small>Directions: DO NOT OPEN POUCH UNTIL READY TO USE. Apply one new patch every 24 hours on skin that is dry, clean and hairless. Refer to User's Guide for detailed instructions.</small></p> <p><small>Keep out of reach of children and pets. Used patches have enough nicotine to poison children and pets. If swallowed, get medical help or contact a Poison Control Center right away. Dispose of the used patches by folding sticky ends together. Replace in pouch and discard.</small></p> <p><small>Do not use if pouch is open or torn.</small></p>	 <p>CLEAR NICODERM CQ</p> <p>NICOTINE TRANSDERMAL SYSTEM 7 mg DELIVERED OVER 24 HOURS STOP SMOKING AID</p> <p><small>Directions: DO NOT OPEN POUCH UNTIL READY TO USE. Apply one new patch every 24 hours on skin that is dry, clean and hairless. Refer to User's Guide for detailed instructions.</small></p> <p><small>Keep out of reach of children and pets. Used patches have enough nicotine to poison children and pets. If swallowed, get medical help or contact a Poison Control Center right away. Dispose of the used patches by folding sticky ends together. Replace in pouch and discard.</small></p> <p><small>Do not use if pouch is open or torn.</small></p>	<p><small>Cut Along Dotted Line Or Fold At Slit And Tear. DO NOT CUT PATCH. If patch is cut, throw away.</small></p>  <ul style="list-style-type: none"> • Apply patch on skin that is dry, clean and hairless. Application not limited to upper arm. • Press hand against entire patch. • Hold for 10 seconds. The applied pressure will help the patch adhere to the skin securely. <p><small>Store at 15°C to 25°C (59°F to 77°F) Distributed by: Haleon, Warren, NJ 07059 ©2024 Haleon or licensor.</small></p> <p><small>NPA015426 NPA015426</small></p>	<p><small>Cut Along Dotted Line Or Fold At Slit And Tear. DO NOT CUT PATCH. If patch is cut, throw away.</small></p>  <ul style="list-style-type: none"> • Apply patch on skin that is dry, clean and hairless. Application not limited to upper arm. • Press hand against entire patch. • Hold for 10 seconds. The applied pressure will help the patch adhere to the skin securely. <p><small>Store at 15°C to 25°C (59°F to 77°F) Distributed by: Haleon, Warren, NJ 07059 ©2024 Haleon or licensor.</small></p> <p><small>NPA015426 NPA015426</small></p>	<p><small>Cut Along Dotted Line Or Fold At Slit And Tear. DO NOT CUT PATCH. If patch is cut, throw away.</small></p>  <ul style="list-style-type: none"> • Apply patch on skin that is dry, clean and hairless. Application not limited to upper arm. • Press hand against entire patch. • Hold for 10 seconds. The applied pressure will help the patch adhere to the skin securely. <p><small>Store at 15°C to 25°C (59°F to 77°F) Distributed by: Haleon, Warren, NJ 07059 ©2024 Haleon or licensor.</small></p> <p><small>NPA015426 NPA015426</small></p>
---	--	---	---	---	---

NPA015426

REGULATORY LEGEND







	Actual Size
DRUG FACTS TITLE	N/A
DRUG FACTS CONTINUED	N/A
HEADINGS	N/A
SUBHEADINGS/BODY TEXT	6.3 pt
LEADING	6.5 pt
BULLETS	5 pt
# OF CHARACTERS PER INCH	32
SPACE BEFORE BULLET	N/A
BARLINES, HAIRLINES	N/A
SPACE BETWEEN HAIRLINES AND BOX END	N/A
STATEMENT OF IDENTITY (WHAT IT IS) Vertical	N/A
STATEMENT OF IDENTITY (WHAT IT IS) Horizontal	14 pt

<p>CLEAR NICODERM CQ</p> <p>NICOTINE TRANSDERMAL SYSTEM 14 mg DELIVERED OVER 24 HOURS STOP SMOKING AID</p> <p>Directions: DO NOT OPEN POUCH UNTIL READY TO USE. Apply one new patch every 24 hours on skin that is dry, clean and hairless. Refer to User's Guide for detailed instructions.</p> <p>Keep out of reach of children and pets. Used patches have enough nicotine to poison children and pets. If swallowed, get medical help or contact a Poison Control Center right away. Dispose of the used patches by folding sticky ends together. Replace in pouch and discard.</p> <p>Do not use if pouch is open or torn.</p> <p>NDC 01350195089</p>	<p>CLEAR NICODERM CQ</p> <p>NICOTINE TRANSDERMAL SYSTEM 14 mg DELIVERED OVER 24 HOURS STOP SMOKING AID</p> <p>Directions: DO NOT OPEN POUCH UNTIL READY TO USE. Apply one new patch every 24 hours on skin that is dry, clean and hairless. Refer to User's Guide for detailed instructions.</p> <p>Keep out of reach of children and pets. Used patches have enough nicotine to poison children and pets. If swallowed, get medical help or contact a Poison Control Center right away. Dispose of the used patches by folding sticky ends together. Replace in pouch and discard.</p> <p>Do not use if pouch is open or torn.</p> <p>NDC 01350195089</p>	<p>CLEAR NICODERM CQ</p> <p>NICOTINE TRANSDERMAL SYSTEM 14 mg DELIVERED OVER 24 HOURS STOP SMOKING AID</p> <p>Directions: DO NOT OPEN POUCH UNTIL READY TO USE. Apply one new patch every 24 hours on skin that is dry, clean and hairless. Refer to User's Guide for detailed instructions.</p> <p>Keep out of reach of children and pets. Used patches have enough nicotine to poison children and pets. If swallowed, get medical help or contact a Poison Control Center right away. Dispose of the used patches by folding sticky ends together. Replace in pouch and discard.</p> <p>Do not use if pouch is open or torn.</p> <p>NDC 01350195089</p>		<p>Cut Along Dotted Line Or Fold At Slit And Tear. DO NOT CUT PATCH. If patch is cut, throw away.</p>  <ul style="list-style-type: none"> Apply patch on skin that is dry, clean and hairless. Application not limited to upper arm. Press hand against entire patch. Hold for 10 seconds. The applied pressure will help the patch adhere to the skin securely. <p>Store at 15°C to 25°C (59°F to 77°F) Distributed by: Haleon, Warren, NJ 07059 ©2024 Haleon or licensor.</p> <p>NPA015427 NPA015427</p>	<p>Cut Along Dotted Line Or Fold At Slit And Tear. DO NOT CUT PATCH. If patch is cut, throw away.</p>  <ul style="list-style-type: none"> Apply patch on skin that is dry, clean and hairless. Application not limited to upper arm. Press hand against entire patch. Hold for 10 seconds. The applied pressure will help the patch adhere to the skin securely. <p>Store at 15°C to 25°C (59°F to 77°F) Distributed by: Haleon, Warren, NJ 07059 ©2024 Haleon or licensor.</p> <p>NPA015427 NPA015427</p>	<p>Cut Along Dotted Line Or Fold At Slit And Tear. DO NOT CUT PATCH. If patch is cut, throw away.</p>  <ul style="list-style-type: none"> Apply patch on skin that is dry, clean and hairless. Application not limited to upper arm. Press hand against entire patch. Hold for 10 seconds. The applied pressure will help the patch adhere to the skin securely. <p>Store at 15°C to 25°C (59°F to 77°F) Distributed by: Haleon, Warren, NJ 07059 ©2024 Haleon or licensor.</p> <p>NPA015427 NPA015427</p>	
--	--	--	--	--	--	--	--

NPA015427

REGULATORY LEGEND

	Actual Size
DRUG FACTS TITLE	N/A
DRUG FACTS CONTINUED	N/A
HEADINGS	N/A
SUBHEADINGS/BODY TEXT	6.3 pt
LEADING	6.5 pt
BULLETS	5 pt
# OF CHARACTERS PER INCH	32
SPACE BEFORE BULLET	N/A
BARLINES, HAIRLINES	N/A
SPACE BETWEEN HAIRLINES AND BOX END	N/A
STATEMENT OF IDENTITY (WHAT IT IS) Vertical	N/A
STATEMENT OF IDENTITY (WHAT IT IS) Horizontal	14 pt

 <p>CLEAR NICODERM CQ</p> <p>NICOTINE TRANSDERMAL SYSTEM 21 mg DELIVERED OVER 24 HOURS STOP SMOKING AID</p> <p>Directions: DO NOT OPEN POUCH UNTIL READY TO USE. Apply one new patch every 24 hours on skin that is dry, clean and hairless. Refer to User's Guide for detailed instructions.</p> <p>Keep out of reach of children and pets. Used patches have enough nicotine to poison children and pets. If swallowed, get medical help or contact a Poison Control Center right away. Dispose of the used patches by folding sticky ends together. Replace in pouch and discard.</p> <p>Do not use if pouch is open or torn.</p> <p>NDC 0135019408 2</p>	 <p>CLEAR NICODERM CQ</p> <p>NICOTINE TRANSDERMAL SYSTEM 21 mg DELIVERED OVER 24 HOURS STOP SMOKING AID</p> <p>Directions: DO NOT OPEN POUCH UNTIL READY TO USE. Apply one new patch every 24 hours on skin that is dry, clean and hairless. Refer to User's Guide for detailed instructions.</p> <p>Keep out of reach of children and pets. Used patches have enough nicotine to poison children and pets. If swallowed, get medical help or contact a Poison Control Center right away. Dispose of the used patches by folding sticky ends together. Replace in pouch and discard.</p> <p>Do not use if pouch is open or torn.</p> <p>NDC 0135019408 2</p>	 <p>CLEAR NICODERM CQ</p> <p>NICOTINE TRANSDERMAL SYSTEM 21 mg DELIVERED OVER 24 HOURS STOP SMOKING AID</p> <p>Directions: DO NOT OPEN POUCH UNTIL READY TO USE. Apply one new patch every 24 hours on skin that is dry, clean and hairless. Refer to User's Guide for detailed instructions.</p> <p>Keep out of reach of children and pets. Used patches have enough nicotine to poison children and pets. If swallowed, get medical help or contact a Poison Control Center right away. Dispose of the used patches by folding sticky ends together. Replace in pouch and discard.</p> <p>Do not use if pouch is open or torn.</p> <p>NDC 0135019408 2</p>	<p>Cut Along Dotted Line Or Fold At Slit And Tear. DO NOT CUT PATCH. If patch is cut, throw away.</p>  <ul style="list-style-type: none"> • Apply patch on skin that is dry, clean and hairless. Application not limited to upper arm. • Press hand against entire patch. • Hold for 10 seconds. The applied pressure will help the patch adhere to the skin securely. <p>Store at 15°C to 25°C (59°F to 77°F) Distributed by: Haleon, Warren, NJ 07059 ©2024 Haleon or licensor.</p> <p>NPA015428 NPA015428</p>	<p>Cut Along Dotted Line Or Fold At Slit And Tear. DO NOT CUT PATCH. If patch is cut, throw away.</p>  <ul style="list-style-type: none"> • Apply patch on skin that is dry, clean and hairless. Application not limited to upper arm. • Press hand against entire patch. • Hold for 10 seconds. The applied pressure will help the patch adhere to the skin securely. <p>Store at 15°C to 25°C (59°F to 77°F) Distributed by: Haleon, Warren, NJ 07059 ©2024 Haleon or licensor.</p> <p>NPA015428 NPA015428</p>	<p>Cut Along Dotted Line Or Fold At Slit And Tear. DO NOT CUT PATCH. If patch is cut, throw away.</p>  <ul style="list-style-type: none"> • Apply patch on skin that is dry, clean and hairless. Application not limited to upper arm. • Press hand against entire patch. • Hold for 10 seconds. The applied pressure will help the patch adhere to the skin securely. <p>Store at 15°C to 25°C (59°F to 77°F) Distributed by: Haleon, Warren, NJ 07059 ©2024 Haleon or licensor.</p> <p>NPA015428 NPA015428</p>
--	---	--	--	--	--

NPA015428

REGULATORY LEGEND

	Actual Size
DRUG FACTS TITLE	N/A
DRUG FACTS CONTINUED	N/A
HEADINGS	N/A
SUBHEADINGS/BODY TEXT	6.3 pt
LEADING	6.5 pt
BULLETS	5 pt
# OF CHARACTERS PER INCH	32
SPACE BEFORE BULLET	N/A
BARLINES, HAIRLINES	N/A
SPACE BETWEEN HAIRLINES AND BOX END	N/A
STATEMENT OF IDENTITY (WHAT IT IS) Vertical	N/A
STATEMENT OF IDENTITY (WHAT IT IS) Horizontal	14 pt

HOW TO USE THE NICODERM CQ PATCH TO HELP YOU QUIT SMOKING.

NICODERM CQ

nicotine transdermal system
stop smoking aid

KEYS TO SUCCESS

- 1) You must really want to quit smoking for the Nicoderm CQ patch to help you.
- 2) Complete the full treatment program, applying a new patch every day.
- 3) The Nicoderm CQ patch works best when used together with a support program. For details refer to **WHERE TO GET HELP** in this User's Guide.
- 4) If you have trouble using the Nicoderm CQ patch, ask your doctor or pharmacist or call Haleon at 1-800-834-5895.

SO, YOU'VE DECIDED TO QUIT

Congratulations. Your decision to stop smoking is one of the most important things you can do to improve your health. Quitting smoking is a two-part process that involves:

- 1) overcoming your physical need for nicotine, and
- 2) breaking your smoking habit.

The Nicoderm CQ patch helps smokers quit by reducing nicotine withdrawal symptoms. Many Nicoderm CQ patch users will be able to stop smoking for a few days but often will start smoking again. Most smokers have to try quit several times before they completely stop.

Your own chances of quitting smoking depend on how strongly you are addicted to nicotine, how much you want to quit, and how closely you follow a quitting plan like the one that comes with the Nicoderm CQ patch.

QUITTING SMOKING IS HARD!

If you find you cannot stop or if you start smoking again after using the Nicoderm CQ patch, please talk to a health care professional who can help you find a program that may work better for you. Breaking this addiction doesn't happen overnight.

Because the Nicoderm CQ patch provides some nicotine, the Nicoderm CQ patch will help you stop smoking by reducing nicotine withdrawal symptoms such as nicotine craving, nervousness and irritability.

This User's Guide will give you support as you become a non-smoker. It will answer common questions about the Nicoderm CQ patch and give tips to help you stop smoking, and should be referred to often.

WHERE TO GET HELP

You are more likely to stop smoking by using the Nicoderm CQ patch with a support program that helps you break your smoking habit. There may be support groups in your area for people trying to quit. Call your local chapter of the American Lung Association, American Cancer Society or American Heart Association for further information. Toll free phone numbers are printed on the wallet card below **LET'S GET ORGANIZED** in this User's Guide.

If you find you cannot stop smoking or if you start smoking again after using the Nicoderm CQ patch, remember breaking this addiction doesn't happen overnight. You may want to talk to a health care professional who can help you improve your chances of quitting the next time you try the Nicoderm CQ patch or another method.

LET'S GET ORGANIZED

Your reason for quitting may be a combination of concerns about health, the effect of smoking on your appearance, and pressure from your family and friends to stop smoking. Or maybe you're concerned about the dangerous effect of second-hand smoke on the people you care about.

WHAT YOU'RE UP AGAINST

Smoking is addictive in two ways. Your need for nicotine has become both physical and mental. You must overcome both addictions to stop smoking. So while the Nicoderm CQ patch will lessen your body's craving for nicotine, you've got to want to quit smoking to overcome the mental dependence on cigarettes. Once you've decided that you're going to quit, it's time to get started. But first, there are some important warnings you should consider.

SOME IMPORTANT WARNINGS

This product is only for those who want to stop smoking. If you are pregnant or breast-feeding, only use this medicine on the advice of your health care provider. Smoking can seriously harm your child. Try to stop smoking without using any nicotine replacement medicine. This medicine is believed to be safer than smoking. However, the risks to your child from this medicine are not fully known.

Ask a doctor before use if you have

- heart disease, recent heart attack, or irregular heartbeat. Nicotine can increase your heart rate.
- high blood pressure not controlled with medication. Nicotine can increase your blood pressure.
- an allergy to adhesive tapes or have skin problems because you are more likely to get rashes
- stomach ulcer or diabetes

Ask a doctor or pharmacist before use if you are

- using a non-nicotine stop smoking drug
- taking a prescription medicine for depression or asthma. Your prescription medicine may need to be adjusted.

When using this product

- if you have vivid dreams or other sleep disturbances, remove this patch at bedtime

Stop use and ask a doctor if

- skin redness caused by the patch does not go away after four days, or if your skin swells, or you get a rash
- an allergy to adhesive tapes or rashes occur
- you get symptoms of nicotine overdose such as nausea, vomiting, dizziness, weakness and rapid heartbeat
- you have symptoms of an allergic reaction (such as difficulty breathing or rash)

Keep out of reach of children and pets. Used patches have enough nicotine to poison children and pets. If swallowed, get medical help or contact a Poison Control Center right away. Dispose of the used patch by folding sticky ends together. Replace in its pouch and discard.

LET'S GET STARTED

If you are under 18 years of age, ask a doctor before use. Becoming a non-smoker starts today. Your first step is to read through this entire User's Guide carefully.

First, check that you bought the right starting dose.

- you smoke more than 10 cigarettes per day, begin with Step 1 (21 mg). As the cartou indicates, people who smoke 10 or less cigarettes per day should not use Step 1 (21 mg). They should start with Step 2 (14 mg). Throughout this User's Guide we will give specific instructions for people who smoke 10 or less cigarettes per day.

Next, set your personalized quitting schedule.

Take out a calendar that you can use to track your progress. Pick a quit date, and mark this on your calendar using the reminders below in this User's Guide, as described below.

Directions: For people who smoke more than 10 cigarettes per day:

STEP 1 (Weeks 1-6)

Your quit date (and the day you'll start using the Nicoderm CQ Patch).

Choose your quit date (it should be soon). This is the day you will begin using the Nicoderm CQ patch to reduce your cravings for nicotine. Place the Step 1 reminder on this date. For the first six weeks, you'll use the highest-strength (21 mg) Nicoderm CQ patches. Be sure to follow the directions from **HOW TO USE NICODERM CQ PATCHES** in this User's Guide.

Completing the full program will increase your chances of quitting successfully. This is done by changing over to the Step 2 (14 mg) patch for 2 weeks followed by a final 2 weeks with the Step 3 (7 mg) patch. The Step 2 and Step 3 treatment period allows you to gradually reduce the amount of nicotine you get, rather than stopping suddenly, and will increase your chances of quitting.

STEP 2 (Weeks 7-8)

The day you'll start reducing your use of the Nicoderm CQ patch. Switching to Step 2 (14 mg) patches after 6 weeks begins to gradually reduce your nicotine usage. Place the Step 2 reminder on this date (the first day of week seven). Use the 14 mg patches for two weeks.

STEP 3 (Weeks 9-10)

The day you'll further start reducing your use of the Nicoderm CQ patch. After eight weeks, nicotine intake is further reduced by moving down to Step 3 (7 mg) patches. Place the Step 3 reminder on this date (the first day of week nine). Use the 7 mg patches for two weeks.

THE NICODERM CQ PROGRAM

STEP 1	STEP 2	STEP 3
Use one 21 mg patch/day	Use one 14 mg patch/day	Use one 7 mg patch/day
Weeks 1-6	Weeks 7-8	Weeks 9-10

IT IS IMPORTANT TO COMPLETE TREATMENT

If you still feel the need to use the Nicoderm CQ patch after Week 10, talk with your health care provider.

Directions: for people who smoke 10 or less cigarettes per day:

Do not use STEP 1 (21 mg). Begin with STEP 2 – Initial Treatment Period (Weeks 1-6): 14 mg patches. Choose your quit date (it should be soon). This is the day you will begin using the Nicoderm CQ patch to reduce your cravings for nicotine. Place the Step 2 reminder on this date. For the first six

weeks, you'll use the Step 2 (14 mg) Nicoderm CQ patches. Be sure to follow the directions from **HOW TO USE NICODERM CQ PATCHES** in this User's Guide.

Continue with STEP 3 – Stop Down Treatment Period (Weeks 7-8): 7 mg patches.

Completing the full program will increase your chances of quitting successfully. This is done by changing over to the Step 3 (7 mg) patches for 2 weeks. The two week stop down treatment period allows you to gradually reduce the amount of nicotine you get, rather than stopping suddenly, and will increase your chances of quitting. Place the Step 3 reminder on the first day of week seven. Use the 7 mg patches for two weeks.

At the end of 8 weeks you will have completed treatment. If you feel you need to use Nicoderm CQ patches for longer than 8 weeks to keep from smoking, talk to your health care provider.

PLAN AHEAD

Because quitting is an addiction, it is not easy to stop. After you've given up nicotine, you may still have a strong urge to smoke. Plan ahead NOW for these times, so you're not tempted to start smoking again in a moment of weakness. The following tips may help:

- Keep the phone numbers of supportive friends and family members handy
- Keep a record of your quitting process. In the event that you slip, immediately stop smoking and resume your quit attempt by using the Nicoderm CQ patch. If you smoke at all, write down what you think caused the slip.
- Put together an Emergency Kit that includes items that will help take your mind off occasional urges to smoke. You might include cinnamon gum or lemon drops to suck on, relaxing music, and something for your hands to play with, like a smooth rock, rubber band, or small metal balls.
- Set aside some small rewards, like a new magazine or a gift certificate from your favorite store, which you'll "give" yourself after passing difficult hurdles.
- Think now about the times when you most often want a cigarette, and then plan what else you might do instead of smoking. For instance, you might plan to take your coffee break in a new location, or take a walk right after dinner, so you're not tempted to smoke.

HOW THE NICODERM CQ PATCH WORKS

Nicoderm CQ patches provide nicotine to your system. They work as a temporary aid to help you quit smoking by reducing nicotine withdrawal symptoms, including nicotine craving.

The Nicoderm CQ patch provides a lower level of nicotine to your blood than cigarettes, and allows you to gradually do away with your body's need for nicotine.

Because the Nicoderm CQ patch does not contain the tar or carbon monoxide of cigarette smoke, it does not have the same health dangers as tobacco. However, it still delivers nicotine, the addictive part of cigarette smoke. Nicotine can cause side effects such as headache, nausea, upset stomach, and dizziness.

HOW TO USE NICODERM CQ PATCHES

Read all the following instructions, and the instructions on the outer carton, before using the Nicoderm CQ patch. Refer to them often to make sure you're using the Nicoderm CQ patch correctly.

1) Begin using the Nicoderm CQ patch on your quit date.

2) To reduce nicotine craving and other withdrawal symptoms, use the Nicoderm CQ patch according to the directions from **LET'S GET STARTED** in this User's Guide.

3) Fold sticky ends of a used Nicoderm CQ patch together. Replace in its pouch and discard.

When to apply and remove Nicoderm CQ patches

Each day apply a new patch to a different place on skin that is dry, clean and hairless.

You can wear a Nicoderm CQ patch for either 16 or 24 hours. If you crave cigarettes when you wake up, wear the patch for 24 hours. If you begin to have vivid dreams or other disruptions of your sleep while wearing the patch for 24 hours, try taking the patch off at bedtime (after about 16 hours) and putting on a new one when you get up the next day.

You should not smoke when you are not wearing the patch. Remove the used patch and put on a new patch at the same time each day. Applying the patch at about the same time each day (first thing in the morning, for instance) will help you remember when to put on a new patch. Do not leave the same Nicoderm CQ patch on for more than 24 hours because it may irritate your skin and because it loses strength after 24 hours.

It is important to use the Nicoderm CQ patch for the full 10 week treatment period (8 weeks for people who smoke 10 or fewer cigarettes per day). If you feel you need to use the Nicoderm CQ patch for a longer period to keep from smoking, talk to your health care provider.

How to apply a Nicoderm CQ patch

1. Do not remove the Nicoderm CQ patch from its sealed protective pouch until you are ready to use it. Nicoderm CQ patches will lose nicotine to the air if you store them out of the pouch.

2. Choose a non-hairy, clean, dry area of skin. Do not put a Nicoderm CQ patch on skin that is burned, broken out, cut, or irritated in any way. Make sure your skin is free of lotion and soap before applying a patch.

3. Take patch out of the pouch. Save pouch for use at time of disposal. A clear, protective liner covers the sticky back side of the Nicoderm CQ patch — the side that will be put on your skin. The liner has a slit down the middle to help you remove it from the patch. With the sticky back side facing you, pull half the liner away from the Nicoderm CQ patch starting at the middle slit, as shown in the illustration above. Hold the Nicoderm CQ patch as one of the outside edges touch the other half of the protective liner. Place the liner back in the pouch. Save pouch for disposing of the patch after use.

4. Immediately apply the sticky side of the Nicoderm CQ patch to your skin. Press the patch firmly on your skin with the heel of your hand for at least 10 seconds. Make sure it sticks well to your skin, especially around the edges.

5. Wash your hands when you have finished applying the Nicoderm CQ patch. Nicotine on your hands could get into your eyes and nose, and cause stinging, redness, or more serious problems.

6. After 16 or 24 hours, remove the patch you have been wearing. Fold sticky ends of used Nicoderm CQ patch together. Replace in its pouch. Discard where it will be out of the reach of children and pets. Even used patches have enough nicotine to poison children and pets. Wash your hands.

7. Choose a different place on your skin to apply the next Nicoderm CQ patch and repeat Steps 1 to 6. Do not apply a new patch to a previously used skin site for at least one week.

If your Nicoderm CQ patch gets wet during wearing

Water will not harm the Nicoderm CQ patch you are wearing if applied properly. You can bathe, swim, or shower for short periods while you are wearing the Nicoderm CQ patch.

If you wear a Nicoderm CQ patch comes off while wearing

Nicoderm CQ patches generally stick well to most people's skin. However, a patch may occasionally come off. If your Nicoderm CQ patch falls off during the day, put on a new patch, making sure you select a non-hairy, non-irritated area of skin that is clean and dry.

If the spot you use has lanolin or moisturizer, the patch may not stick well. Using a different soap may help. Body creams, lotions and sunscreens can also cause problems with keeping your patch on. Do not apply creams or lotions to the place on your skin where you will put the patch.

If you, following the directions and the patch still does not stick to you, try using medical adhesive tape over the patch.

Disposing of Nicoderm CQ patches

Fold the used patch in half by folding the sticky ends together. Replace in its pouch. Discard where it will be out of the reach of children and pets. Small amounts of nicotine, even from a used patch, can poison children and pets. **Keep all nicotine patches away from children and pets.** Wash your hands after disposing of the patch.

If your skin reacts to the Nicoderm CQ patch. When you first put on a Nicoderm CQ patch, mild itching, burning, or tingling is normal and should go away within an hour. After you remove a Nicoderm CQ patch, the skin under the patch might be somewhat red. Your skin should not stay red for more than a day after removing the patch. **Stop use and ask a doctor if your skin swells, or you get a rash. Do not put on a new patch.**

Storage Instructions
Keep each Nicoderm CQ patch in its protective pouch. Store Nicoderm CQ patches at 15°C to 25°C (59°F to 77°F) because they are sensitive to heat. Remember, the inside of your car can reach temperatures much higher than this. A slight yellowing of the sticky side of the patch is normal. Do not use Nicoderm CQ patches stored in pouches that are open or torn.

TIPS TO MAKE QUITTING EASIER

Within the first few weeks of giving up smoking, you may be tempted to smoke for pleasure, particularly after completing a difficult task, or at a party or bar. Here are some tips to help get you through the important first stages of becoming a non-smoker.

On Your Quit Date:

- Ask your family, friends and co-workers to support you in your efforts to stop smoking.
- Throw away all your cigarettes, matches, lighters, ashtrays, etc.
- Keep busy on your quit day. Exercise. Go to a movie. Take a walk. Get together with friends.
- Figure out how much money you'll save by not smoking. Most ex-smokers can save more than \$1,000 a year on the price of cigarettes alone.
- Write down what you will do with the money you save.
- Know your high risk situations and plan ahead how you will deal with them.

- Visit your dentist and have your teeth cleaned to get rid of the tobacco stains.
- **Right after Quitting:**
 - During the first few days after you've stopped smoking, spend as much time as possible at places where smoking is not allowed.
 - Drink large quantities of water and fruit juices.
 - Try to avoid alcohol, coffee and other beverages you associate with smoking.

- Remember that temporary urges to smoke will pass, even if you don't smoke a cigarette.
- Keep your hands busy with something like a pencil or a paper clip.
- Find other activities that help you relax without cigarettes. Swim, jog, take a walk, play basketball.

- Don't worry too much about gaining weight. Watch what you eat, take time for daily exercise, and change your eating habits if you need to.
- Laughter helps. Watch or read something funny.

WHAT TO EXPECT

The First Few Days
Your body is now coming back into balance. During the first few days after you stop smoking, you might feel edgy and nervous and have trouble concentrating. You might get headaches, feel dizzy and a little out of sorts, feel weepy or have stomach upsets. You might even have trouble sleeping at first. These are typical nicotine withdrawal symptoms that will go away with time. Your smoker's cough will get worse before it gets better. But don't worry, that's a good sign. Coughing helps clear the tar deposits out of your lungs.

After A Month
You probably have the urge to smoke much less often now. But urges may still occur, and when they do, they are likely to be powerful ones that come out of nowhere. Don't let them catch you off guard. Plan ahead for these difficult times.

Concentrate on the ways non-smokers are more attractive than smokers. Their skin is less likely to wrinkle. Their teeth are whiter, cleaner. Their breath is fresher. Their hair and clothes smell better. That cough that seems to make even a laugh sound more like a rattle is a thing of the past. Their children and others around them are healthier, too.

What To Do About Relapse
What should you do if you slip and start smoking again? The answer is simple. A lapse of one or two or even a few cigarettes should not spoil your efforts! Throw away your cigarettes, forgive yourself and continue with the program. Re-read the User's Guide to ensure that you're using the Nicoderm CQ patch correctly and following the other important tips for dealing with the mental and social dependence on nicotine. Your doctor, pharmacist or other health professional can also provide useful counseling on the importance of stopping smoking. You should consider them partners in your quit attempt.

What To Do About Relapse After a Successful Quit Attempt
If you have taken up regular smoking again, don't be discouraged. Research shows that the best thing you can do is try again, since several quitting attempts may be needed before you're successful. And your chances of quitting successfully increase with each quit attempt.

The important thing is to learn from your last attempt.

- Admit that you've slipped, but don't treat yourself as a failure.
- Try to identify the "trigger" that caused you to slip, and prepare a better plan for dealing with this problem next time.

WHERE THE STRUGGLE IS OVER

Once you've stopped smoking, take a second and pat yourself on your back. Now do it again. You deserve it.

Remember now why you decided to stop smoking in the first place. Look at your list of reasons. Read them again. And smile. Now think about all the money you are saving and what you'll do with it. All the non-smoking places you can go, and what you might do there. All those years you may have added to your life, and what you'll do with them. Remember that temptation may not be gone forever. However, the hand part is behind you so look forward with a positive attitude, and enjoy your new life as a non-smoker.

QUESTIONS & ANSWERS

1. How will I feel when I stop smoking and start using the Nicoderm CQ patch?
You'll need to prepare yourself for some nicotine withdrawal symptoms. These begin almost immediately after you stop smoking, and are usually at their worst during the first three or four days. Understand that any of the following is possible:

- craving for nicotine
- anxiety, irritability, restlessness, mood changes, nervousness
- disruptions of your sleep
- drowsiness
- trouble concentrating
- increased appetite and weight gain
- headaches, muscular pain, constipation, fatigue

The Nicoderm CQ patch reduces nicotine withdrawal symptoms such as irritability and nervousness, as well as the craving for nicotine you used to satisfy by having a cigarette.

2. Is the Nicoderm CQ patch just substituting one form of nicotine for another?
The Nicoderm CQ patch does contain nicotine. The purpose of the Nicoderm CQ patch is to provide you with enough nicotine to reduce the physical withdrawal symptoms so you can deal with the mental aspects of quitting.

3. Can I be hurt by using the Nicoderm CQ patch?
For most adults, the amount of nicotine delivered from the patch is less than from smoking. If you believe you may be sensitive to even this amount of nicotine, you should not use this product without advice from your doctor. There are also some important warnings in this User's Guide (See **SOME IMPORTANT WARNINGS**).

4. Will I gain weight?
Many people tend to gain a few pounds the first 8-10 weeks after they stop smoking. This is a very small price to pay for the enormous gains that you will make in your overall health and attractiveness. If you continue to gain weight after the first two months, try to analyze what you're doing differently. Reduce your fat intake, choose healthy snacks, and increase your physical activity to burn off the extra calories. Drink lots of water. This is good for your body and skin, and also helps to reduce the amount of nicotine you are taking in.

5. Is the Nicoderm CQ patch more expensive than smoking?
The total cost of the Nicoderm CQ program is similar to what a person who smokes one pack of cigarettes a day would spend on cigarettes for the same period of time. Also, use of the Nicoderm CQ patch is only a short-term cost, while the cost of smoking is a long-term cost, including the health problems smoking causes.

6. What if I slip up?
Discard your cigarettes, forgive yourself and then get back on track. Don't consider yourself a failure or punish yourself. In fact, people who have already tried to quit are more likely to be successful the next time.

GOOD LUCK!

20212

stop smoking aid
nicotine transdermal system
NICODERM CQ
NICODERM CQ USER'S GUIDE

NO217H

HALCON
NICODERM CQ USER'S GUIDE

NICODERM CQ
nicotine transdermal system
stop smoking aid



PLACE THESE REMINDERS ON YOUR CALENDAR:



MyQuit
Program brought to you by
NICODERM CQ
nicotine transdermal system
stop smoking aid
and Haleon

NICODERM CQ has created the
MyQuit program
to provide you with support wherever and whenever you need it. The program provides a network of tools to help you get through those tough moments.

- **To Your Inbox:** Stay motivated with our personalized email support program that sends encouragement and tips straight to your inbox.
- **On The Web:** Get helpful advice, tips and inspiration from ex-smokers on www.nicodermcq.com.
- **On The Go:** Log cravings and track your personal progress on your mobile phone with the MyQuit App.

To learn more visit
www.nicodermcq.com
or call 1-800-834-5895

Trademarks are owned by or licensed to the Haleon group of companies.

©2024 Haleon group of companies or its licensee.



- Not for sale to those under 18 years of age.
- Proof of age required.
- Not for sale in vending machines or from any source where proof of age cannot be verified.

WALLET CARD

212074

REGULATORY LEGEND	Actual Size
DRUG FACTS TITLE	N/A
DRUG FACTS CONTINUED	N/A
HEADINGS	8 pt
SUBHEADINGS/BODY TEXT	6.25 pt
LEADING	7.25 pt
BULLETS	6.25 pt
# OF CHARACTERS PER INCH	28
SPACE BEFORE BULLET	N/A
BARLINES, HARBINES	N/A, 0.5 pt
SPACE BETWEEN HARBINES AND BOX END	N/A
STATEMENT OF IDENTITY (WHAT IT IS) Vertical	N/A
STATEMENT OF IDENTITY (WHAT IT IS) Horizontal	17 pt

This is a representation of an electronic record that was signed electronically. Following this are manifestations of any and all electronic signatures for this electronic record.

/s/

NUSHIN F TODD
11/06/2024 03:59:14 PM