

NDA 20330/S-032

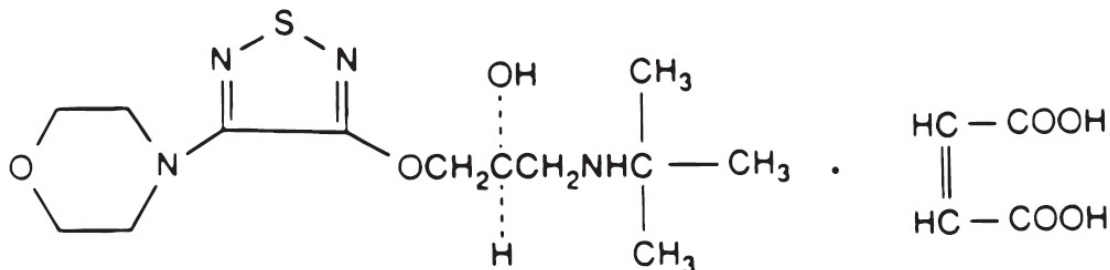
Page 4

**TIMOPTIC-XE® 0.25% and 0.5%**  
**(TIMOLOL MALEATE OPHTHALMIC GEL FORMING SOLUTION)**

**DESCRIPTION**

TIMOPTIC-XE® (timolol maleate ophthalmic gel forming solution) is a non-selective beta-adrenergic receptor blocking agent. Its chemical name is (-)-1-(*tert*-butylamino)-3-[(4-morpholino-1,2,5-thiadiazol-3-yl)oxy]-2-propanol maleate (1:1) (salt). Timolol maleate possesses an asymmetric carbon atom in its structure and is provided as the *levo*-isomer. The optical rotation of timolol maleate is:

$[\alpha]_{25}^{405}$  in 1.0N HCl (C = 5%) = -12.2° (-11.7° to -12.5°).



Timolol maleate has a molecular weight of 432.50. It is a white, odorless, crystalline powder which is soluble in water, methanol, and alcohol.

TIMOPTIC-XE Sterile Ophthalmic Gel Forming Solution is supplied as a sterile, isotonic, buffered, aqueous solution of timolol maleate in two dosage strengths. The pH of the solution is approximately 7.0, and the osmolarity is 260-330 mOsm. Each mL of TIMOPTIC-XE 0.25% contains 2.5 mg of timolol (3.4 mg of timolol maleate). Each mL of TIMOPTIC-XE 0.5% contains 5 mg of timolol (6.8 mg of timolol maleate). Inactive ingredients: gellan gum, tromethamine, mannitol, and water for injection. Preservative: benzododecinium bromide 0.012%.

The gel forming solution contains a purified anionic heteropolysaccharide derived from gellan gum. An aqueous solution of gellan gum, in the presence of a cation, has the ability to gel. Upon contact with the precorneal tear film, TIMOPTIC-XE forms a gel that is subsequently removed by the flow of tears.

**CLINICAL PHARMACOLOGY**

**Mechanism of Action**

Timolol maleate is a beta<sub>1</sub> and beta<sub>2</sub> (non-selective) adrenergic receptor blocking agent that does not have significant intrinsic sympathomimetic, direct myocardial depressant, or local anesthetic (membrane-stabilizing) activity.

TIMOPTIC-XE, when applied topically on the eye, has the action of reducing elevated, as well as normal intraocular pressure, whether or not accompanied by glaucoma. Elevated intraocular

NDA 20330/S-032

Page 5

pressure is a major risk factor in the pathogenesis of glaucomatous visual field loss and optic nerve damage.

The precise mechanism of the ocular hypotensive action of TIMOPTIC-XE is not clearly established at this time. Tonography and fluorophotometry studies of TIMOPTIC® (timolol maleate ophthalmic solution) in man suggest that its predominant action may be related to reduced aqueous formation. However, in some studies, a slight increase in outflow facility was also observed.

Beta-adrenergic receptor blockade reduces cardiac output in both healthy subjects and patients with heart disease. In patients with severe impairment of myocardial function, beta-adrenergic receptor blockade may inhibit the stimulatory effect of the sympathetic nervous system necessary to maintain adequate cardiac function.

Beta-adrenergic receptor blockade in the bronchi and bronchioles results in increased airway resistance from unopposed parasympathetic activity. Such an effect in patients with asthma or other bronchospastic conditions is potentially dangerous.

#### **Pharmacokinetics**

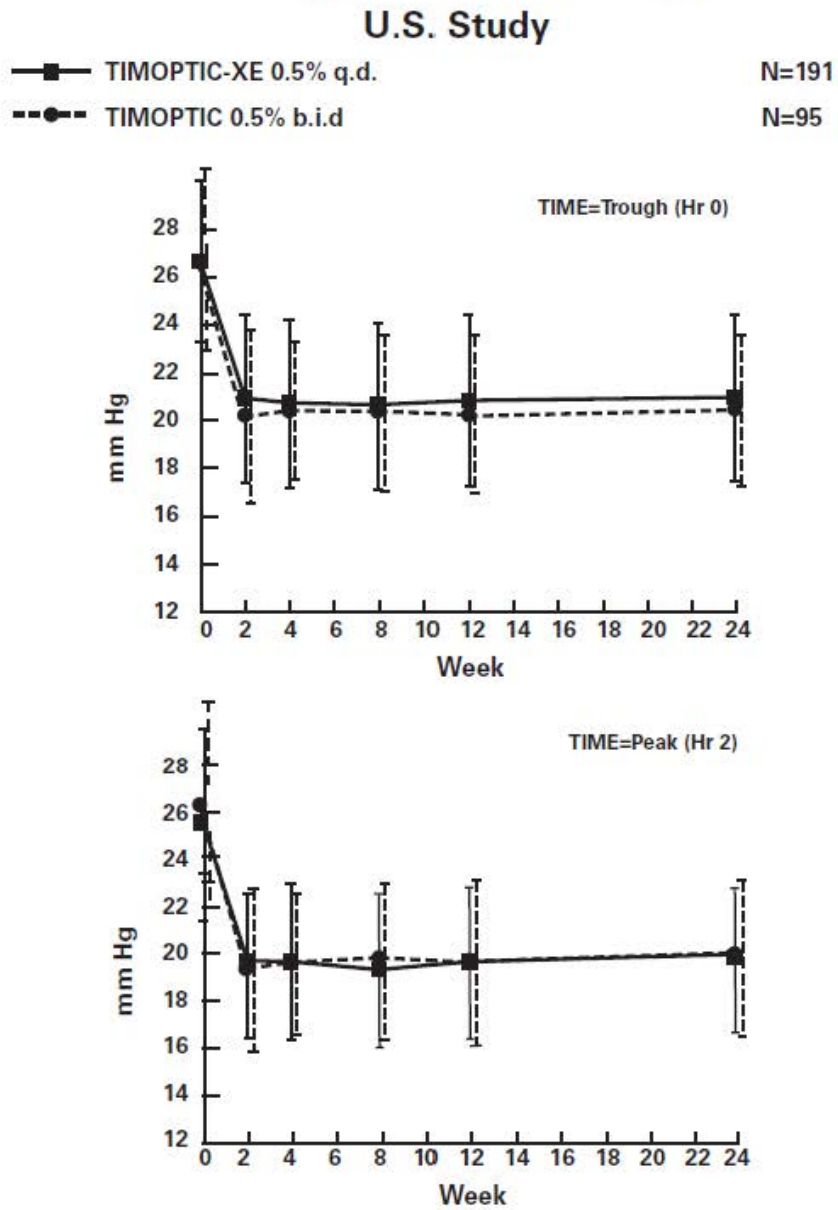
In a study of plasma drug concentration in six subjects, the systemic exposure to timolol was determined following once daily administration of TIMOPTIC-XE 0.5% in the morning. The mean peak plasma concentration following this morning dose was 0.28 ng/mL.

#### **Clinical Studies**

In controlled, double-masked, multicenter clinical studies, comparing TIMOPTIC-XE 0.25% to TIMOPTIC 0.25% and TIMOPTIC-XE 0.5% to TIMOPTIC 0.5%, TIMOPTIC-XE administered once a day was shown to be equally effective in lowering intraocular pressure as the equivalent concentration of TIMOPTIC administered twice a day. The effect of timolol in lowering intraocular pressure was evident for 24 hours with a single dose of TIMOPTIC-XE. Repeated observations over a period of six months indicate that the intraocular pressure-lowering effect of TIMOPTIC-XE was consistent. The results from the largest U.S. and international clinical trials comparing TIMOPTIC-XE 0.5% to TIMOPTIC 0.5% are shown in Figure 1.

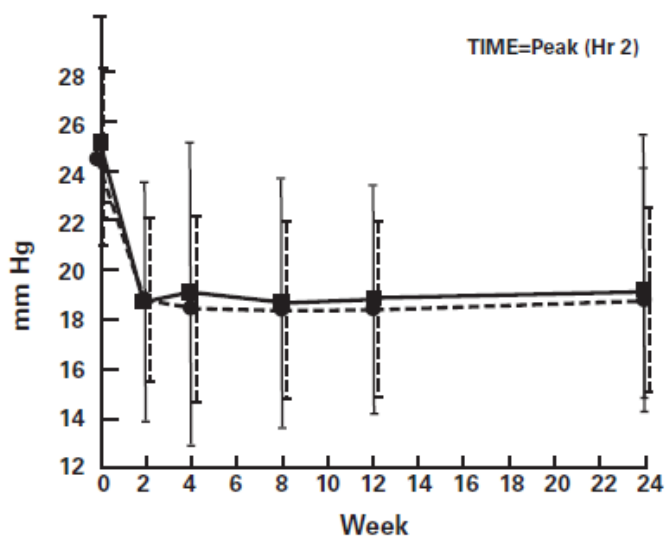
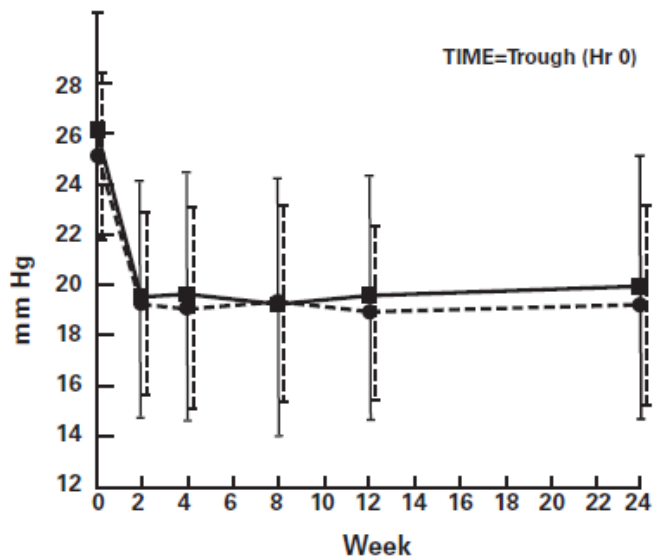
NDA 20330/S-032  
Page 6

**Figure 1**  
**Mean IOP and Std Deviation**  
**(mm Hg) by Treatment Group**



### International Study

■ TIMOPTIC-XE 0.5% q.d. N=226  
● TIMOPTIC 0.5% b.i.d. N=116



TIMOPTIC-XE administered once daily had a safety profile similar to that of an equivalent concentration of TIMOPTIC administered twice daily. Due to the physical characteristics of the formulation, there was a higher incidence of transient blurred vision in patients administered TIMOPTIC-XE. A slight reduction in resting heart rate was observed in some patients receiving TIMOPTIC-XE 0.5% (mean reduction 24 hours post-dose 0.8 beats/minute, mean reduction 2 hours post-dose 3.8 beats/minute) [see [ADVERSE REACTIONS](#)]. TIMOPTIC-XE has not been studied in patients wearing contact lenses.

NDA 20330/S-032

Page 8

## INDICATIONS AND USAGE

TIMOPTIC-XE Sterile Ophthalmic Gel Forming Solution is indicated in the treatment of elevated intraocular pressure in patients with ocular hypertension or open-angle glaucoma.

## CONTRAINDICATIONS

TIMOPTIC-XE is contraindicated in patients with (1) bronchial asthma; (2) a history of bronchial asthma; (3) severe chronic obstructive pulmonary disease [see [WARNINGS, Obstructive Pulmonary Disease](#)]; (4) sinus bradycardia; (5) second or third degree atrioventricular block; (6) overt cardiac failure [see [WARNINGS, Cardiac Failure](#)]; (7) cardiogenic shock; or (8) hypersensitivity to any component of this product.

## WARNINGS

As with many topically applied ophthalmic drugs, this drug is absorbed systemically. **The same adverse reactions found with systemic administration of beta-adrenergic blocking agents may occur with topical ophthalmic administration. For example, severe respiratory reactions and cardiac reactions, including death due to bronchospasm in patients with asthma, and rarely death in association with cardiac failure, have been reported following systemic or ophthalmic administration of timolol maleate [see [CONTRAINDICATIONS](#)].**

### Cardiac Failure

Sympathetic stimulation may be essential for support of the circulation in individuals with diminished myocardial contractility, and its inhibition by beta-adrenergic receptor blockade may precipitate more severe failure.

*In Patients Without a History of Cardiac Failure* continued depression of the myocardium with beta-blocking agents over a period of time can, in some cases, lead to cardiac failure. At the first sign or symptom of cardiac failure, TIMOPTIC-XE should be discontinued.

### Obstructive Pulmonary Disease

Patients with chronic obstructive pulmonary disease (e.g., chronic bronchitis, emphysema) of mild or moderate severity, bronchospastic disease, or a history of bronchospastic disease (other than bronchial asthma or a history of bronchial asthma) in which TIMOPTIC-XE is contraindicated [see [CONTRAINDICATIONS](#)] should, in general, not receive beta-blockers, including TIMOPTIC-XE.

### Major Surgery

The necessity or desirability of withdrawal of beta-adrenergic blocking agents prior to major surgery is controversial. Beta-adrenergic receptor blockade impairs the ability of the heart to respond to beta-adrenergically mediated reflex stimuli. This may augment the risk of general anesthesia in surgical procedures. Some patients receiving beta-adrenergic receptor blocking agents have experienced protracted, severe hypotension during anesthesia. Difficulty in restarting and maintaining the heartbeat has also been reported. For these reasons, in patients undergoing elective surgery, some authorities recommend gradual withdrawal of beta-adrenergic receptor blocking agents.

NDA 20330/S-032

Page 9

If necessary during surgery, the effects of beta-adrenergic blocking agents may be reversed by sufficient doses of adrenergic agonists.

#### **Diabetes Mellitus**

Beta-adrenergic blocking agents should be administered with caution in patients subject to spontaneous hypoglycemia or to diabetic patients (especially those with labile diabetes) who are receiving insulin or oral hypoglycemic agents. Beta-adrenergic receptor blocking agents may mask the signs and symptoms of acute hypoglycemia.

#### **Thyrotoxicosis**

Beta-adrenergic blocking agents may mask certain clinical signs (e.g., tachycardia) of hyperthyroidism. Patients suspected of developing thyrotoxicosis should be managed carefully to avoid abrupt withdrawal of beta-adrenergic blocking agents that might precipitate a thyroid storm.

### **PRECAUTIONS**

#### **General**

Because of potential effects of beta-adrenergic blocking agents on blood pressure and pulse, these agents should be used with caution in patients with cerebrovascular insufficiency. If signs or symptoms suggesting reduced cerebral blood flow develop following initiation of therapy with TIMOPTIC-XE, alternative therapy should be considered.

There have been reports of bacterial keratitis associated with the use of multiple-dose containers of topical ophthalmic products. These containers had been inadvertently contaminated by patients who, in most cases, had a concurrent corneal disease or a disruption of the ocular epithelial surface [see [PRECAUTIONS, Information for Patients](#)].

Choroidal detachment after filtration procedures has been reported with the administration of aqueous suppressant therapy (e.g. timolol).

#### *Angle-Closure Glaucoma*

In patients with angle-closure glaucoma, the immediate objective of treatment is to reopen the angle. This may require constricting the pupil. Timolol maleate has little or no effect on the pupil. TIMOPTIC-XE should not be used alone in the treatment of angle-closure glaucoma.

#### *Anaphylaxis*

While taking beta-blockers, patients with a history of atopy or a history of severe anaphylactic reactions to a variety of allergens may be more reactive to repeated accidental, diagnostic, or therapeutic challenge with such allergens. Such patients may be unresponsive to the usual doses of epinephrine used to treat anaphylactic reactions.

#### *Muscle Weakness*

Beta-adrenergic blockade has been reported to potentiate muscle weakness consistent with certain myasthenic symptoms (e.g., diplopia, ptosis, and generalized weakness). Timolol has been reported rarely to increase muscle weakness in some patients with myasthenia gravis or myasthenic symptoms.

### **Information for Patients**

Patients should be instructed to avoid allowing the tip of the dispensing container to contact the eye or surrounding structures.

Patients should also be instructed that ocular solutions, if handled improperly or if the tip of the dispensing container contacts the eye or surrounding structures, can become contaminated by common bacteria known to cause ocular infections. Serious damage to the eye and subsequent loss of vision may result from using contaminated solutions [see [PRECAUTIONS, General](#)].

Patients should also be advised that if they have ocular surgery or develop an intercurrent ocular condition (e.g., trauma or infection), they should immediately seek their physician's advice concerning the continued use of the present multidose container.

Patients should be instructed to invert the closed container and shake once before each use. It is not necessary to shake the container more than once.

Patients requiring concomitant topical ophthalmic medications should be instructed to administer these at least 10 minutes before instilling TIMOPTIC-XE.

Patients with bronchial asthma, a history of bronchial asthma, severe chronic obstructive pulmonary disease, sinus bradycardia, second or third degree atrioventricular block, or cardiac failure should be advised not to take this product [see [CONTRAINDICATIONS](#)].

Transient blurred vision, generally lasting from 30 seconds to 5 minutes, following instillation, and potential visual disturbances may impair the ability to perform hazardous tasks such as operating machinery or driving a motor vehicle.

### **Drug Interactions**

#### Beta-Adrenergic Blocking Agents

Patients who are receiving a beta-adrenergic blocking agent orally and TIMOPTIC-XE should be observed for potential additive effects of beta-blockade, both systemic and on intraocular pressure. The concomitant use of two topical beta-adrenergic blocking agents is not recommended.

#### Calcium Antagonists

Caution should be used in the coadministration of beta-adrenergic blocking agents, such as TIMOPTIC-XE, and oral or intravenous calcium antagonists because of possible atrioventricular conduction disturbances, left ventricular failure, or hypotension. In patients with impaired cardiac function, coadministration should be avoided.

#### Catecholamine-Depleting Drugs

Close observation of the patient is recommended when a beta-blocker is administered to patients receiving catecholamine-depleting drugs such as reserpine, because of possible additive effects and the production of hypotension and/or marked bradycardia, which may result in vertigo, syncope, or postural hypotension.

#### Digitalis and Calcium Antagonists

The concomitant use of beta-adrenergic blocking agents with digitalis and calcium antagonists may have additive effects in prolonging atrioventricular conduction time.

NDA 20330/S-032

Page 11

### CYP2D6 Inhibitors

Potentiated systemic beta-blockade (e.g., decreased heart rate, depression) has been reported during combined treatment with CYP2D6 inhibitors (e.g. quinidine, SSRIs) and timolol.

### Clonidine

Oral beta-adrenergic blocking agents may exacerbate the rebound hypertension which can follow the withdrawal of clonidine. There have been no reports of exacerbation of rebound hypertension with ophthalmic timolol maleate.

### Injectable Epinephrine

[See [PRECAUTIONS, General, Anaphylaxis](#)]

### **Carcinogenesis, Mutagenesis, Impairment of Fertility**

In a two-year study of timolol maleate administered orally to rats, there was a statistically significant increase in the incidence of adrenal pheochromocytomas in male rats administered 300 mg/kg/day (approximately 42,000 times the systemic exposure following the maximum recommended human ophthalmic dose). Similar differences were not observed in rats administered oral doses equivalent to approximately 14,000 times the maximum recommended human ophthalmic dose.

In a lifetime oral study in mice, there were statistically significant increases in the incidence of benign and malignant pulmonary tumors, benign uterine polyps, and mammary adenocarcinomas in female mice at 500 mg/kg/day (approximately 71,000 times the systemic exposure following the maximum recommended human ophthalmic dose), but not at 5 or 50 mg/kg/day (approximately 700 or 7,000, respectively, times the systemic exposure following the maximum recommended human ophthalmic dose). In a subsequent study in female mice, in which post-mortem examinations were limited to the uterus and the lungs, a statistically significant increase in the incidence of pulmonary tumors was again observed at 500 mg/kg/day.

The increased occurrence of mammary adenocarcinomas was associated with elevations in serum prolactin, which occurred in female mice administered oral timolol at 500 mg/kg/day, but not at oral doses of 5 or 50 mg/kg/day. An increased incidence of mammary adenocarcinomas in rodents has been associated with administration of several other therapeutic agents that elevate serum prolactin, but no correlation between serum prolactin levels and mammary tumors has been established in humans. Furthermore, in adult human female subjects who received oral dosages of up to 60 mg of timolol maleate (the maximum recommended human oral dosage), there were no clinically meaningful changes in serum prolactin.

Timolol maleate was devoid of mutagenic potential when tested *in vivo* (mouse) in the micronucleus test and cytogenetic assay (doses up to 800 mg) and *in vitro* in a neoplastic cell transformation assay (up to 100 mcg/mL). In Ames tests, the highest concentrations of timolol employed, 5,000 or 10,000 mcg/plate, were associated with statistically significant elevations of revertants observed with tester strain TA 100 (in seven replicate assays), but not in the remaining three strains. In the assays with tester strain TA 100, no consistent dose-response relationship was observed, and the ratio of test to control revertants did not reach 2. A ratio of 2 is usually considered the criterion for a positive Ames test.

Reproduction and fertility studies in rats demonstrated no adverse effect on male or female fertility at doses up to 21,000 times the systemic exposure following the maximum recommended human ophthalmic dose.

NDA 20330/S-032

Page 12

## **Pregnancy**

### **Teratogenic Effects**

Teratogenicity studies with timolol in mice, rats, and rabbits at oral doses up to 50 mg/kg/day (7,000 times the systemic exposure following the maximum recommended human ophthalmic dose) demonstrated no evidence of fetal malformations. Although delayed fetal ossification was observed at this dose in rats, there were no adverse effects on postnatal development of offspring. Doses of 1000 mg/kg/day (142,000 times the systemic exposure following the maximum recommended human ophthalmic dose) were maternotoxic in mice and resulted in an increased number of fetal resorptions. Increased fetal resorptions were also seen in rabbits at doses of 14,000 times the systemic exposure following the maximum recommended human ophthalmic dose, in this case without apparent maternotoxicity.

There are no adequate and well-controlled studies in pregnant women. TIMOPTIC-XE should be used during pregnancy only if the potential benefit justifies the potential risk to the fetus.

### **Nursing Mothers**

Timolol maleate has been detected in human milk following oral and ophthalmic drug administration. Because of the potential for serious adverse reactions from TIMOPTIC-XE in nursing infants, a decision should be made whether to discontinue nursing or to discontinue the drug, taking into account the importance of the drug to the mother.

### **Pediatric Use**

Safety and effectiveness of timolol maleate ophthalmic solution have been established when administered in pediatric patients aged 2 years and older. Use of timolol maleate ophthalmic solution in these children is supported by evidence from adequate and well-controlled studies in children and adults. Safety and efficacy in pediatric patients below the age of 2 years have not been established.

### **Geriatric Use**

No overall differences in safety or effectiveness have been observed between elderly and younger patients.

## **ADVERSE REACTIONS**

In clinical trials, transient blurred vision upon instillation of the drop was reported in approximately one in three patients (lasting from 30 seconds to 5 minutes). Less than 1% of patients discontinued from the studies due to blurred vision.

The frequency of patients reporting burning and stinging upon instillation was comparable between TIMOPTIC-XE and TIMOPTIC (approximately one in eight patients).

Adverse experiences reported in 1-5% of patients were:

---

Ocular:	Pain, conjunctivitis, discharge (e.g., crusting), foreign body sensation, itching and tearing;
Systemic:	Headache, dizziness, and upper respiratory infections.

---

The following additional adverse experiences have been reported with the ocular administration of this or other timolol maleate formulations:

NDA 20330/S-032

Page 13

#### BODY AS A WHOLE

Asthenia/fatigue, and chest pain.

#### CARDIOVASCULAR

Bradycardia, arrhythmia, hypotension, hypertension, syncope, heart block, cerebrovascular accident, cerebral ischemia, cardiac failure, worsening of angina pectoris, palpitation, cardiac arrest, pulmonary edema, edema, claudication, Raynaud's phenomenon, and cold hands and feet.

#### DIGESTIVE

Nausea, diarrhea, dyspepsia, anorexia, and dry mouth.

#### IMMUNOLOGIC

Systemic lupus erythematosus.

#### NERVOUS SYSTEM/PSYCHIATRIC

Increase in signs and symptoms of myasthenia gravis, paresthesia, somnolence, insomnia, nightmares, behavioral changes and psychic disturbances including depression, confusion, hallucinations, anxiety, disorientation, nervousness, and memory loss.

#### SKIN

Alopecia and psoriasiform rash or exacerbation of psoriasis.

#### HYPERSENSITIVITY

Signs and symptoms of systemic allergic reactions including anaphylaxis, angioedema, urticaria, localized and generalized rash.

#### RESPIRATORY

Bronchospasm (predominantly in patients with preexisting bronchospastic disease), respiratory failure, dyspnea, nasal congestion, cough and upper respiratory infections.

#### ENDOCRINE

Masked symptoms of hypoglycemia in diabetic patients [see [WARNINGS, Diabetes Mellitus](#)].

#### SPECIAL SENSES

Signs and symptoms of ocular irritation including blepharitis, keratitis, and dry eyes; ptosis; decreased corneal sensitivity; cystoid macular edema; visual disturbances including refractive changes and diplopia; pseudopemphigoid; choroidal detachment following filtration surgery [see [PRECAUTIONS, General](#)]; and tinnitus.

#### UROGENITAL

Retroperitoneal fibrosis, decreased libido, impotence, and Peyronie's disease.

The following additional adverse effects have been reported in clinical experience with ORAL timolol maleate or other ORAL beta-blocking agents and may be considered potential effects of ophthalmic timolol maleate: Allergic: Erythematous rash, fever combined with aching and sore throat, laryngospasm with respiratory distress; Body as a Whole: Extremity pain, decreased exercise tolerance, weight loss; Cardiovascular: Worsening of arterial insufficiency, vasodilatation; Digestive: Gastrointestinal pain, hepatomegaly, vomiting, mesenteric arterial

NDA 20330/S-032

Page 14

thrombosis, ischemic colitis; Hematologic: Nonthrombocytopenic purpura, thrombocytopenic purpura, agranulocytosis; Endocrine: Hyperglycemia, hypoglycemia; Skin: Pruritus, skin irritation, increased pigmentation, sweating; Musculoskeletal: Arthralgia; Nervous System/Psychiatric: Vertigo, local weakness, diminished concentration, reversible mental depression progressing to catatonia, an acute reversible syndrome characterized by disorientation for time and place, emotional lability, slightly clouded sensorium, and decreased performance on neuropsychometrics; Respiratory: Rales, bronchial obstruction; Urogenital: Urination difficulties.

To report SUSPECTED ADVERSE REACTIONS, contact Bausch + Lomb, a division of Valeant Pharmaceuticals North America LLC, at 1-800-321-4576 or FDA at 1-800-FDA-1088 or [www.fda.gov/medwatch](http://www.fda.gov/medwatch).

## OVERDOSAGE

No data are available in regard to human overdose with or accidental oral ingestion of TIMOPTIC-XE. There have been reports of inadvertent overdose with TIMOPTIC Ophthalmic Solution resulting in systemic effects similar to those seen with systemic beta-adrenergic blocking agents such as dizziness, headache, shortness of breath, bradycardia, bronchospasm, and cardiac arrest [see [ADVERSE REACTIONS](#)].

Overdosage has been reported with timolol maleate tablets. A 30-year-old female ingested 650 mg of timolol maleate tablets (maximum recommended oral daily dose is 60 mg) and experienced second and third degree heart block. She recovered without treatment but approximately two months later developed irregular heartbeat, hypertension, dizziness, tinnitus, faintness, increased pulse rate, and borderline first degree heart block.

An *in vitro* hemodialysis study, using <sup>14</sup>C timolol added to human plasma or whole blood, showed that timolol was readily dialyzed from these fluids; however, a study of patients with renal failure showed that timolol did not dialyze readily.

## DOSAGE AND ADMINISTRATION

Patients should be instructed to invert the closed container and shake once before each use. It is not necessary to shake the container more than once. Other topically applied ophthalmic medications should be administered at least 10 minutes before TIMOPTIC-XE [see [PRECAUTIONS, Information for Patients](#) and accompanying [INSTRUCTIONS FOR USE](#)]. TIMOPTIC-XE Sterile Ophthalmic Gel Forming Solution is available in concentrations of 0.25% and 0.5%. The dose is one drop of TIMOPTIC-XE (either 0.25% or 0.5%) in the affected eye(s) once a day.

Because in some patients the pressure-lowering response to TIMOPTIC-XE may require a few weeks to stabilize, evaluation should include a determination of intraocular pressure after approximately 4 weeks of treatment with TIMOPTIC-XE.

Dosages higher than one drop of 0.5% TIMOPTIC-XE once a day have not been studied. If the patient's intraocular pressure is still not at a satisfactory level on this regimen, concomitant therapy can be considered. The concomitant use of two topical beta-adrenergic blocking agents is not recommended [see [PRECAUTIONS, Drug Interactions, Beta-adrenergic blocking agents](#)].

When patients have been switched from therapy with TIMOPTIC administered twice daily to TIMOPTIC-XE administered once daily, the ocular hypotensive effect has remained consistent.

NDA 20330/S-032

Page 15

## HOW SUPPLIED

TIMOPTIC-XE (timolol maleate ophthalmic gel forming solution) is a colorless to nearly colorless, slightly opalescent, and slightly viscous solution.

TIMOPTIC-XE (timolol maleate ophthalmic gel forming solution), 0.25% timolol equivalent, is supplied in a white low density polyethylene (LDPE) dispenser with a controlled drop tip and a yellow polypropylene cap as follows:

**NDC 24208-814-25**, 5 mL in a 7.5 mL capacity bottle.

TIMOPTIC-XE (timolol maleate ophthalmic gel forming solution), 0.5% timolol equivalent, is supplied in a white low density polyethylene (LDPE) dispenser with a controlled drop tip and a yellow polypropylene cap as follows:

**NDC 24208-816-05**, 5 mL in a 7.5 mL capacity bottle.

### Storage

Store at 15° to 25°C (59° to 77°F). **Avoid Freezing.** Protect from light.

---

### Distributed by:

Bausch + Lomb, a division of  
Valeant Pharmaceuticals North America LLC  
Bridgewater, NJ 08807 USA

TIMOPTIC and TIMOPTIC-XE are trademarks of Bausch & Lomb Incorporated or its affiliates.

© Bausch & Lomb Incorporated

Revised: updated revision date

Part number: updated component number