

ESTRING®
(estradiol vaginal ring)

PHYSICIAN'S LEAFLET

WARNINGS: ENDOMETRIAL CANCER, CARDIOVASCULAR DISORDERS, BREAST CANCER AND PROBABLE DEMENTIA

Estrogen-Alone Therapy

Endometrial Cancer

There is an increased risk of endometrial cancer in a woman with a uterus who uses unopposed estrogens. Adding a progestin to estrogen therapy has been shown to reduce the risk of endometrial hyperplasia, which may be a precursor to endometrial cancer. Adequate diagnostic measures, including directed and random endometrial sampling when indicated, should be undertaken to rule out malignancy in all cases of undiagnosed persistent or recurring abnormal genital bleeding. (See **WARNINGS, Malignant Neoplasms, Endometrial Cancer.**)

Cardiovascular Disorders and Probable Dementia

Estrogen-alone therapy should not be used for the prevention of cardiovascular disease or dementia. (See **CLINICAL STUDIES** and **WARNINGS, Cardiovascular Disorders, and Probable Dementia.**)

The Women's Health Initiative (WHI) estrogen-alone substudy reported increased risks of stroke and deep vein thrombosis (DVT) in postmenopausal women (50 to 79 years of age) during 7.1 years of treatment with daily oral conjugated estrogens (CE) [0.625 mg]-alone, relative to placebo. (See **CLINICAL STUDIES** and **WARNINGS, Cardiovascular Disorders.**)

The WHI Memory Study (WHIMS)estrogen-alone ancillary study of the WHI reported an increased risk of developing probable dementia in postmenopausal women 65 years of age or older during 5.2 years of treatment with daily CE (0.625 mg)-alone, relative to placebo. It is unknown whether this finding applies to younger postmenopausal women. (See **CLINICAL STUDIES** and **WARNINGS, Probable Dementia** and **PRECAUTIONS, Geriatric Use.**)

In the absence of comparable data, these risks should be assumed to be similar for other doses of CE and other dosage forms of estrogens.

Estrogens with or without progestins should be prescribed at the lowest effective doses and for the shortest duration consistent with treatment goals and risks for the individual woman.

Estrogen Plus Progestin Therapy

Cardiovascular Disorders and Probable Dementia

Estrogen plus progestin therapy should not be used for the prevention of cardiovascular disease or dementia. (See **CLINICAL STUDIES** and **WARNINGS, Cardiovascular Disorders and Probable Dementia.**)

The WHI estrogen plus progestin substudy reported increased risks of DVT, pulmonary embolism (PE), stroke and myocardial infarction (MI) in postmenopausal women (50 to 79 years of age) during 5.6 years

of treatment with daily oral CE (0.625 mg) combined with medroxyprogesterone acetate (MPA) [2.5 mg], relative to placebo. (See **CLINICAL STUDIES** and **WARNINGS, Cardiovascular Disorders**.)

The WHIMS estrogen plus progestin ancillary study of the WHI reported an increased risk of developing probable dementia in postmenopausal women 65 years of age or older during 4 years of treatment with daily CE (0.625 mg) combined with MPA (2.5 mg), relative to placebo. It is unknown whether this finding applies to younger postmenopausal women. (See **CLINICAL STUDIES** and **WARNINGS, Probable Dementia** and **PRECAUTIONS, Geriatric Use**.)

Breast Cancer

The WHI estrogen plus progestin substudy also demonstrated an increased risk of invasive breast cancer. (See **CLINICAL STUDIES** and **WARNINGS, Malignant Neoplasms, Breast Cancer**.)

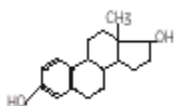
In the absence of comparable data, these risks should be assumed to be similar for other doses of CE plus MPA, and other combinations and dosage forms of estrogens and progestins.

Estrogens with or without progestins should be prescribed at the lowest doses and for the shortest duration consistent with treatment goals and risks for the individual woman.

DESCRIPTION

ESTRING® (estradiol vaginal ring) is a slightly opaque ring with a whitish core containing a drug reservoir of 2 mg estradiol. Estradiol, silicone polymers and barium sulfate are combined to form the ring. When placed in the vagina, ESTRING releases estradiol, approximately 7.5 mcg per 24 hours, in a consistent stable manner over 90 days. ESTRING has the following dimensions: outer diameter 55 mm; cross-sectional diameter 9 mm; core diameter 2 mm. One ESTRING should be inserted into the upper third of the vaginal vault, to be worn continuously for three months.

Estradiol is chemically described as estra-1, 3, 5(10)-triene-3, 17 β -diol. The molecular formula of estradiol is C₁₈H₂₄O₂ and the structural formula is:



The molecular weight of estradiol is 272.39.

CLINICAL PHARMACOLOGY

Endogenous estrogens are largely responsible for the development and maintenance of the female reproductive system and secondary sexual characteristics. Although circulating estrogens exist in a dynamic equilibrium of metabolic interconversions, estradiol is the principal intracellular human estrogen and is substantially more potent than its metabolites, estrone and estriol, at the receptor level.

The primary source of estrogen in normally cycling adult women is the ovarian follicle, which secretes 70 to 500 mcg of estradiol daily, depending on the phase of the menstrual cycle. After menopause, most endogenous estrogen is produced by conversion of androstenedione, secreted by the adrenal cortex, to

estrone in the peripheral tissues. Thus, estrone and the sulfate conjugated form, estrone sulfate, are the most abundant circulating estrogens in postmenopausal women.

Estrogens act through binding to nuclear receptors in estrogen-responsive tissues. To date, two estrogen receptors have been identified. These vary in proportion from tissue to tissue.

Circulating estrogens modulate the pituitary secretion of the gonadotropins, luteinizing hormone (LH) and follicle stimulating hormone (FSH), through a negative feedback mechanism. Estrogens act to reduce the elevated levels of these hormones seen in postmenopausal women.

Pharmacokinetics

Absorption

Estrogens used in therapeutics are well absorbed through the skin, mucous membranes, and the gastrointestinal (GI) tract. The vaginal delivery of estrogens circumvents first-pass metabolism.

In a Phase I study of 14 postmenopausal women, the insertion of ESTRING (estradiol vaginal ring) rapidly increased serum estradiol (E_2) levels. The time to attain peak serum estradiol levels (T_{max}) was 0.5 to 1 hour. Peak serum estradiol concentrations post-initial burst declined rapidly over the next 24 hours and were virtually indistinguishable from the baseline mean (range: 5 to 22 pg/mL). Serum levels of estradiol and estrone (E_1) over the following 12 weeks during which the ring was maintained in the vaginal vault remained relatively unchanged (see Table 1).

The initial estradiol peak post-application of the second ring in the same women resulted in ~38 percent lower C_{max} , apparently due to reduced systemic absorption via the treated vaginal epithelium. The relative systemic exposure from the initial peak of ESTRING accounted for approximately 4 percent of the total estradiol exposure over the 12-week period.

The release of estradiol from ESTRING was demonstrated in a Phase II study of 222 postmenopausal women who inserted up to four rings consecutively at three-month intervals. Systemic delivery of estradiol from ESTRING resulted in mean steady state serum estradiol estimates of 7.8, 7.0, 7.0, 8.1 pg/mL at weeks 12, 24, 36, and 48, respectively. Similar reproducibility is also seen in levels of estrone. The systemic exposure to estradiol and estrone was within the range observed in untreated women after the first eight hours.

In postmenopausal women, mean dose of estradiol systemically absorbed unchanged from ESTRING is ~8 percent [95 percent CI: 2.8–12.8 percent] of the daily amount released locally.

TABLE 1: PHARMACOKINETIC MEAN ESTIMATES FOLLOWING SINGLE ESTRING APPLICATION

Estrogen	C_{max} (pg/mL)	$C_{ss-48\text{ hr}}$ (pg/mL)	C_{ss-4w} (pg/mL)	C_{ss-12w} (pg/mL)
Estradiol (E_2)	63.2 ^a	11.2	9.5	8.0
Baseline-adjusted E_2 ^b	55.6	3.6	2.0	0.4
Estrone (E_1)	66.3	52.5	43.8	47.0
Baseline-adjusted E_1	20.0	6.2	-2.4	0.8

^a n=14 ^bBased on means

Distribution

The distribution of exogenous estrogens is similar to that of endogenous estrogens. Estrogens are widely distributed in the body and are generally found in higher concentrations in the sex hormone target organs. Estrogens circulate in the blood largely bound to sex hormone binding globulin (SHBG) and albumin.

Metabolism

Exogenous estrogens are metabolized in the same manner as endogenous estrogens. Circulating estrogens exist in a dynamic equilibrium of metabolic interconversions. These transformations take place mainly in the liver. Estradiol is converted reversibly to estrone, and both can be converted to estriol, which is a major urinary metabolite. Estrogens also undergo enterohepatic recirculation via sulfate and glucuronide conjugation in the liver, biliary secretion of conjugates into the intestine, and hydrolysis in the intestine followed by reabsorption. In postmenopausal women, a significant proportion of the circulating estrogens exist as sulfate conjugates, especially estrone sulfate, which serves as a circulating reservoir for the formation of more active estrogens.

Excretion

Estradiol, estrone, and estriol are excreted in the urine along with glucuronide and sulfate conjugates.

Special Populations

No pharmacokinetic studies were conducted with Estring in specific populations, including women with renal or hepatic impairment.

Drug Interactions

No formal drug interactions studies have been done with ESTRING.

In vitro and *in vivo* studies have shown that systemic estrogens are metabolized partially by cytochrome P450 3A4 (CYP3A4). Therefore, inducers or inhibitors of CYP3A4 may affect estrogen metabolism. Inducers of CYP3A4 such as St. John's Wort (*Hypericum perforatum*) preparations, phenobarbital, carbamazepine, and rifampin may reduce plasma concentrations of estrogens, possibly resulting in a decrease in systemic effects and/or changes in the uterine bleeding profile. Inhibitors of CYP3A4 such as erythromycin, clarithromycin, ketoconazole, itraconazole, ritonavir and grapefruit juice may increase plasma concentrations of estrogens and may result in side effects.

CLINICAL STUDIES

Effects on vulvar and vaginal atrophy

Two controlled studies have demonstrated the efficacy of ESTRING (estradiol vaginal ring) in the treatment of postmenopausal urogenital symptoms due to estrogen deficiency.

In a U.S. study where ESTRING was compared with conjugated estrogens vaginal cream, no difference in efficacy between the treatment groups was found with respect to improvement in the physician's global assessment of vaginal symptoms (83 percent and 82 percent of patients receiving ESTRING and cream, respectively) and in the patient's global assessment of vaginal symptoms (83 percent and 82 percent of patients receiving ESTRING and cream, respectively) after 12 weeks of treatment. In an Australian study, ESTRING was also compared with conjugated estrogens vaginal cream and no difference in the physician's assessment of improvement of vaginal mucosal atrophy (79 percent and 75 percent for

ESTRING and cream, respectively) or in the patient's assessment of improvement in vaginal dryness (82 percent and 76 percent for ESTRING and cream, respectively) after 12 weeks of treatment.

In the U.S. study, symptoms of dysuria and urinary urgency improved in 74 percent and 65 percent, respectively, of patients receiving ESTRING as assessed by the patient. In the Australian study, symptoms of dysuria and urinary urgency improved in 90 percent and 71 percent, respectively, of patients receiving ESTRING as assessed by the patient.

In both studies, ESTRING and conjugated estrogens vaginal cream had a similar ability to reduce vaginal pH levels and to mature the vaginal mucosa (as measured cytologically using the maturation index and/or the maturation value) after 12 weeks of treatment. In supportive studies, ESTRING was also shown to have a similar significant treatment effect on the maturation of the urethral mucosa.

Endometrial overstimulation, as evaluated in non-hysterectomized patients participating in the U.S. study by the progestogen challenge test and pelvic sonogram, was reported for none of the 58 (0 percent) patients receiving ESTRING and 4 of the 35 patients (11 percent) receiving conjugated estrogens vaginal cream.

Of the U.S. women who completed 12 weeks of treatment, 95 percent rated product comfort for ESTRING as excellent or very good compared with 65 percent of patients receiving conjugated estrogens vaginal cream, 95 percent of ESTRING patients judged the product to be very easy or easy to use compared with 88 percent of cream patients, and 82 percent gave ESTRING an overall rating of excellent or very good compared with 58 percent for the cream.

Women's Health Initiative Studies

The WHI enrolled approximately 27,000 predominantly healthy postmenopausal women in two substudies to assess the risks and benefits of daily oral CE (0.625 mg)-alone or in combination with MPA (2.5 mg) compared to placebo in the prevention of certain chronic diseases. The primary endpoint was the incidence of coronary heart disease (CHD) (defined as nonfatal MI, silent MI and CHD death), with invasive breast cancer as the primary adverse outcome. A "global index" included the earliest occurrence of CHD, invasive breast cancer, stroke, PE, endometrial cancer (only in the CE plus MPA substudy), colorectal cancer, hip fracture, or death due to other cause. These substudies did not evaluate the effects of CE or CE plus MPA on menopausal symptoms.

WHI Estrogen-Alone Substudy

The WHI estrogen-alone substudy was stopped early because an increased risk of stroke was observed, and it was deemed that no further information would be obtained regarding the risks and benefits of estrogen-alone in predetermined primary endpoints. Results of the estrogen-alone substudy, which included 10,739 women (average 63 years of age, range 50 to 79; 75.3 percent White, 15.1 percent Black, 6.1 percent Hispanic, 3.6 percent Other), after an average follow-up of 7.1 years are presented in Table 2.

TABLE 2 - Relative and Absolute Risk Seen in the Estrogen-Alone Substudy of WHI^a

Event	Relative Risk CE vs. Placebo (95% nCI ^b)	CE n = 5,310	Placebo n = 5,429
		Absolute Risk per 10,000 Women-Years	
CHD events ^c	0.95 (0.78-1.16)	54	57
<i>Non-fatal MI^c</i>	<i>0.91 (0.73-1.14)</i>	<i>40</i>	<i>43</i>
<i>CHD death^c</i>	<i>1.01 (0.71-1.43)</i>	<i>16</i>	<i>16</i>
All Stroke ^c	1.33 (1.15-1.68)	45	33
<i>Ischemic stroke^c</i>	<i>1.55 (1.19-2.01)</i>	<i>38</i>	<i>25</i>
Deep vein thrombosis ^{c,d}	1.47 (1.06-2.06)	23	15
Pulmonary embolism ^c	1.37 (0.90-2.07)	14	10
Invasive breast cancer ^c	0.80 (0.62-1.04)	28	34
Colorectal cancer ^c	1.08 (0.75-1.55)	17	16
Hip fracture ^c	0.65 (0.45-0.94)	12	19
Vertebral fractures ^{c,d}	0.64 (0.44-0.93)	11	18
Lower arm/wrist fractures ^{c,d}	0.58 (0.47-0.72)	35	59
Total fractures ^{c,d}	0.71 (0.64-0.80)	144	197
Death due to other causes ^{e,f}	1.08 (0.88-1.32)	53	50
Overall mortality ^{c,d}	1.04 (0.88-1.22)	79	75
Global index ^g	1.02 (0.92-1.13)	206	201

^a Adapted from numerous WHI publications. WHI publications can be viewed at www.nhlbi.nih.gov/whi.

^b Nominal confidence intervals unadjusted for multiple looks and multiple comparisons.

^c Results are based on centrally adjudicated data for an average follow-up of 7.1 years.

^d Not included in “global index”.

^e Results are based on an average follow-up of 6.8 years.

^f All deaths, except from breast or colorectal cancer, definite or probable CHD, PE or cerebrovascular disease.

^g A subset of the events was combined in a “global index” defined as the earliest occurrence of CHD events, invasive breast cancer, stroke, pulmonary embolism, endometrial cancer, colorectal cancer, hip fracture, or death due to other causes.

For those outcomes included in the WHI "global index" that reached statistical significance, the absolute excess risk per 10,000 women-years in the group treated with CE-alone was 12 more strokes, while the absolute risk reduction per 10,000 women-years was 7 fewer hip fractures. The absolute excess risk of events included in the "global index" was a non-significant 5 events per 10,000 women-years. There was no difference between the groups in terms of all-cause mortality.

No overall difference for primary CHD events (nonfatal MI, silent MI and CHD death) and invasive breast cancer incidence in women receiving CE-alone compared with placebo was reported in final centrally adjudicated results from the estrogen-alone substudy, after an average follow-up of 7.1 years.

Centrally adjudicated results for stroke events from the estrogen-alone substudy, after an average follow-up of 7.1 years, reported no significant differences in distribution of stroke subtypes or severity, including

fatal strokes, in women receiving CE-alone compared to placebo. Estrogen alone increased the risk for ischemic stroke, and this excess risk was present in all subgroups of women examined (see Table 2).

Timing of initiation of estrogen-alone therapy relative to the start of menopause may affect the overall risk benefit profile. The WHI estrogen-alone substudy stratified by age showed in women 50 to 59 years of age a non-significant trend toward reduced risk for CHD [*hazard ratio (HR) 0.63 (95 percent CI, 0.36-1.09)*] and overall mortality [*HR 0.71 (95 percent CI, 0.46-1.11)*].

WHI Estrogen Plus Progestin Substudy

The WHI estrogen plus progestin substudy was also stopped early. According to the predefined stopping rule, after an average follow-up of 5.6 years of treatment, the increased risk of breast cancer and cardiovascular events exceeded the specified benefits included in the “global index.” The absolute excess risk of events included in the “global index” was 19 per 10,000 women-years.

For those outcomes included in the WHI “global index” that reached statistical significance after 5.6 years of follow-up, the absolute excess risks per 10,000 women-years in the group treated with CE plus MPA were 7 more CHD events, 8 more strokes, 10 more PEs, and 8 more invasive breast cancers, while the absolute risk reductions per 10,000 women-years were 6 fewer colorectal cancers and 5 fewer hip fractures.

Results of the CE plus MPA substudy, which included 16,608 women (average 63 years of age, range 50 to 79; 83.9 percent White, 6.8 percent Black, 5.4 percent Hispanic, 3.9 percent Other), are presented in Table 3. These results reflect centrally adjudicated data after an average follow-up of 5.6 years.

TABLE 3 - Relative and Absolute Risk Seen in the Estrogen Plus Progestin Substudy of WHI at an Average of 5.6 Years^{a,b}

Event	Relative Risk CE/MPA vs. Placebo (95% nCI ^c)	CE/MPA n = 8,506	Placebo n = 8,102
		Absolute Risk per 10,000 Women- Years	
CHD events	1.23 (0.99-1.53)	41	34
<i>Non-fatal MI</i>	<i>1.28 (1.00-1.63)</i>	31	25
<i>CHD death</i>	<i>1.10 (0.70-1.75)</i>	8	8
All Stroke	1.31 (1.03-1.68)	33	25
<i>Ischemic stroke</i>	<i>1.44 (1.09-1.90)</i>	26	18
Deep vein thrombosis ^d	1.95 (1.43-2.67)	26	13
Pulmonary embolism	2.13 (1.45-3.11)	18	8
Invasive breast cancer ^e	1.24 (1.01-1.54)	41	33
Colorectal cancer	0.61 (0.42-0.87)	10	16
Endometrial cancer ^d	0.81 (0.48-1.36)	6	7
Cervical cancer ^d	1.44 (0.47-4.42)	2	1
Hip fracture	0.67 (0.47-0.96)	11	16
Vertebral fractures ^d	0.65 (0.46-0.92)	11	17

Event	Relative Risk CE/MPA vs. Placebo (95% nCI ^c)	CE/MPA n = 8,506	Placebo n = 8,102
		Absolute Risk per 10,000 Women- Years	
Lower arm/wrist fractures ^d	0.71 (0.59-0.85)	44	62
Total fractures	0.76 (0.69-0.83)	152	199
Overall mortality ^f	1.00 (0.83-1.19)	52	52
Global Index ^g	1.13 (1.02-1.25)	184	165

^a Adapted from numerous WHI publications. WHI publications can be viewed at www.nhlbi.nih.gov/whi.

^b Results are based on centrally adjudicated data.

^c Nominal confidence intervals unadjusted for multiple looks and multiple comparisons.

^d Not included in “global index”.

^e Includes metastatic and non-metastatic breast cancer with the exception of *in situ* breast cancer.

^f All deaths, except from breast or colorectal cancer, definite or probable CHD, PE or cerebrovascular disease.

^g A subset of the events was combined in a “global index”, defined as the earliest occurrence of CHD events, invasive breast cancer, stroke, pulmonary embolism, endometrial cancer, colorectal cancer, hip fracture, or death due to other causes.

Timing of initiation of estrogen plus progestin therapy relative to the start of menopause may affect the overall risk benefit profile. The WHI estrogen plus progestin substudy stratified by age showed in women 50 to 59 years of age a non-significant trend toward reduced risk for overall mortality [*HR 0.69 (95 percent CI, 0.44-1.07)*].

Women’s Health Initiative Memory Study

The WHIMS estrogen-alone ancillary study of WHI enrolled 2,947 predominantly healthy hysterectomized postmenopausal women 65 to 69 years of age (45 percent were 65 to 69 years of age, 36 percent were 70 to 74 years of age, and 19 percent were 75 years of age and older) to evaluate the effects of daily CE (0.625 mg)-alone on the incidence of probable dementia (primary outcome) compared to placebo.

After an average follow-up of 5.2 years, the relative risk of probable dementia for CE-alone versus placebo was 1.49 (95 percent CI, 0.83-2.66). The absolute risk of probable dementia for CE-alone versus placebo was 37 versus 25 cases per 10,000 women-years. Probable dementia as defined in the study included Alzheimer’s disease (AD), vascular dementia (VaD) and mixed type (having features of both AD and VaD). The most common classification of probable dementia in the treatment group and the placebo group was AD. Since the ancillary study was conducted in women 65 to 79 years of age, it is unknown whether these findings apply to younger postmenopausal women. (See **BOXED WARNINGS, WARNINGS, Probable Dementia**, and **PRECAUTIONS, Geriatric Use**.)

The WHIMS ancillary study enrolled 4,532 predominantly healthy postmenopausal women 65 years of age and older (47 percent were 65 to 69 years of age, 35 percent were 70 to 74 years of age, and 18 percent were 75 years of age and older) to evaluate the effects of daily CE (0.625 mg) plus MPA (2.5 mg) on the incidence of probable dementia (primary outcome) compared to placebo.

After an average follow-up of 4 years, the relative risk of probable dementia for CE plus MPA versus placebo was 2.05 (95 percent CI, 1.21-3.48). The absolute risk of probable dementia for CE plus MPA

versus placebo was 45 versus 22 cases per 10,000 women-years. Probable dementia as defined in the study included AD, VaD and mixed types (having features of both AD and VaD). The most common classification of probable dementia in the treatment group and the placebo group was AD. Since the ancillary study was conducted in women 65 to 79 years of age, it is unknown whether these findings apply to younger postmenopausal women. (See **WARNINGS, Probable Dementia** and **PRECAUTIONS, Geriatric Use.**)

When data from the two populations were pooled as planned in the WHIMS protocol, the reported overall relative risk for probable dementia was 1.76 (95 percent CI, 1.19-2.60). Differences between groups became apparent in the first year of treatment. It is unknown whether these findings apply to younger postmenopausal women. (See **WARNINGS, Probable Dementia**, and **PRECAUTIONS, Geriatric Use.**)

INDICATIONS AND USAGE

ESTRING is indicated for the treatment of moderate to severe symptoms of vulvar and vaginal atrophy due to menopause.

CONTRAINDICATIONS

ESTRING is contraindicated in women with any of the following conditions:

1. Undiagnosed abnormal genital bleeding.
2. Known, suspected, or history of breast cancer.
3. Known or suspected estrogen-dependent neoplasia.
4. Active DVT, PE, or a history of these conditions.
5. Active arterial thromboembolic disease (for example, stroke and MI), or a history of these conditions.
6. Known anaphylactic reaction or angioedema or hypersensitivity to ESTRING.
7. Known liver impairment or disease.
8. Known protein C, protein S, or antithrombin deficiency, or other known thrombophilic disorders.
9. Known or suspected pregnancy.

WARNINGS

See **BOXED WARNINGS**

ESTRING is a vaginal administered product with low systemic absorption following continuous use for 3 months (see **CLINICAL PHARMACOLOGY, Pharmacokinetics, Absorption**). However, the warnings, precautions, and adverse reactions associated with oral estrogen and/or progestin therapy should be considered in the absence of comparable data with other dosage forms of estrogens and/or progestins.

1. Cardiovascular Disorders

An increased risk of stroke and DVT has been reported with estrogen-alone therapy. An increased risk of stroke, DVT, PE, and MI has been reported with estrogen plus progestin therapy. Should any of these occur or be suspected, estrogens with or without progestin therapy should be discontinued immediately.

Risk factors for arterial vascular disease (for example, hypertension, diabetes mellitus, tobacco use, hypercholesterolemia, and obesity) and/or venous thromboembolism (VTE) (for example, personal history or family history of VTE, obesity, and systemic lupus erythematosus) should be managed appropriately.

a. Stroke

In the WHI estrogen-alone substudy, a statistically significant increased risk of stroke was reported in women 50 to 79 years of age receiving daily CE (0.625 mg)-alone compared to women in the same age group receiving placebo (45 versus 33 per 10,000 women-years). The increase in risk was demonstrated in year one and persisted. (See **CLINICAL STUDIES**.) Should a stroke occur or be suspected, estrogen-alone therapy should be discontinued immediately.

Subgroup analyses of women 50 to 59 years of age suggest no increased risk of stroke for those women receiving CE (0.625 mg)-alone versus those receiving placebo (18 versus 21 per 10,000 women-years).

In the WHI estrogen plus progestin substudy, a statistically significant increased risk of stroke was reported in women 50 to 79 years of age receiving daily CE (0.625 mg) plus MPA (2.5 mg) compared to women in the same age group receiving placebo (33 versus 25 per 10,000 women-years). The increase in risk was demonstrated after the first year and persisted. (See **CLINICAL STUDIES**.) Should a stroke occur or be suspected, estrogen plus progestin therapy should be discontinued immediately.

b. Coronary Heart Disease

In the WHI estrogen-alone substudy, no overall effect on CHD events (defined as nonfatal MI, silent MI and CHD death) was reported in women receiving estrogen-alone compared to placebo. (See **CLINICAL STUDIES**.)

Subgroup analyses of women 50 to 59 years of age suggest a statistically non-significant reduction in CHD events (CE [0.625 mg]-alone compared to placebo) in women with less than 10 years since menopause (8 versus 16 per 10,000 women-years).

In the WHI estrogen plus progestin substudy, there was a statistically non-significant increased risk of CHD events reported in women receiving daily CE (0.625 mg) plus MPA (2.5 mg) compared to women receiving placebo (41 versus 34 per 10,000 women-years). An increase in relative risk was demonstrated in year 1, and a trend toward decreasing relative risk was reported in years 2 through 5. (See **CLINICAL STUDIES**.)

In postmenopausal women with documented heart disease (n = 2,763, average 66.7 years of age), in a controlled clinical trial of secondary prevention of cardiovascular disease (Heart and Estrogen/Progestin Replacement Study [HERS]), treatment with daily CE (0.625 mg) plus MPA (2.5 mg) demonstrated no cardiovascular benefit. During an average follow-up of 4.1 years, treatment with CE plus MPA did not reduce the overall rate of CHD events in postmenopausal women with established CHD. There were more CHD events in the CE plus MPA-treated group than in the placebo group in year 1, but not during the subsequent years. Two thousand three hundred and twenty-one (2,321) women from the original HERS trial agreed to participate in an open label extension of HERS, HERS II. Average follow-up in HERS II was an additional 2.7 years, for a total of 6.8 years overall. Rates of CHD events were comparable among women in the combined continuous CE plus MPA treatment group and the placebo group in HERS, HERS II, and overall.

c. Venous Thromboembolism

In the WHI estrogen-alone substudy, the risk of VTE (DVT and PE) was increased for women receiving daily CE (0.625 mg)-alone compared to women receiving placebo (30 versus 22 per 10,000 women-years), although only the increased risk of DVT reached statistical significance (23 versus 15 per 10,000

women-years). The increase in VTE risk was demonstrated during the first 2 years. (See **CLINICAL STUDIES**.) Should a VTE occur or be suspected, estrogen-alone therapy should be discontinued immediately.

In the WHI estrogen plus progestin substudy, a statistically significant 2-fold greater rate of VTE was reported in women receiving daily CE (0.625 mg) plus MPA (2.5 mg) compared to women receiving placebo (35 versus 17 per 10,000 women-years). Statistically significant increases in risk for both DVT (26 versus 13 per 10,000 women-years) and PE (18 versus 8 per 10,000 women-years) were also demonstrated. The increase in VTE risk was observed during the first year and persisted. (See **CLINICAL STUDIES**.) Should a VTE occur or be suspected, estrogen plus progestin therapy should be discontinued immediately.

If feasible, estrogens should be discontinued at least 4 to 6 weeks before surgery of the type associated with an increased risk of thromboembolism, or during periods of prolonged immobilization.

2. Malignant Neoplasms

a. Endometrial Cancer

An increased risk of endometrial cancer has been reported with the use of unopposed estrogen therapy in a woman with a uterus. The reported endometrial cancer risk among unopposed estrogen users is about 2 to 12-times greater than in non-users, and appears dependent on duration of treatment and on estrogen dose. Most studies show no significant increased risk associated with use of estrogens for less than 1 year. The greatest risk appears associated with prolonged use, with increased risks of 15 to 24-fold for 5 to 10 years or more. This risk has been shown to persist for at least 8 to 15 years after estrogen therapy is discontinued.

Clinical surveillance of all women using estrogen-alone or estrogen plus progestin therapy is important. Adequate diagnostic measures, including directed or random endometrial sampling when indicated, should be undertaken to rule out malignancy in postmenopausal women with undiagnosed persistent or recurring abnormal vaginal bleeding. There is no evidence that the use of natural estrogens results in a different endometrial risk profile than synthetic estrogens of equivalent estrogen dose. Adding a progestin to estrogen therapy has been shown to reduce the risk of endometrial hyperplasia, which may be a precursor to endometrial cancer.

b. Breast Cancer

The most important randomized clinical trial providing information about breast cancer in estrogen-alone users is the WHI substudy of daily CE (0.625 mg)-alone. In the WHI estrogen-alone substudy, after an average follow-up of 7.1 years, daily CE (0.625 mg)-alone was not associated with an increased risk of invasive breast cancer (relative risk [RR] 0.80). (See **CLINICAL STUDIES**.)

The most important randomized clinical trial providing information about breast cancer in estrogen plus progestin users is the WHI substudy of daily CE (0.625 mg) plus MPA (2.5 mg). After a mean follow-up of 5.6 years, the estrogen plus progestin substudy reported an increased risk of invasive breast cancer in women who took daily CE plus MPA.

In this substudy, prior use of estrogen-alone or estrogen plus progestin therapy was reported by 26 percent of the women. The relative risk of invasive breast cancer was 1.24, and the absolute risk was 41 versus 33 cases per 10,000 women-years, for CE plus MPA compared with placebo. Among women who reported prior use of hormone therapy, the relative risk of invasive breast cancer was 1.86, and the absolute risk was 46 versus 25 cases per 10,000 women-years, for CE plus MPA compared with placebo. Among

women who reported no prior use of hormone therapy, the relative risk of invasive breast cancer was 1.09, and the absolute risk was 40 versus 36 cases per 10,000 women-years, for CE plus MPA compared with placebo. In the same substudy, invasive breast cancers were larger, were more likely to be node positive, and were diagnosed at a more advanced stage in the CE (0.625 mg) plus MPA (2.5 mg) group compared with the placebo group. Metastatic disease was rare with no apparent difference between the two groups. Other prognostic factors such as histologic subtype, grade and hormone receptor status did not differ between the groups. (See **CLINICAL STUDIES**.) Consistent with the WHI clinical trial, observational studies have also reported an increased risk of breast cancer for estrogen plus progestin therapy, and a smaller increased risk for estrogen-alone therapy, after several years of use. The risk increased with duration of use, and appeared to return to baseline in about 5 years after stopping treatment (only the observational studies have substantial data on risk after stopping). Observational studies also suggest that the risk of breast cancer was greater, and became apparent earlier, with estrogen plus progestin therapy as compared to estrogen-alone therapy. However, these studies have not generally found significant variation in the risk of breast cancer among different estrogen plus progestin combinations, doses, or routes of administration.

The use of estrogen alone and estrogen plus progestin has been reported to result in an increase in abnormal mammograms requiring further evaluation. All women should receive yearly breast exams by a healthcare provider and perform monthly breast self-examinations. In addition, mammography examinations should be scheduled based on patient age, risk factors, and prior mammogram results.

c. Ovarian Cancer

The WHI estrogen plus progestin substudy reported a statistically non-significant increased risk of ovarian cancer. After an average follow-up of 5.6 years, the relative risk for ovarian cancer for CE plus MPA versus placebo was 1.58 (95 percent CI, 0.77-3.24). The absolute risk for CE plus MPA was 4 versus 3 cases per 10,000 women-years. In some epidemiologic studies, the use of estrogen plus progestin and estrogen-only products, in particular for 5 or more years, has been associated with an increased risk of ovarian cancer. However, the duration of exposure associated with increased risk is not consistent across all epidemiologic studies, and some report no association.

3. Probable Dementia

In the WHIMS estrogen-alone ancillary study of WHI, a population of 2,947 hysterectomized women 65 to 79 years of age was randomized to daily CE (0.625 mg)-alone or placebo. After an average follow-up of 5.2 years, 28 women in the CE-alone group and 19 women in the placebo group were diagnosed with probable dementia. The relative risk of probable dementia for CE-alone versus placebo was 1.49 (95 percent CI, 0.83-2.66). The absolute risk of probable dementia for CE-alone versus placebo was 37 versus 25 cases per 10,000 women-years. (See **CLINICAL STUDIES** and **PRECAUTIONS, Geriatric Use**.)

In the WHIMS estrogen plus progestin ancillary study, a population of 4,532 postmenopausal women 65 to 79 years of age was randomized to daily CE (0.625 mg) plus MPA (2.5 mg) or placebo.

After an average follow-up of 4 years, 40 women in the CE plus MPA group and 21 women in the placebo group were diagnosed with probable dementia. The relative risk of probable dementia for CE/MPA versus placebo was 2.05 (95 percent CI, 1.21-3.48). The absolute risk of probable dementia for CE/MPA versus placebo was 45 versus 22 cases per 10,000 women-years. (See **CLINICAL STUDIES** and **PRECAUTIONS, Geriatric Use**.)

When data from the two populations in the WHIMS estrogen-alone and estrogen plus progestin ancillary studies were pooled as planned in the WHIMS protocol, the reported overall relative risk for probable dementia was 1.76 (95 percent CI, 1.19-2.60). Since both ancillary studies were conducted in women 65 to 79 years of age, it is unknown whether these findings apply to younger postmenopausal women. (See **PRECAUTIONS, Geriatric Use.**)

4. Gallbladder Disease

A 2- to 4-fold increase in the risk of gallbladder disease requiring surgery in postmenopausal women receiving estrogens has been reported.

5. Hypercalcemia

Estrogen administration may lead to severe hypercalcemia in patients with breast cancer and bone metastases. If hypercalcemia occurs, use of the drug should be stopped and appropriate measures taken to reduce the serum calcium level.

6. Visual abnormalities

Retinal vascular thrombosis has been reported in patients receiving estrogens. Discontinue medication pending examination if there is sudden partial or complete loss of vision, or a sudden onset of proptosis, diplopia, or migraine. If examination reveals papilledema or retinal vascular lesions, estrogens should be discontinued.

7. Hereditary Angioedema

Exogenous estrogens may exacerbate symptoms of angioedema in women with hereditary angioedema.

PRECAUTIONS

A. General

1. Addition of a progestin when a woman has not had a hysterectomy

Studies of the addition of a progestin for 10 or more days of a cycle of estrogen administration, or daily with estrogen in a continuous regimen, have reported a lowered incidence of endometrial hyperplasia than would be induced by estrogen treatment alone. Endometrial hyperplasia may be a precursor to endometrial cancer.

There are, however, possible risks that may be associated with the use of progestins with estrogens compared to estrogen alone regimens. These include a possible increased risk of breast cancer.

2. Elevated blood pressure

In a small number of case reports, substantial increases in blood pressure have been attributed to idiosyncratic reactions to estrogens. In a large, randomized, placebo-controlled clinical trial, a generalized effect of estrogen therapy on blood pressure was not seen.

3. Hypertriglyceridemia

In women with pre-existing hypertriglyceridemia, estrogen therapy may be associated with elevations of plasma triglycerides leading to pancreatitis. Consider discontinuation of treatment if pancreatitis occurs.

4. Hepatic impairment and/or past history of cholestatic jaundice

Estrogens may be poorly metabolized in patients with impaired liver function. For women with a history of cholestatic jaundice associated with past estrogen use or with pregnancy, caution should be exercised and in the case of recurrence, medication should be discontinued.

5. Hypothyroidism

Estrogen administration leads to increased thyroid-binding globulin (TBG) levels. Women with normal thyroid function can compensate for the increased TBG by making more thyroid hormone, thus maintaining free T₄ and T₃ serum concentrations in the normal range. Women dependent on thyroid hormone replacement therapy who are also receiving estrogens may require increased doses of their thyroid replacement therapy. These women should have their thyroid function monitored in order to maintain their free thyroid hormone levels in an acceptable range.

6. Hypocalcemia

Estrogen therapy should be used with caution in women with hypoparathyroidism as estrogen-induced hypocalcemia may occur.

7. Fluid retention

Estrogens may cause some degree of fluid retention. Women with conditions that might be influenced by this factor, such as a cardiac or renal impairment, warrant careful observation when estrogen-alone is prescribed.

8. Exacerbation of endometriosis

A few cases of malignant transformation of residual endometrial implants have been reported in women treated post-hysterectomy with estrogen-alone therapy. For women known to have residual endometriosis post-hysterectomy, the addition of progestin should be considered.

9. Exacerbation of other conditions

Estrogen therapy may cause an exacerbation of asthma, diabetes mellitus, epilepsy, migraine, porphyria, systemic lupus erythematosus, and hepatic hemangiomas and should be used with caution in women with these conditions.

10. Location of ESTRING

Some women have experienced moving or gliding of ESTRING within the vagina. Instances of ESTRING being expelled from the vagina in connection with moving the bowels, strain, or constipation have been reported. If this occurs, ESTRING can be rinsed in lukewarm water and reinserted into the vagina by the patient.

11. Vaginal Irritation

ESTRING may not be suitable for women with narrow, short, or stenosed vaginas. Narrow vagina, vaginal stenosis, prolapse, and vaginal infections are conditions that make the vagina more susceptible to ESTRING-caused irritation or ulceration. Women with signs or symptoms of vaginal irritation should alert their physician.

12. Vaginal Infection

Vaginal infection is generally more common in postmenopausal women due to the lack of the normal flora of fertile women, especially lactobacillus, and the subsequent higher pH. Vaginal infections should be treated with appropriate antimicrobial therapy before initiation of ESTRING. If a vaginal infection develops during use of ESTRING, then ESTRING should be removed and reinserted only after the infection has been appropriately treated.

B. Patient Information

Physicians are advised to discuss the **PATIENT INFORMATION** leaflet with women for whom they prescribe ESTRING.

C. Laboratory Tests

Serum FSH and estradiol levels have not been shown to be useful in the management of moderate to severe symptoms of vulvar and vaginal atrophy.

D. Drug and Laboratory Test Interactions

1. Accelerated prothrombin time, partial thromboplastin time, and platelet aggregation time; increased platelet count; increased factors II, VII antigen, VIII antigen, VIII coagulant activity, IX, X, XII, VII-X complex, II-VII-X complex, and beta-thromboglobulin; decreased levels of anti-factor Xa and antithrombin III, decreased antithrombin III activity; increased levels of fibrinogen and fibrinogen activity; increased plasminogen antigen and activity.
2. Increased thyroid-binding globulin (TBG) levels leading to increased circulating total thyroid hormone levels, as measured by protein-bound iodine (PBI), T₄ levels (by column or by radioimmunoassay) or T₃ levels by radioimmunoassay. T₃ resin uptake is decreased, reflecting the elevated TBG. Free T₄ and free T₃ concentrations are unaltered. Women on thyroid replacement therapy may require higher doses of thyroid hormone.
3. Other binding proteins may be elevated in serum, (i.e., corticosteroid binding globulin [CBG], sex hormone-binding globulin [SHBG]), leading to increased circulating corticosteroid and sex steroids, respectively. Free hormone concentrations, such as testosterone and estradiol, may be decreased. Other plasma proteins may be increased (angiotensinogen/renin substrate, alpha-1-antitrypsin, ceruloplasmin).
4. Increased plasma high-density (HDL) and HDL₂ cholesterol subfraction concentrations, reduced low-density (LDL) cholesterol concentration, increased triglycerides levels.
5. Impaired glucose tolerance.

E. Carcinogenesis, Mutagenesis, and Impairment of Fertility

Long-term, continuous administration of natural and synthetic estrogens in certain animal species increases the frequency of carcinomas of the breast, uterus, cervix, vagina, testes and liver.

F. Pregnancy

ESTRING should not be used during pregnancy. (See **CONTRAINDICATIONS**.)

There appears to be little or no increased risk of birth defects in children born to women who have used estrogens and progestins as an oral contraceptive inadvertently during early pregnancy.

G. Nursing Mothers

ESTRING should not be used during lactation. Estrogen administration to nursing women has been shown to decrease the quantity and quality of the breast milk. Detectable amounts of estrogens have been identified in the breast milk of mothers receiving estrogens. Caution should be exercised when ESTRING is administered to a nursing woman.

H. Pediatric Use

ESTRING is not indicated in children. Clinical studies have not been conducted in the pediatric population.

I. Geriatric Use

There have not been sufficient numbers of geriatric patients involved in studies utilizing ESTRING to determine whether those over 65 years of age differ from younger subjects in their response to ESTRING.

The Women's Health Initiative Study

In the WHI estrogen-alone substudy (daily CE [0.625 mg]-alone versus placebo), there was a higher relative risk of stroke in women greater than 65 years of age. (See **CLINICAL STUDIES**.)

In the WHI estrogen plus progestin substudy (daily CE [0.625 mg] plus MPA [2.5 mg] versus placebo), there was a higher relative risk of nonfatal stroke and invasive breast cancer in women greater than 65 years of age. (See **CLINICAL STUDIES**.)

The Women's Health Initiative Memory Study

In the WHIMS ancillary studies of postmenopausal women 65 to 79 years of age, there was an increased risk of developing probable dementia in women receiving estrogen-alone or estrogen plus progestin when compared to placebo. (See **CLINICAL STUDIES**.)

Since both ancillary studies were conducted in women 65 to 79 years of age, it is unknown whether these findings apply to younger postmenopausal women.

ADVERSE REACTIONS

See **BOXED WARNINGS, WARNINGS** and **PRECAUTIONS**

Because clinical trials are conducted under widely varying conditions, adverse reaction rates observed in the clinical trials of a drug cannot be directly compared to rates in the clinical trials of another drug and may not reflect the rates observed in practice.

In the two ESTRING controlled studies, discontinuation of treatment due to an adverse event was required by 5.4 percent of patients receiving ESTRING and 3.9 percent of patients receiving conjugated estrogens vaginal cream. The most common reasons for withdrawal from ESTRING treatment due to an adverse event were vaginal discomfort and gastrointestinal symptoms.

The adverse events reported with a frequency of 3 percent or greater in the two pivotal controlled studies by patients receiving ESTRING or conjugated estrogens vaginal cream are listed in Table 4.

Table 4: Adverse Events Reported by 3 Percent or More of Patients Receiving Either ESTRING or Conjugated Estrogens Vaginal Cream in Two Pivotal Controlled Studies

ADVERSE EVENT	ESTRING (n = 257) %	Conjugated Estrogens Vaginal Cream (n = 129) %
Musculoskeletal		
Back Pain	6	8
Arthritis	4	2
Arthralgia	3	5
Skeletal Pain	2	4
CNS/Peripheral Nervous System		
Headache	13	16
Psychiatric		
Insomnia	4	0
Gastrointestinal		
Abdominal Pain	4	2
Nausea	3	2
Respiratory		
Upper Respiratory Tract Infection	5	6
Sinusitis	4	3
Pharyngitis	1	3
Urinary		
Urinary Tract Infection	2	7
Female Reproductive		
Leukorrhea	7	3
Vaginitis	5	2
Vaginal Discomfort/Pain	5	5
Vaginal Hemorrhage	4	5
Asymptomatic Genital Bacterial Growth	4	6
Breast Pain	1	7
Resistance Mechanisms		
Genital Moniliasis	6	7
Body as a Whole		
Flu-Like Symptoms	3	2
Hot Flushes	2	3
Allergy	1	4
Miscellaneous		
Family Stress	2	3

Postmarketing Experience

Cases of toxic shock syndrome (TSS) have been reported in women using vaginal rings. TSS is a rare, but serious disease that may cause death. Warning signs of TSS include fever, nausea, vomiting, diarrhea, muscle pain, dizziness, faintness, or a sunburn-rash on face and body.

Vaginal erosion, vaginal ulceration, adherence of the vaginal ring to the vaginal wall:

- Cases of ring adherence to the vaginal wall, making ring removal difficult, have occurred. Some cases have required surgical removal of vaginal rings.

- Cases of vaginal erosion and vaginal ulceration that may manifest as vaginal irritation, erythema, abrasion or spotting have occurred.

Vaginal wall ulceration or erosion should be carefully evaluated. If an ulceration or erosion has occurred, consideration should be given to leaving the ring out and not replacing it until healing is complete in order to prevent the ring from adhering to the healing tissue.

Cases of bowel obstruction and vaginal ring use have been reported. Persistent abdominal complaints consistent with obstruction should be carefully evaluated.

Cases of hypersensitivity have been reported.

The following additional adverse events were reported at least once by patients receiving ESTRING in the worldwide clinical program, which includes controlled and uncontrolled studies. A causal relationship with ESTRING has not been established.

Body as a Whole: allergic reaction

CNS/Peripheral Nervous System: dizziness

Gastrointestinal: enlarged abdomen, vomiting

Metabolic/Nutritional Disorders: weight decrease or increase

Musculoskeletal: arthropathy (including arthrosis)

Psychiatric: depression, decreased libido, nervousness

Reproductive: breast engorgement, breast enlargement, intermenstrual bleeding, genital edema, vulval disorder

Skin/Appendages: pruritus, pruritus ani

Urinary: micturition frequency, urethral disorder

Vascular: thrombophlebitis

Vision: abnormal vision

OVERDOSAGE

Overdosage of estrogen may cause nausea, vomiting, breast tenderness, abdominal pain, drowsiness and fatigue, and withdrawal bleeding may occur in women. Treatment of overdose consists of discontinuation of ESTRING together with institution of appropriate symptomatic care.

DOSAGE AND ADMINISTRATION

One ESTRING (estradiol vaginal ring) is to be inserted as deeply as possible into the upper one-third of the vaginal vault. The ring is to remain in place continuously for three months, after which it is to be removed and, if appropriate, replaced by a new ring. The need to continue treatment should be assessed at 3 or 6 month intervals.

Should the ring be removed or fall out at any time during the 90-day treatment period, the ring should be rinsed in lukewarm water and re-inserted by the patient, or, if necessary, by a physician or nurse.

Retention of the ring for greater than 90 days does not represent overdosage but will result in progressively greater underdosage with the attendant risk of loss of efficacy and increasing risk of vaginal infections and/or erosions.

Instructions for Use

ESTRING(estradiolvaginalring)insertion

The ring should be pressed into an oval and inserted into the upper third of the vaginal vault. The exact position is not critical. When ESTRING is in place, the patient should not feel anything. If the patient feels discomfort, ESTRING is probably not far enough inside. Gently push ESTRING further into the vagina.

ESTRINGuse

ESTRING should be left in place continuously for 90 days and then, if continuation of therapy is deemed appropriate, replaced by a new ESTRING.

The patient should not feel ESTRING when it is in place and it should not interfere with sexual intercourse. Straining at defecation may make ESTRING move down in the lower part of the vagina. If so, it may be pushed up again with a finger.

If ESTRING is expelled totally from the vagina, it should be rinsed in lukewarm water and reinserted by the patient (or doctor/nurse if necessary).

ESTRINGremoval

ESTRING may be removed by hooking a finger through the ring and pulling it out.

For patient instructions, see Patient Information.

HOW SUPPLIED

Each ESTRING (estradiol vaginal ring) is individually packaged in a heat-sealed rectangular pouch consisting of three layers, from outside to inside: polyester, aluminum foil, and low density polyethylene, respectively. The pouch is provided with a tear-off notch on one side.

NDC 0013-2150-36 ESTRING (estradiol vaginal ring) 2 mg - available in single packs.

STORAGE - Store at controlled room temperature 15° to 25 °C (59 °F to 77 °F).

Rx only



LAB-0082-8.1
Revised 09/2015

PATIENT INFORMATION

ESTRING (estradiol vaginal ring)

Read this Patient Information before you start using ESTRING and each time you get a refill. There may be new information. This information does not take the place of talking to your healthcare provider about your menopausal symptoms or your treatment.

What is the most important information I should know about ESTRING (an estrogen hormone)?

- Using estrogen-alone may increase your chance of getting cancer of the uterus (womb). Report any unusual vaginal bleeding right away while you are using ESTRING. Vaginal bleeding after menopause may be a warning sign of cancer of the uterine (womb). Your healthcare provider should check any unusual vaginal bleeding to find out the cause.
- Do not use estrogen-alone to prevent heart disease, heart attacks, strokes, or dementia (decline in brain function).
- Using estrogen-alone may increase your chances of getting strokes or blood clots.
- Using estrogen-alone may increase your chance of getting dementia, based on a study of women 65 years of age or older.
- Do not use estrogens with progestins to prevent heart disease, heart attacks, strokes, or dementia.
- Using estrogens with progestins may increase your chance of getting heart attacks, strokes, breast cancer, or blood clots.
- Using estrogens with progestins may increase your chance of getting dementia, based on a study of women 65 years of age or older.
- You and your healthcare provider should talk regularly about whether you still need treatment with ESTRING.

What is ESTRING?

ESTRING (estradiol vaginal ring) is an off-white, soft, flexible ring with a center that contains 2 mg of estradiol (an estrogen hormone). ESTRING releases estradiol into the vagina in a consistent, stable manner for 90 days. The soft, flexible ring is placed in the upper third of the vagina (by the physician or the patient). ESTRING should be removed after 90 days of continuous use. If continuation of therapy is indicated, the flexible ring should be replaced.

What is ESTRING used for?

ESTRING is used after menopause to treat moderate to severe menopausal changes in and around the vagina.

You and your healthcare provider should talk regularly about whether you still need treatment with ESTRING to control these problems.

Who should not use ESTRING?

Do not start using ESTRING if you:

- **have unusual vaginal bleeding**

Vaginal bleeding after menopause may be a warning sign of cancer of the uterus (womb). Your healthcare provider should check any unusual vaginal bleeding to find out the cause.

- **currently have or have had certain cancers**

Estrogens may increase the chance of getting certain types of cancers, including cancer of the breast or uterus. If you have or had cancer, talk with your healthcare provider about whether you should use ESTRING.

- **had a stroke or heart attack**

- **currently have or have had blood clots**

- **currently have or have had liver problems**

- **have been diagnosed with a bleeding disorder**

- **are allergic to ESTRING or any of its ingredients**

See the list of ingredients in ESTRING at the end of this leaflet.

- **think you may be pregnant**

ESTRING is not for pregnant women. If you think you may be pregnant, you should have a pregnancy test and know the results. Do not use ESTRING if the test is positive and talk to your healthcare provider.

What should I tell my healthcare provider before I use ESTRING?

Before you use ESTRING, tell your healthcare provider if you:

- **have any unusual vaginal bleeding**

Vaginal bleeding after menopause may be a warning sign of cancer of the uterus (womb). Your healthcare provider should check any unusual vaginal bleeding to find out the cause.

- **have any other medical conditions**

Your healthcare provider may need to check you more carefully if you have certain conditions, such as asthma (wheezing), epilepsy (seizures), diabetes, migraine, endometriosis, lupus, angioedema (swelling of face and tongue), or problems with your heart, liver, thyroid, kidneys, or have high calcium levels in your blood.

- **are going to have surgery or will be on bed rest**

Your healthcare provider will let you know if you need to stop using ESTRING.

- **are breast feeding**

The hormone in ESTRING can pass into your breast milk.

Tell your healthcare provider about all the medicines you take including prescription and nonprescription medicines, vitamins, and herbal supplements. Some medicines may affect how ESTRING works. ESTRING may also affect how your other medicines work.

What are the possible side effects of ESTRING?

If you experience any of the following side-effects, immediately remove ESTRING if possible and contact your healthcare provider. If you experience difficulty or pain when trying to remove the ring please do not continue and contact your healthcare provider:

- Cases of toxic shock syndrome (TSS) have been reported in women using vaginal rings. Toxic shock syndrome is a rare but serious illness caused by a bacterial infection. Symptoms of TSS include fever, nausea, vomiting, diarrhea, muscle pain, dizziness, faintness, or a sunburn-like rash on face and body.
- Cases of the vaginal ring becoming attached to the vaginal wall, making ring removal difficult, have occurred. Some women have needed surgery to remove vaginal rings
- Cases of erosion (wearing away) and ulceration (holes) of the vaginal lining have also occurred. Symptoms of vaginal erosion and ulceration can include vaginal pain or soreness, vaginal bleeding, and redness, swelling, or scrapes in the vagina.
- Cases of bowel obstruction have been reported.
- Severe allergic reactions have been reported including skin rash, giant hives, swelling of the eyelids, face, lips, tongue or throat.

The most frequently reported side effect with ESTRING use is increased vaginal secretions. Many of these vaginal secretions are like those that occur normally prior to menopause and indicate that ESTRING is working. Vaginal secretions that are associated with a bad odor, vaginal itching, or other signs of vaginal infection are NOT normal and may indicate a risk or a cause for concern. Other side effects may include vaginal discomfort, abdominal pain, or genital itching.

What are the possible side effects of estrogens?

Side effects are grouped by how serious they are and how often they happen when you are treated.

Serious, but less common side effects include:

- heart attack
- stroke
- blood clots
- dementia
- breast cancer
- cancer of the lining of the uterus (womb)
- cancer of the ovary
- high blood pressure

- high blood sugar
- gallbladder disease
- liver problems
- changes in your thyroid hormone levels
- enlargement of benign tumors of the uterus (“fibroids”)

Call your healthcare provider right away if you get any of the following warning signs or any other unusual symptoms that concern you:

- new breast lumps
- unusual vaginal bleeding
- changes in vision or speech
- sudden new severe headaches
- severe pains in your chest or legs with or without shortness of breath, weakness and fatigue
- memory loss or confusion

Less serious, but common side effects include:

- headache
- breast pain
- irregular vaginal bleeding or spotting
- stomach or abdominal cramps, bloating
- nausea and vomiting
- fluid retention
- vaginal yeast infection

These are not all the possible side effects of ESTRING. For more information, ask your healthcare provider or pharmacist for advice about side effects. Tell your healthcare provider if you have any side effect that bothers you or does not go away.

Call your healthcare provider for medical advice about side effects. You may report side effects to FDA at 1-800-FDA-1088. You may report side effects to Pfizer at 1-800-438-1985.

What can I do to lower my chances of getting a serious side effect with ESTRING?

- Follow carefully the instructions for use.
- Talk with your healthcare provider regularly about whether you should continue using ESTRING.
- See your healthcare provider right away if you get vaginal bleeding while using ESTRING.
- If you have fever, nausea, vomiting, diarrhea, muscle pain, dizziness, faintness, or a sunburn-like rash on face and body, remove ESTRING and contact your healthcare provider.
- Contact your healthcare provider if you have difficulty removing the vaginal ring.
- Have a breast exam and mammogram (breast X-ray) every year unless your healthcare provider tells you something else. If members of your family have had breast cancer or if you have ever had breast lumps or an abnormal mammogram, you may need to have breast examinations more often.
- If you have high blood pressure, high cholesterol (fat in the blood), diabetes, are overweight, or if you use tobacco, you may have higher chances for getting heart disease. Ask your healthcare provider for ways to lower your chances for getting heart disease.

General information about safe and effective use of ESTRING

Medicines are sometimes prescribed for conditions that are not mentioned in patient information leaflets. Do not use ESTRING for conditions for which it was not prescribed. Do not give ESTRING to other people, even if they have the same symptoms you have. It may harm them.

Keep ESTRING out of the reach of children.

This leaflet provides a summary of the most important information about ESTRING. If you would like more information, talk with your healthcare provider or pharmacist. You can ask for information about ESTRING that is written for health professionals. You can get more information by calling the toll free number 1-888-691-6813.

What are the ingredients in ESTRING?

ESTRING (estradiol vaginal ring) is a slightly opaque ring with a whitish core containing a drug reservoir of 2 mg estradiol (an estrogen hormone). Estradiol, silicone polymers and barium sulfate are combined to form the ring.

Storage: Store at controlled room temperature 15° to 25 °C (59 °F to 77 °F).

INSTRUCTIONS FOR USE:

How should I use ESTRING?

ESTRING is a local estrogen therapy used after menopause to treat moderate to severe menopausal changes in and around the vagina. **ESTRING PROVIDES RELIEF OF LOCAL SYMPTOMS OF MENOPAUSE ONLY.**

Estrogens should be used only as long as needed. You and your healthcare provider should talk regularly (for example, every 3 to 6 months) about whether you still need treatment with ESTRING.


ESTRING INSERTION

ESTRING can be inserted and removed by you or your doctor or healthcare provider. To insert ESTRING yourself, choose the position that is most comfortable for you: standing with one leg up, squatting, or lying down.

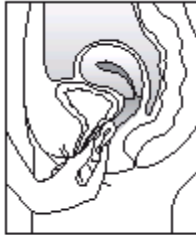


1. After washing and drying your hands, remove ESTRING from its pouch using the tear-off notch on the side. (Since the ring becomes slippery when wet, be sure your hands are dry before handling it.)

2. Hold ESTRING between your thumb and index finger and press the opposite sides of the ring together as shown.



3. Gently push the compressed ring into your vagina as far as you can.



ESTRING PLACEMENT

The exact position of ESTRING is not critical, as long as it is placed in the upper third of the vagina.



When ESTRING is in place, you should not feel anything. If you feel uncomfortable, ESTRING is probably not far enough inside. Use your finger to gently push ESTRING further into your vagina.

There is no danger of ESTRING being pushed too far up in the vagina or getting lost. ESTRING can only be inserted as far as the end of the vagina, where the cervix (the narrow, lower end of the uterus) will block ESTRING from going any further (see diagram of Female Anatomy).

ESTRING USE

Once inserted, ESTRING should remain in place in the vagina for 90 days.

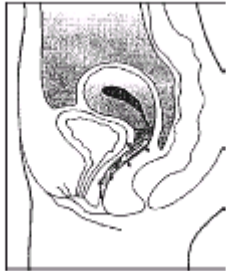
Most women and their partners experience no discomfort with ESTRING in place during intercourse, so it is NOT necessary that the ring be removed. If ESTRING should cause you or your partner any discomfort, you may remove it prior to intercourse (see ESTRING Removal, below). Be sure to reinsert ESTRING as soon as possible afterwards.

ESTRING may slide down into the lower part of the vagina as a result of the abdominal pressure or straining that sometimes accompanies constipation. If this should happen, gently guide ESTRING back into place with your finger.

There have been rare reports of ESTRING falling out in some women following intense straining or coughing. If this should occur, simply wash ESTRING with lukewarm (NOT hot) water and reinsert it.

ESTRING DRUG DELIVERY

Once in the vagina, ESTRING begins to release estradiol immediately. ESTRING will continue to release a low, continuous dose of estradiol for the full 90 days it remains in place.



It will take about 2 to 3 weeks to restore the tissue of the vagina and urinary tract to a healthier condition and to feel the full effect of ESTRING in relieving vaginal and urinary symptoms. If your symptoms persist for more than a few weeks after beginning ESTRING therapy, contact your doctor or healthcare provider.

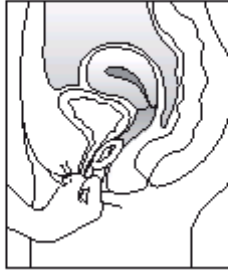
One of the most frequently reported effects associated with the use of ESTRING is an increase in vaginal secretions. These secretions are like those that occur normally prior to menopause and indicate that ESTRING is working. However, if the secretions are associated with a bad odor or vaginal itching or discomfort, be sure to contact your doctor or healthcare provider.

ESTRING REMOVAL

After 90 days there will no longer be enough estradiol in the ring to maintain its full effect in relieving your vaginal or urinary symptoms. ESTRING should be removed at that time and replaced with a new ESTRING, if your doctor determines that you need to continue your therapy.

To remove ESTRING:

1. Wash and dry your hands thoroughly.
2. Assume a comfortable position, either standing with one leg up, squatting, or lying down.
3. Loop your finger through the ring and gently pull it out.
4. Discard the used ring in a waste receptacle. (Do not flush ESTRING.)



If you have any additional questions about removing ESTRING, contact your doctor or healthcare provider.



LAB-0087-7.1
Revised 09/2015