

HIGHLIGHTS OF PRESCRIBING INFORMATION

These highlights do not include all the information needed to use ANDRODERM safely and effectively. See full prescribing information for ANDRODERM.

ANDRODERM® (testosterone transdermal system), for topical use CIII
Initial U.S. Approval: 1953

RECENT MAJOR CHANGES

Contraindications (4) 05/2020

INDICATIONS AND USAGE

ANDRODERM is an androgen indicated for replacement therapy in males for conditions associated with a deficiency or absence of endogenous testosterone (1):

- Primary hypogonadism (congenital or acquired)
- Hypogonadotropic hypogonadism (congenital or acquired)

Limitations of use:

- Safety and efficacy of ANDRODERM in men with “age-related hypogonadism” have not been established. (1)
- Safety and efficacy of ANDRODERM in males less than 18 years old have not been established. (1, 8.4)

DOSAGE AND ADMINISTRATION

- Prior to initiating ANDRODERM confirm the diagnosis of hypogonadism by ensuring that serum testosterone has been measured in the morning on at least two separate days and that these concentrations are below the normal range (2.1).
- The recommended starting dose is one ANDRODERM 4 mg/day system (not two 2 mg/day systems) applied nightly for 24 hours, delivering approximately 4 mg of testosterone per day. (2.1)
- To ensure proper dosing, approximately 2 weeks after starting therapy, the early morning serum testosterone concentration should be measured following system application in the previous evening. (2.1, 12.3)
- Serum testosterone concentrations measured in the early morning outside the range of 400 - 930 ng/dL require increasing the daily dose to 6 mg (i.e., one 4 mg/day and one 2 mg/day system) or decreasing the daily dose to 2 mg (i.e., one 2 mg/day system), maintaining nightly application. (2.1)
- Patients currently maintained on ANDRODERM 2.5 mg/day systems applied once daily may be switched to ANDRODERM 2 mg/day systems applied once daily in the evening at the next scheduled dose. (2.1)
- Patients currently maintained on ANDRODERM 5 mg/day systems applied once daily may be switched to ANDRODERM 4 mg/day systems applied once daily in the evening at the next scheduled dose. (2.1)
- Patients currently maintained on ANDRODERM 7.5 mg (2.5 mg/day and 5 mg/day systems) applied once daily may be switched to ANDRODERM 6 mg (2 mg/day and 4 mg/day systems) applied once daily in the evening at the next scheduled dose. (2.1)
- To ensure proper dosing, approximately 2 weeks after switching therapy an early morning serum testosterone concentration should be measured following system application the previous evening. (2.1, 12.3)

DOSAGE FORMS AND STRENGTHS

Transdermal system: 2 mg/day and 4 mg/day. (3)

CONTRAINDICATIONS

- Men with carcinoma of the breast or known or suspected carcinoma of the prostate. (4, 5.1)
- Women who are pregnant. Testosterone may cause fetal harm. (4, 5.6, 8.1)

WARNINGS AND PRECAUTIONS

- Monitor patients with benign prostatic hyperplasia (BPH) for worsening of signs and symptoms of BPH. (5.1)
- Venous thromboembolism (VTE), including deep vein thrombosis (DVT) and pulmonary embolism (PE) have been reported in patients using testosterone products. Evaluate patients with signs or symptoms consistent with DVT or PE. (5.3)
- Some postmarketing studies have shown an increased risk of myocardial infarction and stroke associated with the use of testosterone replacement therapy. (5.4)
- Avoid exposure of women to ANDRODERM. (5.6)
- Exogenous administration of testosterone may lead to azoospermia. (5.6)
- Edema with or without congestive heart failure, may be a complication in patients with pre-existing cardiac, renal, or hepatic disease. (5.9)
- Sleep apnea may occur in those with risk factors. (5.11)
- Monitor serum testosterone, prostate specific antigen (PSA), liver function, lipid concentrations, hematocrit and hemoglobin periodically. (5.1, 5.2, 5.7, 5.12)
- Skin burns have been reported at the application site in patients wearing an aluminized transdermal system during a magnetic resonance imaging scan (MRI). Because ANDRODERM contains aluminum, it is recommended to remove the system before undergoing an MRI. (5.15)

ADVERSE REACTIONS

The most common adverse reactions (incidence > 3%) are application site reactions, and back pain. (6.1)

To report SUSPECTED ADVERSE REACTIONS, contact Allergan at 1-800-678-1605 or FDA at 1-800-FDA-1088 or www.fda.gov/medwatch.

DRUG INTERACTIONS

- Androgens may decrease blood glucose and insulin requirement in diabetic patients. (7.1)
- Changes in anticoagulant activity may be seen with androgens. More frequent monitoring of International Normalized Ratio (INR) and prothrombin time is recommended. (7.2)
- Use of testosterone with adrenocorticotrophic hormone (ACTH) or corticosteroids may result in increased fluid retention. Use with caution, particularly in patients with cardiac, renal, or hepatic disease. (7.3)

USE IN SPECIFIC POPULATIONS

There are insufficient long-term safety data in geriatric patients using ANDRODERM to assess the potential risks of cardiovascular disease and prostate cancer. (8.5)

See 17 for PATIENT COUNSELING INFORMATION and FDA-approved patient labeling

Revised: 05/2020

FULL PRESCRIBING INFORMATION: CONTENTS*

1	INDICATIONS AND USAGE	7.2	Oral Anticoagulants
2	DOSAGE AND ADMINISTRATION	7.3	Corticosteroids
2.1	Dosing Information	7.4	Triamcinolone
3	DOSAGE FORMS AND STRENGTHS	8	USE IN SPECIFIC POPULATIONS
4	CONTRAINDICATIONS	8.1	Pregnancy
5	WARNINGS AND PRECAUTIONS	8.2	Lactation
5.1	Worsening of Benign Prostatic Hyperplasia and Potential Risk of Prostate Cancer	8.3	Females and Males of Reproductive Potential
5.2	Polycythemia	8.4	Pediatric Use
5.3	Venous Thromboembolism	8.5	Geriatric Use
5.4	Cardiovascular Risk	8.6	Renal Impairment
5.5	Abuse of Testosterone and Monitoring of Serum Testosterone Concentrations	8.7	Hepatic Impairment
5.6	Use in Women	9	DRUG ABUSE AND DEPENDENCE
5.7	Potential for Adverse Effects on Spermatogenesis	9.1	Controlled Substance
5.8	Hepatic Adverse Effects	9.2	Abuse
5.9	Edema	9.3	Dependence
5.10	Gynecomastia	10	OVERDOSAGE
5.11	Sleep Apnea	11	DESCRIPTION
5.12	Lipids	12	CLINICAL PHARMACOLOGY
5.13	Hypercalcemia	12.1	Mechanism of Action
5.14	Decreased Thyroxine-Binding Globulin	12.2	Pharmacodynamics
5.15	Magnetic Resonance Imaging (MRI)	12.3	Pharmacokinetics
6	ADVERSE REACTIONS	13	NONCLINICAL TOXICOLOGY
6.1	Clinical Trials Experience	13.1	Carcinogenesis, Mutagenesis, Impairment of Fertility
6.2	Postmarketing Experience	14	CLINICAL STUDIES
7	DRUG INTERACTIONS	16	HOW SUPPLIED/STORAGE AND HANDLING
7.1	Insulin	17	PATIENT COUNSELING INFORMATION

* Sections or subsections omitted from the full prescribing information are not listed

FULL PRESCRIBING INFORMATION

1 INDICATIONS AND USAGE

ANDRODERM is indicated for replacement therapy in adult males for conditions associated with a deficiency or absence of endogenous testosterone.

- **Primary hypogonadism (congenital or acquired):** testicular failure due to conditions such as cryptorchidism, bilateral torsion, orchitis, vanishing testis syndrome, orchiectomy, Klinefelter Syndrome, chemotherapy, or toxic damage from alcohol or heavy metals. These men usually have low serum testosterone concentrations and gonadotropins (FSH, LH) above the normal range.
- **Hypogonadotropic hypogonadism (congenital or acquired):** gonadotropin or luteinizing hormone-releasing hormone (LHRH) deficiency or pituitary-hypothalamic injury from tumors, trauma, or radiation. These men have low testosterone serum concentrations but have gonadotropins in the normal or low range.

Limitations of use

- Safety and efficacy of ANDRODERM in men with “age-related hypogonadism” (also referred to as “late-onset hypogonadism”) have not been established.
- Safety and efficacy of ANDRODERM in males less than 18 years old have not been established [*see Use in Specific Populations (8.4)*].

2 DOSAGE AND ADMINISTRATION

2.1 Dosing Information

Prior to initiating ANDRODERM, confirm the diagnosis of hypogonadism by ensuring that serum testosterone concentrations have been measured in the morning on at least two separate days and that these serum testosterone concentrations are below the normal range.

The recommended starting dose is one ANDRODERM 4 mg/day system (not two 2 mg/day systems) applied nightly for 24 hours, delivering approximately 4 mg of testosterone per day. To ensure proper dosing, approximately 2 weeks after starting therapy, the early morning serum testosterone concentration should be measured following system application the previous evening. Serum concentrations outside the range of 400 - 930 ng/dL require increasing the daily dose to 6 mg (i.e., one 4 mg/day and one 2 mg/day system) or decreasing the daily dose to 2 mg (i.e., one 2 mg/day system), maintaining nightly application.

Patients currently maintained on ANDRODERM 2.5 mg/day, 5 mg/day, and 7.5 mg/day may be switched to the 2 mg/day, 4 mg/day, and 6 mg/day dosage using the following schema:

- Patients using 2.5 mg daily may be switched to 2 mg/day systems at the next scheduled dose.
- Patients using 5 mg daily may be switched to 4 mg/day systems at the next scheduled dose.
- Patients using 7.5 mg daily may be switched to 6 mg (2 mg/day and 4 mg/day systems) at the next

scheduled dose.

To ensure proper dosing, approximately 2 weeks after switching therapy, the early morning serum testosterone concentration should be measured following system application the previous evening.

The adhesive side of the ANDRODERM system should be applied to a clean, dry area of the skin on the back, abdomen, upper arms, or thighs. Avoid application over bony prominences or on a part of the body that may be subject to prolonged pressure during sleep or sitting (e.g., the deltoid region of the upper arm, the greater trochanter of the femur, and the ischial tuberosity). DO NOT APPLY TO THE SCROTUM. The sites of application should be rotated, with an interval of 7 days between applications to the same site. The area selected should not be oily, damaged, or irritated.

The system should be applied immediately after opening the pouch and removing the protective release liner. The system should be pressed firmly in place, making sure there is good contact with the skin, especially around the edges.

The patient should avoid swimming, showering, or washing the administration site for a minimum of 3 hours after application [*see Clinical Pharmacology (12.3)*].

Mild skin irritation may be ameliorated by treatment of the affected skin with over-the-counter topical hydrocortisone cream applied after system removal. Applying a small amount of 0.1% triamcinolone acetonide cream to the skin under the central drug reservoir of the ANDRODERM system has been shown to reduce the incidence and severity of skin irritation.

3 DOSAGE FORMS AND STRENGTHS

Transdermal system: 2 mg/day and 4 mg/day.

4 CONTRAINDICATIONS

- ANDRODERM is contraindicated in men with carcinoma of the breast or known or suspected carcinoma of the prostate [*see Warnings and Precautions (5.1)*].
- ANDRODERM is contraindicated in women who are pregnant. Testosterone can cause virilization of the female fetus when administered to a pregnant woman. If a pregnant woman is exposed to ANDRODERM, she should be apprised of the potential hazard to the fetus [*see Use in Specific Populations (8.1)*].

5 WARNINGS AND PRECAUTIONS

5.1 Worsening of Benign Prostatic Hyperplasia and Potential Risk of Prostate Cancer

- Monitor patients with benign prostatic hyperplasia (BPH) for worsening of signs and symptoms of BPH.
- Patients treated with androgens may be at increased risk for prostate cancer. Evaluate patients for prostate cancer prior to initiating treatment. It is appropriate to re-evaluate patients 3 to 6 months after initiation of treatment, and then in accordance with prostate cancer screening practices [*see Contraindications (4)*].

5.2 Polycythemia

Increases in hematocrit, reflective of increases in red blood cell mass, may require lowering or discontinuation of testosterone. Check hematocrit prior to initiating testosterone treatment. It is appropriate to re-evaluate the hematocrit 3 to 6 months after starting testosterone treatment, and then monitor annually. Discontinue testosterone therapy if the hematocrit becomes elevated. Testosterone therapy may be restarted when the hematocrit decreases to an acceptable level. An increase in red blood cell mass may increase the risk of thromboembolic events.

5.3 Venous Thromboembolism

There have been postmarketing reports of venous thromboembolic events, including deep vein thrombosis (DVT) and pulmonary embolism (PE), in patients using testosterone products such as ANDRODERM. Evaluate patients who report symptoms of pain, edema, warmth and erythema in the lower extremity for DVT and those who present with acute shortness of breath for PE. If a venous thromboembolic event is suspected, discontinue treatment with ANDRODERM and initiate appropriate workup and management [*see Adverse Reactions (6.2)*].

5.4 Cardiovascular Risk

Long term clinical safety trials have not been conducted to assess the cardiovascular outcomes of testosterone replacement therapy in men. To date, epidemiologic studies and randomized controlled trials have been inconclusive for determining the risk of major adverse cardiovascular events (MACE) such as non-fatal myocardial infarction, non-fatal stroke, and cardiovascular death, with the use of testosterone compared to non-use. Some studies, but not all, have reported an increased risk of MACE in association with use of testosterone replacement therapy in men. Patients should be informed of this possible risk when deciding whether to use or to continue to use ANDRODERM.

5.5 Abuse of Testosterone and Monitoring of Serum Testosterone Concentrations

Testosterone has been subject to abuse, typically at doses higher than recommended for the approved indication and in combination with other anabolic androgenic steroids. Anabolic androgenic steroid abuse can lead to serious cardiovascular and psychiatric adverse reactions [*see Drug Abuse and Dependence (9)*].

If testosterone abuse is suspected, check serum testosterone concentrations to ensure they are within therapeutic range. However, testosterone levels may be in the normal or subnormal range in men abusing synthetic testosterone derivatives. Counsel patients concerning the serious adverse reactions associated with abuse of testosterone and anabolic androgenic steroids. Conversely, consider the possibility of testosterone and anabolic androgenic steroid abuse in suspected patients who present with serious cardiovascular or psychiatric adverse events.

5.6 Use in Women

Due to lack of controlled studies in women and potential virilizing effects, ANDRODERM is not indicated for use in women [*see Contraindications (4) and Use in Specific Populations (8.1, 8.2, 8.4)*].

5.7 Potential for Adverse Effects on Spermatogenesis

At large doses of exogenous androgens, including ANDRODERM, spermatogenesis may be suppressed through feedback inhibition of pituitary follicle-stimulating hormone (FSH) that could lead to adverse effects on semen parameters including reduction of sperm count.

5.8 Hepatic Adverse Effects

Prolonged use of high doses of orally active 17-alpha-alkyl androgens (methyltestosterone) has been associated with serious hepatic adverse effects (peliosis hepatis, hepatic neoplasms, cholestatic hepatitis, and jaundice). Peliosis hepatis can be a life-threatening or fatal complication. Long-term therapy with intramuscular testosterone enanthate has produced multiple hepatic adenomas. ANDRODERM is not known to cause these adverse effects.

5.9 Edema

Androgens, including ANDRODERM, may promote retention of sodium and water. Edema, with or without congestive heart failure, may be a serious complication in patients with pre-existing cardiac, renal, or hepatic disease [*see Adverse Reactions (6)*].

5.10 Gynecomastia

Gynecomastia may develop and persist in patients being treated with androgens, including ANDRODERM, for hypogonadism.

5.11 Sleep Apnea

The treatment of hypogonadal men with testosterone may potentiate sleep apnea in some patients, especially those with risk factors such as obesity and chronic lung disease.

5.12 Lipids

Changes in serum lipid profile may require dose adjustment or discontinuation of testosterone therapy.

5.13 Hypercalcemia

Androgens, including ANDRODERM, should be used with caution in cancer patients at risk of hypercalcemia (and associated hypercalciuria). Regular monitoring of serum calcium concentrations is recommended in these patients.

5.14 Decreased Thyroxine-Binding Globulin

Androgens, including ANDRODERM, may decrease concentrations of thyroxine-binding globulins, resulting in decreased total T4 serum concentration and increased resin uptake of T3 and T4. Free thyroid hormone concentration remains unchanged and there is no clinical evidence of thyroid dysfunction.

5.15 Magnetic Resonance Imaging (MRI)

Skin burns have been reported at the application site in patients wearing an aluminized transdermal system during a magnetic resonance imaging scan (MRI). Because ANDRODERM contains aluminum, it is recommended to remove the system before undergoing an MRI.

6 ADVERSE REACTIONS

6.1 Clinical Trials Experience

Because clinical trials are conducted under widely varying conditions, adverse reaction rates observed in the clinical trials of a drug cannot be directly compared with rates in the clinical trials of another drug and may not reflect the rates observed in practice.

Table 1 shows the adverse reactions that were reported by > 3% of 36 hypogonadal men who were treated with ANDRODERM 2 mg/day, 4 mg/day, or 6 mg/day for 28 days. Of note, all hypogonadal men studied had been stable users of topical testosterone replacement products prior to the study and there was no washout period between therapies. Furthermore, there was only one subject titrated to 6 mg/day and he withdrew from the study prematurely.

Table 1. Adverse Reactions Seen With the Use of ANDRODERM 2 mg/day, 4 mg/day, or 6 mg/day (> 3%)

Adverse Reaction	Overall N = 36 %
Application site pruritus	17
Application site vesicles	6
Back pain	6

Other less common adverse reactions reported by < 3% of patients included: application site erythema, application site exfoliation, chills, diarrhea, fatigue, gastroesophageal reflux disease, hemarthrosis, hematuria, headache, polyuria, and prostatitis. The overall incidence of application site reactions of any kind was 28% (10 subjects with 13 adverse reactions).

No serious adverse reactions to ANDRODERM 2 mg/day and 4 mg/day were reported during the clinical trial.

Table 2 shows the adverse reactions that were reported in > 3% of 122 patients in clinical studies with ANDRODERM dosage strengths of 2.5 mg/day, 5 mg/day, and 7.5 mg/day. The most common adverse reactions reported were application site reactions. Transient mild to moderate erythema was observed at the site of application in the majority of patients at some time during treatment. The overall incidence of application site reactions of any kind was 48% (59 subjects with 107 adverse reactions).

Table 2. Adverse Reactions Seen With the Use of ANDRODERM 2.5 mg/day, 5 mg/day, or 7.5 mg/day (> 3%)

Adverse Reaction	Overall N = 122 %
Application site pruritus	37
Application site blistering	12
Application site erythema	7
Application site vesicles	6
Prostate abnormalities	5
Headache	4
Contact dermatitis to system	4
Application site burning	3
Application site induration	3

Depression	3
------------	---

The following reactions occurred in less than 3% of patients: rash, gastrointestinal bleeding, fatigue, body pain, pelvic pain, hypertension, peripheral vascular disease, increased appetite, accelerated growth, anxiety, confusion, decreased libido, paresthesia, thinking abnormalities, vertigo, acne, bullae at application site, mechanical irritation at application site, rash at application site, contamination of application site, prostate carcinoma, dysuria, hematuria, impotence, urinary incontinence, urinary tract infection, and testicular abnormalities.

6.2 Postmarketing Experience

The following adverse reactions have been identified during postapproval use of ANDRODERM. Because these reactions are reported voluntarily from a population of uncertain size, it is not always possible to reliably estimate their frequency or establish a causal relationship to drug exposure.

Cardiovascular Disorders:

Myocardial infarction, stroke [*see Warnings and Precautions (5.4)*]

Vascular Disorders:

Venous thromboembolism [*see Warnings and Precautions (5.3)*]

7 DRUG INTERACTIONS

7.1 Insulin

Changes in insulin sensitivity or glycemic control may occur in patients treated with androgens. In diabetic patients, the metabolic effects of androgens may decrease blood glucose and, therefore, insulin requirement.

7.2 Oral Anticoagulants

Changes in anticoagulant activity may be seen with androgens. More frequent monitoring of INR and prothrombin time is recommended in patients taking anticoagulants, especially at the initiation and termination of androgen therapy.

7.3 Corticosteroids

The concurrent use of testosterone with ACTH or corticosteroids may result in increased fluid retention and should be monitored, particularly in patients with cardiac, renal or hepatic disease.

7.4 Triamcinolone

- The topical administration of 0.1% triamcinolone cream to the skin under the central drug reservoir prior to the application of the ANDRODERM system did not significantly alter transdermal absorption of testosterone; however, the rate of complete adherence was lower.
- Pretreatment with triamcinolone ointment formulation significantly reduced testosterone absorption from the ANDRODERM system.

8 USE IN SPECIFIC POPULATIONS

8.1 Pregnancy

Risk Summary

ANDRODERM is contraindicated in pregnant women. Testosterone is teratogenic and may cause fetal harm when administered to a pregnant woman based on data from animal studies and its mechanism of action [see *Contraindications (4) and Clinical Pharmacology (12.1)*]. Exposure of a female fetus to androgens may result in varying degrees of virilization. In animal developmental studies, exposure to testosterone in utero resulted in hormonal and behavioral changes in offspring and structural impairments of reproductive tissues in female and male offspring. These studies did not meet current standards for nonclinical development toxicity studies.

Data

Animal Data

In developmental studies conducted in rats, rabbits, pigs, sheep and rhesus monkeys, pregnant animals received intramuscular injection of testosterone during the period of organogenesis. Testosterone treatment at doses that were comparable to those used for testosterone replacement therapy resulted in structural impairments in both female and male offspring. Structural impairments observed in females included increased ano-genital distance, phallus development, empty scrotum, no external vagina, intrauterine growth retardation, reduced ovarian reserve, and increased ovarian follicular recruitment. Structural impairments seen in male offspring included increased testicular weight, larger seminal tubular lumen diameter, and higher frequency of occluded tubule lumen. Increased pituitary weight was seen in both sexes.

Testosterone exposure in utero also resulted in hormonal and behavioral changes in offspring. Hypertension was observed in pregnant female rats and their offspring exposed to doses approximately twice those used for testosterone replacement therapy.

8.2 Lactation

Risk Summary

ANDRODERM is not indicated for use in women.

8.3 Females and Males of Reproductive Potential

Infertility

Testicular abnormalities have been identified during use of ANDRODERM [see *Adverse Reactions (6.1)*].

During treatment with large doses of exogenous androgens, including ANDRODERM, spermatogenesis may be suppressed through feedback inhibition of the hypothalamic-pituitary-testicular axis [see *Warnings and Precautions (5.7)*]. Reduced fertility is observed in some men taking testosterone replacement therapy. Testicular atrophy, subfertility, and infertility have also been reported in men who abuse anabolic androgenic steroids [see *Drug Abuse and Dependence (9.2)*]. With either type of use, the impact on fertility may be irreversible.

8.4 Pediatric Use

Safety and efficacy of ANDRODERM have not been established in males <18 years of age. Improper use may result in acceleration of bone age and premature closure of epiphyses.

8.5 Geriatric Use

There have not been sufficient numbers of geriatric patients involved in controlled clinical studies utilizing ANDRODERM to determine whether efficacy in those over 65 years of age differs from younger patients. Additionally, there are insufficient long-term safety data in geriatric patients utilizing ANDRODERM to assess a potential incremental risk of cardiovascular disease and prostate cancer.

8.6 Renal Impairment

No studies were conducted in patients with renal impairment.

8.7 Hepatic Impairment

No studies were conducted in patients with hepatic impairment.

9 DRUG ABUSE AND DEPENDENCE

9.1 Controlled Substance

ANDRODERM contains testosterone, a Schedule III controlled substance in the Controlled Substance Act.

9.2 Abuse

Drug abuse is intentional non-therapeutic use of a drug, even once, for its rewarding psychological and physiological effects. Abuse and misuse of testosterone are seen in male and female adults and adolescents. Testosterone, often in combination with other anabolic androgenic steroids (AAS), and not obtained by prescription through a pharmacy, may be abused by athletes and bodybuilders. There have been reports of misuse by men taking higher doses of legally obtained testosterone than prescribed and continuing testosterone despite adverse events or against medical advice.

Abuse-Related Adverse Reactions

Serious adverse reactions have been reported in individuals who abuse anabolic androgenic steroids and include cardiac arrest, myocardial infarction, hypertrophic cardiomyopathy, congestive heart failure, cerebrovascular accident, hepatotoxicity, and serious psychiatric manifestations, including major depression, mania, paranoia, psychosis, delusions, hallucinations, hostility and aggression.

The following adverse reactions have also been reported in men: transient ischemic attacks, convulsions, hypomania, irritability, dyslipidemias, testicular atrophy, subfertility, and infertility.

The following additional adverse reactions have been reported in male and female adolescents: premature closure of bony epiphyses with termination of growth, and precocious puberty.

Because these reactions are reported voluntarily from a population of uncertain size and may include abuse of other agents, it is not always possible to reliably estimate their frequency or establish a causal relationship to drug exposure.

9.3 Dependence

Behaviors Associated with Addiction

Continued abuse of testosterone and other anabolic steroids, leading to addiction is characterized by the following behaviors:

- Taking greater dosages than prescribed
- Continued drug use despite medical and social problems due to drug use
- Spending significant time to obtain the drug when the supplies of the drug are interrupted
- Giving a higher priority to drug use than other obligations
- Having difficulty in discontinuing the drug despite desires and attempts to do so
- Experiencing withdrawal symptoms upon abrupt discontinuation of use

Physical dependence is characterized by withdrawal symptoms after abrupt drug discontinuation or a significant dose reduction of a drug. Individuals taking supratherapeutic doses of testosterone may experience withdrawal symptoms lasting for weeks or months which include depressed mood, major depression, fatigue, craving, restlessness, irritability, anorexia, insomnia, decreased libido and hypogonadotropic hypogonadism.

Drug dependence in individuals using approved doses of testosterone for approved indications has not been documented.

10 OVERDOSAGE

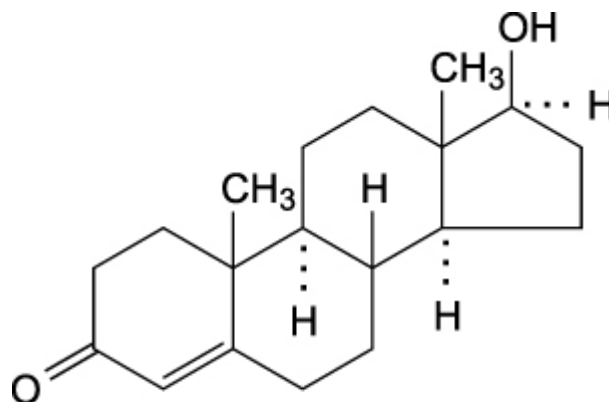
No cases of overdose with ANDRODERM have been reported in clinical trials. There is one report of acute overdose by injection of testosterone enanthate: testosterone concentrations of up to 11,400 ng/dL were implicated in a cerebrovascular accident. Treatment of overdose would consist of discontinuation of ANDRODERM together with appropriate symptomatic and supportive care.

11 DESCRIPTION

ANDRODERM (testosterone transdermal system) is designed to deliver testosterone continuously for 24 hours following application to intact, non-scrotal skin (e.g., back, abdomen, thighs, upper arms).

Two strengths of ANDRODERM are available that deliver approximately 2 mg or 4 mg of testosterone per day.

ANDRODERM has a central drug delivery reservoir surrounded by a peripheral adhesive area. The ANDRODERM 2 mg/day system has a total contact surface area of 32 cm² with a 6.0 cm² central drug delivery reservoir containing 9.7 mg testosterone USP, dissolved in an alcohol-based gel. The ANDRODERM 4 mg/day system has a total contact surface area of 39 cm² with a 12.0 cm² central drug delivery reservoir containing 19.5 mg testosterone USP, dissolved in an alcohol-based gel. Testosterone USP is a white, or creamy white crystalline powder or crystals chemically described as 17 β -hydroxyandrost-4-en-3-one.



Testosterone
 $C_{19}H_{28}O_2$ mw 288.42

The ANDRODERM systems have six components as shown in Figure 1. Proceeding from the top toward the surface attached to the skin, the system is composed of (1) metallized polyester/Surlyn[®] (ethylene-methacrylic acid copolymer)/ethylene vinyl acetate backing film with alcohol resistant ink, (2) a drug reservoir of testosterone USP, alcohol USP, glycerin USP, glycerol monooleate, methyl laurate, sodium hydroxide NF, to adjust pH, and purified water USP, gelled with carbomer copolymer Type B NF, (3) a permeable polyethylene microporous membrane, and (4) a peripheral layer of acrylic adhesive surrounding the central, active drug delivery area of the system. Prior to opening of the system and application to the skin, the central delivery surface of the system is sealed with a peelable laminate disc (5) composed of a five-layer laminate containing polyester/polyesterurethane adhesive/aluminum foil/polyester-urethane adhesive/polyethylene. The disc is attached to and removed with the release liner (6), a silicone-coated polyester film, which is removed before the system can be used.

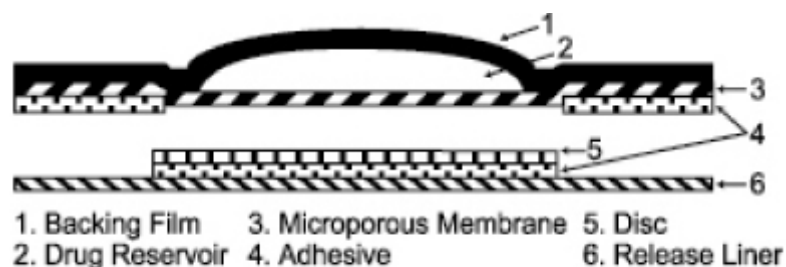


Figure 1: System Schematic

The active ingredient in the system is testosterone. The remaining components of the system are pharmacologically inactive.

12 CLINICAL PHARMACOLOGY

12.1 Mechanism of Action

Endogenous androgens, including testosterone and dihydrotestosterone (DHT), are responsible for the normal growth and development of the male sex organs and for maintenance of secondary sex

characteristics. These effects include the growth and maturation of prostate, seminal vesicles, penis and scrotum; the development of male hair distribution, such as facial, pubic, chest and axillary hair; laryngeal enlargement; vocal cord thickening; and alterations in body musculature and fat distribution. Testosterone and DHT are necessary for the normal development of secondary sex characteristics.

Male hypogonadism, a clinical syndrome resulting from insufficient secretion of testosterone, has two main etiologies. Primary hypogonadism is caused by defects of the gonads, such as Klinefelter Syndrome or Leydig cell aplasia, whereas secondary hypogonadism is the failure of the hypothalamus (or pituitary) to produce sufficient gonadotropins (FSH, LH).

12.2 Pharmacodynamics

No specific pharmacodynamic studies were conducted using ANDRODERM.

12.3 Pharmacokinetics

Absorption

ANDRODERM delivers physiologic amounts of testosterone, producing circulating testosterone concentrations that approximate the normal concentration range (300 - 1030 ng/dL) seen in healthy men. ANDRODERM provides a continuous daily dose of testosterone in a self-contained transdermal system. Following ANDRODERM application, testosterone is continuously absorbed during the 24-hour dosing period with a median (range) T_{max} of 8 (4-12) hours.

Distribution

Circulating testosterone is primarily bound in the serum to sex hormone-binding globulin (SHBG) and albumin. Approximately 40% of testosterone in plasma is bound to SHBG, 2% remains unbound (free) and the rest is bound to albumin and other proteins.

Metabolism

Testosterone is metabolized to various 17-keto steroids through two different pathways. The major active metabolites of testosterone are estradiol and dihydrotestosterone (DHT).

During steady-state pharmacokinetic studies in hypogonadal men treated with ANDRODERM, the average DHT:T and E2:T ratios were approximately 1:10 and 1:200, respectively.

Excretion

There is considerable variation in the half-life of testosterone as reported in the literature, ranging from 10 to 100 minutes. About 90% of a dose of testosterone given intramuscularly is excreted in the urine as glucuronic and sulfuric acid conjugates of testosterone and its metabolites; about 6% of a dose is excreted in the feces, mostly in the unconjugated form. Inactivation of testosterone occurs primarily in the liver.

Upon removal of the ANDRODERM systems, serum testosterone concentrations decrease with an apparent half-life of approximately 70 minutes. Hypogonadal concentrations are reached within 24 hours following system removal. There is no accumulation of testosterone during continuous treatment.

Effect of Showering

In a two-way crossover study, the effects of showering on the pharmacokinetics of total testosterone following a single application of ANDRODERM 4 mg/day were assessed in 16 hypogonadal males. Showering 3 hours after application of ANDRODERM increased C_{avg} by 0.5% and decreased C_{max} by 0.4% respectively, as compared to not showering. The systemic exposure to ANDRODERM was similar following applications with or without showering 3 hours after application.

13 NONCLINICAL TOXICOLOGY

13.1 Carcinogenesis, Mutagenesis, Impairment of Fertility

Carcinogenesis

Testosterone has been tested by subcutaneous injection and implantation in mice and rats. In mice, the implant induced cervical-uterine tumors, which metastasized in some cases. There is suggestive evidence that injection of testosterone into some strains of female mice increases their susceptibility to hepatoma. Testosterone is also known to increase the number of tumors and decrease the degree of differentiation of chemically induced carcinomas of the liver in rats.

Mutagenesis

Testosterone was negative in the *in vitro* Ames and in the *in vivo* mouse micronucleus assays.

Impairment of Fertility

The administration of exogenous testosterone has been reported to suppress spermatogenesis in the rat, dog and non-human primates, which was reversible on cessation of the treatment.

14 CLINICAL STUDIES

ANDRODERM 2 mg/day and 4 mg/day were studied in a trial designed to evaluate the use and titration of 2 mg/day and 4 mg/day systems in a clinic setting of 40 men with hypogonadism. Thirty-eight of the 40 subjects (95%) who were enrolled into the study were white and 2 subjects were African American. Ten (25%) subjects were Hispanic and 30 (75%) were Non-Hispanic. Men were between 34 and 76 years of age (mean: 55 years). Patients had previously been on stable therapy of ANDRODERM 5 mg; AndroGel[®] 2.5 g, 5 g, 7.5 g or 10 g; or Testim[®] 2.5 g or 5 g daily before switching to ANDRODERM 4 mg/day.

Patients applied an ANDRODERM 4 mg/day system around 10 p.m. once daily for 14 days, and then were titrated up to 6 mg/day or down to 2 mg/day according to a morning serum testosterone concentration obtained at 6 a.m. on Day 8. Out of 36 patients who entered the study, 31 (86%) patients remained on the 4 mg/day dose, 4 (11%) were titrated downward to 2 mg/day, and 1 (3%) was titrated upward to 6 mg/day based on the Day 8 testosterone concentrations. The one patient that was titrated to 6 mg/day discontinued from the study for a non-safety related reason. Of the patients who were receiving ANDRODERM 5 mg/day prior to study entry (n = 11), 10 remained at 4 mg/day after titration, and 1 was titrated down to the 2 mg/day dose.

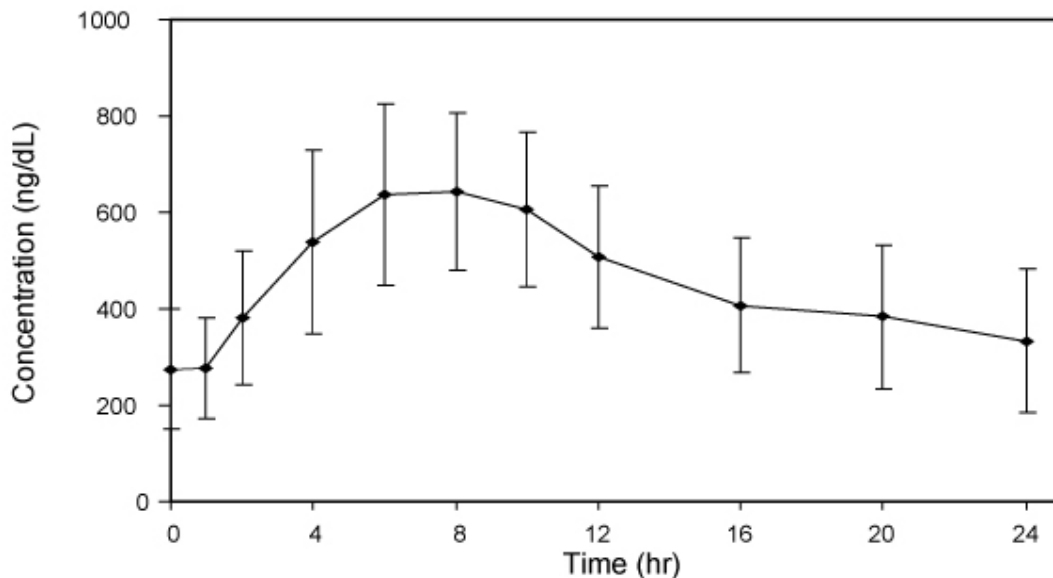
After a total of 28 days of therapy, 34 of the 35 subjects (97%) had serum testosterone C_{avg} within the normal range during the dosing period, with the lower bound of the 95% confidence interval for this estimate being 85% (Table 3). One subject who received ANDRODERM 4 mg/day treatment had serum testosterone C_{avg} below 300 ng/dL and none had C_{avg} concentrations above 1030 ng/dL. The mean (SD) serum testosterone C_{max} following treatment with the 2 mg/day (N = 4) and 4 mg/day (N = 31) systems was 648 (145) ng/dL and 696 (158) ng/dL, respectively. Table 3 summarizes testosterone C_{avg} categories by treatment.

Table 3. Testosterone C_{avg} Categories on Day 28 after One Titration on Day 15

C_{avg} Category	Current Testosterone User N = 35
300 - 1030 ng/dL (n (%)) (95% CI)	34/35 (97%) (85%, 100%)
< 300 ng/dL (n (%))	1/35 (3%)

Figure 2 summarizes the pharmacokinetic profiles of total testosterone in 35 patients completing 28 days of ANDRODERM treatment applied as a starting dose of 4 mg/day for the initial 14 days followed by a possible dose titration.

Figure 2. Mean (SD) Steady-State Serum Total Testosterone Concentration (ng/dL) on Day 28



In separate clinical studies using the ANDRODERM 2.5 mg/day system, 1% used 2.5 mg daily, 93% of patients used 5 mg daily, and 6% used 7.5 mg daily. The hormonal effects of ANDRODERM 2.5 mg/day system as a treatment for male hypogonadism was demonstrated in four open-label trials that included 94 hypogonadal men, ages 15 to 65 years. In these trials, ANDRODERM produced average morning serum testosterone concentrations within the normal reference range in 92% of patients.

16 HOW SUPPLIED/STORAGE AND HANDLING

ANDRODERM (testosterone transdermal system) 2 mg/day.

Each system contains 9.7 mg testosterone USP for delivery of 2 mg of testosterone per day [see *Description (11)*].

Cartons of 60 systems NDC 0023-5990-60

ANDRODERM (testosterone transdermal system) 4 mg/day.

Each system contains 19.5 mg testosterone USP for delivery of 4 mg of testosterone per day [see *Description (11)*].

Cartons of 30 systems NDC 0023-5992-30

Store at 20-25°C (68-77°F). [See USP controlled room temperature.] Apply to skin immediately upon removal from the protective pouch. Do not store outside the pouch provided. Damaged systems should not be used. The drug reservoir may be burst by excessive pressure or heat. Discard systems in household trash in a manner that prevents accidental application or ingestion by children, pets or others.

17 PATIENT COUNSELING INFORMATION

See "FDA-approved patient labeling (Patient Information)." Patients should be informed of the following information:

- **Use in Men with Known or Suspected Prostate or Breast Cancer**

Men with known or suspected prostate or breast cancer should not use ANDRODERM [see *Contraindications (4)* and *Warnings and Precautions (5.1)*].

- **Potential Adverse Reactions with Androgens**

Patients should be informed that treatment with androgens may lead to adverse reactions that include:

- Changes in urinary habits such as increased urination at night, trouble starting your urine stream, passing urine many times during the day, having an urge that you have to go to the bathroom right away, having a urine accident, being unable to pass urine and having a weak urine flow
- Breathing disturbances, including those associated with sleep, or excessive daytime sleepiness
- Too frequent or persistent erections of the penis
- Nausea, vomiting, changes in skin color, or ankle swelling
- **Patients Should be Advised of these Application Instructions**
 - ANDRODERM should not be applied to the scrotum.
 - ANDRODERM should not be applied over a bony prominence or on a part of the body that could be subject to prolonged pressure during sleep or sitting. Application to these sites has been associated with burn-like blister reactions.

- ANDRODERM does not have to be removed during sexual intercourse, nor while taking a shower or bath.
- ANDRODERM systems should be applied nightly. The site of application should be rotated, with an interval of 7 days between applications to the same site.
- If the ANDRODERM system becomes loose, smooth it down again by rubbing your finger firmly around the edges. If a patch falls off before noon, replace it with a fresh patch and wear it until you apply a fresh patch(es) that evening. If it falls off later in the day, do not replace it until you apply a fresh patch(es) that evening. If it falls off do not tape ANDRODERM to skin.
- If patients or caregivers experience difficulty separating the patch from the release liner or observe transfer of adhesive to the liner, tearing and/or other damage to the patch during removal from the liner, the patch should be discarded, and a new patch should be applied.
- ANDRODERM should be applied immediately after opening the individual pouch and removing the protective liner. Do not use if the individual pouch seal is broken or if the patch appears to be damaged. Do not cut patches. Only intact patches should be applied.
- Strenuous exercise or excessive perspiration may loosen a patch or cause it to fall off.
- Skin burns have been reported at the application site in patients wearing an aluminized transdermal system during a magnetic resonance imaging scan (MRI). Because ANDRODERM contains aluminum, it is recommended to remove the system before undergoing an MRI.
- Avoid swimming or showering until 3 hours following application of ANDRODERM [*see Dosage and Administration (2) and Clinical Pharmacology (12.3)*].

For all medical inquiries contact:

Allergan
Medical Communications
1-800-678-1605

ANDRODERM[®] is a registered trademark of Allergan Sales, LLC.

Distributed By:
Allergan USA, Inc.
Madison, NJ 07940

©2020 Allergan.
All rights reserved.

Rev: May2020

PATIENT INFORMATION

ANDRODERM[®] (an-dro-derm) CIII

(testosterone transdermal system)

for topical use

Read this Patient Information before you start taking ANDRODERM and each time you get a refill. There may be new information. This information does not take the place of talking with your healthcare provider about your medical condition or your treatment.

What is ANDRODERM?

ANDRODERM is a prescription medicine that contains testosterone. ANDRODERM is used to treat adult males who have low or no testosterone due to certain medical conditions.

Your healthcare provider will test your blood for testosterone before you start and while you are taking ANDRODERM.

It is not known if ANDRODERM is safe or effective to treat men who have low testosterone due to aging.

It is not known if ANDRODERM is safe and effective in children younger than 18 years old. Improper use of ANDRODERM may affect bone growth in children.

ANDRODERM is a controlled substance (CIII) because it contains testosterone that can be a target for people who abuse prescription medicines. Keep your ANDRODERM in a safe place to protect it. Never give your ANDRODERM to anyone else, even if they have the same symptoms you have. Selling or giving away this medicine may harm others and it is against the law.

ANDRODERM is not meant for use by women.

Who should not use ANDRODERM?

Do not use ANDRODERM if you:

- are a man who has breast cancer
- have or might have prostate cancer
- are pregnant. ANDRODERM may harm your unborn baby.

Talk to your healthcare provider before taking this medicine if you have any of the above conditions.

What should I tell my healthcare provider before using ANDRODERM?

Before you use ANDRODERM, tell your healthcare provider if you:

- have breast cancer
- have or might have prostate cancer
- have urinary problems due to an enlarged prostate
- have heart problems

- have kidney or liver problems
- have problems breathing while you sleep (sleep apnea)
- have diabetes
- have any other medical conditions

Tell your healthcare provider about all the medicines you take, including prescription and non-prescription medicines, vitamins, and herbal supplements.

Using ANDRODERM with other medicines can affect each other. Especially, tell your healthcare provider if you take:

- insulin
- medicines that decrease blood clotting
- corticosteroids

Know the medicines you take. Ask your healthcare provider or pharmacist for a list of all your medicines if you are not sure. Keep a list of them and show it to your healthcare provider and pharmacist when you get a new medicine.

How should I use ANDRODERM?

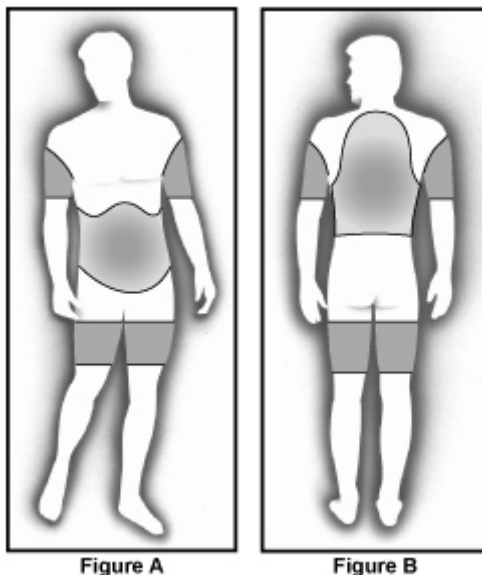
- It is important that you apply ANDRODERM exactly as your healthcare provider tells you to.
- ANDRODERM patches come in 2 different doses and different patch sizes.
- Your healthcare provider will tell you how many ANDRODERM patches to apply and when to apply them.
- Your healthcare provider may change your ANDRODERM dose. Do not change your ANDRODERM dose without talking with your healthcare provider.
- Apply ANDRODERM at about the same time each night.
- Wait 3 hours before showering, bathing, or swimming. This will ensure that the greatest amount of ANDRODERM is absorbed into your system.
- ANDRODERM does not need to be removed during sex or while you take a shower or bath.
- Strenuous exercise or excessive perspiration may loosen your ANDRODERM patch or cause it to fall off.
- If your ANDRODERM patch becomes loose, smooth it down again by rubbing your finger firmly around the edges. **Do not** tape ANDRODERM patches to your skin.
 - ◆ If your ANDRODERM patch falls off **before** noon, put on a new ANDRODERM patch and wear it until you put on a new ANDRODERM patch at your regular time.
 - ◆ If your ANDRODERM patch falls off **after noon**, **do not** put on a new one. Wait and apply your ANDRODERM patch at your regular time.
- You should change your ANDRODERM patch every 24 hours. You should remove the old patch before applying the new one.
- You should change (rotate) your ANDRODERM application site every day. **Do not** use a site that

you have used before for at least 7 days.

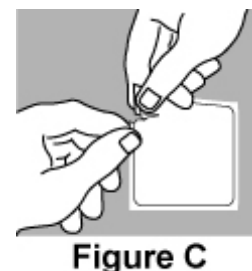
- Skin redness may happen on the skin where your ANDRODERM patch was removed. If your skin redness does not go away, talk to your healthcare provider. Your healthcare provider may tell you to use an over-the-counter hydrocortisone cream on your red skin.
- Patches that have aluminum in them can cause skin burns at the patch site during a magnetic resonance imaging scan (MRI). Because ANDRODERM contains aluminum, you should take off your ANDRODERM patch before you have an MRI.
- Do not use an ANDRODERM patch if the pouch seal is broken or the patch is cut, damaged, or changed in any way. Throw it away and get a new one.

Applying ANDRODERM:

- Before applying ANDRODERM, make sure that the application area is clean, dry, and there is no broken skin.
- Avoid areas of skin that are oily, perspire heavily, or are covered with hair, since ANDRODERM may not stick well to these areas.
- **ANDRODERM is to be applied to your back, stomach area (abdomen), upper arms, or thighs only (See Figure A and Figure B). Do not apply ANDRODERM to any other parts of your body such as your scrotum, buttocks or over a bony area.**



1. Open the foil pouch. Tear along the edge and remove the patch from the pouch (See Figure C). **Do not** cut the ANDRODERM protective pouch.



2. Remove the protective plastic liner and silver disc from the patch. Hold on to the tabs on the patch and the protective plastic liner and gently pull the two apart to remove the plastic liner and silver disc from the patch (See **Figure D**).



Figure D

This will expose the adhesive and central reservoir area on the patch (See **Figure E**).

- The patch should pull off easily from the protective plastic liner. **Do not** use the ANDRODERM patch if the liner is hard to pull off. Throw away the ANDRODERM patch and get a new one.



Figure E

3. Check the protective plastic liner. You should not see any glue (adhesive) sticking to the liner. **Do not** use the ANDRODERM patch if you see any adhesive sticking to the liner. Throw away the ANDRODERM patch and get a new one.

Throw away the clear plastic liner and silver disc.

4. Apply the patch. Apply the patch right away after you remove the patch from the protective pouch and remove the plastic liner.

Place the patch flat on the skin with the sticky side down and firmly press around the edges. Make sure that the patch sticks well to the skin.

What are the possible side effects of ANDRODERM?

ANDRODERM can cause serious side effects including:

- **If you already have an enlargement of your prostate gland your signs and symptoms may get worse while using ANDRODERM. This can include:**
 - ◆ increased urination at night
 - ◆ trouble starting your urine stream
 - ◆ having to pass urine many times during the day
 - ◆ having an urge that you have to go to the bathroom right away
 - ◆ having a urine accident
 - ◆ being unable to pass urine or weak urine flow
- **Possible increased risk of prostate cancer.** Your healthcare provider should check you for prostate cancer or any other prostate problems before you start and while you use ANDRODERM.
- **Blood clots in the legs or lungs.** Signs and symptoms of a blood clot in your leg can include leg pain, swelling or redness. Signs and symptoms of a blood clot in your lungs can include difficulty

breathing or chest pain. This can include pain, swelling or redness of your legs.

- Possible increased risk of heart attack or stroke.
- **In large doses ANDRODERM may lower your sperm count.**
- **Swelling of your ankles, feet, or body, with or without heart failure.**
- **Enlarged or painful breasts.**
- **Problems breathing while you sleep (sleep apnea).**

Call your healthcare provider right away if you have any of the serious side effects listed above.

The most common side effects of ANDRODERM include:

- skin redness, irritation, burning, or blisters where ANDRODERM is applied
- back pain
- depression
- headache
- prostate abnormalities

Other side effects include more erections than are normal for you or erections that last a long time. Tell your healthcare provider if you have any side effect that bothers you or that does not go away. These are not all the possible side effects of ANDRODERM. For more information, ask your healthcare provider or pharmacist.

Call your healthcare provider for medical advice about side effects. You may report side effects to FDA at 1-800-FDA-1088.

How should I store ANDRODERM?

- Keep ANDRODERM at room temperature between 68°F to 77°F (20°C to 25°C).
- Keep ANDRODERM in its sealed protective foil pouch until you are ready to use it. Do not remove an ANDRODERM patch from the pouch until you are ready to use it.
- Safely throw away your used ANDRODERM patch. Fold your used ANDRODERM patch in half so that the sticky sides stick together. Throw away your used ANDRODERM patch in the household trash.
- Be careful to prevent accidental exposure of ANDRODERM to children or pets.

General information about the safe and effective use of ANDRODERM

Medicines are sometimes prescribed for purposes other than those listed in a Patient Information leaflet. Do not use ANDRODERM for a condition for which it was not prescribed. Do not give ANDRODERM to other people, even if they have the same symptoms you have. It may harm them.

This Patient Information leaflet summarizes the most important information about ANDRODERM. If you would like more information, talk to your healthcare provider. You can ask your pharmacist or healthcare provider for information about ANDRODERM that is written for health professionals.

For more information, go to www.androderm.com or call 1-800-678-1605. If you have questions or concerns about your ANDRODERM treatment, ask your healthcare provider or pharmacist.

What are the ingredients in ANDRODERM?

Active ingredient: testosterone

Inactive ingredients:

- **Backing Film:** Metallized polyester/Surlyn[®] (ethylene-methacrylic acid copolymer)/ethylene vinyl acetate backing film with alcohol resistant ink
- **Drug Reservoir:** Testosterone USP, alcohol USP, glycerin USP, glycerol monooleate, methyl laurate, sodium hydroxide NF, purified water USP, gelled with carbomer copolymer Type B NF
- **Microporous Membrane:** a permeable polyethylene microporous membrane
- **Adhesive:** a peripheral layer of acrylic adhesive surrounding the central, active drug delivery area of the system
- **Disc:** a five-layer laminate containing polyester/polyesturethane adhesive/aluminum foil/polyester-urethane adhesive/polyethylene
- **Release Liner:** a silicone-coated polyester film, which is removed before the system can be used

For all medical inquiries contact:

Allergan
Medical Communications
1-800-678-1605

Distributed By:
Allergan USA, Inc.
Madison, NJ 07940

This Patient Information has been approved by the U.S. Food and Drug Administration

ANDRODERM[®] is a registered trademark of Allergan Sales, LLC.

© 2020 Allergan.

All rights reserved.

Content Updated: 05/2020