CENTER FOR DRUG EVALUATION AND RESEARCH

APPLICATION NUMBER: 20-740/S018

APPROVAL LETTER

Public Health Service

Food and Drug Administration
Rockville MD 20857

NDA 20-740/S-018

Bayer Pharmaceutical Division
Attention: Frederich K. Sundermann
Deputy Director, Regulatory Affairs
400 Morgan Lane
West Haven, CT 06516-4175

Dear Mr. Sundermann:

Please refer to your supplemental new drug application dated January 11, 2001, received January 12, 2001, submitted under section 505(b) of the Federal Food, Drug, and Cosmetic Act for Baycol (cerivastatin sodium) tablets.

We acknowledge receipt of your submissions dated April 24, May 7, and May 8, 2001.

This supplemental new drug application provides for two additional HDPE bottle packaging configurations, the 1000 and 5000 tablet counts, for the 0.4 mg Baycol tablets.

We have completed the review of this supplemental application, as amended, and have concluded that adequate information has been presented to demonstrate that the drug product is safe and effective for use as recommended in the agreed upon labeling text. Accordingly, the supplemental application is approved effective on the date of this letter.

The final printed labeling (FPL) must be identical to the submitted draft labeling (package insert submitted April 24, 2001, patient package insert submitted April 24, 2001, immediate container and carton labels submitted April 24, 2001).

Please submit the copies of final printed labeling (FPL) electronically according to the guidance for industry titled *Providing Regulatory Submissions in Electronic Format - NDA* (January 1999). Alternatively, you may submit 20 paper copies of the FPL as soon as it is available but no more than 30 days after it is printed. Please individually mount ten of the copies on heavy-weight paper or similar material. For administrative purposes, this submission should be designated "FPL for approved supplement NDA 20-740/S-018." Approval of this submission by FDA is not required before the labeling is used.

APPEARS THIS WAY
ON ORIGINAL

If a letter communicating important information about this drug product (i.e., a "Dear Health Care Professional" letter) is issued to physicians and others responsible for patient care, we request that you submit a copy of the letter to this NDA and a copy to the following address:

MEDWATCH, HF-2
FDA
5600 Fishers Lane
Rockville, MD 20857

We remind you that you must comply with the requirements for an approved NDA set forth under 21 CFR 314.80 and 314.81.

If you have any questions, call Margaret Simoneau, R.Ph., Regulatory Project Manager, at (301) 827-6411.

Sincerely,

{See appended electronic signature page}

Stephen K. Moore, Ph.D.
Chemistry Team Leader I, DNDC II for the
Division of Metabolic and Endocrine Drug Products, (HFD-510)
DNDC II, Office of New Drug Chemistry
Center for Drug Evaluation and Research

APPEARS THIS WAY
ON ORIGINAL

This is a representation of an electronic record that was signed electronically and this page is the manifestation of the electronic signature.

/s/

Stephen Moore
5/10/01 01:19:05 PM

APPEARS THIS WAY
ON ORIGINAL

CENTER FOR DRUG EVALUATION AND RESEARCH

APPLICATION NUMBER: 20-740/S018

FINAL PRINTED LABELING

BAYCOL®
(cerivastatin sodium tablets)

DESCRIPTION

Cerivastatin sodium is sodium [S-[R*,S*-(E)]]-7-[4-(4-fluorophenyl)-5-methoxymethyl)-2,6bis(1-methylethyl)-3-pyridinyl]-3,5-dihydroxy-6-heptenoate. The empirical formula for cerivastatin sodium is $C_{26}H_{33}FNO_5Na$ and its molecular weight is 481.5. It has the following chemical structure:

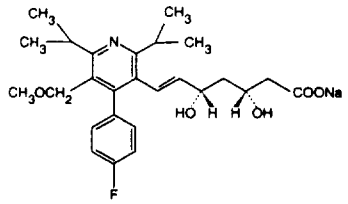

Cerivastatin sodium is a white to off-white hygroscopic amorphous powder that is soluble in water, methanol, and ethanol, and very slightly soluble in acetone.

Cerivastatin sodium is an entirely synthetic, enantiomerically pure inhibitor of 3-hydroxy-3-methylglutaryl-coenzyme A (HMG-CoA) reductase. HMG-CoA reductase catalyzes the conversion of HMG-CoA to mevalonate, which is an early and rate-limiting step in the biosynthesis of cholesterol.

BAYCOL® (cerivastatin sodium tablets) is supplied as tablets containing 0.2, 0.3, 0.4 or 0.8 mg of cerivastatin sodium, for oral administration. Active Ingredient: cerivastatin sodium. Inactive Ingredients: mannitol, magnesium stearate, sodium hydroxide, crospovidone, povidone, iron oxide yellow, methylhydroxypropylcellulose, polyethylene glycol, and titanium dioxide.

CLINICAL PHARMACOLOGY

Cholesterol and triglycerides circulate as part of lipoprotein complexes throughout the bloodstream. These complexes can be separated via ultracentrifugation into high-density lipoprotein (HDL), intermediate-density lipoprotein (IDL), low-density lipoprotein (LDL) and very-low-density lipoprotein (VLDL) fractions. In the liver, cholesterol and triglycerides (TG) are synthesized, incorporated into VLDL, and released into the plasma for delivery to peripheral tissues.

A variety of clinical studies have demonstrated that elevated levels of total cholesterol (total-C), LDL-C, and apolipoprotein B (apo-B, a membrane complex for LDL-C) promote human atherosclerosis. Similarly, decreased levels of HDL-C (and its transport complex, apolipoprotein A) are associated with the development of atherosclerosis. Epidemiologic investigations have established that cardiovascular morbidity and mortality vary directly with the level of total-C and LDL-C and inversely with the level of HDL-C.

Like LDL, cholesterol-enriched triglyceride-rich lipoproteins, including VLDL, IDL and remnants, can also promote atherosclerosis. Elevated plasma triglycerides are frequently found in a triad with low HDL-C levels and small LDL particles, as well as in association with nonlipid metabolic risk factors for coronary heart disease. As such, total plasma TG has not consistently been shown to be an independent risk factor for CHD. Furthermore, the independent effect of raising HDL or lowering TG on the risk of coronary and cardiovascular morbidity and mortality has not been determined.

In patients with hypercholesterolemia, BAYCOL® (cerivastatin sodium tablets) has been shown to reduce plasma total cholesterol, LDL-C, and apolipoprotein B. In addition, it also reduces VLDL-C and plasma triglycerides and increases plasma HDL-C and apolipoprotein A-1. The agent has no consistent effect on plasma Lp(a). The effect of BAYCOL® on cardiovascular morbidity and mortality has not been determined.

Mechanism of Action: Cerivastatin is a competitive inhibitor of HMG-CoA reductase, which is responsible for the conversion of 3-hydroxy-3-methyl-glutaryl-coenzyme A (HMG-CoA) to mevalonate, a precursor of sterols, including cholesterol. The inhibition of cholesterol biosynthesis by cerivastatin reduces the level of cholesterol in hepatic cells, which stimulates the synthesis of LDL receptors, thereby

increasing the uptake of cellular LDL particles. The end result of these biochemical processes is a reduction of the plasma cholesterol concentration.

Pharmacokinetics:

Absorption: BAYCOL® (cerivastatin sodium tablets) is administered orally in the active form. The mean absolute bioavailability of cerivastatin following a 0.2-mg tablet oral dose is 60% (range 39 - 101%). In general, the coefficient of variation (based on the inter-subject variability) for both systemic exposure (area under the curve, AUC) and C_{max} is in the 20% to 40% range. The bioavailability of cerivastatin sodium tablets is equivalent to that of a solution of cerivastatin sodium. No unchanged cerivastatin is excreted in feces. Cerivastatin exhibits linear kinetics over the dose range of 0.2 to 0.8-mg daily. In male and female patients at steady-state, the mean maximum concentrations (C_{max}) following evening cerivastatin tablet doses of 0.2, 0.3, 0.4, and 0.8-mg are 2.8, 5.1, 6.2, and 12.7 µg/L, respectively. AUC values are also dose–proportional over this dose range and the mean time to maximum concentration (t_{max}) is approximately 2 hours for all dose strengths. Following oral administration, the terminal elimination half-life ($t_{1/2}$) for cerivastatin is 2 to 4 hours. Steady-state plasma concentrations show no evidence of cerivastatin accumulation following administration of up to 0.8 mg daily.

Results from an overnight pharmacokinetic evaluation following single-dose administration of cerivastatin with the evening meal or 4 hours after the evening meal showed that administration of cerivastatin with the evening meal did not significantly alter either AUC or C_{max} compared to dosing the drug 4 hours after the evening meal. In patients given 0.2 mg cerivastatin sodium once daily for 4 weeks, either at mealtime or at bedtime, there were no differences in the lipid-lowering effects of cerivastatin. Both regimens of 0.2 mg once daily were slightly more efficacious than 0.1 mg twice daily.

Distribution: The volume of distribution (VD_{ss}) is calculated to be 0.3 L/kg. More than 99% of the circulating drug is bound to plasma proteins (80% to albumin). Binding is reversible and independent of drug concentration up to 100 mg/L.

Metabolism: Biotransformation pathways for cerivastatin in humans include the following: demethylation of the pyridilic methyl ether to form M1 and hydroxylation of the methyl group in the 6'-isopropyl moiety to form M23. The combination of both reactions leads to formation of metabolite M24. The major circulating blood components are cerivastatin and the pharmacologically active M1 and M23 metabolites. The relative potencies of metabolites M1 and M23 are comparable to, but do not exceed, the potency of the parent compound. Following a 0.8-mg dose of cerivastatin to male and female patients, mean steady state C_{max} values for cerivastatin, M1, and M23 were 12.7, 0.55, and 1.4 µg/L, respectively. Therefore, the cholesterol-lowering effect is due primarily to the parent compound, cerivastatin.

In vitro studies show that the hepatic cytochrome P450 (CYP) enzyme system catalyzes the cerivastatin biotransformation reactions. Specifically, two P450 enzyme sub-classes are involved. The first is CYP 2C8, which leads predominately to the major active metabolite, M23, and to a lesser extent, the other active metabolite, M1. The second is CYP 3A4, which primarily contributes to the formation of the less abundant metabolite, M1. The CYP 3A4 enzyme sub-class is also involved in the metabolism of a significant number of common drugs. The effect of the dual pathways of hepatic metabolism for cerivastatin is shown in clinical studies examining the effect of the known potent CYP 3A4 inhibitors, erythromycin and itraconazole. In these interaction studies, specific inhibition of the CYP 3A4 enzyme sub-class resulted in a 1.4- to 1.5-fold mean increase in cerivastatin plasma levels following co-treatment with erythromycin or itraconazole, possibly because of metabolism via the alternate CYP 2C8 pathway.

Excretion: Cerivastatin itself is not found in either urine or feces; M1 and M23 are the major metabolites excreted by these routes. Following an oral dose of 0.4 mg ^{14}C-cerivastatin to healthy volunteers, excretion of radioactivity is about 24% in the urine and 70% in the feces. The parent compound, cerivastatin, accounts for less than 2% of the total radioactivity excreted. The plasma clearance for cerivastatin in humans after intravenous dosing is 12 to 13 liters per hour.

Special Populations

Geriatric: Plasma concentrations of cerivastatin are similar in healthy elderly male subjects (>65 years) and in young males (<40 years).

Gender: Plasma concentrations of cerivastatin in females are slightly higher than in males (approximately 12% higher for C_{max} and 16% higher for AUC).

Pediatric: Cerivastatin pharmacokinetics have not been studied in pediatric patients.

Race: Cerivastatin pharmacokinetics were compared across studies in Caucasian, Japanese and Black subjects. No significant differences in AUC, C_{max}, t_{max}, and $t_{1/2}$ were found.

Renal: Steady-state plasma concentrations of cerivastatin are similar in healthy volunteers (Cl_{cr} >90 mL/min/1.73m^2) and in patients with mild renal impairment (Cl_{cr} 61-90 mL/min/1.73m^2). In patients with moderate (Cl_{cr} 31-60 mL/min/1.73m^2) or severe (Cl_{cr} ≤ 30 mL/min/1.73m^2) renal impairment, AUC is up to 60% higher, C_{max} up to 23% higher, and $t_{1/2}$ up to 47% longer compared to subjects with normal renal function.

Hemodialysis: While studies have not been conducted in patients with end-stage renal disease, hemodialysis is not expected to significantly enhance clearance of cerivastatin since the drug is extensively bound to plasma proteins.

Hepatic: Cerivastatin has not been studied in patients with active liver disease (see **CONTRAINDICATIONS**). Caution should be exercised when BAYCOL® (cerivastatin sodium tablets) is administered to patients with a history of liver disease or heavy alcohol ingestion (see **WARNINGS**).

Clinical Studies: BAYCOL® (cerivastatin sodium tablets) has been studied in controlled trials in North America, Europe, Israel, and South Africa and has been shown to be effective in reducing plasma Total-C, LDL-C, VLDL-C, apo B, and TG and increasing HDL-C and apo A1 in patients with heterozygous familial and non-familial forms of hypercholesterolemia and in mixed dyslipidemia. Over 5,000 patients with Type IIa and IIb hypercholesterolemia were treated in trials of 4 to 104 weeks duration.

The effectiveness of BAYCOL® in lowering plasma cholesterol has been shown in men and women, in patients with and without elevated triglycerides, and in the elderly. In four large, multicenter, placebo-controlled dose response studies in patients with primary hypercholesterolemia, BAYCOL® given as a single daily dose over 8 weeks, significantly reduced Total-C, LDL-C, apo B, TG, total cholesterol/HDL cholesterol (Total-C/HDL-C) ratio and LDL cholesterol/HDL cholesterol (LDL-C/HDL-C) ratio. Significant increases in HDL-C were also observed. The median (25th and 75th percentile) percent changes from baseline in HDL-C for Baycol 0.2, 0.3, 0.4, and 0.8 mg were +8 (+1, +15), +8 (+1, +14), +7 (0, +14), and +9 (+2, +16), respectively. Significant reductions in mean total-C and LDL-C were evident after one week, peaked at four weeks, and were maintained for the duration of the trial. (Pooled results at week 8 are presented in Table 1).

APPEARS THIS WAY
ON ORIGINAL

Table 1
Response in Patients with Primary Hypercholesterolemia
Mean Percent Change from Baseline to Week 8
Intent-To-Treat Population

Dosage	N[1]	Total-C	LDL-C	Apo-B	TG[2]	HDL-C	LDL-C/ HDL-C	Total-C/ HDL-C
Placebo	608-620	+1	0	+1	0	+2	-1	0
BAYCOL® qd								
0.2 mg	150-151	-18	-25	-19	-16	+9	-31	-24
0.3 mg	494-497	-22	-31	-24	-16	+8	-35	-27
0.4 mg	754-758	-24	-34	-27	-16	+7	-38	-29
0.8 mg	731-735	-30	-42	-33	-22	+9	-46	-35

1 - N given as a range since test results for each lipid variable were not available in every patient
2 - Median percent change from baseline

In a pool of eight studies in patients with hypercholesterolemia and TG levels ranging from 250 mg/dL to 500 mg/dL who were treated for at least eight weeks, the following reductions in TG and increases in HDL-C were observed at Week 8 as shown in Table 2 below:

Table 2
Median Percent Change from Baseline to Week 8
in Patients with Baseline TG between 250-500 mg/dL

	Placebo	BAYCOL® 0.2 mg	BAYCOL® 0.3 mg	BAYCOL® 0.4 mg	BAYCOL® 0.8 mg
N[1]	135-138	127-129	156-157	139	125
Triglycerides	-3.3	-22.6	-22.4	-26.2	-30.7
HDL-C	3.1	7.3	9.2	10.7	13.3

1 - N given as a range since test results for each lipid variable were not available in every patient

In a large clinical study, the number of patients meeting their National Cholesterol Education Program-Adult Treatment Panel (NCEP-ATP) II target LDL-C levels on BAYCOL® 0.4 and 0.8 mg daily was assessed. The results up to 24 weeks are shown in Table 3 below:

Table 3
Percent of Patients Reaching NCEP-ATP II Goal
Up to 24 Weeks of Treatment with BAYCOL® 0.4 mg and 0.8 mg

NCEP-ATP II Treatment Guidelines			Patients Reaching LDL-C Target Up to 24 Weeks			
Risk Factors for CHD	Baseline LDL-C (mg/dL)	Target LDL-C (mg/dL)	BAYCOL® 0.4 mg		BAYCOL® 0.8 mg	
			Baseline LDL-C Mean (mg/dL)	Percent To Goal	Baseline LDL-C Mean (mg/dL)	Percent To Goal
< 2 risk factors	≥ 190	< 160	234 (n=33)	79%	224 (n=156)	79%
≥ 2 risk factors	≥ 160	< 130	204 (n=43)	65%	201 (n=186)	72%
CHD	≥ 130	≤ 100	188 (n=34)	24%	187 (n=99)	53%

INDICATIONS AND USAGE

BAYCOL® (cerivastatin sodium tablets) is indicated as an adjunct to diet to reduce elevated Total-C, LDL-C, apo B, and TG and to increase HDL-C levels in patients with primary hypercholesterolemia and mixed dyslipidemia (Fredrickson Types IIa and IIb) when the response to dietary restriction of saturated fat and cholesterol and other non-pharmacological measures alone has been inadequate. Therapy with lipid-altering drugs should be a component of multiple risk factor intervention in those patients at significantly high risk for atherosclerotic vascular disease due to hypercholesterolemia.

Before considering therapy with lipid-altering agents, secondary causes of hypercholesterolemia, e.g., poorly controlled diabetes mellitus, hypothyroidism, nephrotic syndrome, dysproteinemias, obstructive liver disease, other drug therapy, alcoholism, should be excluded and a lipid profile performed to measure Total-C, HDL-C, and triglycerides (TG). For patients with TG of 400 mg/dL or less, LDL-C can be estimated using the following equation:

LDL-C = [Total-C] minus [HDL-C + TG/5]

For TG levels > 400 mg/dL, this equation is less accurate and LDL-C concentrations should be directly measured by preparative ultracentrifugation. In many hypertriglyceridemic patients, LDL-C may be low or normal despite elevated Total-C. In such cases, BAYCOL® (cerivastatin sodium tablets) is not indicated.

Lipid determinations should be performed at intervals of no less than four weeks.

The National Cholesterol Education Program (NCEP) Treatment Guidelines are summarized in Table 4.

Table 4
National Cholesterol Education Program (NCEP) Treatment Guidelines
LDL-Cholesterol mg/dL (mmol/L)

Definite Atherosclerotic Disease*	Two or More Other Risk Factors**	Initiation Level***	Goal
NO	NO	≥ 190 (≥ 4.9)	< 160 (<4.1)
NO	YES	≥ 160 (≥ 4.1)	< 130 (<3.4)
YES	YES or NO	≥ 130 (≥ 3.4)	≤ 100 (≤2.6)

* Coronary heart disease or peripheral vascular disease (including symptomatic carotid artery disease).

** Other risk factors for coronary heart disease (CHD) include the following: age (males: ≥ 45 years; females: ≥ 55 years or premature menopause without estrogen replacement therapy); family history of premature CHD; current cigarette smoking; hypertension; confirmed HDL-C < 35 mg/dL (< 0.91 mmol/L); and diabetes mellitus. Subtract one risk factor if HDL-C is ≥ 60 mg/dL (≥ 1.6 mmol/L).

*** In CHD patients with LDL-C levels 100-129 mg/dL, the physician should exercise clinical judgment in deciding whether to initiate drug treatment.

At the time of hospitalization for an acute coronary event, consideration can be given to initiating drug therapy at discharge if the LDL-C level is ≥ 130 mg/dL (NCEP-ATP II).

Since the goal of treatment is to lower LDL-C, the NCEP recommends that LDL-C levels be used to initiate and assess treatment response. Only if LDL-C levels are not available, should the Total-C be used to monitor therapy.

Although BAYCOL® may be useful to reduce elevated LDL-cholesterol levels in patients with combined hypercholesterolemia and hypertriglyceridemia where hypercholesterolemia is the major abnormality (Type IIb hyperlipoproteinemia), it has not been studied in conditions where the major abnormality is elevation of chylomicrons, VLDL, or IDL (i.e., hyperlipoproteinemia types I, III, IV, or V).[1]

CONTRAINDICATIONS

Active liver disease or unexplained persistent elevations of serum transaminases (see **WARNINGS**).

Concurrent treatment with gemfibrozil due to a risk for rhabdomyolysis (see WARNINGS: Skeletal Muscle).

Pregnancy and lactation: Atherosclerosis is a chronic process, and the discontinuation of lipid-lowering drugs during pregnancy should have little impact on the outcome of long-term therapy of primary hypercholesterolemia. Moreover, cholesterol and other products of the cholesterol biosynthesis pathway are essential components for fetal development, including synthesis of steroids and cell membranes. Since HMG-CoA reductase inhibitors decrease cholesterol synthesis and possibly the synthesis of other

biologically active substances derived from cholesterol, they may cause fetal harm when administered to pregnant women. Therefore, HMG-CoA reductase inhibitors are contraindicated during pregnancy and in nursing mothers. **Cerivastatin sodium should be administered to women of child-bearing age only when such patients are highly unlikely to conceive and have been informed of the potential hazards.** If the patient becomes pregnant while taking this drug, cerivastatin sodium should be discontinued and the patient should be apprised of the potential hazard to the fetus.

Hypersensitivity to any component of this medication.

WARNINGS

Liver Enzymes: HMG-CoA reductase inhibitors have been associated with biochemical abnormalities of liver function. Persistent increases of serum transaminase (ALT, AST) values to more than 3 times the upper limit of normal (occurring on two or more not necessarily sequential occasions, regardless of baseline status) have been reported in 0.5% of patients treated with cerivastatin sodium in the US over an average period of 11 months. The incidence of these abnormalities was 0.1%, 0.4%, 0.9% and 0.6% for BAYCOL® 0.2, 0.3, 0.4, and 0.8 mg respectively. These abnormalities usually occurred within the first 6 months of treatment, usually resolved after discontinuation of the drug, and were not associated with cholestasis. In most cases, these biochemical abnormalities were asymptomatic.

It is recommended that liver function tests be performed before the initiation of treatment, at 6 and 12 weeks after initiation of therapy or elevation in dose, and periodically thereafter, e.g., semiannually. Patients who develop increased transaminase levels should be monitored with a second liver function evaluation to confirm the finding and be followed thereafter with frequent liver function tests until the abnormality(ies) return to normal. Should an increase in AST or ALT of three times the upper limit of normal or greater persist, withdrawal of cerivastatin sodium therapy is recommended.

Active liver disease or unexplained transaminase elevations are contraindications to the use of BAYCOL® (cerivastatin sodium tablets) (see **CONTRAINDICATIONS**). Caution should be exercised when cerivastatin sodium is administered to patients with a history of liver disease or heavy alcohol ingestion (see **CLINICAL PHARMACOLOGY: Pharmacokinetics/Metabolism**). Such patients should be started at the low end of the recommended dosing range and closely monitored.

Skeletal Muscle: **Cases of rhabdomyolysis, some with acute renal failure secondary to myoglobinuria, have been reported with cerivastatin and other drugs in this class.** Myopathy, defined as muscle aching or muscle weakness, associated with increases in plasma creatine kinase (CK) values to greater than 10 times the upper limit of normal, was seen in 0.4% of patients in U.S. cerivastatin clinical trials. In one clinical study using BAYCOL 0.8 mg as the starting dose, women over 65 years of age, especially those with low body weight, were observed to be at an increased risk of myopathy. Myopathy should be considered in any patient with diffuse myalgias, muscle tenderness or weakness, and/or marked elevation of CK. Patients should be advised to report promptly unexplained muscle pain, tenderness, or weakness, particularly if accompanied by malaise or fever. BAYCOL® (cerivastatin sodium tablets) therapy should be discontinued if markedly elevated CK levels occur or myopathy is diagnosed or suspected. **BAYCOL® (cerivastatin sodium tablets) should be temporarily withheld in any patient experiencing an acute or serious condition predisposing to the development of renal failure secondary to rhabdomyolysis, e.g., sepsis; hypotension; major surgery; trauma; severe metabolic, endocrine or electrolyte disorders; or uncontrolled epilepsy.**

The risk of myopathy during treatment with HMG-CoA reductase inhibitors is increased with concurrent administration of cyclosporine, fibric acid derivatives, erythromycin, azole antifungals or lipid-lowering doses of niacin.

The combined use of HMG-CoA inhibitors and fibrates generally should be avoided. The use of fibrates alone may be associated with myopathy including rhabdomyolysis and associated renal failure. **The combined use of cerivastatin and gemfibrozil is contraindicated due to a risk for rhabdomyolysis (see Contraindications).**

PRECAUTIONS

General: Before instituting therapy with BAYCOL® (cerivastatin sodium tablets), an attempt should be made to control hypercholesterolemia with appropriate diet, exercise, weight reduction in obese patients, and treatment of underlying medical problems (see **INDICATIONS AND USAGE**).

Cerivastatin sodium may elevate creatine kinase and transaminase levels (see **ADVERSE REACTIONS**). This should be considered in the differential diagnosis of chest pain in a patient on therapy with cerivastatin sodium.

Homozygous Familial Hypercholesterolemia: Cerivastatin sodium has not been evaluated in patients with rare homozygous familial hypercholesterolemia. HMG-CoA reductase inhibitors have been reported to be less effective in these patients because they lack functional LDL receptors.

Information for Patients: Patients should be advised to report promptly unexplained muscle pain, tenderness, or weakness, particularly if accompanied by malaise or fever.

DRUG INTERACTIONS:

Immunosuppressive Drugs, Fibric Acid Derivatives, Niacin (Nicotinic Acid), Erythromycin, Azole Antifungals: see **WARNINGS: Skeletal Muscle.**

ANTACID (Magnesium-Aluminum Hydroxide): Cerivastatin plasma concentrations were not affected by co-administration of antacid.

CIMETIDINE: Cerivastatin plasma concentrations were not affected by co-administration of cimetidine.

CHOLESTYRAMINE: The influence of the bile-acid-sequestering agent cholestyramine on the pharmacokinetics of cerivastatin sodium was evaluated in 12 healthy males in 2 separate randomized crossover studies. In the first study, concomitant administration of 0.2 mg cerivastatin sodium and 12 g cholestyramine resulted in decreases of more than 22% for AUC and 40% for C_{max} when compared to dosing cerivastatin sodium alone. However, in the second study, administration of 12 g cholestyramine 1 hour before the evening meal and 0.3 mg cerivastatin sodium approximately 4 hours after the same evening meal resulted in a decrease in the cerivastatin AUC of less than 8%, and a decrease in C_{max} of about 30% when compared to dosing cerivastatin sodium alone. Therefore, it would be expected that a dosing schedule of cerivastatin sodium given at bedtime and cholestyramine given before the evening meal would not result in a significant decrease in the clinical effect of cerivastatin sodium.

DIGOXIN: Plasma digoxin levels and digoxin clearance at steady-state were not affected by co-administration of 0.2 mg cerivastatin sodium. Cerivastatin plasma concentrations were also not affected by co-administration of digoxin.

WARFARIN: Co-administration of warfarin and cerivastatin to healthy volunteers did not result in any changes in prothrombin time or clotting factor VII when compared to co-administration of warfarin and placebo. The AUC and C_{max} of both the (R) and (S) isomers of warfarin were unaffected by concurrent dosing of 0.3 mg cerivastatin sodium. Co-administration of warfarin and cerivastatin did not alter the pharmacokinetics of cerivastatin sodium.

ERYTHROMYCIN: In hypercholesterolemic patients, steady-state cerivastatin AUC and C_{max} increased approximately 50% and 24% respectively after 10 days with co-administration of erythromycin, a known inhibitor of cytochrome P450 3A4.

ITRACONAZOLE: In hypercholesterolemic patients, following a 0.3 mg dose of cerivastatin, steady-state cerivastatin AUC and C_{max} increased 38% and 12%, respectively after 10 days with co-administration of 200 mg itraconazole, a potent inhibitor of cytochrome P450 3A4. Cerivastatin half-life was approximately 5 hours (a 64% increase) following co-administration with itraconazole, which would not lead to accumulation of cerivastatin upon multiple dosing. The administration of 0.3 mg of cerivastatin concomitantly with itraconazole has no effect on itraconazole pharmacokinetics.

In a single dose crossover study using 0.8 mg cerivastatin, the AUC and C_{max} of cerivastatin were increased 27% and 25% respectively during concomitant itraconazole treatment.

OMEPRAZOLE: There were no changes in the pharmacokinetic parameters of either cerivastatin or its major active metabolites, or of omeprazole in healthy young males given single 0.3 mg oral doses of cerivastatin alone or on the fifth day of a five-day omeprazole 20 mg daily pre-treatment.

GEMFIBROZIL: The potential for clinically relevant interaction between gemfibrozil and cerivastatin has not been assessed in clinical trials. However, during postmarketing surveillance, patients on cerivastatin

who experienced rhabdomyolysis and associated renal failure, were in most cases also taking gemfibrozil. (See **CONTRAINDICATIONS** and **WARNINGS: Skeletal Muscle).**

CYCLOSPORINE: The single dose pharmacokinetics of 0.2 mg of cerivastatin in healthy subjects was compared to the pharmacokinetics of single and multiple doses in renal transplant patients who were at steady-state with respect to cyclosporine. Cyclosporine levels were unaffected by cerivastatin. Plasma concentrations of cerivastatin and its metabolites increased 3- to 5-fold with no change in its elimination. No cerivastatin accumulation occurred with multiple dosing.

Endocrine Function: HMG-CoA reductase inhibitors interfere with cholesterol synthesis and lower cholesterol levels and, as such, might theoretically blunt adrenal or gonadal steroid hormone production.

Clinical studies have shown that cerivastatin sodium has no adverse effect on sperm production and does not reduce basal plasma cortisol concentration, impair adrenal reserve or have an adverse effect on thyroid metabolism as assessed by TSH. Results of clinical trials with drugs in this class have been inconsistent with regard to drug effect on basal and reserve steroid levels. The effects of HMG-CoA reductase inhibitors on male fertility have not been studied in adequate numbers of male patients. The effects, if any, on the pituitary-gonadal axis in pre-menopausal women are unknown.

Patients treated with cerivastatin sodium who develop clinical evidence of endocrine dysfunction should be evaluated appropriately. Caution should be exercised if an HMG-CoA reductase inhibitor or other agent used to lower cholesterol levels is administered to patients also receiving other drugs that may decrease the levels or activity of endogenous steroid hormones, e.g., ketoconazole, spironolactone, or cimetidine.

CNS and other Toxicities: Chronic administration of cerivastatin to rodent and non-rodent species demonstrated the principal toxicologic targets and effects observed with other HMG-CoA reductase inhibitors: Hemorrhage and edema in multiple organs and tissues including CNS (dogs); cataracts (dogs); degeneration of muscle fibers (dogs, rats, and mice); hyperkeratosis in the non-glandular stomach (rats and mice, this organ has no human equivalent); liver lesions (dogs, rats, and mice).

CNS lesions were characterized by multifocal bleeding with fibrinoid degeneration of vessel walls in the plexus chorioideus of the brain stem and in the ciliary body of the eye at 0.1 mg/kg/day in the dog. This dose resulted in plasma levels of cerivastatin (C_{max}, measured as free drug), that were about 17 times higher than the mean values in humans taking 0.8 mg/day. No CNS lesions were observed after chronic treatment with cerivastatin for up to two years in the mouse (up to 6 times human $C_{max\ free}$ drug levels) and rat (in the range of human $C_{max\ free}$ drug levels).

Carcinogenesis, Mutagenesis, Impairment of Fertility: A 2-year study was conducted in rats with dietary administration resulting in average daily doses of cerivastatin of 0.007, 0.034, or 0.158 mg/kg. The high dosage level corresponded to plasma free drug levels (AUC) of approximately 2 times those in humans following a 0.8-mg oral dose. Tumor incidences of treated rats were comparable to controls in all treatment groups. In a 2-year carcinogenicity study conducted in mice with dietary administration resulting in average daily doses of cerivastatin of 0.4, 1.8, 9.1, or 55 mg/kg hepatocellular adenomas were significantly increased in male and female mice at ≥ 9.1 mg/kg (AUC_{free} values about 3 times human at 0.8 mg/day). Hepatocellular carcinomas were significantly increased in male mice at ≥ 1.8 mg/k (AUC_{free} values in the range of human exposure at 0.8 mg/day).

No evidence of genotoxicity was observed *in vitro* with or without metabolic activation in the following assays: microbial mutagen tests using mutant strains of *S. typhimurium* or *E. coli*, Chinese Hamster Ovary Forward Mutation Assay, Unscheduled DNA Synthesis in rat primary hepatocytes, chromosome aberrations in Chinese Hamster Ovary cells, and spindle inhibition in human lymphocytes. In addition, there was no evidence of genotoxicity *in vivo* in a mouse Micronucleus Test; there was equivocal evidence of mutagenicity in a mouse Dominant Lethal Test.

In a combined male and female rat fertility study, cerivastatin had no adverse effects on fertility or reproductive performance at doses up to 0.1 mg/kg/day (in the range of human $C_{max\ free}$ drug levels). At a dose of 0.3 mg/kg/day (about 3 times human $C_{max\ free}$ drug levels), the length of gestation was marginally prolonged, stillbirths were increased, and the survival rate up to day 4 postpartum was decreased. In the fetuses (F1), a marginal reduction in fetal weight and delay in bone development was observed. In the mating of the F1 generation, there was a reduced number of female rats that littered.

In the testicles of dogs treated chronically with cerivastatin at a dose of 0.008 mg/kg/day (in the range of human $C_{max\ free}$ drug levels), atrophy, vacuolization of the germinal epithelium, spermatidic giant cells, and

focal oligospermia were observed. In another 1-year study in dogs treated with 0.1 mg/kg/day (approximately 17-fold the human exposure at doses of 0.8 mg based on $C_{max\ free}$), ejaculate volume was small and libido was decreased. Semen analysis revealed an increased number of morphologically altered spermatozoa indicating disturbances of epididymal sperm maturation that was reversible when drug administration was discontinued.

Pregnancy: Pregnancy Category X: (See CONTRAINDICATIONS): Cerivastatin caused a significant increase in incomplete ossification of the lumbar center of the vertebrae in rats at an oral dose of 0.72 mg/kg. Cerivastatin did not cause any anomalies or malformations in rabbits at oral doses up to 0.75 mg/kg. These doses resulted in plasma levels about 6 times the human exposure ($C_{max\ free}$) for rats and 3 times the human exposure for rabbits ($C_{max\ free}$) at a human dose of 0.8 mg. Cerivastatin crossed the placenta and was found in fetal liver, gastrointestinal tract, and kidneys when pregnant rats were given a single oral dose of 2 mg/kg.

Safety in pregnant women has not been established. Cerivastatin should be administered to women of child-bearing potential only when such patients are highly unlikely to conceive and have been informed of the potential hazards. Rare reports of congenital anomalies have been received following intrauterine exposure to other HMG-CoA reductase inhibitors. In a review of approximately 100 prospectively followed pregnancies in women exposed to simvastatin or lovastatin, the incidences of congenital anomalies, spontaneous abortions and fetal deaths/stillbirths did not exceed what would be expected in the general population. The number of cases is adequate only to exclude a three- to four-fold increase in congenital anomalies over the background incidence. In 89% of the prospectively followed pregnancies, drug treatment was initiated prior to pregnancy and was discontinued at some point in the first trimester when pregnancy was identified. As safety in pregnant women has not been established and there is no apparent benefit to therapy with BAYCOL® during pregnancy (see **CONTRAINDICATIONS**), treatment should be immediately discontinued as soon as pregnancy is recognized. If a women becomes pregnant while taking cerivastatin, the drug should be discontinued and the patient advised again as to potential hazards to the fetus.

Nursing Mothers: Based on preclinical data, cerivastatin is present in breast milk in a 1.3:1 ratio (milk:plasma). Because of the potential for serious adverse reactions in nursing infants, nursing women should not take cerivastatin (see **CONTRAINDICATIONS**).

Pediatric Use: Safety and effectiveness in pediatric patients have not been established.

Geriatric Use: In clinical pharmacology studies, there were no clinically relevant effects of age on the pharmacokinetics of cerivastatin sodium. In one clinical study using BAYCOL 0.8 mg as the starting dose, women over 65 years of age, especially those with low body weight, were observed to be at an increased risk of myopathy. Caution should be exercised when titrating such patients to the 0.8 mg dose of BAYCOL.

Renal Insufficiency: Patients with significant renal impairment ($Cl_{cr} \leq 60$ mL/min/1.73m^2) have increased AUC (up to 60%) and C_{max} (up to 23%) and should be administered BAYCOL® with caution.

Hepatic Insufficiency: Safety and effectiveness in hepatically impaired patients have not been established. Cerivastatin should be used with caution in patients who have a history of liver disease and/or consume substantial quantities of alcohol (see **CONTRAINDICATIONS** and **WARNINGS**).

ADVERSE REACTIONS

Cerivastatin sodium has been evaluated for adverse events in more than 5,000 patients worldwide. In the U.S. placebo-controlled clinical studies, discontinuations due to adverse events occurred in 3.1% of cerivastatin sodium treated patients and in 2.0% of patients treated with placebo. Adverse reactions have usually been mild and transient.

Clinical Adverse Experiences: Adverse experiences occurring with a frequency ≥2% for marketed doses of cerivastatin sodium, regardless of causality assessment, in U.S. placebo-controlled clinical studies, are shown in Table 5 below:

Table 5
Adverse Experiences occurring in ≥2% Patients in U.S. Placebo Controlled Clinical Studies

Adverse Event	BAYCOL® (n = 2231)	Placebo (n = 702)
Any event	63.2%	63.0%
Pharyngitis	9.6%	12.1%
Headache	8.5%	9.5%
Rhinitis	8.3%	10.1%
Sinusitis	4.7%	5.0%
Accidental injury	4.4%	5.6%
Arthralgia	4.3%	3.4%
Dyspepsia	3.8%	4.8%
Flu syndrome	3.7%	6.3%
Back pain	3.4%	5.0%
Asthenia	3.4%	2.1%
Diarrhea	3.3%	3.3%
Rash	3.0%	4.4%
Myalgia	2.5%	2.3%
Abdominal pain	2.5%	3.0%
Nausea	2.4%	3.1%
Leg pain	2.2%	1.4%
Constipation	2.2%	2.0%
Dizziness	2.1%	2.4%
Flatulence	2.1%	2.7%
Chest pain	2.0%	1.8%
Bronchitis	1.3%	2.1%

The following effects have been reported with drugs in this class; not all effects listed below have necessarily been associated with cerivastatin therapy.

Skeletal: myopathy, muscle cramps, rhabdomyolysis, arthralgias, myalgia.

Neurological: dysfunction of certain cranial nerves (including alteration of taste, impairment of extra-ocular movement, facial paresis), tremor, dizziness, memory loss, vertigo, paresthesia, peripheral neuropathy, peripheral nerve palsy, anxiety, insomnia, depression, psychic disturbances.

Hypersensitivity Reactions: An apparent hypersensitivity syndrome has been reported that included one or more of the following features: anaphylaxis, angioedema, lupus erythematosus-like syndrome, polymyalgia rheumatica, dermatomyositis, vasculitis, purpura, thrombocytopenia, leukopenia, hemolytic anemia, positive ANA, ESR increase, eosinophilia, arthritis, arthralgia, urticaria, asthenia, photosensitivity, fever, chills, flushing, malaise, dyspnea, toxic epidermal necrolysis, erythema multiforme, including Stevens-Johnson syndrome.

Gastrointestinal: pancreatitis, hepatitis, including chronic active hepatitis, cholestatic jaundice, fatty change in liver, cirrhosis, fulminant hepatic necrosis, and hepatoma; anorexia, vomiting.

Skin: alopecia, pruritus. A variety of skin changes, (e.g., nodules, discoloration, dryness of skin/mucous membranes, changes to hair/nails), have been reported.

Reproductive: gynecomastia, loss of libido, erectile dysfunction.

Eye: progression of cataracts (lens opacities), ophthalmoplegia.

Laboratory Abnormalities: elevated transaminases, creatine kinase, alkaline phosphatase, γ-glutamyl transpeptidase, and bilirubin; thyroid function abnormalities.

Post-Marketing Adverse Event Reports: The following events have been reported since market introduction. While these events were generally associated with the use of BAYCOL®, a casual relationship to the use of BAYCOL® cannot be readily determined due to the spontaneous nature of reporting of medical events, and the lack of controls.

Body as a Whole: Asthenia, fever, headache, anorexia, abdominal pain, epistaxis, edema.

Cardiovascular System: Hypertension, angina pectoris.

Digestive System: Colitis, constipation, diarrhea, duodenal ulcer, dyspepsia, flatulance, gastrointestinal disorder, gastrointestinal hemorrhage, hepatitis, nausea.

Hemolytic and Lymphatic System: Anemia, leukopenia.

Hypersensitivity Reaction: Allergic reaction, anaphylactoid reaction, angioedema, urticaria.

Nervous System: Paralysis, somnolence.

Musculoskeletal System: Myalgia, myasthenia, myopathy, myositis, rhabdomyolysis, hypertonia, hyperkinesia.

Respiratory System: Cough increase.

Urogenital System: Acute renal failure secondary to myoglobinuria.

Special Senses: Cataract specified, visual disturbance, blurred vision.

Laboratory Abnormalities: Amylase increase, elevated transaminases, laboratory tests abnormal, kidney function abnormal, creatine phosphokinase increase.

Concomitant Therapy: In studies where cerivastatin sodium has been administered concomitantly with cholestyramine, no adverse reactions unique to this combination or in addition to those previously reported for this class of drugs were reported. Myopathy and rhabdomyolysis (with or without acute renal failure) have been reported when HMG-CoA reductase inhibitors are used in combination with immunosuppressive drugs, fibric acid derivatives, erythromycin, azole antifungals or lipid-lowering doses of nicotinic acid. Concomitant therapy with HMG-CoA reductase inhibitors and these agents is generally not recommended (see **WARNINGS: Skeletal Muscle**). Concurrent treatment with gemfibrozil is contraindicated (see **CONTRAINDICATIONS** and **WARNINGS: Skeletal Muscle**).

OVERDOSAGE

No specific recommendations concerning the treatment of an overdosage can be made. Should an overdose occur, it should be treated symptomatically and supportive measures should be undertaken as required.

Dialysis of cerivastatin sodium is not expected to significantly enhance clearance since the drug is extensively (>99%) bound to plasma proteins.

DOSAGE AND ADMINISTRATION

The patient should be placed on a standard cholesterol-lowering diet before receiving cerivastatin sodium and should continue on this diet during treatment with cerivastatin sodium. (See NCEP Treatment Guidelines for details on dietary therapy.)

The recommended starting-dose of BAYCOL® is 0.4 mg once daily in the evening. The dosage range is 0.2 mg to 0.8 mg. Cerivastatin sodium may be taken with or without food. In patients with significant renal impairment (creatinine clearance ≤60 mL/min/1.73m^2) the lower doses are recommended.

Since the maximal effect of cerivastatin sodium is seen within 4 weeks, lipid determinations should be performed at this time and dose adjusted as necessary.

Concomitant Therapy: The lipid-lowering effects on LDL-C and Total-C are additive when cerivastatin sodium is combined with a bile-acid-binding resin. When co-administering cerivastatin sodium and a bile-acid-exchange resin, e.g., cholestyramine, cerivastatin sodium should be given at least 2 hours after the resin (see also **ADVERSE REACTIONS: Concomitant Therapy**).

Dosage in Patients with Renal Insufficiency: No dose adjustment is necessary for patients with mild renal dysfunction (Cl_{cr} 61-90 mL/min/1.73m^2). For patients with moderate or severe renal dysfunction, a starting dose of 0.2 mg or 0.3 mg is recommended (see **CLINICAL PHARMACOLOGY - Special Populations - Renal**).

APPEARS THIS WAY
ON ORIGINAL

HOW SUPPLIED

BAYCOL® (cerivastatin sodium tablets) is supplied as 0.2-mg, 0.3-mg, 0.4-mg and 0.8-mg tablets. The different tablet strengths can be identified as follows:

		Markings	
Strength	**Color**	**Front**	**Back**
0.2 mg	light yellow	283	200 MCG
0.3 mg	yellow brown	284	300 MCG
0.4 mg	ocher	285	400 MCG
0.8 mg	brown orange	286	800 MCG

BAYCOL® (cerivastatin sodium tablets) is supplied as follows:

Bottles of 30:	0.4 mg	(NDC 0026-2885-69)
	0.8 mg	(NDC 0026-2886-69)
Bottles of 90:	0.2 mg	(NDC 0026-2883-86)
	0.3 mg	(NDC 0026-2884-86)
	0.4 mg	(NDC 0026-2885-86)
	0.8 mg	(NDC 0026-2886-86)
Bottles of 1000:	0.4 mg	(NDC 0026-2885-54)
Bottles of 5000:	0.4 mg	(NDC 0026-2885-82)

The tablets should be protected from moisture and stored below 77°F (25°C). Dispense in tight containers.

References:

[1] **Classification of Hyperlipoproteinemias**

		Lipid Elevations	
Type	**Lipoproteins Elevated**	**major**	**minor**
I (rare)	chylomicrons	TG	↑→C
IIa	LDL	C	–
IIb	LDL,VLDL	C	TG
III (rare)	IDL	C/TG	–
IV	VLDL	TG	↑→C
V (rare)	chylomicrons, VLDL	TG	↑→C

C=cholesterol, TG=triglycerides, LDL=low-density lipoprotein,
VLDL= very-low-density lipoprotein, IDL=intermediate-density lipoprotein.

Bayer Corporation
Pharmaceutical Division
400 Morgan Lane
West Haven, CT 06516 USA
Made in Germany

Rx Only

APPEARS THIS WAY
ON ORIGINAL

Patient Information About:

BAYCOL®

(cerivastatin sodium tablets)

Read this information carefully before you start taking your medicine. Read the information you get with your medicine each time you refill your prescription. There may be new information. This information does not take the place of talking with your doctor.

What is Baycol®?

Baycol [BAY-call] is a prescription medicine that reduces the total amount of cholesterol that your body makes. It also lowers the level of your LDL (bad) cholesterol. Baycol is used by adults with high cholesterol, when diet and exercise have not lowered cholesterol enough. You should follow a diet low in fat and cholesterol and exercise regularly when taking Baycol.

Who should not take Baycol?

Do not take Baycol if you

- Take Lopid (gemfibrozil).
- Take certain other medicines. Tell your doctor about other medicines and supplements. You can get serious muscle problems that can lead to kidney failure if you take Baycol with some medicines. One of these medicines is Lopid (gemfibrozil).
- Are pregnant or breast feeding or if you may become pregnant. Baycol may harm the baby.
- Have liver disease or possible liver problems.

Tell your doctor if you had liver problems in the past or if you drink a lot of alcohol (three (3) or more drinks per day). Your doctor may want to start you on the lower doses of Baycol and check you more often.

Tell your doctor if you will have major surgery, have been badly injured, have epilepsy, problems with your hormones or serious kidney problems. You may need to stop taking Baycol for a while.

Children should not take Baycol.

How should I take Baycol?

Take Baycol once a day in the evening, at about the same time each day. Swallow it whole with liquid. You can take it with or without food.

If you miss your daily dose, do not take two doses the next day. Rather, skip the dose and go back to your regular schedule on the next day. Do not take 2 doses at one time.

Continue with your diet and exercise program while taking Baycol.

Your doctor may do blood tests to check for liver problems before you start taking Baycol, at 6 and 12 weeks after you start taking it, and then every 6 months. Your blood should also be checked if your dose is increased.

What should I avoid while taking Baycol?

Do not

- Take Lopid (gemfibrozil)
- Breast feed since Baycol can pass through the milk and may harm the baby.
- Take Baycol while you are pregnant. If you become pregnant while taking Baycol, stop taking it and tell your doctor right away.
- Take certain other medicines. Ask your doctor what medicines you should not take.

What are the possible side effects of Baycol?

The most common complaints from patients taking Baycol are headache, sore throat, runny nose, stuffy nose, joint and muscle pain, diarrhea, and rash. If you develop these or other symptoms that you think may be caused by Baycol, contact your doctor.

Muscle and kidney problems. If you experience any unexplained muscle pain, tenderness, or weakness at any time during treatment with Baycol, you should notify your doctor immediately. Rarely, there is a risk of muscle breakdown resulting in kidney damage. The risk of this breakdown is greater in patients taking certain other drugs along with Baycol such as Lopid® (gemfibrozil) as well as cyclosporine,

fibric acid derivatives, erythromycin, azole antifungals or lipid-lowering doses of niacin. If you are uncertain whether you are taking one of these medications, speak with your doctor. Because of these risks, your doctor should carefully monitor you for any muscle pain, tenderness or weakness, particularly during the initial months of treatment, if the dose of Baycol is increased, or if you are a woman over 65 years of age.

Tell your doctor right away if you get unexpected muscle pain, tenderness or weakness, especially if you also have a fever or feel sick. These may be sign of a serious side effect.

Liver problems Some patients taking Baycol have blood tests that show possible liver problems. Your doctor will check your liver function with blood tests.

General advice about prescription medicines

Medicines are sometimes prescribed for conditions that are not described in patient information leaflets. This medicine is for your use only. Never give it to other people. Do not use Baycol for a condition for which it was not prescribed. Ask your doctor if you have any questions. You can ask your doctor or pharmacist for information about Baycol that was written for health care professionals.

This information does not take the place of discussions with your doctor or health care professional about your medical condition or your treatment. See your health care professional for full prescribing information.

Bayer Corporation
Pharmaceutical Division
400 Morgan Lane
West Haven, CT 06516 USA
Made in Germany

Rx Only

APPEARS THIS WAY
ON ORIGINAL

CENTER FOR DRUG EVALUATION AND RESEARCH

APPLICATION NUMBER: 20-740/S018

CHEMISTRY REVIEW(S)

CHEMIST'S REVIEW

Organization CDER/HFD-510 Division of Metabolism and Endocrine Drug Products	**NDA # 20-740** Approved: 26-AUG-1997
Name and Address of Applicant: Bayer Corporation Pharmaceutical Division 400 Morgan Lane West Haven, CT 06516-4175 Phone (203) 812-2000 812-5145	**Supplement** SCM-018 Doc. 11-JAN-2001 Rec. 12-JAN-2001 **Name Of The Drug** BAYCOL Tablets **Nonproprietary Name** Cerivastatin Sodium Tablets
Supplement provides for additional HDPE bottle packaging configurations for [redacted] 0.4-mg Baycol® Tablets.	**Amendment(s)** --

Pharmacological Category HMG-CoA reductase Inhibitor. Hypercholesterolemia.	**How Dispensed** Oral Rx	**Supporting Documents** --
Dosage Form Tablets	**Potencies** [redacted]	

Chemical Name and Structure

Cerivastatin sodium

$C_{26}H_{33}FNO_5N$
MW = 481.5
CAS 143201-11-0

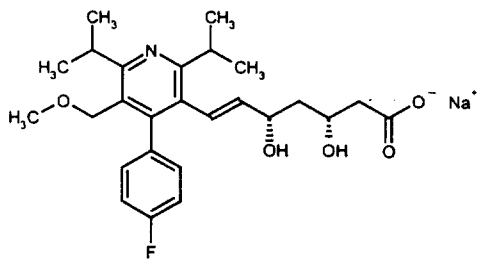

(+)-[3R,5S,(E)]-Sodium-7-[4-(4-flourophenyl)-2,6-diisopropyl-5-methoxymethyl-pyrid-3-yl]-3,5-dihydroxy-6-heptenoate

Comments: This supplement provides for the description and characterization of [redacted] additional drug product packaging configurations. [redacted] For the for **0.4-mg strength tablets** the [redacted] additional packaging configurations are: [redacted] **250 cc HDPE bottle** [redacted], **maximum fill count of 1000 tablets**, and **750 cc HDPE bottle** [redacted] **5000 count**. All those HDPE bottles use the same material as the approved HDPE bottles. [redacted] 26 months stability data are provided for the 0.4-mg packaging configurations (18 months expiration date are requested). The stability data fully support the proposed expiration dates.

Conclusions and Recommendation: Satisfactory CMC information has been provided to support the quality of the drug product packaged in the proposed additional container/closure configurations. From the chemistry point of view, this supplement can be approved. Issue approval letter.

Date Completed: 22-MAR-2001

Xavier Ysern, PhD

R/D Init.

filename: [redacted]

DISTRIBUTION: Original: NDA 20-740 cc: HFD-510 Division File/ PSimoneau/ SMoore/ XYsern

AP

/s/

Xavier Ysern
3/23/01 12:31:55 PM
CHEMIST

AP

Stephen Moore
3/23/01 01:08:01 PM
CHEMIST

APPEARS THIS WAY
ON ORIGINAL

CHEMIST'S REVIEW

Organization CDER/HFD-510 Division of Metabolism and Endocrine Drug Products	**NDA # 20-740** Approved: 26-AUG-1997
Name and Address of Applicant: Bayer Corporation Pharmaceutical Division 400 Morgan Lane West Haven, CT 06516-4175 Phone (203) 812-2000 812-5145	**Supplement** SCM-018 Doc. 11-JAN-2001 Rec. 12-JAN-2001 **Name Of The Drug** BAYCOL Tablets **Nonproprietary Name** Cerivastatin Sodium Tablets
Supplement provides for additional HDPE bottle packaging configurations for ———— 0.4-mg Baycol® Tablets, however, of these packages only the 0.4-mg dose of Baycol® Tablets in the 1000 and 5000 tablet counts will be commercialized.	**Amendment(s)** Doc. 24-APR-2001 Rec. 26-APR-2001

Pharmacological Category HMG-CoA reductase Inhibitor. Hypercholesterolemia.	**How Dispensed** Oral Rx	**Supporting Documents** --
Dosage Form Tablets	**Potencies** ————	

Chemical Name and Structure

Cerivastatin sodium

$C_{26}H_{33}FNO_5N$
MW = 481.5
CAS 143201-11-0

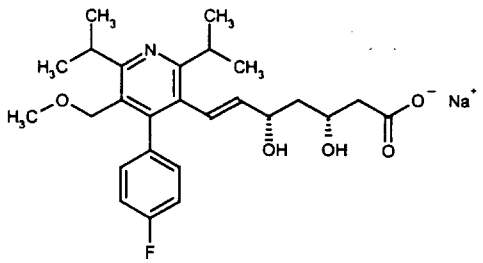

(+)-[3R,5S,(E)]-Sodium-7-[4-(4-flourophenyl)-2,6-diisopropyl-5-methoxymethyl-pyrid-3-yl]-3,5-dihydroxy-6-heptenoate

Comments: The original supplement provided container/closure and stability information of new packaging configurations for Baycol Tablets. The 24-APR-2001 amendment states that only the 0.4-mg strength 250 cc/1000 tablet count and 750 cc/5000 tablet count packaging configurations will be commercialized. Immediate container labels for the 0.4-mg 1000 and 5000 tablet counts have been adequately provided. The "How Supplied" section of the package insert have been revised to reflect these changes. *Regulatory requirements have been fulfilled.*

Conclusions and Recommendation: Satisfactory CMC information has been provided to support the quality of the drug product packaged in the proposed additional container/closure configurations. Labeling information has been adequately provided only for the to be commercialized 0.4-mg strength 250 cc/1000 tablet count and 750 cc/5000 tablet count packaging configurations. From the chemistry point of view, this supplement can be approved. **Issue approval letter. The letter should specifically indicate that the 1000 and 5000 tablet count packaging configurations for the 0.4-mg strength have been approved.**

Date Completed: 26-APR-2001

Xavier Ysern, PhD

R/D Init.

filename: ————

DISTRIBUTION: Original: NDA 20-740 cc: HFD-510 Division File/ PSimoneau/ SMoore/ XYsern

AP

This is a representation of an electronic record that was signed electronically and this page is the manifestation of the electronic signature.

/s/

Xavier Ysern
4/30/01 02:39:15 PM
CHEMIST

Stephen Moore
4/30/01 04:26:06 PM
CHEMIST

APPEARS THIS WAY
ON ORIGINAL

CHEMIST'S REVIEW

Organization CDER/HFD-510 Division of Metabolism and Endocrine Drug Products	**NDA # 20-740** Approved: 26-AUG-1997
Name and Address of Applicant: Bayer Corporation Pharmaceutical Division 400 Morgan Lane West Haven, CT 06516-4175 Phone (203) 812-2000 812-5145	**Supplement** SCM-018 Doc. 11-JAN-2001 Rec. 12-JAN-2001 **Name Of The Drug** BAYCOL Tablets **Nonproprietary Name** Cerivastatin Sodium Tablets
Supplement provides for two additional HDPE bottle packaging configurations, the 1000 and 5000 tablet counts, for the 0.4-mg Baycol® Tablets.	**Amendment(s)** Doc. 07-MAY-2001 Rec. 08-MAY-2001 Doc. 08-MAY-2001 Rec. 08-MAY-2001

Pharmacological Category HMG-CoA reductase Inhibitor. Hypercholesterolemia.	**How Dispensed** Oral Rx	**Supporting Documents** --
Dosage Form Tablets	**Potencies**	

Chemical Name and Structure

Cerivastatin sodium

$C_{26}H_{33}FNO_5N$
MW = 481.5
CAS 143201-11-0

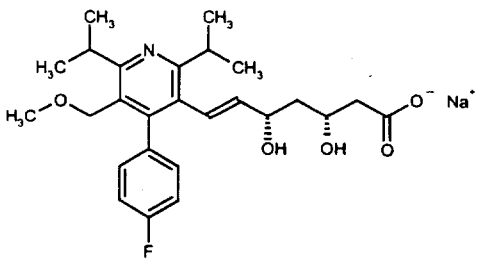

(+)-[3R,5S,(E)]-Sodium-7-[4-(4-flourophenyl)-2,6-diisopropyl-5-methoxymethyl-pyrid-3-yl]-3,5-dihydroxy-6-heptenoate

Comments: The original supplement provided container/closure and stability information of several new packaging configurations for Baycol Tablets.

. The **08-MAY-2001 amendment** removes the from consideration this time. The "How Supplied" section of the package insert has been revised to reflect these changes. *Regulatory requirements have been fulfilled.*

Conclusions and Recommendation: Satisfactory CMC information has been provided to support the quality of the drug product packaged in the proposed additional container/closure configurations. Labeling information has been adequately provided for the additional 0.4-mg strength 250 cc/1000 tablet count and 750 cc/5000 tablet count packaging configurations. From the chemistry point of view, this supplement can be approved. **Issue approval letter.**

Date Completed: 08-MAY-2001

Xavier Ysern, PhD

R/D Init.

filename:

DISTRIBUTION: Original: NDA 20-740 cc: HFD-510 Division File/ PSimoneau/ SMoore/ XYsern

AP

This is a representation of an electronic record that was signed electronically and this page is the manifestation of the electronic signature.

/s/

Xavier Ysern
5/9/01 07:51:46 AM
CHEMIST

AP

Stephen Moore
5/9/01 04:46:09 PM
CHEMIST

APPEARS THIS WAY
ON ORIGINAL

CENTER FOR DRUG EVALUATION AND RESEARCH

APPLICATION NUMBER: 20-740/S018

ADMINISTRATIVE DOCUMENTS

DEPARTMENT OF HEALTH & HUMAN SERVICES

Public Health Service

Food and Drug Administration
Rockville MD 20857

NDA 20-740/S-018

PRIOR APPROVAL SUPPLEMENT

Bayer Corporation
Attention: Frederich K. Sundermann
Deputy Director, Regulatory Affairs
400 Morgan Lane
West Haven, CT 06516-4175

Dear Mr. Sundermann:

We have received your supplemental drug application submitted under section 505(b) of the Federal Food, Drug, and Cosmetic Act for the following:

Name of Drug Product: Baycol (cerivastatin sodium) Tablets

NDA Number: 20-740

Supplement Number: S-018

Date of Supplement: January 11, 2001

Date of Receipt: January 12, 2001

This supplement proposes to change the available packaging configurations for Baycol (cerivastatin sodium) Tablets.

Unless we notify you within 60 days of our receipt date that the application is not sufficiently complete to permit a substantive review, this application will be filed under section 505(b) of the Act on March 13, 2001, in accordance with 21 CFR 314.101(a). If the application is filed, the primary user fee goal date will be May 12, 2001, and the secondary user fee goal date will be July 12, 2001.

Please cite the application number listed above at the top of the first page of any communications concerning this application. All communications concerning this supplemental application should be addressed as follows:

U.S. Postal Service/Courier/Overnight Mail:

Food and Drug Administration
Center for Drug Evaluation and Research
Division of Metabolic and Endocrine Drug Products, HFD-510
Attention: Division Document Room, 14B-19
5600 Fishers Lane
Rockville, Maryland 20857

If you have any questions, call me at (301) 827-6411.

Sincerely,

{See appended electronic signature page}

Margaret Simoneau, R.Ph.
Regulatory Project Manager
Division of Metabolic and Endocrine Drug Products
Office of Drug Evaluation II
Center for Drug Evaluation and Research

APPEARS THIS WAY
ON ORIGINAL

/s/

Margaret Simoneau
1/23/01 11:23:07 AM

APPEARS THIS WAY
ON ORIGINAL