



Front

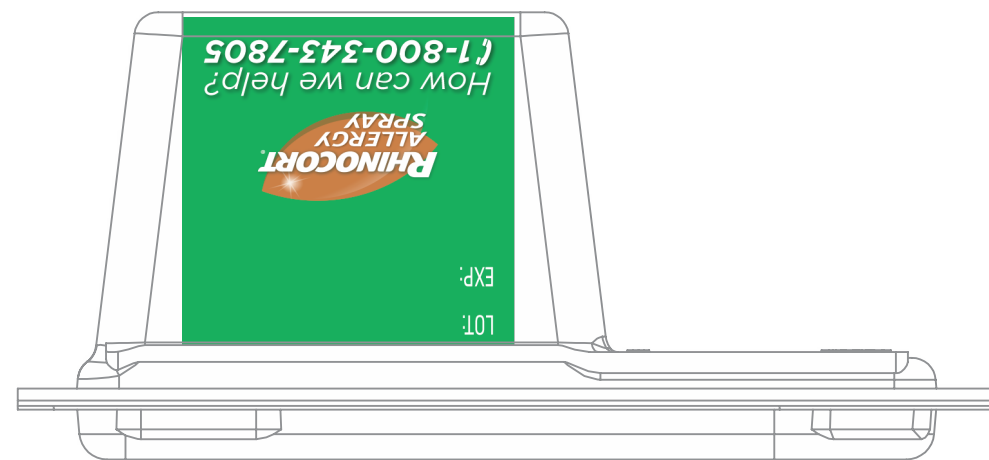


Back



Right Side View

Left Side View



Top View



Bottom View



Front

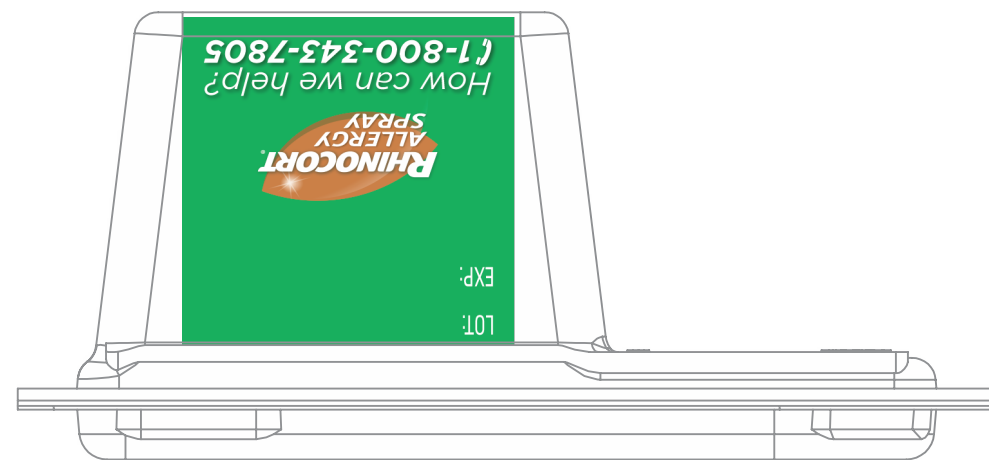


Back



Right Side View

Left Side View



Top View



Bottom View




Varnish free area



Reserved area



(b) (4)



Bar prints 100mm @ 100%



Varnish free area

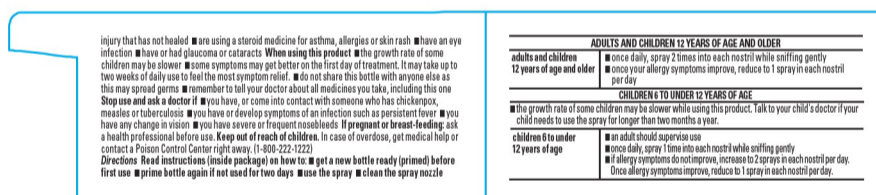


Reserved area




(b) (4)


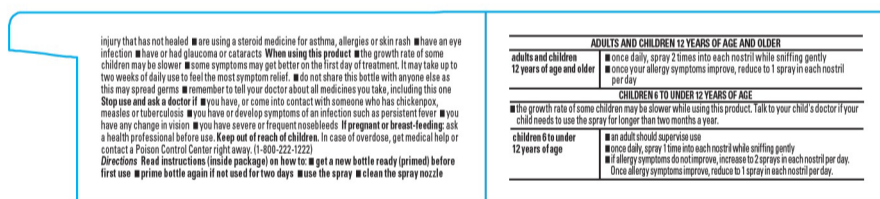
Bar prints 100mm @ 100%



(b) (4)



Bar prints 100mm @ 100%



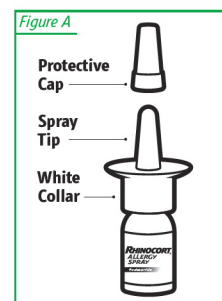
Bar prints 100mm @ 100%

(b) (4)



1. IMPORTANT INFORMATION

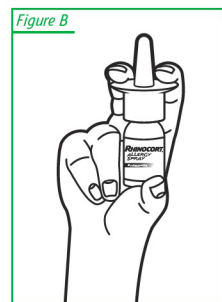
1. Read entire insert before using RHINOCORT® Allergy Spray for complete instructions on how to get a bottle ready for use (primed), how to use the spray bottle, and how to clean the spray nozzle.
2. Keep this insert as it contains important information.



2. STEPS TO GET A BOTTLE READY FOR USE (PRIMED)

Before first use, a new bottle must be primed. To prime RHINOCORT® Allergy Spray:

1. Shake bottle gently.
2. Remove protective cap as shown in Figure A.
3. Hold bottle firmly, as shown in Figure B.



4. Prime the pump by quickly and firmly pressing down on the white collar while holding the base of the bottle with your thumb for 8 sprays. The pump is now ready to use.
5. If not used for two consecutive days, reprime the pump until a fine mist appears.
 - a. If not used for more than 14 days, rinse the spray tip of the pump using the cleaning steps listed in Section 4. After cleaning, reprime until a fine spray appears.

3. INSTRUCTIONS FOR USE

Follow these instructions for daily use of RHINOCORT® Allergy Spray:

1. Gently blow nose to clear nostrils.
2. Shake bottle gently and remove cap.
3. Hold bottle firmly. (See Figure B)

Insert spray tip into nostril (tip should not reach far into nose). Close other nostril with a finger and lean head slightly forward so the spray will aim toward the back of nose. (See Figure C)

DO NOT spray towards nasal septum (wall between two nostrils). (See Figure D)
4. For each spray, press down quickly and firmly on white collar while holding the base of the bottle with your thumb. Breathe gently inward.
5. After spraying into your nostril, lean your head slightly backward for a few seconds.
6. If a second spray is needed in the same nostril, repeat steps 3 through 5.

For complete dosing instructions see Table 1 "Directions for Use".
7. Repeat steps 3 through 6, for the other nostril.
8. Avoid blowing your nose for 15 MINUTES after using RHINOCORT® Allergy Spray.
9. Wipe spray tip with a clean tissue (See Figure E), and replace outer cap. Store the bottle in an upright position.

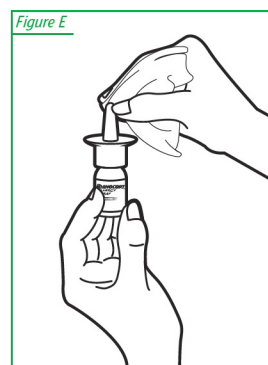
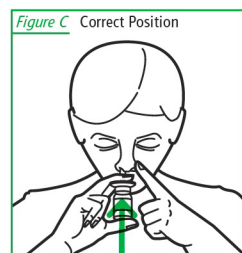


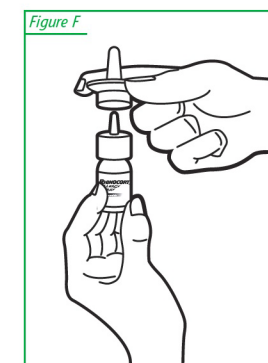
TABLE 1: DIRECTIONS FOR USE

- Before first use, you must get a new bottle ready (primed). See Section 2.
- If bottle is not used for two consecutive days, reprime the pump until a fine spray appears.
- If bottle is not used for more than two weeks, rinse the spray tip of the pump using the cleaning steps listed in Section 4. After cleaning, reprime the pump until a fine spray appears.

ADULTS AND CHILDREN 12 YEARS OF AGE AND OLDER	
adults and children 12 years of age and older	<ul style="list-style-type: none"> ■ once daily, spray 2 times into each nostril while sniffing gently ■ once your allergy symptoms improve, reduce to 1 spray in each nostril per day
CHILDREN 6 TO UNDER 12 YEARS OF AGE	
children 6 to under 12 years of age	<ul style="list-style-type: none"> ■ the growth rate of some children may be slower while using this product. Talk to your child's doctor if your child needs to use the spray for longer than two months a year. ■ an adult should supervise use ■ once daily, spray 1 time into each nostril while sniffing gently ■ if allergy symptoms do not improve, increase to 2 sprays in each nostril per day. Once allergy symptoms improve, reduce to 1 spray in each nostril per day.
children under 6 years of age	■ do not use
Other important information for use	
<ul style="list-style-type: none"> ■ do not use more than directed ■ if you forget a dose, do not double the next dose ■ do not spray into eyes or mouth ■ if allergy symptoms do not improve after two weeks, stop using and talk to a doctor ■ do not use for the common cold ■ shake well before each use 	

4. HOW TO CLEAN YOUR RHINOCORT® ALLERGY SPRAY

Rinse cap and spray tip regularly. To do this:



1. Remove cap and gently pull spray tip away from the bottle. (See Figure F)
2. Wash **only cap and spray tip** in warm water and rinse in cold tap water. Shake to remove excess water.
3. Allow cap and spray tip to air dry completely before reassembling the nasal spray.
4. Press and release spray nozzle until a fine spray is produced, taking care not to spray in the face.
5. If the spray tip becomes blocked, it can be cleared by repeating steps 1 through 3. Do not unblock the nasal applicator with a pin or other sharp object.

INDOOR ALLERGEN TIPS

From the makers of RHINOCORT® Allergy Spray

Filter your air.
HEPA (High Efficiency Particulate Air) filters can be used in air conditioning systems and vacuums to trap small allergen particles.

Minimize dust mite matter.
Use hypoallergenic bedding with zippered dust-proof covers. Wash sheets and blankets in hot water each week.

Control pets.
Keep pets off of upholstered furniture and out of the bedrooms. It may also help to have your pets washed often to help control dander.

For additional information
about RHINOCORT® Allergy Spray, please call the McNeil Consumer Care Center at 1-800-343-7805 (toll-free) or 215-273-8755 (collect)

OUTDOOR ALLERGEN TIPS

From the makers of RHINOCORT® Allergy Spray

Keep outdoor allergens out.
On high-pollen days, keep doors and windows closed. Shower and change your clothes after you've spent time outdoors. Also, drive with the windows closed.

Stay off the grass.
If possible, exercise on asphalt or cement, at the beach or at the gym to reduce contact with pollen from grass and weeds.

Dry clothes inside.
Don't hang your clothing or linens outside to dry. Drying them inside helps avoid getting pollen on your clean laundry.

Active Ingredient: Made in Netherlands. Distributed by: Johnson & Johnson Consumer Inc., McNeil Consumer Healthcare Division Fort Washington, PA 19034 USA. RHINOCORT® is a licensed trademark of AstraZeneca AB. ©2016 Johnson & Johnson Consumer Inc.


Text area for artwork



(b) (4)



Bar prints 100mm @ 100%



(b) (4)

