CENTER FOR DRUG EVALUATION AND RESEARCH

Approval Package for:

APPLICATION NUMBER:

19-537 / S-060
19-847 / S-036
19-857 / S-041
20-780 / S-020
21-473 / S-013

Trade Name: Cipro

Generic Name: (ciprofloxacin)
(ciprofloxacin hydrochloride)

Sponsor: Bayer Pharmaceuticals Corporation

Approval Date: November 9, 2005

CENTER FOR DRUG EVALUATION AND RESEARCH

APPLICATION NUMBER:

19-537 / S-060
19-847 / S-036
19-857 / S-041
20-780 / S-020
21-473 / S-013

CONTENTS

Reviews / Information Included in this NDA Review.	
Approval Letter	X
Not Approvable Letter(s)	
Final Printed Labeling	X
Medical Review(s)	X
Chemistry Review(s)	
EA/FONSI	
Pharmacology Review(s)	
Statistical Review(s)	
Microbiology Review(s)	
Clinical Pharmacology/ Biopharmaceutics Review(s)	X
Administrative and Correspondence Document(s)	

CENTER FOR DRUG EVALUATION AND RESEARCH

APPLICATION NUMBER:

19-537 / S-060
19-847 / S-036
19-857 / S-041
20-780 / S-020
21-473 / S-013

APPROVAL LETTER

DEPARTMENT OF HEALTH & HUMAN SERVICES

Public Health Service

Food and Drug Administration
Rockville, MD 20857

NDA 19-537/S-060
NDA 19-847/S-036
NDA 19-857/S-041
NDA 20-780/S-020
NDA 21-473/S-013

Bayer Pharmaceuticals Corporation
Attention: Janet A. Herrington, Ph.D.
Deputy Director
400 Morgan Lane
West Haven, CT 06516

Dear Dr. Herrington:

Please refer to your supplemental new drug applications (sNDAs) dated submitted under section 505(b) of the Federal Food, Drug, and Cosmetic Act for the following:

Name of Drug Product	NDA Number	Supplement Number	Date of Supplement	Date of Receipt
Cipro® (ciprofloxacin hydrochloride) Tablets, 250 mg, 500 mg and 750 mg	19-537	S-060	May 6, 2005	May 9, 2005
Cipro® IV (ciprofloxacin) 1% Solution Vials, 200 mg, 400 mg and 1200 mg	19-847	S-036	May 12, 2005	May 13, 2005
Cipro® IV (ciprofloxacin) 0.2% Solution in 5% Dextrose, 200 mg and 400 mg	19-857	S-041	May 12, 2005	May 19, 2005
Cipro® (ciprofloxacin) Oral Suspension, 5% and 10%	20-780	S-020	May 6, 2005	May 9, 2005
Cipro® XR (ciprofloxacin extended-release tablets), 500 mg and 1 gm	21-473	S-013	May 11, 2005	May 13, 2005

We acknowledge receipt of your submissions dated September 27, 2005 and November 8, 2005.

These "Changes Being Effected" supplemental new drug applications provide for the following revisions to the Cipro® package insert to include additional safety information regarding ciprofloxacin-tizanidine drug interactions:

Added text = double underline and Deleted text = ~~strikethrough~~

1. **Addition of ciprofloxacin's effect on CYP 450 ciprofloxacin-tizanidine interaction.**

CLINICAL PHARMACOLOGY
Metabolism
After I.V. administration, three metabolites of ciprofloxacin have been identified in human urine which together account for approximately 10% of the intravenous dose. The binding of

ciprofloxacin to serum proteins is 20 to 40%. Ciprofloxacin is an inhibitor of human cytochrome P450 1A2 (CYP1A2) mediated metabolism. Coadministration of ciprofloxacin with other drugs primarily metabolized by CYP1A2 results in increased plasma concentrations of these drugs and could lead to clinically significant adverse events of the coadministered drug (see **CONTRAINDICATIONS; WARNINGS; PRECAUTIONS: Drug Interactions**).

Drug-drug Interactions: Concomitant administration with tizanidine is contraindicated. (See **CONTRAINDICATIONS**). The potential for pharmacokinetic drug interactions between ciprofloxacin and theophylline, caffeine, cyclosporins, phenytoin, sulfonylurea glyburide, metronidazole, warfarin, probenecid, and piperacillin sodium has been evaluated. (See **WARNINGS**; **PRECAUTIONS: Drug Interactions**.)

2. **Addition of contraindication for concomitant use of ciprofloxacin with tizanidine.**

CONTRAINDICATIONS
~~CIPRO (ciprofloxacin hydrochloride)~~ Ciprofloxacin is contraindicated in persons with a history of hypersensitivity to ciprofloxacin, ~~or~~ any member of the quinolone class of antimicrobial agents, or any of the product components.

Concomitant administration with tizanidine is contraindicated. (See **PRECAUTIONS: Drug Interactions**)

3. **Addition of ciprofloxacin's effect on CYP 450 system.**

WARNINGS
Cytochrome P450 (CYP450): Ciprofloxacin is an inhibitor of the hepatic CYP1A2 enzyme pathway. Coadministration of ciprofloxacin and other drugs primarily metabolized by CYP1A2 (e.g. theophylline, methylxanthines, tizanidine) results in increased plasma concentrations of the coadministered drug and could lead to clinically significant pharmacodynamic side effects of the coadministered drug.

4. **Addition of description on ciprofloxacin and tizanidine interaction.**

PRECAUTIONS
Information for Patients:

Patients should be advised:

- that ciprofloxacin may cause dizziness and lightheadedness; therefore, patients should know how they react to this drug before they operate an automobile or machinery or engage in activities requiring mental alertness or coordination.
- that ciprofloxacin increases the effects of tizanidine (Zanaflex®). Patients should not use ciprofloxacin if they are already taking tizanidine.
- that ciprofloxacin may increase the effects of theophylline and caffeine. There is a possibility of caffeine accumulation when products containing caffeine are consumed while taking ciprofloxacin.

Drug Interactions: In a pharmacokinetic study, systemic exposure of tizanidine (4 mg single dose) was significantly increased (C_{max} 7-fold, AUC 10-fold) when the drug was given concomitantly with ciprofloxacin (500 mg bid for 3 days). The hypotensive and sedative effects of tizanidine were also potentiated. Concomitant administration of tizanidine and ciprofloxacin is contraindicated.

5. **Revisions to the Patient Package Insert.**

Patient Package Insert

Who should not take CIPRO?
You should not take CIPRO if you have ever had a severe reaction to any of the group of antibiotics known as "quinolones". You should also not take CIPRO if you are also taking a medication called tizanidine (Zanaflex®), as excessive side effects from tizanidine are likely to occur. CIPRO is not recommended during pregnancy or nursing, as the effects of CIPRO on the unborn child or nursing infant are unknown. If you are pregnant or plan to become pregnant while taking CIPRO talk to your doctor before taking this medication. Due to possible side effects, CIPRO is not recommended for persons less than 18 years of age except for specific serious infections, such as complicated urinary tract infections.

What about other medications I am taking?
CIPRO can affect how other medicines work. Tell your doctor about all other prescription and non-prescription medicines or supplements you are taking. This is especially important if you are taking tizanidine (Zanaflex®) or theophylline. You should not take CIPRO if you are also taking tizanidine. Other medications including warfarin, glyburide, and phenytoin may also interact with CIPRO.
Many antacids, multivitamins, and other dietary supplements containing magnesium, calcium, aluminum, iron or zinc can interfere with the absorption of CIPRO and may prevent it from working. Other medications such as sulcrafate and Videx® (didanosine) chewable/buffered tablets or pediatric powder may also stop CIPRO from working. You should take CIPRO either 2 hours before or 6 hours after taking these products.

We completed our review of these supplemental applications, as amended. These supplemental applications are approved, effective on the date of this letter, for use as recommended in the agreed-upon labeling text.

The final printed labeling (FPL) must be identical to the enclosed labeling (text for the package insert and text for the patient package insert submitted on November 8, 2005).

The electronic labeling rule published December 11, 2003, (68 FR 69009) requires submission of labeling content in electronic format effective June 8, 2004. For additional information, consult the following guidances for industry regarding electronic submissions: ***Providing Regulatory Submissions in Electronic Format - NDAs*** (January 1999) and ***Providing Regulatory Submissions in Electronic Format – Content of Labeling*** (February 2004). The guidances specify that labeling to be submitted in *pdf* format. To assist in our review of the FPL and future submission, we request that labeling also be submitted in MS Word format. If formatted copies of all labeling pieces (i.e., package insert,

patient package insert, container labels, and carton labels) are submitted electronically, labeling does not need to be submitted in paper. For administrative purposes, this submission should be designated **"FPL for approved supplements NDA 19-537/S-060, NDA 19-847/S-036, NDA 19-857/S-041, NDA 20-780/S-020, NDA 21-473/S-013**." Approval of these submissions by FDA is not required before the labeling is used.

If you issue a letter communicating important information about this drug product (i.e., a "Dear Health Care Professional" letter), we request that you submit a copy of the letter to this NDA and a copy to the following address:

MEDWATCH
FDA
10903 New Hampshire Ave., Mail Stop 4447
Silver Spring, MD 20993-0002

We remind you that you must comply with reporting requirements for an approved NDA (21 CFR 314.80 and 314.81).

If you have any questions, please call Yon Yu, Pharm D., Regulatory Project Manager, at (301) 796-1600.

Sincerely,

{See appended electronic signature page}

Renata Albrecht, M.D.
Director
Division of Special Pathogen and Transplant Products
Office of Antimicrobial Products
Center for Drug Evaluation and Research

This is a representation of an electronic record that was signed electronically and this page is the manifestation of the electronic signature.

/s/

Renata Albrecht
11/9/2005 06:14:37 PM

CENTER FOR DRUG EVALUATION AND RESEARCH

APPLICATION NUMBER:

19-537 / S-060
19-847 / S-036
19-857 / S-041
20-780 / S-020
21-473 / S-013

APPROVED LABELING

CIPRO®
(ciprofloxacin hydrochloride)
TABLETS

CIPRO®
(ciprofloxacin*)
ORAL SUSPENSION

XXXXXX 11/05

To reduce the development of drug-resistant bacteria and maintain the effectiveness of CIPRO® Tablets and CIPRO Oral Suspension and other antibacterial drugs, CIPRO Tablets and CIPRO Oral Suspension should be used only to treat or prevent infections that are proven or strongly suspected to be caused by bacteria.

DESCRIPTION

CIPRO (ciprofloxacin hydrochloride) Tablets and CIPRO (ciprofloxacin*) Oral Suspension are synthetic broad spectrum antimicrobial agents for oral administration. Ciprofloxacin hydrochloride, USP, a fluoroquinolone, is the monohydrochloride monohydrate salt of 1-cyclopropyl-6-fluoro-1, 4-dihydro-4-oxo-7-(1-piperazinyl)-3-quinolinecarboxylic acid. It is a faintly yellowish to light yellow crystalline substance with a molecular weight of 385.8. Its empirical formula is $C_{17}H_{18}FN_3O_3 \cdot HCl \cdot H_2O$ and its chemical structure is as follows:

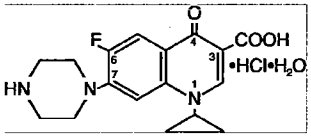

Ciprofloxacin is 1-cyclopropyl-6-fluoro-1,4-dihydro-4-oxo-7-(1-piperazinyl)-3-quinolinecarboxylic acid. Its empirical formula is $C_{17}H_{18}FN_3O_3$ and its molecular weight is 331.4. It is a faintly yellowish to light yellow crystalline substance and its chemical structure is as follows:

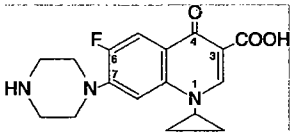

CIPRO film-coated tablets are available in 250 mg, 500 mg and 750 mg (ciprofloxacin equivalent) strengths. Ciprofloxacin tablets are white to slightly yellowish. The inactive ingredients are cornstarch, microcrystalline cellulose, silicon dioxide, crospovidone, magnesium stearate, hypromellose, titanium dioxide, and polyethylene glycol.

Ciprofloxacin Oral Suspension is available in 5% (5 g ciprofloxacin in 100 mL) and 10% (10 g ciprofloxacin in 100 mL) strengths. Ciprofloxacin Oral Suspension is a white to slightly yellowish suspension with strawberry flavor which may contain yellow-orange droplets. It is composed of ciprofloxacin microcapsules and diluent which are mixed prior to dispensing (See instructions for USE/HANDLING). The components of the suspension have the following compositions:

Microcapsules - ciprofloxacin, povidone, methacrylic acid copolymer, hypromellose, magnesium stearate, and Polysorbate 20.

Diluent - medium-chain triglycerides, sucrose, lecithin, water, and strawberry flavor.

* Does not comply with USP with regard to "loss on drying" and "residue on ignition".

CLINICAL PHARMACOLOGY

Absorption: Ciprofloxacin given as an oral tablet is rapidly and well absorbed from the gastrointestinal tract after oral administration. The absolute bioavailability is approximately 70% with no substantial loss by first pass metabolism. Ciprofloxacin maximum serum concentrations and area under the curve are shown in the chart for the 250 mg to 1000 mg dose range.

Dose (mg)	Maximum Serum Concentration (µg/mL)	Area Under Curve (AUC) (µg•hr/mL)
250	1.2	4.8
500	2.4	11.6
750	4.3	20.2
1000	5.4	30.8

Maximum serum concentrations are attained 1 to 2 hours after oral dosing. Mean concentrations 12 hours after dosing with 250, 500, or 750 mg are 0.1, 0.2, and 0.4 µg/mL, respectively. The serum elimination half-life in subjects with normal renal function is approximately 4 hours. Serum concentrations increase proportionately with doses up to 1000 mg.

A 500 mg oral dose given every 12 hours has been shown to produce an area under the serum concentration time curve (AUC) equivalent to that produced by an intravenous infusion of 400 mg ciprofloxacin given over 60 minutes every 12 hours. A 750 mg oral dose given every 12 hours has been shown to produce an AUC at steady-state equivalent to that produced by an intravenous infusion of 400 mg given over 60 minutes every 8 hours. A 750 mg oral dose results in a C_{max} similar to that observed with a 400 mg I.V. dose. A 250 mg oral dose given every 12 hours produces an AUC equivalent to that produced by an infusion of 200 mg ciprofloxacin given every 12 hours.

Steady-state Pharmacokinetic Parameters Following Multiple Oral and I.V. Doses

Parameters	500 mg q12h, P.O.	400 mg q12h, I.V.	750 mg q12h, P.O.	400 mg q8h, I.V.
AUC (µg•hr/mL)	13.7[a]	12.7[a]	31.6[b]	32.9[c]
C_{max} (µg/mL)	2.97	4.56	3.59	4.07

[a] AUC_{0-12h}

[b] $AUC\ 24h = AUC_{0-12h} \times 2$

[c] $AUC\ 24h = AUC_{0-8h} \times 3$

Distribution: The binding of ciprofloxacin to serum proteins is 20 to 40% which is not likely to be high enough to cause significant protein binding interactions with other drugs.

After oral administration, ciprofloxacin is widely distributed throughout the body. Tissue concentrations often exceed serum concentrations in both men and women, particularly in genital tissue including the prostate. Ciprofloxacin is present in active form in the saliva, nasal and bronchial secretions, mucosa of the sinuses, sputum, skin blister fluid, lymph, peritoneal fluid, bile, and prostatic secretions. Ciprofloxacin has also been detected in lung, skin, fat, muscle, cartilage, and bone. The drug diffuses into the cerebrospinal fluid (CSF); however, CSF concentrations are generally less than 10% of peak serum concentrations. Low levels of the drug have been detected in the aqueous and vitreous humors of the eye.

Metabolism: Four metabolites have been identified in human urine which together account for approximately 15% of an oral dose. The metabolites have antimicrobial activity, but are less active than

unchanged ciprofloxacin. Ciprofloxacin is an inhibitor of human cytochrome P450 1A2 (CYP1A2) mediated metabolism. Coadministration of ciprofloxacin with other drugs primarily metabolized by CYP1A2 results in increased plasma concentrations of these drugs and could lead to clinically significant adverse events of the coadministered drug (see **CONTRAINDICATIONS; WARNINGS; PRECAUTIONS: Drug Interactions**).

Excretion: The serum elimination half-life in subjects with normal renal function is approximately 4 hours. Approximately 40 to 50% of an orally administered dose is excreted in the urine as unchanged drug. After a 250 mg oral dose, urine concentrations of ciprofloxacin usually exceed 200 μg/mL during the first two hours and are approximately 30 μg/mL at 8 to 12 hours after dosing. The urinary excretion of ciprofloxacin is virtually complete within 24 hours after dosing. The renal clearance of ciprofloxacin, which is approximately 300 mL/minute, exceeds the normal glomerular filtration rate of 120 mL/minute. Thus, active tubular secretion would seem to play a significant role in its elimination. Co-administration of probenecid with ciprofloxacin results in about a 50% reduction in the ciprofloxacin renal clearance and a 50% increase in its concentration in the systemic circulation. Although bile concentrations of ciprofloxacin are several fold higher than serum concentrations after oral dosing, only a small amount of the dose administered is recovered from the bile as unchanged drug. An additional 1 to 2% of the dose is recovered from the bile in the form of metabolites. Approximately 20 to 35% of an oral dose is recovered from the feces within 5 days after dosing. This may arise from either biliary clearance or transintestinal elimination.

With oral administration, a 500 mg dose, given as 10 mL of the 5% CIPRO Suspension (containing 250 mg ciprofloxacin/5mL) is bioequivalent to the 500 mg tablet. A 10 mL volume of the 5% CIPRO Suspension (containing 250 mg ciprofloxacin/5mL) is bioequivalent to a 5 mL volume of the 10% CIPRO Suspension (containing 500 mg ciprofloxacin/5mL).

Drug-drug Interactions: When CIPRO Tablet is given concomitantly with food, there is a delay in the absorption of the drug, resulting in peak concentrations that occur closer to 2 hours after dosing rather than 1 hour whereas there is no delay observed when CIPRO Suspension is given with food. The overall absorption of CIPRO Tablet or CIPRO Suspension, however, is not substantially affected. The pharmacokinetics of ciprofloxacin given as the suspension are also not affected by food. Concurrent administration of antacids containing magnesium hydroxide or aluminum hydroxide may reduce the bioavailability of ciprofloxacin by as much as 90%. (See **PRECAUTIONS**.)

The serum concentrations of ciprofloxacin and metronidazole were not altered when these two drugs were given concomitantly.

Concomitant administration with tizanidine is contraindicated (See **CONTRAINDICATIONS).** Concomitant administration of ciprofloxacin with theophylline decreases the clearance of theophylline resulting in elevated serum theophylline levels and increased risk of a patient developing CNS or other adverse reactions. Ciprofloxacin also decreases caffeine clearance and inhibits the formation of paraxanthine after caffeine administration. (See **WARNINGS: PRECAUTIONS**.)

Special Populations: Pharmacokinetic studies of the oral (single dose) and intravenous (single and multiple dose) forms of ciprofloxacin indicate that plasma concentrations of ciprofloxacin are higher in elderly subjects (> 65 years) as compared to young adults. Although the C_{max} is increased 16-40%, the increase in mean AUC is approximately 30%, and can be at least partially attributed to decreased renal clearance in the elderly. Elimination half-life is only slightly (~20%) prolonged in the elderly. These differences are not considered clinically significant. (See **PRECAUTIONS: Geriatric Use**.)

In patients with reduced renal function, the half-life of ciprofloxacin is slightly prolonged. Dosage

adjustments may be required. (See **DOSAGE AND ADMINISTRATION**.)

In preliminary studies in patients with stable chronic liver cirrhosis, no significant changes in ciprofloxacin pharmacokinetics have been observed. The kinetics of ciprofloxacin in patients with acute hepatic insufficiency, however, have not been fully elucidated.

Following a single oral dose of 10 mg/kg ciprofloxacin suspension to 16 children ranging in age from 4 months to 7 years, the mean C_{max} was 2.4 μg/mL (range: 1.5 – 3.4 μg/mL) and the mean AUC was 9.2 μg*h/mL (range: 5.8 – 14.9 μg*h/mL). There was no apparent age-dependence, and no notable increase in C_{max} or AUC upon multiple dosing (10 mg/kg TID). In children with severe sepsis who were given intravenous ciprofloxacin (10 mg/kg as a 1-hour infusion), the mean C_{max} was 6.1 μg/mL (range: 4.6 – 8.3 μg/mL) in 10 children less than 1 year of age; and 7.2 μg/mL (range: 4.7 – 11.8 μg/mL) in 10 children between 1 and 5 years of age. The AUC values were 17.4 μg*h/mL (range: 11.8 – 32.0 μg*h/mL) and 16.5 μg*h/mL (range: 11.0 – 23.8 μg*h/mL) in the respective age groups. These values are within the range reported for adults at therapeutic doses. Based on population pharmacokinetic analysis of pediatric patients with various infections, the predicted mean half-life in children is approximately 4 - 5 hours, and the bioavailability of the oral suspension is approximately 60%.

MICROBIOLOGY

Ciprofloxacin has *in vitro* activity against a wide range of gram-negative and gram-positive microorganisms. The bactericidal action of ciprofloxacin results from inhibition of the enzymes topoisomerase II (DNA gyrase) and topoisomerase IV, which are required for bacterial DNA replication, transcription, repair, and recombination. The mechanism of action of fluoroquinolones, including ciprofloxacin, is different from that of penicillins, cephalosporins, aminoglycosides, macrolides, and tetracyclines; therefore, microorganisms resistant to these classes of drugs may be susceptible to ciprofloxacin and other quinolones. There is no known cross-resistance between ciprofloxacin and other classes of antimicrobials. *In vitro* resistance to ciprofloxacin develops slowly by multiple step mutations.

Ciprofloxacin is slightly less active when tested at acidic pH. The inoculum size has little effect when tested *in vitro*. The minimal bactericidal concentration (MBC) generally does not exceed the minimal inhibitory concentration (MIC) by more than a factor of 2.

Ciprofloxacin has been shown to be active against most strains of the following microorganisms, both *in vitro* and in clinical infections as described in the **INDICATIONS AND USAGE** section of the package insert for CIPRO (ciprofloxacin hydrochloride) Tablets and CIPRO (ciprofloxacin*) 5% and 10% Oral Suspension.

Aerobic gram-positive microorganisms

Enterococcus faecalis (Many strains are only moderately susceptible.)
Staphylococcus aureus (methicillin-susceptible strains only)
Staphylococcus epidermidis (methicillin-susceptible strains only)
Staphylococcus saprophyticus
Streptococcus pneumoniae (penicillin-susceptible strains only)
Streptococcus pyogenes

Aerobic gram-negative microorganisms

Campylobacter jejuni
Citrobacter diversus
Citrobacter freundii
Enterobacter cloacae
Escherichia coli
Haemophilus influenzae
Haemophilus parainfluenzae
Proteus mirabilis
Proteus vulgaris
Providencia rettgeri
Providencia stuartii
Pseudomonas aeruginosa
Salmonella typhi
Serratia marcescens

Klebsiella pneumoniae	*Shigella boydii*
Moraxella catarrhalis	*Shigella dysenteriae*
Morganella morganii	*Shigella flexneri*
Neisseria gonorrhoeae	*Shigella sonnei*

Ciprofloxacin has been shown to be active against *Bacillus anthracis* both *in vitro* and by use of serum levels as a surrogate marker (see **INDICATIONS AND USAGE** and **INHALATIONAL ANTHRAX – ADDITIONAL INFORMATION**).

The following *in vitro* data are available, **but their clinical significance is unknown.**

Ciprofloxacin exhibits *in vitro* minimum inhibitory concentrations (MICs) of 1 µg/mL or less against most (≥ 90%) strains of the following microorganisms; however, the safety and effectiveness of ciprofloxacin in treating clinical infections due to these microorganisms have not been established in adequate and well-controlled clinical trials.

Aerobic gram-positive microorganisms

Staphylococcus haemolyticus
Staphylococcus hominis
Streptococcus pneumoniae (penicillin-resistant strains only)

Aerobic gram-negative microorganisms

Acinetobacter Iwoffi	*Pasteurella multocida*
Aeromonas hydrophila	*Salmonella enteritidis*
Edwardsiella tarda	*Vibrio cholerae*
Enterobacter aerogenes	*Vibrio parahaemolyticus*
Klebsiella oxytoca	*Vibrio vulnificus*
Legionella pneumophila	*Yersinia enterocolitica*

Most strains of *Burkholderia cepacia* and some strains of *Stenotrophomonas maltophilia* are resistant to ciprofloxacin as are most anaerobic bacteria, including *Bacteroides fragilis* and *Clostridium difficile.*

Susceptibility Tests

Dilution Techniques: Quantitative methods are used to determine antimicrobial minimum inhibitory concentrations (MICs). These MICs provide estimates of the susceptibility of bacteria to antimicrobial compounds. The MICs should be determined using a standardized procedure. Standardized procedures are based on a dilution method[1] (broth or agar) or equivalent with standardized inoculum concentrations and standardized concentrations of ciprofloxacin powder. The MIC values should be interpreted according to the following criteria:

For testing aerobic microorganisms other than *Haemophilus influenzae, Haemophilus parainfluenzae,* and *Neisseria gonorrhoeae*[a]:

MIC (µg/mL)	Interpretation
≤1	Susceptible (S)
2	Intermediate (I)
≥4	Resistant (R)

[a]These interpretive standards are applicable only to broth microdilution susceptibility tests with streptococci using cation-adjusted Mueller-Hinton broth with 2-5% lysed horse blood.

For testing *Haemophilus influenzae* and *Haemophilus parainfluenzae*[b]:

MIC (µg/mL)	Interpretation
≤1	Susceptible (S)

[b] This interpretive standard is applicable only to broth microdilution susceptibility tests with *Haemophilus influenzae* and *Haemophilus parainfluenzae* using *Haemophilus* Test Medium[1].
The current absence of data on resistant strains precludes defining any results other than "Susceptible". Strains yielding MIC results suggestive of a "nonsusceptible" category should be submitted to a reference laboratory for further testing.
For testing *Neisseria gonorrhoeae*[c]:

MIC (µg/mL)	Interpretation
≤ 0.06	Susceptible (S)
0.12 – 0.5	Intermediate (I)
≥1	Resistant (R)

[c] This interpretive standard is applicable only to agar dilution test with GC agar base and 1% defined growth supplement.
A report of "Susceptible" indicates that the pathogen is likely to be inhibited if the antimicrobial compound in the blood reaches the concentrations usually achievable. A report of "Intermediate" indicates that the result should be considered equivocal, and, if the microorganism is not fully susceptible to alternative, clinically feasible drugs, the test should be repeated. This category implies possible clinical applicability in body sites where the drug is physiologically concentrated or in situations where high dosage of drug can be used. This category also provides a buffer zone, which prevents small uncontrolled technical factors from causing major discrepancies in interpretation. A report of "Resistant" indicates that the pathogen is not likely to be inhibited if the antimicrobial compound in the blood reaches the concentrations usually achievable; other therapy should be selected.
Standardized susceptibility test procedures require the use of laboratory control microorganisms to control the technical aspects of the laboratory procedures. Standard ciprofloxacin powder should provide the following MIC values:

Organism		MIC (µg/mL)
E. faecalis	ATCC 29212	0.25 – 2.0
E. coli	ATCC 25922	0.004 – 0.015
H. influenzae[a]	ATCC 49247	0.004 – 0.03
N. gonorrhoeae[b]	ATCC 49226	0.001 – 0.008
P. aeruginosa	ATCC 27853	0.25 – 1.0
S. aureus	ATCC 29213	0.12 – 0.5

[a]This quality control range is applicable to only *H. influenzae* ATCC 49247 tested by a broth microdilution procedure using *Haemophilus* Test Medium (HTM)[1].

[b]This quality control range is applicable to only *N. gonorrhoeae* ATCC 49226 tested by an agar dilution procedure using GC agar base and 1% defined growth supplement.

Diffusion Techniques: Quantitative methods that require measurement of zone diameters also provide reproducible estimates of the susceptibility of bacteria to antimicrobial compounds. One such standardized procedure[2] requires the use of standardized inoculum concentrations. This procedure uses paper disks impregnated with 5-µg ciprofloxacin to test the susceptibility of microorganisms to ciprofloxacin.

Reports from the laboratory providing results of the standard single-disk susceptibility test with a 5-µg ciprofloxacin disk should be interpreted according to the following criteria:

For testing aerobic microorganisms other than *Haemophilus influenzae, Haemophilus parainfluenzae,* and *Neisseria gonorrhoeae*[a]:

Zone Diameter (mm)	Interpretation	
≥ 21	Susceptible	(S)
16 – 20	Intermediate	(I)
≤ 15	Resistant	(R)

[a]These zone diameter standards are applicable only to tests performed for streptococci using Mueller-Hinton agar supplemented with 5% sheep blood incubated in 5% CO_2.

For testing *Haemophilus influenzae* and *Haemophilus parainfluenzae*[b]:

Zone Diameter (mm)	Interpretation	
≥ 21	Susceptible	(S)

[b]This zone diameter standard is applicable only to tests with *Haemophilus influenzae* and *Haemophilus parainfluenzae* using *Haemophilus* Test Medium (HTM)[2].

The current absence of data on resistant strains precludes defining any results other than "Susceptible". Strains yielding zone diameter results suggestive of a "nonsusceptible" category should be submitted to a reference laboratory for further testing.

For testing *Neisseria gonorrhoeae*[c]:

Zone Diameter (mm)	Interpretation	
≥ 41	Susceptible	(S)
28 – 40	Intermediate	(I)
≤ 27	Resistant	(R)

[c]This zone diameter standard is applicable only to disk diffusion tests with GC agar base and 1% defined growth supplement.

Interpretation should be as stated above for results using dilution techniques. Interpretation involves correlation of the diameter obtained in the disk test with the MIC for ciprofloxacin.

As with standardized dilution techniques, diffusion methods require the use of laboratory control microorganisms that are used to control the technical aspects of the laboratory procedures. For the diffusion technique, the 5-µg ciprofloxacin disk should provide the following zone diameters in these laboratory test quality control strains:

Organism		Zone Diameter (mm)
E. coli	ATCC 25922	30 – 40
H. influenzae[a]	ATCC 49247	34 – 42
N. gonorrhoeae[b]	ATCC 49226	48 – 58
P. aeruginosa	ATCC 27853	25 – 33
S. aureus	ATCC 25923	22 – 30

[a] These quality control limits are applicable to only *H. influenzae* ATCC 49247 testing using *Haemophilus* Test Medium (HTM)[2].

[b] These quality control limits are applicable only to tests conducted with *N. gonorrhoeae* ATCC 49226 performed by disk diffusion using GC agar base and 1% defined growth supplement.

INDICATIONS AND USAGE

CIPRO is indicated for the treatment of infections caused by susceptible strains of the designated microorganisms in the conditions and patient populations listed below. Please see **DOSAGE AND ADMINISTRATION** for specific recommendations.

Adult Patients:

Urinary Tract Infections caused by *Escherichia coli, Klebsiella pneumoniae, Enterobacter cloacae, Serratia marcescens, Proteus mirabilis, Providencia rettgeri, Morganella morganii, Citrobacter diversus, Citrobacter freundii, Pseudomonas aeruginosa, Staphylococcus epidermidis, Staphylococcus saprophyticus,* or *Enterococcus faecalis.*

Acute Uncomplicated Cystitis in females caused by *Escherichia coli* or *Staphylococcus saprophyticus.*

Chronic Bacterial Prostatitis caused by *Escherichia coli* or *Proteus mirabilis.*

Lower Respiratory Tract Infections caused by *Escherichia coli, Klebsiella pneumoniae, Enterobacter cloacae, Proteus mirabilis, Pseudomonas aeruginosa, Haemophilus influenzae, Haemophilus parainfluenzae,* or *Streptococcus pneumoniae.* Also, *Moraxella catarrhalis* for the treatment of acute exacerbations of chronic bronchitis.

NOTE: Although effective in clinical trials, ciprofloxacin is not a drug of first choice in the treatment of presumed or confirmed pneumonia secondary to *Streptococcus pneumoniae.*

Acute Sinusitis caused by *Haemophilus influenzae, Streptococcus pneumoniae,* or *Moraxella catarrhalis.*

Skin and Skin Structure Infections caused by *Escherichia coli, Klebsiella pneumoniae, Enterobacter cloacae, Proteus mirabilis, Proteus vulgaris, Providencia stuartii, Morganella morganii, Citrobacter freundii, Pseudomonas aeruginosa, Staphylococcus aureus* (methicillin-susceptible), *Staphylococcus epidermidis,* or *Streptococcus pyogenes.*

Bone and Joint Infections caused by *Enterobacter cloacae, Serratia marcescens,* or *Pseudomonas aeruginosa.*

Complicated Intra-Abdominal Infections (used in combination with metronidazole) caused by *Escherichia coli, Pseudomonas aeruginosa, Proteus mirabilis, Klebsiella pneumoniae,* or *Bacteroides fragilis.*

Infectious Diarrhea caused by *Escherichia coli* (enterotoxigenic strains), *Campylobacter jejuni, Shigella boydii* †, *Shigella dysenteriae, Shigella flexneri* or *Shigella sonnei*† when antibacterial therapy is indicated.

Typhoid Fever (Enteric Fever) caused by *Salmonella typhi.*

NOTE: The efficacy of ciprofloxacin in the eradication of the chronic typhoid carrier state has not been demonstrated.

Uncomplicated cervical and urethral gonorrhea due to *Neisseria gonorrhoeae.*

Pediatric patients (1 to 17 years of age):

Complicated Urinary Tract Infections and Pyelonephritis due to *Escherichia coli.*

NOTE: Although effective in clinical trials, ciprofloxacin is not a drug of first choice in the pediatric population due to an increased incidence of adverse events compared to controls, including events related to joints and/or surrounding tissues. (See **WARNINGS, PRECAUTIONS, Pediatric Use, ADVERSE REACTIONS** and **CLINICAL STUDIES**.) Ciprofloxacin, like other fluoroquinolones, is associated with arthropathy and histopathological changes in weight-bearing joints of juvenile animals. (See **ANIMAL PHARMACOLOGY**.)

Adult and Pediatric Patients:

Inhalational anthrax (post-exposure): To reduce the incidence or progression of disease following exposure to aerosolized *Bacillus anthracis*.

Ciprofloxacin serum concentrations achieved in humans served as a surrogate endpoint reasonably likely to predict clinical benefit and provided the initial basis for approval of this indication.[4] Supportive clinical information for ciprofloxacin for anthrax post-exposure prophylaxis was obtained during the anthrax bioterror attacks of October 2001. (See also, **INHALATIONAL ANTHRAX – ADDITIONAL INFORMATION**).

[†]Although treatment of infections due to this organism in this organ system demonstrated a clinically significant outcome, efficacy was studied in fewer than 10 patients.

If anaerobic organisms are suspected of contributing to the infection, appropriate therapy should be administered. Appropriate culture and susceptibility tests should be performed before treatment in order to isolate and identify organisms causing infection and to determine their susceptibility to ciprofloxacin. Therapy with CIPRO may be initiated before results of these tests are known; once results become available appropriate therapy should be continued. As with other drugs, some strains of *Pseudomonas aeruginosa* may develop resistance fairly rapidly during treatment with ciprofloxacin. Culture and susceptibility testing performed periodically during therapy will provide information not only on the therapeutic effect of the antimicrobial agent but also on the possible emergence of bacterial resistance.

To reduce the development of drug-resistant bacteria and maintain the effectiveness of CIPRO Tablets and CIPRO Oral Suspension and other antibacterial drugs, CIPRO Tablets and CIPRO Oral Suspension should be used only to treat or prevent infections that are proven or strongly suspected to be caused by susceptible bacteria. When culture and susceptibility information are available, they should be considered in selecting or modifying antibacterial therapy. In the absence of such data, local epidemiology and susceptibility patterns may contribute to the empiric selection of therapy.

CONTRAINDICATIONS

Ciprofloxacin is contraindicated in persons with a history of hypersensitivity to ciprofloxacin, any member of the quinolone class of antimicrobial agents, or any of the product components.

Concomitant administration with tizanidine is contraindicated. (See **PRECAUTIONS, Drug Interactions**.)

WARNINGS

Pregnant Women: THE SAFETY AND EFFECTIVENESS OF CIPROFLOXACIN IN PREGNANT AND LACTATING WOMEN HAVE NOT BEEN ESTABLISHED. (See **PRECAUTIONS: Pregnancy,** and **Nursing Mothers** subsections.)

Pediatrics: Ciprofloxacin should be used in pediatric patients (less than 18 years of age) only for infections listed in the **INDICATIONS AND USAGE** section. An increased incidence of adverse events compared to controls, including events related to joints and/or surrounding tissues, has been observed. (See **ADVERSE REACTIONS**.)

In pre-clinical studies, oral administration of ciprofloxacin caused lameness in immature dogs. Histopathological examination of the weight-bearing joints of these dogs revealed permanent lesions of the cartilage. Related quinolone-class drugs also produce erosions of cartilage of weight-bearing joints and other signs of arthropathy in immature animals of various species. (See **ANIMAL PHARMACOLOGY**.)

Cytochrome P450 (CYP450): Ciprofloxacin is an inhibitor of the hepatic CYP1A2 enzyme pathway. Coadministration of ciprofloxacin and other drugs primarily metabolized by the CYP1A2 (e.g. theophylline, methylxanthines, tizanidine) results in increased plasma concentrations of the coadministered drug and could lead to clinically significant pharmacodynamic side effects of the coadministered drug.

Central Nervous System Disorders: Convulsions, increased intracranial pressure, and toxic psychosis have been reported in patients receiving quinolones, including ciprofloxacin. Ciprofloxacin may also cause central nervous system (CNS) events including: dizziness, confusion, tremors, hallucinations, depression, and, rarely, suicidal thoughts or acts. These reactions may occur following the first dose. If these reactions occur in patients receiving ciprofloxacin, the drug should be discontinued and appropriate measures instituted. As with all quinolones, ciprofloxacin should be used with caution in patients with known or suspected CNS disorders that may predispose to seizures or lower the seizure threshold (e.g. severe cerebral arteriosclerosis, epilepsy), or in the presence of other risk factors that may predispose to seizures or lower the seizure threshold (e.g. certain drug therapy, renal dysfunction). (See **PRECAUTIONS: General, Information for Patients, Drug Interactions** and **ADVERSE REACTIONS**.)

Theophylline: SERIOUS AND FATAL REACTIONS HAVE BEEN REPORTED IN PATIENTS RECEIVING CONCURRENT ADMINISTRATION OF CIPROFLOXACIN AND THEOPHYLLINE. These reactions have included cardiac arrest, seizure, status epilepticus, and respiratory failure. Although similar serious adverse effects have been reported in patients receiving theophylline alone, the possibility that these reactions may be potentiated by ciprofloxacin cannot be eliminated. If concomitant use cannot be avoided, serum levels of theophylline should be monitored and dosage adjustments made as appropriate.

Hypersensitivity Reactions: Serious and occasionally fatal hypersensitivity (anaphylactic) reactions, some following the first dose, have been reported in patients receiving quinolone therapy. Some reactions were accompanied by cardiovascular collapse, loss of consciousness, tingling, pharyngeal or facial edema, dyspnea, urticaria, and itching. Only a few patients had a history of hypersensitivity reactions. Serious anaphylactic reactions require immediate emergency treatment with epinephrine. Oxygen, intravenous steroids, and airway management, including intubation, should be administered as indicated.

Severe hypersensitivity reactions characterized by rash, fever, eosinophilia, jaundice, and hepatic necrosis with fatal outcome have also been rarely reported in patients receiving ciprofloxacin along with other drugs. The possibility that these reactions were related to ciprofloxacin cannot be excluded. Ciprofloxacin should be discontinued at the first appearance of a skin rash or any other sign of hypersensitivity.

Pseudomembranous Colitis: Pseudomembranous colitis has been reported with nearly all antibacterial agents, including ciprofloxacin, and may range in severity from mild to life-threatening. Therefore, it is important to consider this diagnosis in patients who present with diarrhea subsequent to the administration of antibacterial agents.

Treatment with antibacterial agents alters the normal flora of the colon and may permit overgrowth of clostridia. Studies indicate that a toxin produced by *Clostridium difficile* is one primary cause of "antibiotic-associated colitis."

After the diagnosis of pseudomembranous colitis has been established, therapeutic measures should be initiated. Mild cases of pseudomembranous colitis usually respond to drug discontinuation alone. In moderate to severe cases, consideration should be given to management with fluids and electrolytes, protein supplementation, and treatment with an antibacterial drug clinically effective against *C. difficile* colitis. Drugs that inhibit peristalsis should be avoided.

Peripheral neuropathy: Rare cases of sensory or sensorimotor axonal polyneuropathy affecting small and/or large axons resulting in paresthesias, hypoesthesias, dysesthesias and

weakness have been reported in patients receiving quinolones, including ciprofloxacin. Ciprofloxacin should be discontinued if the patient experiences symptoms of neuropathy including pain, burning, tingling, numbness, and/or weakness, or is found to have deficits in light touch, pain, temperature, position sense, vibratory sensation, and/or motor strength in order to prevent the development of an irreversible condition.

Tendon Effects: Ruptures of the shoulder, hand, Achilles tendon or other tendons that required surgical repair or resulted in prolonged disability have been reported in patients receiving quinolones, including ciprofloxacin. Post-marketing surveillance reports indicate that this risk may be increased in patients receiving concomitant corticosteroids, especially the elderly. Ciprofloxacin should be discontinued if the patient experiences pain, inflammation, or rupture of a tendon. Patients should rest and refrain from exercise until the diagnosis of tendinitis or tendon rupture has been excluded. Tendon rupture can occur during or after therapy with quinolones, including ciprofloxacin.

Syphilis: Ciprofloxacin has not been shown to be effective in the treatment of syphilis. Antimicrobial agents used in high dose for short periods of time to treat gonorrhea may mask or delay the symptoms of incubating syphilis. All patients with gonorrhea should have a serologic test for syphilis at the time of diagnosis. Patients treated with ciprofloxacin should have a follow-up serologic test for syphilis after three months.

PRECAUTIONS

General: Crystals of ciprofloxacin have been observed rarely in the urine of human subjects but more frequently in the urine of laboratory animals, which is usually alkaline. (See **ANIMAL PHARMACOLOGY**.) Crystalluria related to ciprofloxacin has been reported only rarely in humans because human urine is usually acidic. Alkalinity of the urine should be avoided in patients receiving ciprofloxacin. Patients should be well hydrated to prevent the formation of highly concentrated urine.

Central Nervous System: Quinolones, including ciprofloxacin, may also cause central nervous system (CNS) events, including: nervousness, agitation, insomnia, anxiety, nightmares or paranoia. (See **WARNINGS, Information for Patients,** and **Drug Interactions**.)

Renal Impairment: Alteration of the dosage regimen is necessary for patients with impairment of renal function. (See **DOSAGE AND ADMINISTRATION**.)

Phototoxicity: Moderate to severe phototoxicity manifested as an exaggerated sunburn reaction has been observed in patients who are exposed to direct sunlight while receiving some members of the quinolone class of drugs. Excessive sunlight should be avoided. Therapy should be discontinued if phototoxicity occurs.

As with any potent drug, periodic assessment of organ system functions, including renal, hepatic, and hematopoietic function, is advisable during prolonged therapy.

Prescribing CIPRO Tablets and CIPRO Oral Suspension in the absence of a proven or strongly suspected bacterial infection or a prophylactic indication is unlikely to provide benefit to the patient and increases the risk of the development of drug-resistant bacteria.

Information for Patients:

Patients should be advised:

- that antibacterial drugs including CIPRO Tablets and CIPRO Oral Suspension should only be used to treat bacterial infections. They do not treat viral infections (e.g., the common cold). When CIPRO Tablets and CIPRO Oral Suspension is prescribed to treat a bacterial infection, patients should be told that although it is common to feel better early in the course of therapy, the medication should be

taken exactly as directed. Skipping doses or not completing the full course of therapy may (1) decrease the effectiveness of the immediate treatment and (2) increase the likelihood that bacteria will develop resistance and will not be treatable by CIPRO Tablets and CIPRO Oral Suspension or other antibacterial drugs in the future.

- that ciprofloxacin may be taken with or without meals and to drink fluids liberally. As with other quinolones, concurrent administration of ciprofloxacin with magnesium/aluminum antacids, or sucralfate, Videx® (didanosine) chewable/buffered tablets or pediatric powder, other highly buffered drugs, or with other products containing calcium, iron or zinc should be avoided. Ciprofloxacin may be taken two hours before or six hours after taking these products. Ciprofloxacin should not be taken with dairy products (like milk or yogurt) or calcium-fortified juices alone since absorption of ciprofloxacin may be significantly reduced; however, ciprofloxacin may be taken with a meal that contains these products.
- that ciprofloxacin may be associated with hypersensitivity reactions, even following a single dose, and to discontinue the drug at the first sign of a skin rash or other allergic reaction.
- to avoid excessive sunlight or artificial ultraviolet light while receiving ciprofloxacin and to discontinue therapy if phototoxicity occurs.
- that peripheral neuropathies have been associated with ciprofloxacin use. If symptoms of peripheral neuropathy including pain, burning, tingling, numbness and/or weakness develop, they should discontinue treatment and contact their physicians.
- to discontinue treatment; rest and refrain from exercise; and inform their physician if they experience pain, inflammation, or rupture of a tendon.
- that ciprofloxacin may cause dizziness and lightheadedness; therefore, patients should know how they react to this drug before they operate an automobile or machinery or engage in activities requiring mental alertness or coordination.
- that ciprofloxacin increase the effects of tizanidine (Zanaflex®). Patients should not use ciprofloxacin if they are already taking tizanidine.
- that ciprofloxacin may increase the effects of theophylline and caffeine. There is a possibility of caffeine accumulation when products containing caffeine are consumed while taking quinolones.
- that convulsions have been reported in patients receiving quinolones, including ciprofloxacin, and to notify their physician before taking this drug if there is a history of this condition.
- that ciprofloxacin has been associated with an increased rate of adverse events involving joints and surrounding tissue structures (like tendons) in pediatric patients (less than 18 years of age). Parents should inform their child's physician if the child has a history of joint-related problems before taking this drug. Parents of pediatric patients should also notify their child's physician of any joint-related problems that occur during or following ciprofloxacin therapy. (See **WARNINGS, PRECAUTIONS, Pediatric Use** and **ADVERSE REACTIONS**.)

Drug Interactions: In a pharmacokinetic study, systemic exposure of tizanidine (4 mg single dose) was significantly increased (C_{max} 7-fold, AUC 10-fold) when the drug was given concomitantly with ciprofloxacin (500 mg bid for 3 days). The hypotensive and sedative effects of tizanidine were also potentiated. Concomitant administration of tizanidine and ciprofloxacin is contraindicated.

As with some other quinolones, concurrent administration of ciprofloxacin with theophylline may lead to elevated serum concentrations of theophylline and prolongation of its elimination half-life. This may result in increased risk of theophylline-related adverse reactions. (See **WARNINGS**.) If concomitant use cannot be avoided, serum levels of theophylline should be monitored and dosage adjustments made as appropriate.

Some quinolones, including ciprofloxacin, have also been shown to interfere with the metabolism of caffeine. This may lead to reduced clearance of caffeine and a prolongation of its serum half-life.
Concurrent administration of a quinolone, including ciprofloxacin, with multivalent cation-containing products such as magnesium/aluminum antacids, sucralfate, Videx® (didanosine) chewable/buffered tablets or pediatric powder, other highly buffered drugs, or products containing calcium, iron, or zinc may substantially decrease its absorption, resulting in serum and urine levels considerably lower than desired. (See **DOSAGE AND ADMINISTRATION** for concurrent administration of these agents with ciprofloxacin.)
Histamine H_2-receptor antagonists appear to have no significant effect on the bioavailability of ciprofloxacin.
Altered serum levels of phenytoin (increased and decreased) have been reported in patients receiving concomitant ciprofloxacin.
The concomitant administration of ciprofloxacin with the sulfonylurea glyburide has, on rare occasions, resulted in severe hypoglycemia.
Some quinolones, including ciprofloxacin, have been associated with transient elevations in serum creatinine in patients receiving cyclosporine concomitantly.
Quinolones, including ciprofloxacin, have been reported to enhance the effects of the oral anticoagulant warfarin or its derivatives. When these products are administered concomitantly, prothrombin time or other suitable coagulation tests should be closely monitored.
Probenecid interferes with renal tubular secretion of ciprofloxacin and produces an increase in the level of ciprofloxacin in the serum. This should be considered if patients are receiving both drugs concomitantly.
Renal tubular transport of methotrexate may be inhibited by concomitant administration of ciprofloxacin potentially leading to increased plasma levels of methotrexate. This might increase the risk of methotrexate associated toxic reactions. Therefore, patients under methotrexate therapy should be carefully monitored when concomitant ciprofloxacin therapy is indicated.
Metoclopramide significantly accelerates the absorption of oral ciprofloxacin resulting in shorter time to reach maximum plasma concentrations. No significant effect was observed on the bioavailability of ciprofloxacin.
Non-steroidal anti-inflammatory drugs (but not acetyl salicylic acid) in combination of very high doses of quinolones have been shown to provoke convulsions in pre-clinical studies.
Carcinogenesis, Mutagenesis, Impairment of Fertility: Eight *in vitro* mutagenicity tests have been conducted with ciprofloxacin, and the test results are listed below:

Salmonella/Microsome Test (Negative)
E. coli DNA Repair Assay (Negative)
Mouse Lymphoma Cell Forward Mutation Assay (Positive)
Chinese Hamster V_{79} Cell HGPRT Test (Negative)
Syrian Hamster Embryo Cell Transformation Assay (Negative)
Saccharomyces cerevisiae Point Mutation Assay (Negative)
Saccharomyces cerevisiae Mitotic Crossover and Gene Conversion Assay (Negative)
Rat Hepatocyte DNA Repair Assay (Positive)

Thus, 2 of the 8 tests were positive, but results of the following 3 *in vivo* test systems gave negative results:

Rat Hepatocyte DNA Repair Assay
Micronucleus Test (Mice)

Dominant Lethal Test (Mice)

Long-term carcinogenicity studies in rats and mice resulted in no carcinogenic or tumorigenic effects due to ciprofloxacin at daily oral dose levels up to 250 and 750 mg/kg to rats and mice, respectively (approximately 1.7- and 2.5- times the highest recommended therapeutic dose based upon mg/m^2).

Results from photo co-carcinogenicity testing indicate that ciprofloxacin does not reduce the time to appearance of UV-induced skin tumors as compared to vehicle control. Hairless (Skh-1) mice were exposed to UVA light for 3.5 hours five times every two weeks for up to 78 weeks while concurrently being administered ciprofloxacin. The time to development of the first skin tumors was 50 weeks in mice treated concomitantly with UVA and ciprofloxacin (mouse dose approximately equal to maximum recommended human dose based upon mg/m^2), as opposed to 34 weeks when animals were treated with both UVA and vehicle. The times to development of skin tumors ranged from 16-32 weeks in mice treated concomitantly with UVA and other quinolones.[3]

In this model, mice treated with ciprofloxacin alone did not develop skin or systemic tumors. There are no data from similar models using pigmented mice and/or fully haired mice. The clinical significance of these findings to humans is unknown.

Fertility studies performed in rats at oral doses of ciprofloxacin up to 100 mg/kg (approximately 0.7-times the highest recommended therapeutic dose based upon mg/m^2) revealed no evidence of impairment.

Pregnancy: Teratogenic Effects. Pregnancy Category C: There are no adequate and well-controlled studies in pregnant women. An expert review of published data on experiences with ciprofloxacin use during pregnancy by TERIS – the Teratogen Information System – concluded that therapeutic doses during pregnancy are unlikely to pose a substantial teratogenic risk (quantity and quality of data=fair), but the data are insufficient to state that there is no risk.[7]

A controlled prospective observational study followed 200 women exposed to fluoroquinolones (52.5% exposed to ciprofloxacin and 68% first trimester exposures) during gestation.[8] In utero exposure to fluoroquinolones during embryogenesis was not associated with increased risk of major malformations. The reported rates of major congenital malformations were 2.2% for the fluoroquinolone group and 2.6% for the control group (background incidence of major malformations is 1-5%). Rates of spontaneous abortions, prematurity and low birth weight did not differ between the groups and there were no clinically significant musculoskeletal dysfunctions up to one year of age in the ciprofloxacin exposed children.

Another prospective follow-up study reported on 549 pregnancies with fluoroquinolone exposure (93% first trimester exposures).[9] There were 70 ciprofloxacin exposures, all within the first trimester. The malformation rates among live-born babies exposed to ciprofloxacin and to fluoroquinolones overall were both within background incidence ranges. No specific patterns of congenital abnormalities were found. The study did not reveal any clear adverse reactions due to in utero exposure to ciprofloxacin.

No differences in the rates of prematurity, spontaneous abortions, or birth weight were seen in women exposed to ciprofloxacin during pregnancy.[7,8] However, these small postmarketing epidemiology studies, of which most experience is from short term, first trimester exposure, are insufficient to evaluate the risk for less common defects or to permit reliable and definitive conclusions regarding the safety of ciprofloxacin in pregnant women and their developing fetuses. Ciprofloxacin should not be used during pregnancy unless the potential benefit justifies the potential risk to both fetus and mother (see **WARNINGS**).

Reproduction studies have been performed in rats and mice using oral doses up to 100 mg/kg (0.6 and 0.3 times the maximum daily human dose based upon body surface area, respectively) and have revealed no evidence of harm to the fetus due to ciprofloxacin. In rabbits, oral ciprofloxacin dose levels of 30 and 100 mg/kg (approximately 0.4- and 1.3-times the highest recommended therapeutic dose based upon mg/m^2) produced gastrointestinal toxicity resulting in maternal weight loss and an increased incidence of abortion, but no teratogenicity was observed at either dose level. After intravenous administration of doses up to 20 mg/kg (approximately 0.3-times the highest recommended therapeutic dose based upon mg/m^2) no maternal toxicity was produced and no embryotoxicity or teratogenicity was observed. (See **WARNINGS**.)

Nursing Mothers: Ciprofloxacin is excreted in human milk. The amount of ciprofloxacin absorbed by the nursing infant is unknown. Because of the potential for serious adverse reactions in infants nursing from mothers taking ciprofloxacin, a decision should be made whether to discontinue nursing or to discontinue the drug, taking into account the importance of the drug to the mother.

Pediatric Use: Ciprofloxacin, like other quinolones, causes arthropathy and histological changes in weight-bearing joints of juvenile animals resulting in lameness. (See **ANIMAL PHARMACOLOGY**.)

Inhalational Anthrax (Post-Exposure)

Ciprofloxacin is indicated in pediatric patients for inhalational anthrax (post-exposure). The risk-benefit assessment indicates that administration of ciprofloxacin to pediatric patients is appropriate. For information regarding pediatric dosing in inhalational anthrax (post-exposure), see **DOSAGE AND ADMINISTRATION** and **INHALATIONAL ANTHRAX – ADDITIONAL INFORMATION**.

Complicated Urinary Tract Infection and Pyelonephritis

Ciprofloxacin is indicated for the treatment of complicated urinary tract infections and pyelonephritis due to *Escherichia coli.* Although effective in clinical trials, ciprofloxacin is not a drug of first choice in the pediatric population due to an increased incidence of adverse events compared to the controls, including events related to joints and/or surrounding tissues. The rates of these events in pediatric patients with complicated urinary tract infection and pyelonephritis within six weeks of follow-up were 9.3% (31/335) versus 6.0% (21/349) for control agents. The rates of these events occurring at any time up to the one year follow-up were 13.7% (46/335) and 9.5% (33/349), respectively. The rate of all adverse events regardless of drug relationship at six weeks was 41% (138/335) in the ciprofloxacin arm compared to 31% (109/349) in the control arm. (See **ADVERSE REACTIONS** and **CLINICAL STUDIES**.)

Cystic Fibrosis

Short-term safety data from a single trial in pediatric cystic fibrosis patients are available. In a randomized, double-blind clinical trial for the treatment of acute pulmonary exacerbations in cystic fibrosis patients (ages 5-17 years), 67 patients received ciprofloxacin I.V. 10 mg/kg/dose q8h for one week followed by ciprofloxacin tablets 20 mg/kg/dose q12h to complete 10-21 days treatment and 62 patients received the combination of ceftazidime I.V. 50 mg/kg/dose q8h and tobramycin I.V. 3 mg/kg/dose q8h for a total of 10-21 days. Patients less than 5 years of age were not studied. Safety monitoring in the study included periodic range of motion examinations and gait assessments by treatment-blinded examiners. Patients were followed for an average of 23 days after completing treatment (range 0-93 days). This study was not designed to determine long term effects and the safety of repeated exposure to ciprofloxacin.
Musculoskeletal adverse events in patients with cystic fibrosis were reported in 22% of the

patients in the ciprofloxacin group and 21% in the comparison group. Decreased range of motion was reported in 12% of the subjects in the ciprofloxacin group and 16% in the comparison group. Arthralgia was reported in 10% of the patients in the ciprofloxacin group and 11% in the comparison group. Other adverse events were similar in nature and frequency between treatment arms. One of sixty-seven patients developed arthritis of the knee nine days after a ten day course of treatment with ciprofloxacin. Clinical symptoms resolved, but an MRI showed knee effusion without other abnormalities eight months after treatment. However, the relationship of this event to the patient's course of ciprofloxacin can not be definitively determined, particularly since patients with cystic fibrosis may develop arthralgias/arthritis as part of their underlying disease process.

Geriatric Use: In a retrospective analysis of 23 multiple-dose controlled clinical trials of ciprofloxacin encompassing over 3500 ciprofloxacin treated patients, 25% of patients were greater than or equal to 65 years of age and 10% were greater than or equal to 75 years of age. No overall differences in safety or effectiveness were observed between these subjects and younger subjects, and other reported clinical experience has not identified differences in responses between the elderly and younger patients, but greater sensitivity of some older individuals on any drug therapy cannot be ruled out. Ciprofloxacin is known to be substantially excreted by the kidney, and the risk of adverse reactions may be greater in patients with impaired renal function. No alteration of dosage is necessary for patients greater than 65 years of age with normal renal function. However, since some older individuals experience reduced renal function by virtue of their advanced age, care should be taken in dose selection for elderly patients, and renal function monitoring may be useful in these patients. (See **CLINICAL PHARMACOLOGY** and **DOSAGE AND ADMINISTRATION**.)

ADVERSE REACTIONS

Adverse Reactions in Adult Patients: During clinical investigations with oral and parenteral ciprofloxacin, 49,038 patients received courses of the drug. Most of the adverse events reported were described as only mild or moderate in severity, abated soon after the drug was discontinued, and required no treatment. Ciprofloxacin was discontinued because of an adverse event in 1.0% of orally treated patients.

The most frequently reported drug related events, from clinical trials of all formulations, all dosages, all drug-therapy durations, and for all indications of ciprofloxacin therapy were nausea (2.5%), diarrhea (1.6%), liver function tests abnormal (1.3%), vomiting (1.0%), and rash (1.0%).

Additional medically important events that occurred in less than 1% of ciprofloxacin patients are listed below.

BODY AS A WHOLE: headache, abdominal pain/discomfort, foot pain, pain, pain in extremities, injection site reaction (ciprofloxacin intravenous)

CARDIOVASCULAR: palpitation, atrial flutter, ventricular ectopy, syncope, hypertension, angina pectoris, myocardial infarction, cardiopulmonary arrest, cerebral thrombosis, phlebitis, tachycardia, migraine, hypotension

CENTRAL NERVOUS SYSTEM: restlessness, dizziness, lightheadedness, insomnia, nightmares, hallucinations, manic reaction, irritability, tremor, ataxia, convulsive seizures, lethargy, drowsiness, weakness, malaise, anorexia, phobia, depersonalization, depression, paresthesia, abnormal gait, grand mal convulsion

GASTROINTESTINAL: painful oral mucosa, oral candidiasis, dysphagia, intestinal perforation, gastrointestinal bleeding, cholestatic jaundice, hepatitis

HEMIC/LYMPHATIC: lymphadenopathy, petechia

METABOLIC/NUTRITIONAL: amylase increase, lipase increase

MUSCULOSKELETAL: arthralgia or back pain, joint stiffness, achiness, neck or chest pain, flare up of gout

RENAL/UROGENITAL: interstitial nephritis, nephritis, renal failure, polyuria, urinary retention, urethral bleeding, vaginitis, acidosis, breast pain

RESPIRATORY: dyspnea, epistaxis, laryngeal or pulmonary edema, hiccough, hemoptysis, bronchospasm, pulmonary embolism

SKIN/HYPERSENSITIVITY: allergic reaction, pruritus, urticaria, photosensitivity, flushing, fever, chills, angioedema, edema of the face, neck, lips, conjunctivae or hands, cutaneous candidiasis, hyperpigmentation, erythema nodosum, sweating

SPECIAL SENSES: blurred vision, disturbed vision (change in color perception, overbrightness of lights), decreased visual acuity, diplopia, eye pain, tinnitus, hearing loss, bad taste, chromatopsia

In several instances nausea, vomiting, tremor, irritability, or palpitation were judged by investigators to be related to elevated serum levels of theophylline possibly as a result of drug interaction with ciprofloxacin. In randomized, double-blind controlled clinical trials comparing ciprofloxacin tablets (500 mg BID) to cefuroxime axetil (250 mg - 500 mg BID) and to clarithromycin (500 mg BID) in patients with respiratory tract infections, ciprofloxacin demonstrated a CNS adverse event profile comparable to the control drugs.

Adverse Reactions in Pediatric Patients: Ciprofloxacin, administered I.V. and /or orally, was compared to a cephalosporin for treatment of complicated urinary tract infections (cUTI) or pyelonephritis in pediatric patients 1 to 17 years of age (mean age of 6 ± 4 years). The trial was conducted in the US, Canada, Argentina, Peru, Costa Rica, Mexico, South Africa, and Germany. The duration of therapy was 10 to 21 days (mean duration of treatment was 11 days with a range of 1 to 88 days). The primary objective of the study was to assess musculoskeletal and neurological safety within 6 weeks of therapy and through one year of follow-up in the 335 ciprofloxacin- and 349 comparator-treated patients enrolled.

An Independent Pediatric Safety Committee (IPSC) reviewed all cases of musculoskeletal adverse events as well as all patients with an abnormal gait or abnormal joint exam (baseline or treatment-emergent). These events were evaluated in a comprehensive fashion and included such conditions as arthralgia, abnormal gait, abnormal joint exam, joint sprains, leg pain, back pain, arthrosis, bone pain, pain, myalgia, arm pain, and decreased range of motion in a joint. The affected joints included: knee, elbow, ankle, hip, wrist, and shoulder. Within 6 weeks of treatment initiation, the rates of these events were 9.3% (31/335) in the ciprofloxacin-treated group versus 6.0 % (21/349) in comparator-treated patients. The majority of these events were mild or moderate in intensity. All musculoskeletal events occurring by 6 weeks resolved (clinical resolution of signs and symptoms), usually within 30 days of end of treatment. Radiological evaluations were not routinely used to confirm resolution of the events. The events occurred more frequently in ciprofloxacin-treated patients than control patients, regardless of whether they received I.V. or oral therapy. Ciprofloxacin-treated patients were more likely to report more than one event and on more than one occasion compared to control patients. These events occurred in all age groups and the rates were consistently higher in the ciprofloxacin group compared to the control group. At the end of 1 year, the rate of these events reported at any time during that period was 13.7% (46/335) in the ciprofloxacin-treated group versus 9.5% (33/349) comparator-treated patients.

An adolescent female discontinued ciprofloxacin for wrist pain that developed during treatment. An MRI performed 4 weeks later showed a tear in the right ulnar fibrocartilage. A diagnosis of overuse syndrome secondary to sports activity was made, but a contribution from ciprofloxacin cannot be excluded. The patient recovered by 4 months without surgical intervention.

Findings Involving Joint or Peri-articular Tissues as Assessed by the IPSC

	Ciprofloxacin	Comparator
All Patients (within 6 weeks)	31/335 (9.3%)	21/349 (6.0%)
95% Confidence Interval*	(-0.8%, +7.2%)	
Age Group		
≥ 12 months < 24 months	1/36 (2.8%)	0/41
≥ 2 years < 6 years	5/124 (4.0%)	3/118 (2.5%)
≥ 6 years < 12 years	18/143 (12.6%)	12/153 (7.8%)
≥ 12 years to 17 years	7/32 (21.9%)	6/37 (16.2 %)
All Patients (within 1 year)	46/335 (13.7%)	33/349 (9.5%)
95% Confidence Interval*	(-0.6%, + 9.1%)	

*The study was designed to demonstrate that the arthropathy rate for the ciprofloxacin group did not exceed that of the control group by more than + 6%. At both the 6 week and 1 year evaluations, the 95% confidence interval indicated that it could not be concluded that ciprofloxacin group had findings comparable to the control group.

The incidence rates of neurological events within 6 weeks of treatment initiation were 3% (9/335) in the ciprofloxacin group versus 2% (7/349) in the comparator group and included dizziness, nervousness, insomnia, and somnolence.

In this trial, the overall incidence rates of adverse events regardless of relationship to study drug and within 6 weeks of treatment initiation were 41% (138/335) in the ciprofloxacin group versus 31% (109/349) in the comparator group. The most frequent events were gastrointestinal: 15% (50/335) of ciprofloxacin patients compared to 9% (31/349) of comparator patients. Serious adverse events were seen in 7.5% (25/335) of ciprofloxacin-treated patients compared to 5.7% (20/349) of control patients. Discontinuation of drug due to an adverse event was observed in 3% (10/335) of ciprofloxacin-treated patients versus 1.4% (5/349) of comparator patients. Other adverse events that occurred in at least 1% of ciprofloxacin patients were diarrhea 4.8%, vomiting 4.8%, abdominal pain 3.3%, accidental injury 3.0%, rhinitis 3.0%, dyspepsia 2.7%, nausea 2.7%, fever 2.1%, asthma 1.8% and rash 1.8%.

In addition to the events reported in pediatric patients in clinical trials, it should be expected that events reported in adults during clinical trials or post-marketing experience may also occur in pediatric patients.

Post-Marketing Adverse Events: The following adverse events have been reported from worldwide marketing experience with quinolones, including ciprofloxacin. Because these events are reported voluntarily from a population of uncertain size, it is not always possible to reliably estimate their frequency or establish a causal relationship to drug exposure. Decisions to include these events in labeling are typically based on one or more of the following factors: (1) seriousness of the event, (2) frequency of the reporting, or (3) strength of causal connection to the drug.

Agitation, agranulocytosis, albuminuria, anaphylactic reactions (including life-threatening anaphylactic shock), anosmia, candiduria, cholesterol elevation (serum), confusion, constipation, delirium, dyspepsia, dysphagia, erythema multiforme, exfoliative dermatitis, fixed eruption, flatulence, glucose elevation (blood), hemolytic anemia, hepatic failure, hepatic necrosis, hyperesthesia, hypertonia, hypesthesia, hypotension (postural), jaundice, marrow depression (life threatening), methemoglobinemia, moniliasis (oral, gastrointestinal, vaginal), myalgia, myasthenia, myasthenia gravis (possible exacerbation), myoclonus, nystagmus, pancreatitis, pancytopenia (life threatening or fatal outcome), peripheral neuropathy, phenytoin alteration (serum), potassium elevation (serum), prothrombin time prolongation or decrease, pseudomembranous colitis (The onset of pseudomembranous colitis symptoms may occur during or after antimicrobial treatment.), psychosis (toxic), renal calculi, serum sickness like reaction, Stevens-Johnson syndrome, taste loss, tendinitis, tendon rupture, torsade de pointes, toxic epidermal necrolysis (Lyell's Syndrome), triglyceride elevation (serum), twitching, vaginal candidiasis, and vasculitis. (See **PRECAUTIONS**.)

Adverse events were also reported by persons who received ciprofloxacin for anthrax post-exposure prophylaxis following the anthrax bioterror attacks of October 2001. (See also **INHALATIONAL ANTHRAX - ADDITIONAL INFORMATION**.)

Adverse Laboratory Changes: Changes in laboratory parameters listed as adverse events without regard to drug relationship are listed below:

Hepatic – Elevations of ALT (SGPT) (1.9%), AST (SGOT) (1.7%), alkaline phosphatase (0.8%), LDH (0.4%), serum bilirubin (0.3%).

Hematologic – Eosinophilia (0.6%), leukopenia (0.4%), decreased blood platelets (0.1%), elevated blood platelets (0.1%), pancytopenia (0.1%).

Renal – Elevations of serum creatinine (1.1%), BUN (0.9%), CRYSTALLURIA, CYLINDRURIA, AND HEMATURIA HAVE BEEN REPORTED.

Other changes occurring in less than 0.1% of courses were: elevation of serum gammaglutamyl transferase, elevation of serum amylase, reduction in blood glucose, elevated uric acid, decrease in hemoglobin, anemia, bleeding diathesis, increase in blood monocytes, leukocytosis.

OVERDOSAGE

In the event of acute overdosage, reversible renal toxicity has been reported in some cases. The stomach should be emptied by inducing vomiting or by gastric lavage. The patient should be carefully observed and given supportive treatment, including monitoring of renal function and administration of magnesium, aluminum, or calcium containing antacids which can reduce the absorption of ciprofloxacin. Adequate hydration must be maintained. Only a small amount of ciprofloxacin (< 10%) is removed from the body after hemodialysis or peritoneal dialysis.

Single doses of ciprofloxacin were relatively non-toxic via the oral route of administration in mice, rats, and dogs. No deaths occurred within a 14-day post treatment observation period at the highest oral doses tested; up to 5000 mg/kg in either rodent species, or up to 2500 mg/kg in the dog. Clinical signs observed included hypoactivity and cyanosis in both rodent species and severe vomiting in dogs. In rabbits, significant mortality was seen at doses of ciprofloxacin > 2500 mg/kg. Mortality was delayed in these animals, occurring 10-14 days after dosing.

In mice, rats, rabbits and dogs, significant toxicity including tonic/clonic convulsions was observed at intravenous doses of ciprofloxacin between 125 and 300 mg/kg.

DOSAGE AND ADMINISTRATION - ADULTS

CIPRO Tablets and Oral Suspension should be administered orally to adults as described in the Dosage

Guidelines table.
The determination of dosage for any particular patient must take into consideration the severity and nature of the infection, the susceptibility of the causative organism, the integrity of the patient's host-defense mechanisms, and the status of renal function and hepatic function.
The duration of treatment depends upon the severity of infection. The usual duration is 7 to 14 days; however, for severe and complicated infections more prolonged therapy may be required. Ciprofloxacin should be administered at least 2 hours before or 6 hours after magnesium/aluminum antacids, or sucralfate, Videx® (didanosine) chewable/buffered tablets or pediatric powder for oral solution, other highly buffered drugs, or other products containing calcium, iron or zinc.

ADULT DOSAGE GUIDELINES

Infection	Severity	Dose	Frequency	Usual Durations†
Urinary Tract	Acute Uncomplicated	250 mg	q 12 h	3 Days
	Mild/Moderate	250 mg	q 12 h	7 to 14 Days
	Severe/Complicated	500 mg	q 12 h	7 to 14 Days
Chronic Bacterial Prostatitis	Mild/Moderate	500 mg	q 12 h	28 Days
Lower Respiratory Tract	Mild/Moderate	500 mg	q 12 h	7 to 14 days
	Severe/Complicated	750 mg	q 12 h	7 to 14 days
Acute Sinusitis	Mild/Moderate	500 mg	q 12 h	10 days
Skin and Skin Structure	Mild/Moderate	500 mg	q 12 h	7 to 14 Days
	Severe/Complicated	750 mg	q 12 h	7 to 14 Days
Bone and Joint	Mild/Moderate	500 mg	q 12 h	≥ 4 to 6 weeks
	Severe/Complicated	750 mg	q 12 h	≥ 4 to 6 weeks
Intra-Abdominal*	Complicated	500 mg	q 12 h	7 to 14 Days
Infectious Diarrhea	Mild/Moderate/Severe	500 mg	q 12 h	5 to 7 Days
Typhoid Fever	Mild/Moderate	500 mg	q 12 h	10 Days
Urethral and Cervical Gonococcal Infections	Uncomplicated	250 mg	single dose	single dose
Inhalational anthrax (post-exposure)**		500 mg	q 12 h	60 Days

* used in conjunction with metronidazole

† Generally ciprofloxacin should be continued for at least 2 days after the signs and symptoms of infection have disappeared, except for inhalational anthrax (post-exposure).

** Drug administration should begin as soon as possible after suspected or confirmed exposure.
This indication is based on a surrogate endpoint, ciprofloxacin serum concentrations achieved in humans, reasonably likely to predict clinical benefit.[4] For a discussion of ciprofloxacin serum concentrations in various human populations, see **INHALATIONAL ANTHRAX – ADDITIONAL INFORMATION**.

Conversion of I.V. to Oral Dosing in Adults: Patients whose therapy is started with CIPRO I.V. may be switched to CIPRO Tablets or Oral Suspension when clinically indicated at the discretion of the

physician (See **CLINICAL PHARMACOLOGY** and table below for the equivalent dosing regimens).

Equivalent AUC Dosing Regimens

Cipro Oral Dosage	Equivalent Cipro I.V. Dosage
250 mg Tablet q 12 h	200 mg I.V. q 12 h
500 mg Tablet q 12 h	400 mg I.V. q 12 h
750 mg Tablet q 12 h	400 mg I.V. q 8 h

Adults with Impaired Renal Function: Ciprofloxacin is eliminated primarily by renal excretion; however, the drug is also metabolized and partially cleared through the biliary system of the liver and through the intestine. These alternative pathways of drug elimination appear to compensate for the reduced renal excretion in patients with renal impairment. Nonetheless, some modification of dosage is recommended, particularly for patients with severe renal dysfunction. The following table provides dosage guidelines for use in patients with renal impairment:

RECOMMENDED STARTING AND MAINTENANCE DOSES FOR PATIENTS WITH IMPAIRED RENAL FUNCTION

Creatinine Clearance (mL/min)	Dose
> 50	See Usual Dosage.
30 – 50	250 – 500 mg q 12 h
5 – 29	250 – 500 mg q 18 h
Patients on hemodialysis or Peritoneal dialysis	250 – 500 mg q 24 h (after dialysis)

When only the serum creatinine concentration is known, the following formula may be used to estimate creatinine clearance.

$$\text{Men: Creatinine clearance (mL/min)} = \frac{\text{Weight (kg)} \times (140 - \text{age})}{72 \times \text{serum creatinine (mg/dL)}}$$

Women: 0.85 x the value calculated for men.

The serum creatinine should represent a steady state of renal function.

In patients with severe infections and severe renal impairment, a unit dose of 750 mg may be administered at the intervals noted above. Patients should be carefully monitored.

DOSAGE AND ADMINISTRATION - PEDIATRICS

CIPRO Tablets and Oral Suspension should be administered orally as described in the Dosage Guidelines table. An increased incidence of adverse events compared to controls, including events related to joints and/or surrounding tissues, has been observed. (See **ADVERSE REACTIONS** and **CLINICAL STUDIES**.)

Dosing and initial route of therapy (i.e., I.V. or oral) for complicated urinary tract infection or pyelonephritis should be determined by the severity of the infection. In the clinical trial, pediatric patients with moderate to severe infection were initiated on 6 to 10 mg/kg I.V. every 8 hours and allowed to switch to oral therapy (10 to 20 mg/kg every 12 hours), at the discretion of the physician.

PEDIATRIC DOSAGE GUIDELINES				
Infection	Route of Administration	Dose (mg/kg)	Frequency	Total Duration
Complicated Urinary Tract or Pyelonephritis (patients from 1 to 17 years of age)	Intravenous	6 to 10 mg/kg (maximum 400 mg per dose; not to be exceeded even in patients weighing > 51 kg)	Every 8 hours	10-21 days*
	Oral	10 mg/kg to 20 mg/kg (maximum 750 mg per dose; not to be exceeded even in patients weighing > 51 kg)	Every 12 hours	
Inhalational Anthrax (Post-Exposure)**	Intravenous	10 mg/kg (maximum 400 mg per dose)	Every 12 hours	60 days
	Oral	15 mg/kg (maximum 500 mg per dose)	Every 12 hours	

* The total duration of therapy for complicated urinary tract infection and pyelonephritis in the clinical trial was determined by the physician. The mean duration of treatment was 11 days (range 10 to 21 days).

** Drug administration should begin as soon as possible after suspected or confirmed exposure to *Bacillus anthracis* spores. This indication is based on a surrogate endpoint, ciprofloxacin serum concentrations achieved in humans, reasonably likely to predict clinical benefit.[4] For a discussion of ciprofloxacin serum concentrations in various human populations, see **INHALATIONAL ANTHRAX – ADDITIONAL INFORMATION**.

Pediatric patients with moderate to severe renal insufficiency were excluded from the clinical trial of complicated urinary tract infection and pyelonephritis. No information is available on dosing adjustments necessary for pediatric patients with moderate to severe renal insufficiency (i.e., creatinine clearance of < 50 mL/min/1.73m^2).

HOW SUPPLIED

CIPRO (ciprofloxacin hydrochloride) Tablets are available as round, slightly yellowish film-coated tablets containing 250 mg ciprofloxacin. The 250 mg tablet is coded with the word "CIPRO" on one side and "250" on the reverse side. CIPRO is also available as capsule shaped, slightly yellowish film-coated tablets containing 500 mg or 750 mg ciprofloxacin. The 500 mg tablet is coded with the word "CIPRO" on one side and "500" on the reverse side. The 750 mg tablet is coded with the word "CIPRO" on one side and "750" on the reverse side. CIPRO 250 mg, 500 mg, and 750 mg are available in bottles of 50, 100, and Unit Dose packages of 100.

	Strength	NDC Code	Tablet Identification
Bottles of 50:	750 mg	NDC 0085-1756-01	CIPRO 750
Bottles of 100:	250 mg	NDC 0085-1758-01	CIPRO 250
	500 mg	NDC 0085-1754-01	CIPRO 500
Unit Dose Package of 100:	250 mg	NDC 0085-1758-02	CIPRO 250
	500 mg	NDC 0085-1754-02	CIPRO 500
	750 mg	NDC 0085-1756-02	CIPRO 750

Store below 30°C (86°F).

CIPRO Oral Suspension is supplied in 5% and 10% strengths. The drug product is composed of two components (microcapsules containing the active ingredient and diluent) which must be mixed by the pharmacist. See Instructions To The Pharmacist For Use/Handling.

Strengths	Total volume after reconstitution	Ciprofloxacin Concentration	Ciprofloxacin contents per bottle	NDC Code
5%	100 mL	250 mg/5 mL	5,000 mg	0085-1777-01
10%	100 mL	500 mg/5 mL	10,000 mg	0085-1773-01

Microcapsules and diluent should be stored below 25°C (77°F) and protected from freezing.
Reconstituted product may be stored below 30°C (86°F) for 14 days. Protect from freezing. A teaspoon is provided for the patient.

ANIMAL PHARMACOLOGY

Ciprofloxacin and other quinolones have been shown to cause arthropathy in immature animals of most species tested. (See **WARNINGS**.) Damage of weight bearing joints was observed in juvenile dogs and rats. In young beagles, 100 mg/kg ciprofloxacin, given daily for 4 weeks, caused degenerative articular changes of the knee joint. At 30 mg/kg, the effect on the joint was minimal. In a subsequent study in young beagle dogs, oral ciprofloxacin doses of 30 mg/kg and 90 mg/kg ciprofloxacin (approximately 1.3- and 3.5-times the pediatric dose based upon comparative plasma AUCs) given daily for 2 weeks caused articular changes which were still observed by histopathology after a treatment-free period of 5 months. At 10 mg/kg (approximately 0.6-times the pediatric dose based upon comparative plasma AUCs), no effects on joints were observed. This dose was also not associated with arthrotoxicity after an additional treatment-free period of 5 months. In another study, removal of weight bearing from the joint reduced the lesions but did not totally prevent them.

Crystalluria, sometimes associated with secondary nephropathy, occurs in laboratory animals dosed with ciprofloxacin. This is primarily related to the reduced solubility of ciprofloxacin under alkaline conditions, which predominate in the urine of test animals; in man, crystalluria is rare since human urine is typically acidic. In rhesus monkeys, crystalluria without nephropathy was noted after single oral doses as low as 5 mg/kg. (approximately 0.07-times the highest recommended therapeutic dose based upon mg/m^2). After 6 months of intravenous dosing at 10 mg/kg/day, no nephropathological changes were noted; however, nephropathy was observed after dosing at 20 mg/kg/day for the same duration (approximately 0.2-times the highest recommended therapeutic dose based upon mg/m^2).

In dogs, ciprofloxacin at 3 and 10 mg/kg by rapid I.V. injection (15 sec.) produces pronounced hypotensive effects. These effects are considered to be related to histamine release, since they are partially antagonized by pyrilamine, an antihistamine. In rhesus monkeys, rapid I.V. injection also produces hypotension but the effect in this species is inconsistent and less pronounced.

In mice, concomitant administration of nonsteroidal anti-inflammatory drugs such as phenylbutazone and indomethacin with quinolones has been reported to enhance the CNS stimulatory effect of quinolones.
Ocular toxicity seen with some related drugs has not been observed in ciprofloxacin-treated animals.

CLINICAL STUDIES

Complicated Urinary Tract Infection and Pyelonephritis – Efficacy in Pediatric Patients:

NOTE: Although effective in clinical trials, ciprofloxacin is not a drug of first choice in the pediatric population due to an increased incidence of adverse events compared to controls, including events related to joints and/or surrounding tissues.
Ciprofloxacin, administered I.V. and/or orally, was compared to a cephalosporin for treatment of complicated urinary tract infections (cUTI) and pyelonephritis in pediatric patients 1 to 17 years of age (mean age of 6 ± 4 years). The trial was conducted in the US, Canada, Argentina, Peru, Costa Rica, Mexico, South Africa, and Germany. The duration of therapy was 10 to 21 days (mean duration of treatment was 11 days with a range of 1 to 88 days). The primary objective of the study was to assess musculoskeletal and neurological safety.
Patients were evaluated for clinical success and bacteriological eradication of the baseline organism(s) with no new infection or superinfection at 5 to 9 days post-therapy (Test of Cure or TOC). The Per Protocol population had a causative organism(s) with protocol specified colony count(s) at baseline, no protocol violation, and no premature discontinuation or loss to follow-up (among other criteria).
The clinical success and bacteriologic eradication rates in the Per Protocol population were similar between ciprofloxacin and the comparator group as shown below.

Clinical Success and Bacteriologic Eradication at Test of Cure (5 to 9 Days Post-Therapy)

	CIPRO	Comparator
Randomized Patients	337	352
Per Protocol Patients	211	231
Clinical Response at 5 to 9 Days Post-Treatment	95.7% (202/211)	92.6% (214/231)
95% CI [-1.3%, 7.3%]		
Bacteriologic Eradication by Patient at 5 to 9 Days Post-Treatment*	84.4% (178/211)	78.3% (181/231)
95% CI [-1.3%, 13.1%]		
Bacteriologic Eradication of the Baseline Pathogen at 5 to 9 Days Post-Treatment		
Escherichia coli	156/178 (88%)	161/179 (90%)

* Patients with baseline pathogen(s) eradicated and no new infections or superinfections/total number of patients. There were 5.5% (6/211) ciprofloxacin and 9.5% (22/231) comparator patients with superinfections or new infections.

INHALATIONAL ANTHRAX IN ADULTS AND PEDIATRICS – ADDITIONAL INFORMATION

The mean serum concentrations of ciprofloxacin associated with a statistically significant improvement in survival in the rhesus monkey model of inhalational anthrax are reached or exceeded in adult and pediatric patients receiving oral and intravenous regimens. (See **DOSAGE AND ADMINISTRATION.**) Ciprofloxacin pharmacokinetics have been evaluated in various human populations. The mean peak serum concentration achieved at steady-state in human adults receiving 500 mg orally every 12 hours is 2.97 μg/mL, and 4.56 μg/mL following 400 mg intravenously every 12 hours. The mean trough serum concentration at steady-state for both of these regimens is 0.2 μg/mL. In a study of 10 pediatric patients between 6 and 16 years of age, the mean peak plasma concentration achieved is 8.3 μg/mL and trough concentrations range from 0.09 to 0.26 μg/mL, following two 30-minute intravenous infusions of 10 mg/kg administered 12 hours apart. After the second intravenous infusion patients switched to 15 mg/kg orally every 12 hours achieve a mean peak concentration of 3.6 μg/mL after the initial oral dose. Long-term safety data, including effects on cartilage, following the administration of ciprofloxacin to pediatric patients are limited. (For additional information, see **PRECAUTIONS, Pediatric Use.**) Ciprofloxacin serum concentrations achieved in humans serve as a surrogate endpoint reasonably likely to predict clinical benefit and provide the basis for this indication.[4]

A placebo-controlled animal study in rhesus monkeys exposed to an inhaled mean dose of 11 LD_{50} (~5.5 x 10^5 spores (range 5-30 LD_{50}) of *B. anthracis* was conducted. The minimal inhibitory concentration (MIC) of ciprofloxacin for the anthrax strain used in this study was 0.08 μg/mL. In the animals studied, mean serum concentrations of ciprofloxacin achieved at expected T_{max} (1 hour post-dose) following oral dosing to steady-state ranged from 0.98 to 1.69 μg/mL. Mean steady-state trough concentrations at 12 hours post-dose ranged from 0.12 to 0.19 μg/mL[5]. Mortality due to anthrax for animals that received a 30-day regimen of oral ciprofloxacin beginning 24 hours post-exposure was significantly lower (1/9), compared to the placebo group (9/10) [p= 0.001]. The one ciprofloxacin-treated animal that died of anthrax did so following the 30-day drug administration period.[6]

More than 9300 persons were recommended to complete a minimum of 60 days of antibiotic prophylaxis against possible inhalational exposure to *B. anthracis* during 2001. Ciprofloxacin was recommended to most of those individuals for all or part of the prophylaxis regimen. Some persons were also given anthrax vaccine or were switched to alternative antibiotics. No one who received ciprofloxacin or other therapies as prophylactic treatment subsequently developed inhalational anthrax. The number of persons who received ciprofloxacin as all or part of their post-exposure prophylaxis regimen is unknown.

Among the persons surveyed by the Centers for Disease Control and Prevention, over 1000 reported receiving ciprofloxacin as sole post-exposure prophylaxis for inhalational anthrax. Gastrointestinal adverse events (nausea, vomiting, diarrhea, or stomach pain), neurological adverse events (problems sleeping, nightmares, headache, dizziness or lightheadedness) and musculoskeletal adverse events (muscle or tendon pain and joint swelling or pain) were more frequent than had been previously reported in controlled clinical trials. This higher incidence, in the absence of a control group, could be explained by a reporting bias, concurrent medical conditions, other concomitant medications, emotional stress or other confounding factors, and/or a longer treatment period with ciprofloxacin. Because of these factors and limitations in the data collection, it is difficult to evaluate whether the reported symptoms were drug-related.

Instructions To The Pharmacist For Use/Handling Of CIPRO Oral Suspension:
CIPRO Oral Suspension is supplied in 5% (5 g ciprofloxacin in 100 mL) and 10% (10 g ciprofloxacin in 100 mL) strengths. The drug product is composed of two components (microcapsules and diluent) which must be combined prior to dispensing.
One teaspoonful (5 mL) of 5% ciprofloxacin oral suspension = 250 mg of ciprofloxacin.
One teaspoonful (5 mL) of 10% ciprofloxacin oral suspension = 500 mg of ciprofloxacin.

Appropriate Dosing Volumes of the Oral Suspensions:

Dose	5%	10%
250 mg	5 mL	2.5 mL
500 mg	10 mL	5 mL
750 mg	15 mL	7.5 mL

Preparation of the suspension:

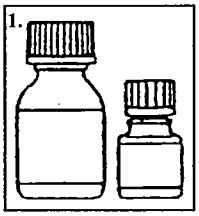

1. The small bottle contains the microcapsules, the large bottle contains the diluent.

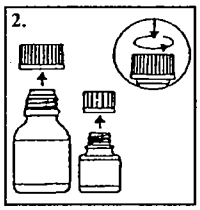

2. Open both bottles. Child-proof cap: Press down according to instructions on the cap while turning to the left.

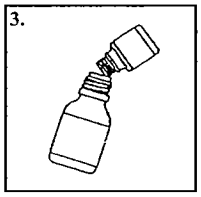

3. Pour the microcapsules completely into the larger bottle of diluent. **Do not add water to the suspension.**

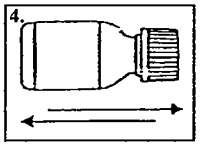

4. Remove the top layer of the diluent bottle label (to reveal the CIPRO Oral Suspension label). Close the large bottle completely according to the directions on the cap and shake vigorously for about 15 seconds. The suspension is ready for use.

CIPRO Oral Suspension should not be administered through feeding tubes due to its physical characteristics.

Instruct the patient to shake CIPRO Oral Suspension vigorously each time before use for approximately 15 seconds and not to chew the microcapsules.

References:

1. National Committee for Clinical Laboratory Standards, Methods for Dilution Antimicrobial Susceptibility Tests for Bacteria That Grow Aerobically-Fifth Edition. Approved Standard NCCLS Document M7-A5, Vol. 20, No. 2, NCCLS, Wayne, PA, January, 2000. **2.** National Committee for Clinical Laboratory Standards, Performance Standards for Antimicrobial Disk Susceptibility Tests-Seventh Edition. Approved Standard NCCLS Document M2-A7, Vol. 20, No. 1, NCCLS, Wayne, PA, January, 2000. **3.** Report presented at the FDA's Anti-Infective Drug and Dermatological Drug Product's Advisory Committee meeting, March 31, 1993, Silver Spring, MD. Report available from FDA, CDER, Advisors and Consultants Staff, HFD-21, 1901 Chapman Avenue, Room 200, Rockville, MD 20852, USA. **4.** 21 CFR 314.510 (Subpart H – Accelerated Approval of New Drugs for Life-Threatening Illnesses). **5.** Kelly DJ, et al. Serum concentrations of penicillin, doxycycline, and ciprofloxacin during prolonged therapy in rhesus monkeys. J Infect Dis 1992; 166:1184-7. **6.** Friedlander AM, et al. Postexposure prophylaxis against experimental inhalational anthrax. J Infect Dis 1993; 167:1239-42. **7.** Friedman J, Polifka J. Teratogenic effects of drugs: a resource for clinicians (TERIS). Baltimore, Maryland: Johns Hopkins University Press, 2000:149-195. **8.** Loebstein R, Addis A, Ho E, et al. Pregnancy outcome following gestational exposure to fluoroquinolones: a multicenter prospective controlled study. Antimicrob Agents Chemother. 1998;42(6):1336-1339. **9.** Schaefer C, Amoura-Elefant E, Vial T, et al. Pregnancy outcome after prenatal quinolone exposure. Evaluation of a case registry of the European network of teratology information services (ENTIS). Eur J Obstet Gynecol Reprod Biol. 1996;69:83-89.

Patient Information About:

CIPRO®

(ciprofloxacin hydrochloride) TABLETS

CIPRO®

(ciprofloxacin*) ORAL SUSPENSION

This section contains important patient information about CIPRO (ciprofloxacin hydrochloride) Tablets and CIPRO (ciprofloxacin*) Oral Suspension and should be read completely before you begin treatment. This section does not take the place of discussion with your doctor or health care professional about your medical condition or your treatment. This section does not list all benefits and risks of CIPRO. If you have any concerns about your condition or your medicine, ask your doctor. Only your doctor can determine if CIPRO is right for you.

What is CIPRO?

CIPRO is an antibiotic used to treat bladder, kidney, prostate, cervix, stomach, intestine, lung, sinus, bone, and skin infections caused by certain germs called bacteria. CIPRO kills many types of bacteria that can infect these areas of the body. CIPRO has been shown in a large number of clinical trials to be safe and effective for the treatment of bacterial infections.

Sometimes viruses rather than bacteria may infect the lungs and sinuses (for example the common cold). CIPRO, like all other antibiotics, does not kill viruses. You should contact your doctor if your condition is not improving while taking CIPRO.

CIPRO Tablets are white to slightly yellow in color and are available in 250 mg, 500 mg and 750 mg strengths. CIPRO Oral Suspension is white to slightly yellow in color and is available in concentrations of 250 mg per teaspoon (5%) and 500 mg per teaspoon (10%).

How and when should I take CIPRO?

CIPRO Tablets:

Unless directed otherwise by your physician, CIPRO should be taken twice a day at approximately the same time, in the morning and in the evening. CIPRO can be taken with food or on an empty stomach. CIPRO should not be taken with dairy products (like milk or yogurt) or calcium-fortified juices alone; however, CIPRO may be taken with a meal that contains these products.

You should take CIPRO for as long as your doctor prescribes it, even after you start to feel better. Stopping an antibiotic too early may result in failure to cure your infection. Do not take a double dose of CIPRO even if you miss a dose by mistake.

CIPRO Oral Suspension:

Take CIPRO Oral Suspension in the same way as above. In addition, remember to **shake the bottle vigorously each time before use for approximately 15 seconds** to make sure the suspension is mixed well. Be sure to swallow the required amount of suspension. Do not chew the microcapsules. Close the bottle completely after use. The product can be used for 14 days when stored in a refrigerator or at room temperature. After treatment has been completed, any remaining suspension should be discarded.

Who should not take CIPRO?

You should not take CIPRO if you have ever had a severe reaction to any of the group of antibiotics known as "quinolones". You should also not take CIPRO if you are also taking a medication called tizanidine (Zanaflex®), as excessive side effects from tizanidine are likely to occur.

CIPRO is not recommended during pregnancy or nursing, as the effects of CIPRO on the unborn child or nursing infant are unknown. If you are pregnant or plan to become pregnant while taking CIPRO talk to your doctor before taking this medication.

Due to possible side effects, CIPRO is not recommended for persons less than 18 years of age except for specific serious infections, such as complicated urinary tract infections.

What are the possible side effects of CIPRO?

CIPRO is generally well tolerated. The most common side effects, which are usually mild, include nausea, diarrhea, vomiting, and abdominal pain/discomfort. If diarrhea persists, call your health care professional.

Rare cases of allergic reactions have been reported in patients receiving quinolones, including CIPRO, even after just one dose. If you develop hives, difficulty breathing, or other symptoms of a severe allergic reaction, seek emergency treatment right away. If you develop a skin rash, you should stop taking CIPRO and call your health care professional.

Some patients taking quinolone antibiotics may become more sensitive to sunlight or ultraviolet light such as that used in tanning salons. You should avoid excessive exposure to sunlight or ultraviolet light while you are taking CIPRO.

You should be careful about driving or operating machinery until you are sure CIPRO is not causing dizziness. Convulsions have been reported in patients receiving quinolone antibiotics including ciprofloxacin. Be sure to let your physician know if you have a history of convulsions. Quinolones, including ciprofloxacin, have been rarely associated with other central nervous system events including confusion, tremors, hallucinations, and depression.

CIPRO has been rarely associated with inflammation of tendons. If you experience pain, swelling or

rupture of a tendon, you should stop taking CIPRO and call your health care professional.
CIPRO has been associated with an increased rate of side effects with joints and surrounding structures (like tendons) in pediatric patients (less than 18 years of age). Parents should inform their child's physician if the child has a history of joint-related problems before taking this drug. Parents of pediatric patients should also notify their child's physician of any joint related problems that occur during or following CIPRO therapy.

If you notice any side effects not mentioned in this section, or if you have any concerns about side effects you may be experiencing, please inform your health care professional.

What about other medications I am taking?

CIPRO can affect how other medicines work. Tell your doctor about all other prescription and non-prescription medicines or supplements you are taking. This is especially important if you are taking tizanidine (Zanaflex®) or theophylline. You should not take Cipro if you are also taking tizanidine. Other medications including warfarin, glyburide, and phenytoin may also interact with CIPRO.
Many antacids, multivitamins, and other dietary supplements containing magnesium, calcium, aluminum, iron or zinc can interfere with the absorption of CIPRO and may prevent it from working. Other medications such as sulcrafate and Videx® (didanosine) chewable/buffered tablets or pediatric powder may also stop CIPRO from working. You should take CIPRO either 2 hours before or 6 hours after taking these products.

What if I have been prescribed CIPRO for possible anthrax exposure?

CIPRO has been approved to reduce the chance of developing anthrax infection following exposure to the anthrax bacteria. In general, CIPRO is not recommended for children; however, it is approved for use in patients younger than 18 years old for anthrax exposure. If you are pregnant, or plan to become pregnant while taking CIPRO, you and your doctor should discuss if the benefits of taking CIPRO for anthrax outweigh the risks.
CIPRO is generally well tolerated. Side effects that may occur during treatment to prevent anthrax might be acceptable due to the seriousness of the disease. You and your doctor should discuss the risks of not taking your medicine against the risks of experiencing side effects.
CIPRO can cause dizziness, confusion, or other similar side effects in some people. Therefore, it is important to know how CIPRO affects you before driving a car or performing other activities that require you to be alert and coordinated such as operating machinery.
Your doctor has prescribed CIPRO only for you. Do not give it to other people. Do not use it for a condition for which it was not prescribed. You should take your CIPRO for as long as your doctor prescribes it; stopping CIPRO too early may result in failure to prevent anthrax.

Remember:

Do not give CIPRO to anyone other than the person for whom it was prescribed.
Take your dose of CIPRO in the morning and in the evening.
Complete the course of CIPRO even if you are feeling better.
Keep CIPRO and all medications out of reach of children.
* Does not comply with USP with regard to "loss on drying" and "residue on ignition".

Manufactured by:

Bayer Pharmaceuticals Corporation
400 Morgan Lane
West Haven, CT 06516

Distributed by:

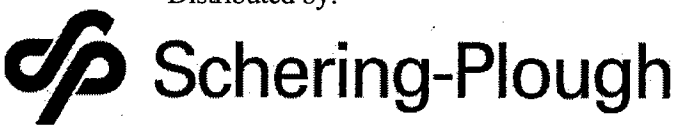

Schering Corporation
Kenilworth, NJ 07033

CIPRO is a registered trademark of Bayer Aktiengesellschaft and is used under license by Schering Corporation.

Rx Only

XXXXXXX 9/05 Bay o 9867 5202-2-A-U.S.-19 XXX
©2005 Bayer Pharmaceuticals Corporation
Printed in U.S.A.

CIPRO (ciprofloxacin*) 5% and 10% Oral Suspension Made in Italy.
CIPRO (ciprofloxacin HCl) Tablets Made in Germany

CIPRO® I.V.
(ciprofloxacin)
For Intravenous Infusion

XXXXXXXXX 11/05

To reduce the development of drug-resistant bacteria and maintain the effectiveness of CIPRO® I.V. and other antibacterial drugs, CIPRO I.V. should be used only to treat or prevent infections that are proven or strongly suspected to be caused by bacteria.

DESCRIPTION

CIPRO I.V. (ciprofloxacin) is a synthetic broad-spectrum antimicrobial agent for intravenous (I.V.) administration. Ciprofloxacin, a fluoroquinolone, is 1-cyclopropyl-6-fluoro-1,4-dihydro-4-oxo-7-(1-piperazinyl)-3-quinolinecarboxylic acid. Its empirical formula is $C_{17}H_{18}FN_3O_3$ and its chemical structure is:

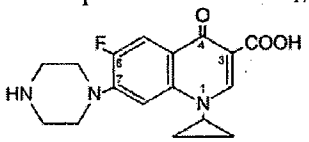

Ciprofloxacin is a faint to light yellow crystalline powder with a molecular weight of 331.4. It is soluble in dilute (0.1N) hydrochloric acid and is practically insoluble in water and ethanol. CIPRO I.V. solutions are available as sterile 1.0% aqueous concentrates, which are intended for dilution prior to administration, and as 0.2% ready-for-use infusion solutions in 5% Dextrose Injection. All formulas contain lactic acid as a solubilizing agent and hydrochloric acid for pH adjustment. The pH range for the 1.0% aqueous concentrates in vials is 3.3 to 3.9. The pH range for the 0.2% ready-for-use infusion solutions is 3.5 to 4.6.

The plastic container is latex-free and is fabricated from a specially formulated polyvinyl chloride. Solutions in contact with the plastic container can leach out certain of its chemical components in very small amounts within the expiration period, e.g., di(2-ethylhexyl) phthalate (DEHP), up to 5 parts per million. The suitability of the plastic has been confirmed in tests in animals according to USP biological tests for plastic containers as well as by tissue culture toxicity studies.

CLINICAL PHARMACOLOGY

Absorption

Following 60-minute intravenous infusions of 200 mg and 400 mg ciprofloxacin to normal volunteers, the mean maximum serum concentrations achieved were 2.1 and 4.6 μg/mL, respectively; the concentrations at 12 hours were 0.1 and 0.2 μg/mL, respectively.

Steady-state Ciprofloxacin Serum Concentrations (μg/mL) After 60-minute I.V. Infusions q12h.

	Time after starting the infusion					
Dose	**30 min.**	**1 hr**	**3 hr**	**6 hr**	**8 hr**	**12 hr**
200 mg	1.7	2.1	0.6	0.3	0.2	0.1
400 mg	3.7	4.6	1.3	0.7	0.5	0.2

The pharmacokinetics of ciprofloxacin are linear over the dose range of 200 to 400 mg administered intravenously. Comparison of the pharmacokinetic parameters following the 1st and 5th I.V. dose on a q 12 h regimen indicates no evidence of drug accumulation.
The absolute bioavailability of oral ciprofloxacin is within a range of 70–80% with no substantial loss by first pass metabolism. An intravenous infusion of 400-mg ciprofloxacin given over 60 minutes every 12 hours has been shown to produce an area under the serum concentration time curve (AUC) equivalent to that produced by a 500-mg oral dose given every 12 hours. An intravenous infusion of 400 mg ciprofloxacin given over 60 minutes every 8 hours has been shown to produce an AUC at steady-state equivalent to that produced by a 750-mg oral dose given every 12 hours. A 400-mg I.V. dose results in a C_{max} similar to that observed with a 750-mg oral dose. An infusion of 200 mg ciprofloxacin given every 12 hours produces an AUC equivalent to that produced by a 250-mg oral dose given every 12 hours.

Steady-state Pharmacokinetic Parameter Following Multiple Oral and I.V. Doses

Parameters	500 mg q12h, P.O.	400 mg q12h, I.V.	750 mg q12h, P.O.	400 mg q8h, I.V.
AUC (μg•hr/mL)	13.7 [a]	12.7 [a]	31.6 [b]	32.9 [c]
C_{max} (μg/mL)	2.97	4.56	3.59	4.07

[a] $AUC_{0\text{-}12h}$
[b] $AUC\ 24h = AUC_{0\text{-}12h} \times 2$
[c] $AUC\ 24h = AUC_{0\text{-}8h} \times 3$

Distribution
After intravenous administration, ciprofloxacin is present in saliva, nasal and bronchial secretions, sputum, skin blister fluid, lymph, peritoneal fluid, bile, and prostatic secretions. It has also been detected in the lung, skin, fat, muscle, cartilage, and bone. Although the drug diffuses into cerebrospinal fluid (CSF), CSF concentrations are generally less than 10% of peak serum concentrations. Levels of the drug in the aqueous and vitreous chambers of the eye are lower than in serum.

Metabolism
After I.V. administration, three metabolites of ciprofloxacin have been identified in human urine which together account for approximately 10% of the intravenous dose. The binding of ciprofloxacin to serum proteins is 20 to 40%. Ciprofloxacin is an inhibitor of human cytochrome P450 1A2 (CYP1A2) mediated metabolism. Coadministration of ciprofloxacin with other drugs primarily metabolized by CYP1A2 results in increased plasma concentrations of these drugs and could lead to clinically significant adverse events of the coadministered drug (see **CONTRAINDICATIONS**; **WARNINGS**; **PRECAUTIONS: Drug Interactions**).

Excretion
The serum elimination half-life is approximately 5–6 hours and the total clearance is around 35 L/hr. After intravenous administration, approximately 50% to 70% of the dose is excreted in the urine as unchanged drug. Following a 200-mg I.V. dose, concentrations in the urine usually exceed 200 μg/mL 0–2 hours after dosing and are generally greater than 15 μg/mL 8–12 hours after dosing. Following a 400-mg I.V. dose, urine concentrations generally exceed 400 μg/mL

0–2 hours after dosing and are usually greater than 30 μg/mL 8–12 hours after dosing. The renal clearance is approximately 22 L/hr. The urinary excretion of ciprofloxacin is virtually complete by 24 hours after dosing.

Although bile concentrations of ciprofloxacin are several fold higher than serum concentrations after intravenous dosing, only a small amount of the administered dose (< 1%) is recovered from the bile as unchanged drug. Approximately 15% of an I.V. dose is recovered from the feces within 5 days after dosing.

Special Populations

Pharmacokinetic studies of the oral (single dose) and intravenous (single and multiple dose) forms of ciprofloxacin indicate that plasma concentrations of ciprofloxacin are higher in elderly subjects (> 65 years) as compared to young adults. Although the C_{max} is increased 16–40%, the increase in mean AUC is approximately 30%, and can be at least partially attributed to decreased renal clearance in the elderly. Elimination half-life is only slightly (~20%) prolonged in the elderly. These differences are not considered clinically significant. (See **PRECAUTIONS: Geriatric Use**.)

In patients with reduced renal function, the half-life of ciprofloxacin is slightly prolonged and dosage adjustments may be required. (See **DOSAGE AND ADMINISTRATION**.)

In preliminary studies in patients with stable chronic liver cirrhosis, no significant changes in ciprofloxacin pharmacokinetics have been observed. However, the kinetics of ciprofloxacin in patients with acute hepatic insufficiency have not been fully elucidated.

Following a single oral dose of 10 mg/kg ciprofloxacin suspension to 16 children ranging in age from 4 months to 7 years, the mean C_{max} was 2.4 μg/mL (range: 1.5 – 3.4 μg/mL) and the mean AUC was 9.2 μg*h/mL (range: 5.8 – 14.9 μg*h/mL). There was no apparent age-dependence, and no notable increase in C_{max} or AUC upon multiple dosing (10 mg/kg TID). In children with severe sepsis who were given intravenous ciprofloxacin (10 mg/kg as a 1-hour infusion), the mean C_{max} was 6.1 μg/mL (range: 4.6 – 8.3 μg/mL) in 10 children less than 1 year of age; and 7.2 μg/mL (range: 4.7 – 11.8 μg/mL) in 10 children between 1 and 5 years of age. The AUC values were 17.4 μg*h/mL (range: 11.8 – 32.0 μg*h/mL) and 16.5 μg*h/mL (range: 11.0 – 23.8 μg*h/mL) in the respective age groups. These values are within the range reported for adults at therapeutic doses. Based on population pharmacokinetic analysis of pediatric patients with various infections, the predicted mean half-life in children is approximately 4 - 5 hours, and the bioavailability of the oral suspension is approximately 60%.

Drug-drug Interactions: Concomitant administration with tizanidine is contraindicated (See **CONTRAINDICATIONS).** The potential for pharmacokinetic drug interactions between ciprofloxacin and theophylline, caffeine, cyclosporins, phenytoin, sulfonylurea glyburide, metronidazole, warfarin, probenecid, and piperacillin sodium has been evaluated. (See **WARNINGS: PRECAUTIONS: Drug Interactions**.)

MICROBIOLOGY

Ciprofloxacin has *in vitro* activity against a wide range of gram-negative and gram-positive microorganisms. The bactericidal action of ciprofloxacin results from inhibition of the enzymes topoisomerase II (DNA gyrase) and topoisomerase IV, which are required for bacterial DNA replication, transcription, repair, and recombination. The mechanism of action of fluoroquinolones, including ciprofloxacin, is different from that of penicillins, cephalosporins, aminoglycosides, macrolides, and tetracyclines; therefore, microorganisms resistant to these classes of drugs may be susceptible to ciprofloxacin and other quinolones. There is no known cross-resistance between ciprofloxacin and other classes of antimicrobials. *In vitro* resistance to ciprofloxacin develops slowly by multiple step mutations.

Ciprofloxacin is slightly less active when tested at acidic pH. The inoculum size has little effect when

tested *in vitro*. The minimal bactericidal concentration (MBC) generally does not exceed the minimal inhibitory concentration (MIC) by more than a factor of 2.

Ciprofloxacin has been shown to be active against most strains of the following microorganisms, both *in vitro* and in clinical infections as described in the **INDICATIONS AND USAGE** section of the package insert for CIPRO I.V. (ciprofloxacin for intravenous infusion).

Aerobic gram-positive microorganisms

Enterococcus faecalis (Many strains are only moderately susceptible.)
Staphylococcus aureus (methicillin-susceptible strains only)
Staphylococcus epidermidis (methicillin-susceptible strains only)
Staphylococcus saprophyticus
Streptococcus pneumoniae (penicillin-susceptible strains)
Streptococcus pyogenes

Aerobic gram-negative microorganisms

Citrobacter diversus
Citrobacter freundii
Enterobacter cloacae
Escherichia coli
Haemophilus influenzae
Haemophilus parainfluenzae
Klebsiella pneumoniae
Moraxella catarrhalis
Morganella morganii
Proteus mirabilis
Proteus vulgaris
Providencia rettgeri
Providencia stuartii
Pseudomonas aeruginosa
Serratia marcescens

Ciprofloxacin has been shown to be active against *Bacillus anthracis* both *in vitro* and by use of serum levels as a surrogate marker (see **INDICATIONS AND USAGE** and **INHALATIONAL ANTHRAX - ADDITIONAL INFORMATION**).

The following *in vitro* data are available, **but their clinical significance is unknown.**

Ciprofloxacin exhibits *in vitro* minimum inhibitory concentrations (MICs) of 1 μg/mL or less against most (≥ 90%) strains of the following microorganisms; however, the safety and effectiveness of ciprofloxacin intravenous formulations in treating clinical infections due to these microorganisms have not been established in adequate and well-controlled clinical trials.

Aerobic gram-positive microorganisms

Staphylococcus haemolyticus
Staphylococcus hominis
Streptococcus pneumoniae (penicillin-resistant strains)

Aerobic gram-negative microorganisms

Acinetobacter Iwoffi
Aeromonas hydrophila
Campylobacter jejuni
Edwardsiella tarda
Enterobacter aerogenes
Klebsiella oxytoca
Legionella pneumophila
Neisseria gonorrhoeae
Pasteurella multocida
Salmonella enteritidis
Salmonella typhi
Shigella boydii
Shigella dysenteriae
Shigella flexneri
Shigella sonnei
Vibrio cholerae
Vibrio parahaemolyticus
Vibrio vulnificus
Yersinia enterocolitica

Most strains of *Burkholderia cepacia* and some strains of *Stenotrophomonas maltophilia* are resistant to ciprofloxacin as are most anaerobic bacteria, including *Bacteroides fragilis* and *Clostridium difficile.*

Susceptibility Tests

Dilution Techniques: Quantitative methods are used to determine antimicrobial minimum inhibitory concentrations (MICs). These MICs provide estimates of the susceptibility of bacteria to antimicrobial compounds. The MICs should be determined using a standardized procedure. Standardized procedures are based on a dilution method[1] (broth or agar) or equivalent with standardized inoculum concentrations and standardized concentrations of ciprofloxacin powder. The MIC values should be interpreted according to the following criteria:

For testing aerobic microorganisms other than *Haemophilus influenzae*, and *Haemophilus parainfluenzae*[a]:

MIC (µg/mL)	Interpretation	
≤ 1	Susceptible	(S)
2	Intermediate	(I)
≥ 4	Resistant	(R)

[a] These interpretive standards are applicable only to broth microdilution susceptibility tests with streptococci using cation-adjusted Mueller-Hinton broth with 2–5% lysed horse blood.

For testing *Haemophilus influenzae* and *Haemophilus parainfluenzae* [b]:

MIC (µg/mL)	Interpretation	
≤ 1	Susceptible	(S)

[b] This interpretive standard is applicable only to broth microdilution susceptibility tests with *Haemophilus influenzae* and *Haemophilus parainfluenzae* using *Haemophilus* Test Medium[1].

The current absence of data on resistant strains precludes defining any results other than "Susceptible". Strains yielding MIC results suggestive of a "nonsusceptible" category should be submitted to a reference laboratory for further testing.

A report of "Susceptible" indicates that the pathogen is likely to be inhibited if the antimicrobial compound in the blood reaches the concentrations usually achievable. A report of "Intermediate" indicates that the result should be considered equivocal, and, if the microorganism is not fully susceptible to alternative, clinically feasible drugs, the test should be repeated. This category implies possible clinical applicability in body sites where the drug is physiologically concentrated or in situations where high dosage of drug can be used. This category also provides a buffer zone, which prevents small uncontrolled technical factors from causing major discrepancies in interpretation. A report of "Resistant" indicates that the pathogen is not likely to be inhibited if the antimicrobial compound in the blood reaches the concentrations usually achievable; other therapy should be selected.

Standardized susceptibility test procedures require the use of laboratory control microorganisms to control the technical aspects of the laboratory procedures. Standard ciprofloxacin powder should provide the following MIC values:

Organism		MIC (µg/mL)
E. faecalis	ATCC 29212	0.25 – 2.0
E. coli	ATCC 25922	0.004 – 0.015
H. influenzae[a]	ATCC 49247	0.004 – 0.03
P. aeruginosa	ATCC 27853	0.25 – 1.0
S. aureus	ATCC 29213	0.12 – 0.5

[a] This quality control range is applicable to only *H. influenzae* ATCC 49247 tested by a broth microdilution procedure using *Haemophilus* Test Medium (HTM)[1].

Diffusion Techniques: Quantitative methods that require measurement of zone diameters also provide reproducible estimates of the susceptibility of bacteria to antimicrobial compounds. One such standardized procedure[2] requires the use of standardized inoculum concentrations. This procedure uses paper disks impregnated with 5-µg ciprofloxacin to test the susceptibility of microorganisms to ciprofloxacin.

Reports from the laboratory providing results of the standard single-disk susceptibility test with a 5-µg ciprofloxacin disk should be interpreted according to the following criteria:

For testing aerobic microorganisms other than *Haemophilus influenzae,* and *Haemophilus parainfluenzae* [a]:

Zone Diameter (mm)	Interpretation	
≥ 21	Susceptible	(S)
16 - 20	Intermediate	(I)
≤ 15	Resistant	(R)

[a] These zone diameter standards are applicable only to tests performed for streptococci using Mueller-Hinton agar supplemented with 5% sheep blood incubated in 5% CO_2.

For testing *Haemophilus influenzae* and *Haemophilus parainfluenzae* [b]:

Zone Diameter (mm)	Interpretation	
≥ 21	Susceptible	(S)

[b] This zone diameter standard is applicable only to tests with *Haemophilus influenzae* and *Haemophilus parainfluenzae* using *Haemophilus* Test Medium (HTM)[2].

The current absence of data on resistant strains precludes defining any results other than "Susceptible". Strains yielding zone diameter results suggestive of a "nonsusceptible" category should be submitted to a reference laboratory for further testing.

Interpretation should be as stated above for results using dilution techniques. Interpretation involves correlation of the diameter obtained in the disk test with the MIC for ciprofloxacin.

As with standardized dilution techniques, diffusion methods require the use of laboratory control microorganisms that are used to control the technical aspects of the laboratory procedures. For the diffusion technique, the 5-µg ciprofloxacin disk should provide the following zone diameters in these laboratory test quality control strains:

Organism		Zone Diameter (mm)
E. coli	ATCC 25922	30-40
H. influenzae [a]	ATCC 49247	34-42
P. aeruginosa	ATCC 27853	25-33
S. aureus	ATCC 25923	22-30

[a] These quality control limits are applicable to only *H. influenzae* ATCC 49247 testing using *Haemophilus* Test Medium (HTM)[2].

INDICATIONS AND USAGE

CIPRO I.V. is indicated for the treatment of infections caused by susceptible strains of the designated microorganisms in the conditions and patient populations listed below when the intravenous administration offers a route of administration advantageous to the patient. Please see **DOSAGE AND ADMINISTRATION** for specific recommendations.

Adult Patients:

Urinary Tract Infections caused by *Escherichia coli* (including cases with secondary bacteremia), *Klebsiella pneumoniae* subspecies *pneumoniae, Enterobacter cloacae, Serratia marcescens, Proteus mirabilis, Providencia rettgeri, Morganella morganii, Citrobacter diversus, Citrobacter freundii, Pseudomonas aeruginosa, Staphylococcus epidermidis, Staphylococcus saprophyticus,* or *Enterococcus faecalis.*

Lower Respiratory Infections caused by *Escherichia coli, Klebsiella pneumoniae* subspecies *pneumoniae, Enterobacter cloacae, Proteus mirabilis, Pseudomonas aeruginosa, Haemophilus influenzae, Haemophilus parainfluenzae,* or *Streptococcus pneumoniae.* Also, *Moraxella catarrhalis* for the treatment of acute exacerbations of chronic bronchitis.

NOTE: Although effective in clinical trials, ciprofloxacin is not a drug of first choice in the treatment of presumed or confirmed pneumonia secondary to *Streptococcus pneumoniae.*

Nosocomial Pneumonia caused by *Haemophilus influenzae* or *Klebsiella pneumoniae.*

Skin and Skin Structure Infections caused by *Escherichia coli, Klebsiella pneumoniae* subspecies *pneumoniae, Enterobacter cloacae, Proteus mirabilis, Proteus vulgaris, Providencia stuartii, Morganella morganii, Citrobacter freundii, Pseudomonas aeruginosa, Staphylococcus aureus* (methicillin susceptible), *Staphylococcus epidermidis,* or *Streptococcus pyogenes.*

Bone and Joint Infections caused by *Enterobacter cloacae, Serratia marcescens,* or *Pseudomonas aeruginosa.*

Complicated Intra-Abdominal Infections (used in conjunction with metronidazole) caused by *Escherichia coli, Pseudomonas aeruginosa, Proteus mirabilis, Klebsiella pneumoniae,* or *Bacteroides fragilis.*

Acute Sinusitis caused by *Haemophilus influenzae, Streptococcus pneumoniae,* or *Moraxella catarrhalis.*

Chronic Bacterial Prostatitis caused by *Escherichia coli* or *Proteus mirabilis.*

Empirical Therapy for Febrile Neutropenic Patients in combination with piperacillin sodium. (See **CLINICAL STUDIES**.)

Pediatric patients (1 to 17 years of age):

Complicated Urinary Tract Infections and Pyelonephritis due to *Escherichia coli.*

NOTE: Although effective in clinical trials, ciprofloxacin is not a drug of first choice in the pediatric population due to an increased incidence of adverse events compared to controls, including events related to joints and/or surrounding tissues. (See **WARNINGS, PRECAUTIONS, Pediatric Use, ADVERSE REACTIONS** and **CLINICAL STUDIES**.) Ciprofloxacin, like other fluoroquinolones, is associated with arthropathy and histopathological changes in weight-bearing joints of juvenile animals. (See **ANIMAL PHARMACOLOGY**.)

Adult and Pediatric Patients:

Inhalational anthrax (post-exposure): To reduce the incidence or progression of disease following exposure to aerosolized *Bacillus anthracis.*

Ciprofloxacin serum concentrations achieved in humans served as a surrogate endpoint reasonably likely to predict clinical benefit and provided the initial basis for approval of this indication.[4] Supportive clinical information for ciprofloxacin for anthrax post-exposure prophylaxis was obtained during the anthrax bioterror attacks of October 2001. (See also, **INHALATIONAL ANTHRAX – ADDITIONAL INFORMATION**).

If anaerobic organisms are suspected of contributing to the infection, appropriate therapy should be administered.
Appropriate culture and susceptibility tests should be performed before treatment in order to isolate and identify organisms causing infection and to determine their susceptibility to ciprofloxacin. Therapy with CIPRO I.V. may be initiated before results of these tests are known; once results become available, appropriate therapy should be continued.
As with other drugs, some strains of *Pseudomonas aeruginosa* may develop resistance fairly rapidly during treatment with ciprofloxacin. Culture and susceptibility testing performed periodically during therapy will provide information not only on the therapeutic effect of the antimicrobial agent but also on the possible emergence of bacterial resistance.
To reduce the development of drug-resistant bacteria and maintain the effectiveness of CIPRO I.V. and other antibacterial drugs, CIPRO I.V. should be used only to treat or prevent infections that are proven or strongly suspected to be caused by susceptible bacteria. When culture and susceptibility information are available, they should be considered in selecting or modifying antibacterial therapy. In the absence of such data, local epidemiology and susceptibility patterns may contribute to the empiric selection of therapy.

CONTRAINDICATIONS

Ciprofloxacin is contraindicated in persons with a history of hypersensitivity to ciprofloxacin, any member of the quinolone class of antimicrobial agents, or any of the product components.

Concomitant administration with tizanidine is contraindicated. (See **PRECAUTIONS**: **Drug Interactions**.)

WARNINGS

Pregnant Women: THE SAFETY AND EFFECTIVENESS OF CIPROFLOXACIN IN PREGNANT AND LACTATING WOMEN HAVE NOT BEEN ESTABLISHED. (See **PRECAUTIONS: Pregnancy,** and **Nursing Mothers** subsections.)

Pediatrics: Ciprofloxacin should be used in pediatric patients (less than 18 years of age) only for infections listed in the **INDICATIONS AND USAGE** section. An increased incidence of adverse events compared to controls, including events related to joints and/or surrounding tissues, has been observed. (See **ADVERSE REACTIONS**.)
In pre-clinical studies, oral administration of ciprofloxacin caused lameness in immature dogs. Histopathological examination of the weight-bearing joints of these dogs revealed permanent lesions of the cartilage. Related quinolone-class drugs also produce erosions of cartilage of weight-bearing joints and other signs of arthropathy in immature animals of various species. (See **ANIMAL PHARMACOLOGY**.)

Cytochrome P450 (CYP450): Ciprofloxacin is an inhibitor of the hepatic CYP1A2 enzyme pathway. Coadministration of ciprofloxacin and other drugs primarily metabolized by the CYP1A2 (e.g. theophylline, methylxanthines, tizanidine) results in increased plasma concentrations of the coadministered drug and could lead to clinically significant pharmacodynamic side effects of the coadministered drug.

Central Nervous System Disorders: Convulsions, increased intracranial pressure and toxic psychosis have been reported in patients receiving quinolones, including ciprofloxacin. Ciprofloxacin may also cause central nervous system (CNS) events including: dizziness, confusion, tremors, hallucinations, depression, and, rarely, suicidal thoughts or acts. These

reactions may occur following the first dose. If these reactions occur in patients receiving ciprofloxacin, the drug should be discontinued and appropriate measures instituted. As with all quinolones, ciprofloxacin should be used with caution in patients with known or suspected CNS disorders that may predispose to seizures or lower the seizure threshold (e.g. severe cerebral arteriosclerosis, epilepsy), or in the presence of other risk factors that may predispose to seizures or lower the seizure threshold (e.g. certain drug therapy, renal dysfunction). (See **PRECAUTIONS: General, Information for Patients, Drug Interaction** and **ADVERSE REACTIONS.**)

Theophylline: SERIOUS AND FATAL REACTIONS HAVE BEEN REPORTED IN PATIENTS RECEIVING CONCURRENT ADMINISTRATION OF INTRAVENOUS CIPROFLOXACIN AND THEOPHYLLINE. These reactions have included cardiac arrest, seizure, status epilepticus, and respiratory failure. Although similar serious adverse events have been reported in patients receiving theophylline alone, the possibility that these reactions may be potentiated by ciprofloxacin cannot be eliminated. If concomitant use cannot be avoided, serum levels of theophylline should be monitored and dosage adjustments made as appropriate.

Hypersensitivity Reactions: Serious and occasionally fatal hypersensitivity (anaphylactic) reactions, some following the first dose, have been reported in patients receiving quinolone therapy. Some reactions were accompanied by cardiovascular collapse, loss of consciousness, tingling, pharyngeal or facial edema, dyspnea, urticaria, and itching. Only a few patients had a history of hypersensitivity reactions. Serious anaphylactic reactions require immediate emergency treatment with epinephrine and other resuscitation measures, including oxygen, intravenous fluids, intravenous antihistamines, corticosteroids, pressor amines, and airway management, as clinically indicated.

Severe hypersensitivity reactions characterized by rash, fever, eosinophilia, jaundice, and hepatic necrosis with fatal outcome have also been reported extremely rarely in patients receiving ciprofloxacin along with other drugs. The possibility that these reactions were related to ciprofloxacin cannot be excluded. Ciprofloxacin should be discontinued at the first appearance of a skin rash or any other sign of hypersensitivity.

Pseudomembranous Colitis: Pseudomembranous colitis has been reported with nearly all antibacterial agents, including ciprofloxacin, and may range in severity from mild to life-threatening. Therefore, it is important to consider this diagnosis in patients who present with diarrhea subsequent to the administration of antibacterial agents.

Treatment with antibacterial agents alters the normal flora of the colon and may permit overgrowth of clostridia. Studies indicate that a toxin produced by *Clostridium difficile* is one primary cause of "antibiotic-associated colitis."

After the diagnosis of pseudomembranous colitis has been established, therapeutic measures should be initiated. Mild cases of pseudomembranous colitis usually respond to drug discontinuation alone. In moderate to severe cases, consideration should be given to management with fluids and electrolytes, protein supplementation, and treatment with an antibacterial drug clinically effective against *C. difficile* colitis. Drugs that inhibit peristalsis should be avoided.

Peripheral neuropathy: Rare cases of sensory or sensorimotor axonal polyneuropathy affecting small and/or large axons resulting in paresthesias, hypoesthesias, dysesthesias and weakness have been reported in patients receiving quinolones, including ciprofloxacin. Ciprofloxacin should be discontinued if the patient experiences symptoms of neuropathy including pain, burning, tingling, numbness, and/or weakness, or is found to have deficits in light touch, pain, temperature, position sense, vibratory sensation, and/or motor strength in

order to prevent the development of an irreversible condition.

Tendon Effects: Ruptures of the shoulder, hand, Achilles tendon or other tendons that required surgical repair or resulted in prolonged disability have been reported in patients receiving quinolones, including ciprofloxacin. Post-marketing surveillance reports indicate that this risk may be increased in patients receiving concomitant corticosteroids, especially the elderly. Ciprofloxacin should be discontinued if the patient experiences pain, inflammation, or rupture of a tendon. Patients should rest and refrain from exercise until the diagnosis of tendonitis or tendon rupture has been excluded. Tendon rupture can occur during or after therapy with quinolones, including ciprofloxacin.

PRECAUTIONS

General: INTRAVENOUS CIPROFLOXACIN SHOULD BE ADMINISTERED BY SLOW INFUSION OVER A PERIOD OF 60 MINUTES. Local I.V. site reactions have been reported with the intravenous administration of ciprofloxacin. These reactions are more frequent if infusion time is 30 minutes or less or if small veins of the hand are used. (See **ADVERSE REACTIONS**.)

Central Nervous System: Quinolones, including ciprofloxacin, may also cause central nervous system (CNS) events, including: nervousness, agitation, insomnia, anxiety, nightmares or paranoia. (See **WARNINGS, Information for Patients,** and **Drug Interactions.**)
Crystals of ciprofloxacin have been observed rarely in the urine of human subjects but more frequently in the urine of laboratory animals, which is usually alkaline. (See **ANIMAL PHARMACOLOGY**.) Crystalluria related to ciprofloxacin has been reported only rarely in humans because human urine is usually acidic. Alkalinity of the urine should be avoided in patients receiving ciprofloxacin. Patients should be well hydrated to prevent the formation of highly concentrated urine.

Renal Impairment: Alteration of the dosage regimen is necessary for patients with impairment of renal function. (See **DOSAGE AND ADMINISTRATION**.)

Phototoxicity: Moderate to severe phototoxicity manifested as an exaggerated sunburn reaction has been observed in some patients who were exposed to direct sunlight while receiving some members of the quinolone class of drugs. Excessive sunlight should be avoided.
As with any potent drug, periodic assessment of organ system functions, including renal, hepatic, and hematopoietic, is advisable during prolonged therapy.
Prescribing CIPRO I.V. in the absence of a proven or strongly suspected bacterial infection or a prophylactic indication is unlikely to provide benefit to the patient and increases the risk of the development of drug-resistant bacteria.

Information For Patients:

Patients should be advised:

- that antibacterial drugs including CIPRO I.V. should only be used to treat bacterial infections. They do not treat viral infections (e.g., the common cold). When CIPRO I.V. is prescribed to treat a bacterial infection, patients should be told that although it is common to feel better early in the course of therapy, the medication should be taken exactly as directed. Skipping doses or not completing the full course of therapy may (1) decrease the effectiveness of the immediate treatment and (2) increase the likelihood that bacteria will develop resistance and will not be treatable by CIPRO I.V. or other antibacterial drugs in the future.
- that ciprofloxacin may be associated with hypersensitivity reactions, even following a single dose, and to discontinue the drug at the first sign of a skin rash or other allergic reaction.
- that ciprofloxacin may cause dizziness and lightheadedness; therefore, patients should know how they react to this drug before they operate an automobile or machinery or engage in activities requiring mental alertness or coordination.

- that ciprofloxacin increase the effects of tizanidine (Zanaflex®). Patients should not use ciprofloxacin if they are already taking tizanidine.
- that ciprofloxacin may increase the effects of theophylline and caffeine. There is a possibility of caffeine accumulation when products containing caffeine are consumed while taking ciprofloxacin.
- that peripheral neuropathies have been associated with ciprofloxacin use. If symptoms of peripheral neuropathy including pain, burning, tingling, numbness and/or weakness develop, they should discontinue treatment and contact their physicians.
- to discontinue treatment; rest and refrain from exercise; and inform their physician if they experience pain, inflammation, or rupture of a tendon.
- that convulsions have been reported in patients taking quinolones, including ciprofloxacin, and to notify their physician before taking this drug if there is a history of this condition.
- that ciprofloxacin has been associated with an increased rate of adverse events involving joints and surrounding tissue structures (like tendons) in pediatric patients (less than 18 years of age). Parents should inform their child's physician if the child has a history of joint-related problems before taking this drug. Parents of pediatric patients should also notify their child's physician of any joint-related problems that occur during or following ciprofloxacin therapy. (See **WARNINGS, PRECAUTIONS, Pediatric Use** and **ADVERSE REACTIONS**.)

Drug Interactions: In a pharmacokinetic study, systemic exposure of tizanidine (4 mg single dose) was significantly increased (C_{max} 7-fold, AUC 10-fold) when the drug was given concomitantly with ciprofloxacin (500 mg bid for 3 days). The hypotensive and sedative effects of tizanidine were also potentiated. Concomitant administration of tizanidine and ciprofloxacin is contraindicated.

As with some other quinolones, concurrent administration of ciprofloxacin with theophylline may lead to elevated serum concentrations of theophylline and prolongation of its elimination half-life. This may result in increased risk of theophylline-related adverse reactions. (See **WARNINGS**.) If concomitant use cannot be avoided, serum levels of theophylline should be monitored and dosage adjustments made as appropriate.

Some quinolones, including ciprofloxacin, have also been shown to interfere with the metabolism of caffeine. This may lead to reduced clearance of caffeine and prolongation of its serum half-life.

Some quinolones, including ciprofloxacin, have been associated with transient elevations in serum creatinine in patients receiving cyclosporine concomitantly.

Altered serum levels of phenytoin (increased and decreased) have been reported in patients receiving concomitant ciprofloxacin.

The concomitant administration of ciprofloxacin with the sulfonylurea glyburide has, in some patients, resulted in severe hypoglycemia. Fatalities have been reported.

The serum concentrations of ciprofloxacin and metronidazole were not altered when these two drugs were given concomitantly.

Quinolones, including ciprofloxacin, have been reported to enhance the effects of the oral anticoagulant warfarin or its derivatives. When these products are administered concomitantly, prothrombin time or other suitable coagulation tests should be closely monitored.

Probenecid interferes with renal tubular secretion of ciprofloxacin and produces an increase in the level of ciprofloxacin in the serum. This should be considered if patients are receiving both drugs concomitantly.

Renal tubular transport of methotrexate may be inhibited by concomitant administration of ciprofloxacin potentially leading to increased plasma levels of methotrexate. This might increase the

risk of methotrexate associated toxic reactions. Therefore, patients under methotrexate therapy should be carefully monitored when concomitant ciprofloxacin therapy is indicated.
Non-steroidal anti-inflammatory drugs (but not acetyl salicylic acid) in combination of very high doses of quinolones have been shown to provoke convulsions in pre-clinical studies.
Following infusion of 400 mg I.V. ciprofloxacin every eight hours in combination with 50 mg/kg I.V. piperacillin sodium every four hours, mean serum ciprofloxacin concentrations were 3.02 μg/mL $^1/_2$ hour and 1.18 μg/mL between 6–8 hours after the end of infusion.
Carcinogenesis, Mutagenesis, Impairment of Fertility: Eight *in vitro* mutagenicity tests have been conducted with ciprofloxacin. Test results are listed below:

Salmonella/Microsome Test (Negative)
E. coli DNA Repair Assay (Negative)
Mouse Lymphoma Cell Forward Mutation Assay (Positive)
Chinese Hamster V_{79} Cell HGPRT Test (Negative)
Syrian Hamster Embryo Cell Transformation Assay (Negative)
Saccharomyces cerevisiae Point Mutation Assay (Negative)
Saccharomyces cerevisiae Mitotic Crossover and Gene Conversion Assay (Negative)
Rat Hepatocyte DNA Repair Assay (Positive)

Thus, two of the eight tests were positive, but results of the following three *in vivo* test systems gave negative results:

Rat Hepatocyte DNA Repair Assay
Micronucleus Test (Mice)
Dominant Lethal Test (Mice)

Long-term carcinogenicity studies in rats and mice resulted in no carcinogenic or tumorigenic effects due to ciprofloxacin at daily oral dose levels up to 250 and 750 mg/kg to rats and mice, respectively (approximately 1.7- and 2.5- times the highest recommended therapeutic dose based upon mg/m^2).

Results from photo co-carcinogenicity testing indicate that ciprofloxacin does not reduce the time to appearance of UV-induced skin tumors as compared to vehicle control. Hairless (Skh-1) mice were exposed to UVA light for 3.5 hours five times every two weeks for up to 78 weeks while concurrently being administered ciprofloxacin. The time to development of the first skin tumors was 50 weeks in mice treated concomitantly with UVA and ciprofloxacin (mouse dose approximately equal to maximum recommended human dose based upon mg/m^2), as opposed to 34 weeks when animals were treated with both UVA and vehicle. The times to development of skin tumors ranged from 16–32 weeks in mice treated concomitantly with UVA and other quinolones.[3]
In this model, mice treated with ciprofloxacin alone did not develop skin or systemic tumors. There are no data from similar models using pigmented mice and/or fully haired mice. The clinical significance of these findings to humans is unknown.
Fertility studies performed in rats at oral doses of ciprofloxacin up to 100 mg/kg (approximately 0.7-times the highest recommended therapeutic dose based upon mg/m^2) revealed no evidence of impairment.
Pregnancy: Teratogenic Effects. Pregnancy Category C: There are no adequate and well-controlled studies in pregnant women. An expert review of published data on experiences with ciprofloxacin use during pregnancy by TERIS – the Teratogen Information System - concluded that therapeutic doses during pregnancy are unlikely to pose a substantial teratogenic risk (quantity and quality of data=fair), but the data are insufficient to state that there is no risk.[7]

A controlled prospective observational study followed 200 women exposed to fluoroquinolones (52.5% exposed to ciprofloxacin and 68% first trimester exposures) during gestation.[8] In utero exposure to fluoroquinolones during embryogenesis was not associated with increased risk of major malformations. The reported rates of major congenital malformations were 2.2% for the fluoroquinolone group and 2.6% for the control group (background incidence of major malformations is 1-5%). Rates of spontaneous abortions, prematurity and low birth weight did not differ between the groups and there were no clinically significant musculoskeletal dysfunctions up to one year of age in the ciprofloxacin exposed children.
Another prospective follow-up study reported on 549 pregnancies with fluoroquinolone exposure (93% first trimester exposures).[9] There were 70 ciprofloxacin exposures, all within the first trimester. The malformation rates among live-born babies exposed to ciprofloxacin and to fluoroquinolones overall were both within background incidence ranges. No specific patterns of congenital abnormalities were found. The study did not reveal any clear adverse reactions due to in utero exposure to ciprofloxacin.
No differences in the rates of prematurity, spontaneous abortions, or birth weight were seen in women exposed to ciprofloxacin during pregnancy.[7,8] However, these small postmarketing epidemiology studies, of which most experience is from short term, first trimester exposure, are insufficient to evaluate the risk for less common defects or to permit reliable and definitive conclusions regarding the safety of ciprofloxacin in pregnant women and their developing fetuses. Ciprofloxacin should not be used during pregnancy unless the potential benefit justifies the potential risk to both fetus and mother (see **WARNINGS**).
Reproduction studies have been performed in rats and mice using oral doses up to 100 mg/kg (0.6 and 0.3 times the maximum daily human dose based upon body surface area, respectively) and have revealed no evidence of harm to the fetus due to ciprofloxacin. In rabbits, oral ciprofloxacin dose levels of 30 and 100 mg/kg (approximately 0.4- and 1.3-times the highest recommended therapeutic dose based upon mg/m^2) produced gastrointestinal toxicity resulting in maternal weight loss and an increased incidence of abortion, but no teratogenicity was observed at either dose level. After intravenous administration of doses up to 20 mg/kg (approximately 0.3-times the highest recommended therapeutic dose based upon mg/m^2) no maternal toxicity was produced and no embryotoxicity or teratogenicity was observed. (See **WARNINGS**.)

Nursing Mothers: Ciprofloxacin is excreted in human milk. The amount of ciprofloxacin absorbed by the nursing infant is unknown. Because of the potential for serious adverse reactions in infants nursing from mothers taking ciprofloxacin, a decision should be made whether to discontinue nursing or to discontinue the drug, taking into account the importance of the drug to the mother.

Pediatric Use: Ciprofloxacin, like other quinolones, causes arthropathy and histological changes in weight-bearing joints of juvenile animals resulting in lameness. (See **ANIMAL PHARMACOLOGY**.)

Inhalational Anthrax (Post-Exposure)
Ciprofloxacin is indicated in pediatric patients for inhalational anthrax (post-exposure). The risk-benefit assessment indicates that administration of ciprofloxacin to pediatric patients is appropriate. For information regarding pediatric dosing in inhalational anthrax (post-exposure), see **DOSAGE AND ADMINISTRATION** and **INHALATIONAL ANTHRAX – ADDITIONAL INFORMATION**.

Complicated Urinary Tract Infection and Pyelonephritis
Ciprofloxacin is indicated for the treatment of complicated urinary tract infections and

pyelonephritis due to *Escherichia coli.* Although effective in clinical trials, ciprofloxacin is not a drug of first choice in the pediatric population due to an increased incidence of adverse events compared to the controls, including those related to joints and/or surrounding tissues. The rates of these events in pediatric patients with complicated urinary tract infection and pyelonephritis within six weeks of follow-up were 9.3% (31/335) versus 6.0% (21/349) for control agents. The rates of these events occurring at any time up to the one year follow-up were 13.7% (46/335) and 9.5% (33/349), respectively. The rate of all adverse events regardless of drug relationship at six weeks was 41% (138/335) in the ciprofloxacin arm compared to 31% (109/349) in the control arm. (See **ADVERSE REACTIONS** and **CLINICAL STUDIES**.)

Cystic Fibrosis

Short-term safety data from a single trial in pediatric cystic fibrosis patients are available. In a randomized, double-blind clinical trial for the treatment of acute pulmonary exacerbations in cystic fibrosis patients (ages 5-17 years), 67 patients received ciprofloxacin I.V. 10 mg/kg/dose q8h for one week followed by ciprofloxacin tablets 20 mg/kg/dose q12h to complete 10-21 days treatment and 62 patients received the combination of ceftazidime I.V. 50 mg/kg/dose q8h and tobramycin I.V. 3 mg/kg/dose q8h for a total of 10-21 days. Patients less than 5 years of age were not studied. Safety monitoring in the study included periodic range of motion examinations and gait assessments by treatment-blinded examiners. Patients were followed for an average of 23 days after completing treatment (range 0-93 days). This study was not designed to determine long term effects and the safety of repeated exposure to ciprofloxacin. Musculoskeletal adverse events in patients with cystic fibrosis were reported in 22% of the patients in the ciprofloxacin group and 21% in the comparison group. Decreased range of motion was reported in 12% of the subjects in the ciprofloxacin group and 16% in the comparison group. Arthralgia was reported in 10% of the patients in the ciprofloxacin group and 11% in the comparison group. Other adverse events were similar in nature and frequency between treatment arms. One of sixty-seven patients developed arthritis of the knee nine days after a ten day course of treatment with ciprofloxacin. Clinical symptoms resolved, but an MRI showed knee effusion without other abnormalities eight months after treatment. However, the relationship of this event to the patient's course of ciprofloxacin can not be definitively determined, particularly since patients with cystic fibrosis may develop arthralgias/arthritis as part of their underlying disease process.

Geriatric Use: In a retrospective analysis of 23 multiple-dose controlled clinical trials of ciprofloxacin encompassing over 3500 ciprofloxacin treated patients, 25% of patients were greater than or equal to 65 years of age and 10% were greater than or equal to 75 years of age. No overall differences in safety or effectiveness were observed between these subjects and younger subjects, and other reported clinical experience has not identified differences in responses between the elderly and younger patients, but greater sensitivity of some older individuals on any drug therapy cannot be ruled out. Ciprofloxacin is known to be substantially excreted by the kidney, and the risk of adverse reactions may be greater in patients with impaired renal function. No alteration of dosage is necessary for patients greater than 65 years of age with normal renal function. However, since some older individuals experience reduced renal function by virtue of their advanced age, care should be taken in dose selection for elderly patients, and renal function monitoring may be useful in these patients. (See **CLINICAL PHARMACOLOGY** and **DOSAGE AND ADMINISTRATION**.)

ADVERSE REACTIONS

Adverse Reactions in Adult Patients: During clinical investigations with oral and parenteral ciprofloxacin, 49,038 patients received courses of the drug. Most of the adverse events reported were described as only mild or moderate in severity, abated soon after the drug was discontinued, and required no treatment. Ciprofloxacin was discontinued because of an adverse event in 1.8% of intravenously treated patients.

The most frequently reported drug related events, from clinical trials of all formulations, all dosages, all drug-therapy durations, and for all indications of ciprofloxacin therapy were nausea (2.5%), diarrhea (1.6%), liver function tests abnormal (1.3%), vomiting (1.0%), and rash (1.0%).

In clinical trials the following events were reported, regardless of drug relationship, in greater than 1% of patients treated with intravenous ciprofloxacin: nausea, diarrhea, central nervous system disturbance, local I.V. site reactions, liver function tests abnormal, eosinophilia, headache, restlessness, and rash. Many of these events were described as only mild or moderate in severity, abated soon after the drug was discontinued, and required no treatment. Local I.V. site reactions are more frequent if the infusion time is 30 minutes or less. These may appear as local skin reactions which resolve rapidly upon completion of the infusion. Subsequent intravenous administration is not contraindicated unless the reactions recur or worsen.

Additional medically important events, without regard to drug relationship or route of administration, that occurred in 1% or less of ciprofloxacin patients are listed below:

BODY AS A WHOLE: abdominal pain/discomfort, foot pain, pain, pain in extremities

CARDIOVASCULAR: cardiovascular collapse, cardiopulmonary arrest, myocardial infarction, arrhythmia, tachycardia, palpitation, cerebral thrombosis, syncope, cardiac murmur, hypertension, hypotension, angina pectoris, atrial flutter, ventricular ectopy, (thrombo)-phlebitis, vasodilation, migraine

CENTRAL NERVOUS SYSTEM: convulsive seizures, paranoia, toxic psychosis, depression, dysphasia, phobia, depersonalization, manic reaction, unresponsiveness, ataxia, confusion, hallucinations, dizziness, lightheadedness, paresthesia, anxiety, tremor, insomnia, nightmares, weakness, drowsiness, irritability, malaise, lethargy, abnormal gait, grand mal convulsion, anorexia

GASTROINTESTINAL: ileus, jaundice, gastrointestinal bleeding, *C. difficile* associated diarrhea, pseudomembranous colitis, pancreatitis, hepatic necrosis, intestinal perforation, dyspepsia, epigastric pain, constipation, oral ulceration, oral candidiasis, mouth dryness, anorexia, dysphagia, flatulence, hepatitis, painful oral mucosa

HEMIC/LYMPHATIC: agranulocytosis, prolongation of prothrombin time, lymphadenopathy, petechia

METABOLIC/NUTRITIONAL: amylase increase, lipase increase

MUSCULOSKELETAL: arthralgia, jaw, arm or back pain, joint stiffness, neck and chest pain, achiness, flare up of gout, myasthenia gravis

RENAL/UROGENITAL: renal failure, interstitial nephritis, nephritis, hemorrhagic cystitis, renal calculi, frequent urination, acidosis, urethral bleeding, polyuria, urinary retention, gynecomastia, candiduria, vaginitis, breast pain. Crystalluria, cylindruria, hematuria and albuminuria have also been reported.

RESPIRATORY: respiratory arrest, pulmonary embolism, dyspnea, laryngeal or pulmonary edema, respiratory distress, pleural effusion, hemoptysis, epistaxis, hiccough, bronchospasm

SKIN/HYPERSENSITIVITY: allergic reactions, anaphylactic reactions including life-threatening anaphylactic shock, erythema multiforme/Stevens-Johnson syndrome, exfoliative

dermatitis, toxic epidermal necrolysis, vasculitis, angioedema, edema of the lips, face, neck, conjunctivae, hands or lower extremities, purpura, fever, chills, flushing, pruritus, urticaria, cutaneous candidiasis, vesicles, increased perspiration, hyperpigmentation, erythema nodosum, thrombophlebitis, burning, paresthesia, erythema, swelling, photosensitivity (See **WARNINGS**.)

SPECIAL SENSES: decreased visual acuity, blurred vision, disturbed vision (flashing lights, change in color perception, overbrightness of lights, diplopia), eye pain, anosmia, hearing loss, tinnitus, nystagmus, chromatopsia, a bad taste

In several instances, nausea, vomiting, tremor, irritability, or palpitation were judged by investigators to be related to elevated serum levels of theophylline possibly as a result of drug interaction with ciprofloxacin.

In randomized, double-blind controlled clinical trials comparing ciprofloxacin (I.V. and I.V./P.O. sequential) with intravenous beta-lactam control antibiotics, the CNS adverse event profile of ciprofloxacin was comparable to that of the control drugs.

Adverse Reactions in Pediatric Patients: Ciprofloxacin, administered I.V. and /or orally, was compared to a cephalosporin for treatment of complicated urinary tract infections (cUTI) or pyelonephritis in pediatric patients 1 to 17 years of age (mean age of 6 ± 4 years). The trial was conducted in the US, Canada, Argentina, Peru, Costa Rica, Mexico, South Africa, and Germany. The duration of therapy was 10 to 21 days (mean duration of treatment was 11 days with a range of 1 to 88 days). The primary objective of the study was to assess musculoskeletal and neurological safety within 6 weeks of therapy and through one year of follow-up in the 335 ciprofloxacin- and 349 comparator-treated patients enrolled.

An Independent Pediatric Safety Committee (IPSC) reviewed all cases of musculoskeletal adverse events as well as all patients with an abnormal gait or abnormal joint exam (baseline or treatment-emergent). These events were evaluated in a comprehensive fashion and included such conditions as arthralgia, abnormal gait, abnormal joint exam, joint sprains, leg pain, back pain, arthrosis, bone pain, pain, myalgia, arm pain, and decreased range of motion in a joint. The affected joints included: knee, elbow, ankle, hip, wrist, and shoulder. Within 6 weeks of treatment initiation, the rates of these events were 9.3% (31/335) in the ciprofloxacin-treated group versus 6.0 % (21/349) in comparator-treated patients. The majority of these events were mild or moderate in intensity. All musculoskeletal events occurring by 6 weeks resolved (clinical resolution of signs and symptoms), usually within 30 days of end of treatment. Radiological evaluations were not routinely used to confirm resolution of the events. The events occurred more frequently in ciprofloxacin-treated patients than control patients, regardless of whether they received I.V. or oral therapy. Ciprofloxacin-treated patients were more likely to report more than one event and on more than one occasion compared to control patients. These events occurred in all age groups and the rates were consistently higher in the ciprofloxacin group compared to the control group. At the end of 1 year, the rate of these events reported at any time during that period was 13.7% (46/335) in the ciprofloxacin-treated group versus 9.5% (33/349) comparator-treated patients.

An adolescent female discontinued ciprofloxacin for wrist pain that developed during treatment. An MRI performed 4 weeks later showed a tear in the right ulnar fibrocartilage. A diagnosis of overuse syndrome secondary to sports activity was made, but a contribution from ciprofloxacin cannot be excluded. The patient recovered by 4 months without surgical intervention.

Findings Involving Joint or Peri-articular Tissues as Assessed by the IPSC

	Ciprofloxacin	Comparator
All Patients (within 6 weeks)	31/335 (9.3%)	21/349 (6.0%)
95% Confidence Interval*	(-0.8%, +7.2%)	
Age Group		
≥ 12 months < 24 months	1/36 (2.8%)	0/41
≥ 2 years < 6 years	5/124 (4.0%)	3/118 (2.5%)
≥ 6 years < 12 years	18/143 (12.6%)	12/153 (7.8%)
≥ 12 years to 17 years	7/32 (21.9%)	6/37 (16.2 %)
All Patients (within 1 year)	46/335 (13.7%)	33/349 (9.5%)
95% Confidence Interval*	(-0.6%, +9.1%)	

*The study was designed to demonstrate that the arthropathy rate for the ciprofloxacin group did not exceed that of the control group by more than + 6%. At both the 6 week and 1 year evaluations, the 95% confidence interval indicated that it could not be concluded that the ciprofloxacin group had findings comparable to the control group.

The incidence rates of neurological events within 6 weeks of treatment initiation were 3% (9/335) in the ciprofloxacin group versus 2% (7/349) in the comparator group and included dizziness, nervousness, insomnia, and somnolence.

In this trial, the overall incidence rates of adverse events regardless of relationship to study drug and within 6 weeks of treatment initiation were 41% (138/335) in the ciprofloxacin group versus 31% (109/349) in the comparator group. The most frequent events were gastrointestinal: 15% (50/335) of ciprofloxacin patients compared to 9% (31/349) of comparator patients. Serious adverse events were seen in 7.5% (25/335) of ciprofloxacin-treated patients compared to 5.7% (20/349) of control patients. Discontinuation of drug due to an adverse event was observed in 3% (10/335) of ciprofloxacin-treated patients versus 1.4% (5/349) of comparator patients. Other adverse events that occurred in at least 1% of ciprofloxacin patients were diarrhea 4.8%, vomiting 4.8%, abdominal pain 3.3%, accidental injury 3.0%, rhinitis 3.0%, dyspepsia 2.7%, nausea 2.7%, fever 2.1%, asthma 1.8% and rash 1.8%.

In addition to the events reported in pediatric patients in clinical trials, it should be expected that events reported in adults during clinical trials or post-marketing experience may also occur in pediatric patients.

Post-Marketing Adverse Events: The following adverse events have been reported from worldwide marketing experience with quinolones, including ciprofloxacin. Because these events are reported voluntarily from a population of uncertain size, it is not always possible to reliably estimate their frequency or establish a causal relationship to drug exposure. Decisions to include these events in labeling are typically based on one or more of the following factors: (1) seriousness of the event, (2) frequency of the reporting, or (3) strength of causal connection to the drug.

Agitation, agranulocytosis, albuminuria, anosmia, candiduria, cholesterol elevation (serum), confusion, constipation, delirium, dyspepsia, dysphagia, erythema multiforme, exfoliative dermatitis, fixed eruption, flatulence, glucose elevation (blood), hemolytic anemia, hepatic failure, hepatic necrosis, hyperesthesia, hypertonia, hypesthesia, hypotension (postural), jaundice, marrow depression (life threatening), methemoglobinemia, moniliasis (oral,

gastrointestinal, vaginal), myalgia, myasthenia, myasthenia gravis (possible exacerbation), myoclonus, nystagmus, pancreatitis, pancytopenia (life threatening or fatal outcome), peripheral neuropathy, phenytoin alteration (serum), potassium elevation (serum), prothrombin time prolongation or decrease, pseudomembranous colitis (The onset of pseudomembranous colitis symptoms may occur during or after antimicrobial treatment.), psychosis (toxic), renal calculi, serum sickness like reaction, Stevens-Johnson syndrome, taste loss, tendinitis, tendon rupture, torsade de pointes, toxic epidermal necrolysis (Lyell's Syndrome), triglyceride elevation (serum), twitching, vaginal candidiasis, and vasculitis. (See **PRECAUTIONS**.)
Adverse events were also reported by persons who received ciprofloxacin for anthrax post-exposure prophylaxis following the anthrax bioterror attacks of October 2001 (See also **INHALATIONAL ANTHRAX - ADDITIONAL INFORMATION**).

Adverse Laboratory Changes: The most frequently reported changes in laboratory parameters with intravenous ciprofloxacin therapy, without regard to drug relationship are listed below:

Hepatic — elevations of AST (SGOT), ALT (SGPT), alkaline phosphatase, LDH, and serum bilirubin

Hematologic — elevated eosinophil and platelet counts, decreased platelet counts, hemoglobin and/or hematocrit

Renal — elevations of serum creatinine, BUN, and uric acid

Other — elevations of serum creatine phosphokinase, serum theophylline (in patients receiving theophylline concomitantly), blood glucose, and triglycerides

Other changes occurring infrequently were: decreased leukocyte count, elevated atypical lymphocyte count, immature WBCs, elevated serum calcium, elevation of serum gamma-glutamyl transpeptidase (γ GT), decreased BUN, decreased uric acid, decreased total serum protein, decreased serum albumin, decreased serum potassium, elevated serum potassium, elevated serum cholesterol. Other changes occurring rarely during administration of ciprofloxacin were: elevation of serum amylase, decrease of blood glucose, pancytopenia, leukocytosis, elevated sedimentation rate, change in serum phenytoin, decreased prothrombin time, hemolytic anemia, and bleeding diathesis.

OVERDOSAGE

In the event of acute overdosage, the patient should be carefully observed and given supportive treatment, including monitoring of renal function. Adequate hydration must be maintained. Only a small amount of ciprofloxacin (< 10%) is removed from the body after hemodialysis or peritoneal dialysis.
In mice, rats, rabbits and dogs, significant toxicity including tonic/clonic convulsions was observed at intravenous doses of ciprofloxacin between 125 and 300 mg/kg.

DOSAGE AND ADMINISTRATION - ADULTS

CIPRO I.V. should be administered to adults by intravenous infusion over a period of 60 minutes at dosages described in the Dosage Guidelines table. Slow infusion of a dilute solution into a larger vein will minimize patient discomfort and reduce the risk of venous irritation. (See **Preparation of CIPRO I.V. for Administration** section.)
The determination of dosage for any particular patient must take into consideration the severity and nature of the infection, the susceptibility of the causative microorganism, the integrity of the patient's host-defense mechanisms, and the status of renal and hepatic function.

ADULT DOSAGE GUIDELINES

Infection†	Severity	Dose	Frequency	Usual Duration

Urinary Tract	Mild/Moderate Severe/Complicated	200 mg 400 mg	q12h q12h	7-14 Days 7-14 Days
Lower Respiratory Tract	Mild/Moderate Severe/Complicated	400 mg 400 mg	q12h q8h	7-14 Days 7-14 Days
Nosocomial Pneumonia	Mild/Moderate/Severe	400 mg	q8h	10-14 Days
Skin and Skin Structure	Mild/Moderate Severe/Complicated	400 mg 400 mg	q12h q8h	7-14 Days 7-14 Days
Bone and Joint	Mild/Moderate Severe/Complicated	400 mg 400 mg	q12h q8h	≥ 4-6 Weeks ≥ 4-6 Weeks
Intra-Abdominal*	Complicated	400 mg	q12h	7-14 Days
Acute Sinusitis	Mild/Moderate	400 mg	q12h	10 Days
Chronic Bacterial Prostatitis	Mild/Moderate	400 mg	q12h	28 Days
Empirical Therapy in Febrile Neutropenic Patients	Severe Ciprofloxacin + Piperacillin	400 mg 50 mg/kg Not to exceed 24 g/day	q8h q4h	7-14 Days
Inhalational anthrax (post-exposure)**		400 mg	q12h	60 Days

*used in conjunction with metronidazole. (See product labeling for prescribing information.)
†DUE TO THE DESIGNATED PATHOGENS (See **INDICATIONS AND USAGE**.)
** Drug administration should begin as soon as possible after suspected or confirmed exposure. This indication is based on a surrogate endpoint, ciprofloxacin serum concentrations achieved in humans, reasonably likely to predict clinical benefit.[4] For a discussion of ciprofloxacin serum concentrations in various human populations, see **INHALATIONAL ANTHRAX – ADDITIONAL INFORMATION**. Total duration of ciprofloxacin administration (I.V. or oral) for inhalational anthrax (post-exposure) is 60 days.

CIPRO I.V. should be administered by intravenous infusion over a period of 60 minutes.

Conversion of I.V. to Oral Dosing in Adults: CIPRO Tablets and CIPRO Oral Suspension for oral administration are available. Parenteral therapy may be switched to oral CIPRO when the condition warrants, at the discretion of the physician. (See **CLINICAL PHARMACOLOGY** and table below for the equivalent dosing regimens.)

Equivalent AUC Dosing Regimens

CIPRO Oral Dosage	Equivalent CIPRO I.V. Dosage
250 mg Tablet q 12 h	200 mg I.V. q 12 h
500 mg Tablet q 12 h	400 mg I.V. q 12 h

750 mg Tablet q 12 h	400 mg I.V. q 8 h

Parenteral drug products should be inspected visually for particulate matter and discoloration prior to administration.

Adults with Impaired Renal Function: Ciprofloxacin is eliminated primarily by renal excretion; however, the drug is also metabolized and partially cleared through the biliary system of the liver and through the intestine. These alternative pathways of drug elimination appear to compensate for the reduced renal excretion in patients with renal impairment. Nonetheless, some modification of dosage is recommended for patients with severe renal dysfunction. The following table provides dosage guidelines for use in patients with renal impairment:

RECOMMENDED STARTING AND MAINTENANCE DOSES FOR PATIENTS WITH IMPAIRED RENAL FUNCTION

Creatinine Clearance (mL/min)	Dosage
> 30	See usual dosage.
5 - 29	200-400 mg q 18-24 hr

When only the serum creatinine concentration is known, the following formula may be used to estimate creatinine clearance:

$$\text{Men: Creatinine clearance (mL/min)} = \frac{\text{Weight (kg)} \times (140 - \text{age})}{72 \times \text{serum creatinine (mg/dL)}}$$

Women: 0.85 × the value calculated for men.

The serum creatinine should represent a steady state of renal function.

For patients with changing renal function or for patients with renal impairment and hepatic insufficiency, careful monitoring is suggested.

DOSAGE AND ADMINISTRATION - PEDIATRICS

CIPRO I.V. should be administered as described in the Dosage Guidelines table. An increased incidence of adverse events compared to controls, including events related to joints and/or surrounding tissues, has been observed. (See **ADVERSE REACTIONS** and **CLINICAL STUDIES**.)

Dosing and initial route of therapy (i.e., I.V. or oral) for complicated urinary tract infection or pyelonephritis should be determined by the severity of the infection. In the clinical trial, pediatric patients with moderate to severe infection were initiated on 6 to 10 mg/kg I.V. every 8 hours and allowed to switch to oral therapy (10 to 20 mg/kg every 12 hours), at the discretion of the physician.

PEDIATRIC DOSAGE GUIDELINES				
Infection	Route of Administration	Dose (mg/kg)	Frequency	Total Duration
Complicated Urinary Tract or Pyelonephritis (patients from 1 to 17 years of age)	Intravenous	6 to 10 mg/kg (maximum 400 mg per dose; not to be exceeded even in patients weighing > 51 kg)	Every 8 hours	10-21 days*
	Oral	10 mg/kg to 20 mg/kg (maximum 750 mg per dose; not to be exceeded even in patients weighing > 51 kg)	Every 12 hours	
Inhalational Anthrax (Post-Exposure) **	Intravenous	10 mg/kg (maximum 400 mg per dose)	Every 12 hours	60 days
	Oral	15 mg/kg (maximum 500 mg per dose)	Every 12 hours	

* The total duration of therapy for complicated urinary tract infection and pyelonephritis in the clinical trial was determined by the physician. The mean duration of treatment was 11 days (range 10 to 21 days).

** Drug administration should begin as soon as possible after suspected or confirmed exposure to *Bacillus anthracis* spores. This indication is based on a surrogate endpoint, ciprofloxacin serum concentrations achieved in humans, reasonably likely to predict clinical benefit.[4] For a discussion of ciprofloxacin serum concentrations in various human populations, see **INHALATIONAL ANTHRAX – ADDITIONAL INFORMATION**.

Pediatric patients with moderate to severe renal insufficiency were excluded from the clinical trial of complicated urinary tract infection and pyelonephritis. No information is available on dosing adjustments necessary for pediatric patients with moderate to severe renal insufficiency (i.e., creatinine clearance of < 50 mL/min/1.73m^2).

Preparation of CIPRO I.V. for Administration

Vials (Injection Concentrate): THIS PREPARATION MUST BE DILUTED BEFORE USE. The intravenous dose should be prepared by aseptically withdrawing the concentrate from the vial of CIPRO I.V. This should be diluted with a suitable intravenous solution to a final concentration of 1–2mg/mL. (See **COMPATIBILITY AND STABILITY**.) The resulting solution should be infused over a period of 60 minutes by direct infusion or through a Y-type intravenous infusion set which may already be in place.

If the Y-type or "piggyback" method of administration is used, it is advisable to discontinue temporarily the administration of any other solutions during the infusion of CIPRO I.V. If the concomitant use of CIPRO I.V. and another drug is necessary each drug should be given separately in accordance with the recommended dosage and route of administration for each drug.

Flexible Containers: CIPRO I.V. is also available as a 0.2% premixed solution in 5% dextrose in flexible containers of 100 mL or 200 mL. The solutions in flexible containers do not need to be diluted and may be infused as described above.

COMPATIBILITY AND STABILITY

Ciprofloxacin injection 1% (10 mg/mL), when diluted with the following intravenous solutions to concentrations of 0.5 to 2.0 mg/mL, is stable for up to 14 days at refrigerated or room temperature storage.

0.9% Sodium Chloride Injection, USP
5% Dextrose Injection, USP
Sterile Water for Injection
10% Dextrose for Injection
5% Dextrose and 0.225% Sodium Chloride for Injection
5% Dextrose and 0.45% Sodium Chloride for Injection
Lactated Ringer's for Injection

HOW SUPPLIED

CIPRO I.V. (ciprofloxacin) is available as a clear, colorless to slightly yellowish solution. CIPRO I.V. is available in 200 mg and 400 mg strengths. The concentrate is supplied in vials while the premixed solution is supplied in latex-free flexible containers as follows:

VIAL: manufactured for Bayer Pharmaceuticals Corporation by Bayer HealthCare LLC, Shawnee, Kansas.

SIZE	STRENGTH	NDC NUMBER
20 mL	200 mg, 1%	0085-1763-03
40 mL	400 mg, 1%	0085-1731-01

FLEXIBLE CONTAINER: manufactured for Bayer Pharmaceuticals Corporation by Hospira, Inc., Lake Forest, IL 60045.

SIZE	STRENGTH	NDC NUMBER
100 mL 5% Dextrose	200 mg, 0.2%	0085-1755-02
200 mL 5% Dextrose	400 mg, 0.2%	0085-1741-02

FLEXIBLE CONTAINER: manufactured for Bayer Pharmaceuticals Corporation by Baxter Healthcare Corporation, Deerfield, IL 60015.

SIZE	STRENGTH	NDC NUMBER
100 mL 5% Dextrose	200 mg, 0.2%	0085-1781-01
200 mL 5% Dextrose	400 mg, 0.2%	0085-1762-01

STORAGE

Vial: Store between 5 – 30°C (41 – 86°F).
Flexible Container: Store between 5 – 25°C (41 – 77°F).
Protect from light, avoid excessive heat, protect from freezing.

Ciprofloxacin is also available as CIPRO (ciprofloxacin HCl) Tablets 250, 500, and 750 mg and CIPRO (ciprofloxacin*) 5% and 10% Oral Suspension.

* Does not comply with USP with regards to "loss on drying" and "residue on ignition".

ANIMAL PHARMACOLOGY

Ciprofloxacin and other quinolones have been shown to cause arthropathy in immature animals of most species tested. (See **WARNINGS**.) Damage of weight bearing joints was observed in juvenile dogs and rats. In young beagles, 100 mg/kg ciprofloxacin, given daily for 4 weeks, caused degenerative articular changes of the knee joint. At 30 mg/kg, the effect on the joint was minimal. In a subsequent study in young beagle dogs, oral ciprofloxacin doses of 30 mg/kg and 90 mg/kg ciprofloxacin (approximately 1.3- and 3.5-times the pediatric dose based upon comparative plasma AUCs) given daily for 2 weeks caused articular changes which were still observed by histopathology after a treatment-free period of 5 months. At 10 mg/kg (approximately 0.6-times the pediatric dose based upon comparative plasma AUCs), no effects on joints were observed. This dose was also not associated with arthrotoxicity after an additional treatment-free period of 5 months. In another study, removal of weight bearing from the joint reduced the lesions but did not totally prevent them.

Crystalluria, sometimes associated with secondary nephropathy, occurs in laboratory animals dosed with ciprofloxacin. This is primarily related to the reduced solubility of ciprofloxacin under alkaline conditions, which predominate in the urine of test animals; in man, crystalluria is rare since human urine is typically acidic. In rhesus monkeys, crystalluria without nephropathy was noted after single oral doses as low as 5 mg/kg (approximately 0.07-times the highest recommended therapeutic dose based upon mg/m^2). After 6 months of intravenous dosing at 10 mg/kg/day, no nephropathological changes were noted; however, nephropathy was observed after dosing at 20 mg/kg/day for the same duration (approximately 0.2-times the highest recommended therapeutic dose based upon mg/m^2).

In dogs, ciprofloxacin administered at 3 and 10 mg/kg by rapid intravenous injection (15 sec.) produces pronounced hypotensive effects. These effects are considered to be related to histamine release because they are partially antagonized by pyrilamine, an antihistamine. In rhesus monkeys, rapid intravenous injection also produces hypotension, but the effect in this species is inconsistent and less pronounced.

In mice, concomitant administration of nonsteroidal anti-inflammatory drugs, such as phenylbutazone and indomethacin, with quinolones has been reported to enhance the CNS stimulatory effect of quinolones.

Ocular toxicity, seen with some related drugs, has not been observed in ciprofloxacin-treated animals.

INHALATIONAL ANTHRAX – ADDITIONAL INFORMATION

The mean serum concentrations of ciprofloxacin associated with a statistically significant improvement in survival in the rhesus monkey model of inhalational anthrax are reached or exceeded in adult and pediatric patients receiving oral and intravenous regimens. (See **DOSAGE AND ADMINISTRATION.**) Ciprofloxacin pharmacokinetics have been evaluated in various human populations.The mean peak serum concentration achieved at steady-state in human adults receiving 500 mg orally every 12 hours is 2.97 μg/mL, and 4.56 μg/mL following 400 mg intravenously every 12 hours. The mean trough serum concentration at steady-state for both of these regimens is 0.2 μg/mL. In a study of 10 pediatric patients between 6 and 16 years of age, the mean peak plasma concentration achieved is 8.3 μg/mL and trough concentrations range from 0.09 to 0.26 μg/mL, following two 30-minute intravenous infusions of 10 mg/kg administered 12 hours apart. After the second intravenous infusion patients switched to 15 mg/kg orally every 12 hours achieve a mean peak concentration of 3.6 μg/mL after the initial oral dose. Long-term safety data, including effects on cartilage, following the administration of ciprofloxacin to pediatric patients are limited. (For additional information, see **PRECAUTIONS, Pediatric Use.**) Ciprofloxacin serum concentrations achieved in humans serve as a surrogate endpoint reasonably likely to predict clinical benefit and provide the basis for this indication.[4]

A placebo-controlled animal study in rhesus monkeys exposed to an inhaled mean dose of 11 LD_{50} (~5.5 x 10^5) spores (range 5–30 LD_{50}) of *B. anthracis* was conducted. The minimal inhibitory concentration (MIC) of ciprofloxacin for the anthrax strain used in this study was 0.08 μg/mL. In the animals studied, mean serum concentrations of ciprofloxacin achieved at expected T_{max} (1 hour post-dose) following oral dosing to steady-state ranged from 0.98 to 1.69 μg/mL. Mean steady-state trough concentrations at 12 hours post-dose ranged from 0.12 to 0.19 μg/mL[5]. Mortality due to anthrax for animals that received a 30-day regimen of oral ciprofloxacin beginning 24 hours post-exposure was significantly lower (1/9), compared to the placebo group (9/10) [p=0.001]. The one ciprofloxacin-treated animal that died of anthrax did so following the 30-day drug administration period.[6]

More than 9300 persons were recommended to complete a minimum of 60 days of antibiotic prophylaxis against possible inhalational exposure to *B. anthracis* during 2001. Ciprofloxacin was recommended to most of those individuals for all or part of the prophylaxis regimen. Some persons were also given anthrax vaccine or were switched to alternative antibiotics. No one who received ciprofloxacin or other therapies as prophylactic treatment subsequently developed inhalational anthrax. The number of persons who received ciprofloxacin as all or part of their post-exposure prophylaxis regimen is unknown.

Among the persons surveyed by the Centers for Disease Control and Prevention, over 1000 reported receiving ciprofloxacin as sole post-exposure prophylaxis for inhalational anthrax. Gastrointestinal adverse events (nausea, vomiting, diarrhea, or stomach pain), neurological adverse events (problems sleeping, nightmares, headache, dizziness or lightheadedness) and musculoskeletal adverse events (muscle or tendon pain and joint swelling or pain) were more frequent than had been previously reported in controlled clinical trials. This higher incidence, in the absence of a control group, could be explained by a reporting bias, concurrent medical conditions, other concomitant medications, emotional stress or other confounding factors, and/or a longer treatment period with ciprofloxacin. Because of these factors and limitations in the data collection, it is difficult to evaluate whether the reported symptoms were drug-related.

CLINICAL STUDIES

EMPIRICAL THERAPY IN ADULT FEBRILE NEUTROPENIC PATIENTS

The safety and efficacy of ciprofloxacin, 400 mg I.V. q 8h, in combination with piperacillin sodium, 50 mg/kg I.V. q 4h, for the empirical therapy of febrile neutropenic patients were studied in one large pivotal multicenter, randomized trial and were compared to those of tobramycin, 2 mg/kg I.V. q 8h, in combination with piperacillin sodium, 50 mg/kg I.V. q 4h.

Clinical response rates observed in this study were as follows:

Outcomes	Ciprofloxacin/Piperacillin N = 233 Success (%)		Tobramycin/Piperacillin N = 237 Success (%)	
Clinical Resolution of Initial Febrile Episode with No Modifications of Empirical Regimen*	63	(27.0%)	52	(21.9%)
Clinical Resolution of Initial Febrile Episode Including Patients with Modifications of Empirical Regimen	187	(80.3%)	185	(78.1%)
Overall Survival	224	(96.1%)	223	(94.1%)

* To be evaluated as a clinical resolution, patients had to have: (1) resolution of fever; (2) microbiological eradication of infection (if an infection was microbiologically documented); (3) resolution of signs/symptoms of infection; and (4) no modification of empirical antibiotic regimen.

Complicated Urinary Tract Infection and Pyelonephritis – Efficacy in Pediatric Patients:

NOTE: Although effective in clinical trials, ciprofloxacin is not a drug of first choice in the pediatric population due to an increased incidence of adverse events compared to controls, including events related to joints and/or surrounding tissues.

Ciprofloxacin, administered I.V. and/or orally, was compared to a cephalosporin for treatment of complicated urinary tract infections (cUTI) and pyelonephritis in pediatric patients 1 to 17 years of age (mean age of 6 ± 4 years). The trial was conducted in the US, Canada, Argentina, Peru, Costa Rica, Mexico, South Africa, and Germany. The duration of therapy was 10 to 21 days (mean duration of treatment was 11 days with a range of 1 to 88 days). The primary objective of the study was to assess musculoskeletal and neurological safety.

Patients were evaluated for clinical success and bacteriological eradication of the baseline organism(s) with no new infection or superinfection at 5 to 9 days post-therapy (Test of Cure or TOC). The Per Protocol population had a causative organism(s) with protocol specified colony count(s) at baseline, no protocol violation, and no premature discontinuation or loss to follow-up (among other criteria).

The clinical success and bacteriologic eradication rates in the Per Protocol population were similar between ciprofloxacin and the comparator group as shown below.

Clinical Success and Bacteriologic Eradication at Test of Cure (5 to 9 Days Post-Therapy)

	CIPRO	Comparator
Randomized Patients	337	352
Per Protocol Patients	211	231
Clinical Response at 5 to 9 Days Post-Treatment	95.7% (202/211)	92.6% (214/231)
95% CI [-1.3%, 7.3%]		
Bacteriologic Eradication by Patient at 5 to 9 Days Post-Treatment*	84.4% (178/211)	78.3% (181/231)
95% CI [-1.3%, 13.1%]		
Bacteriologic Eradication of the Baseline Pathogen at 5 to 9 Days Post-Treatment		
Escherichia coli	156/178 (88%)	161/179 (90%)

* Patients with baseline pathogen(s) eradicated and no new infections or superinfections/total number of patients. There were 5.5% (6/211) ciprofloxacin and 9.5% (22/231) comparator patients with superinfections or new infections.

References:

1. National Committee for Clinical Laboratory Standards, Methods for Dilution Antimicrobial Susceptibility Tests for Bacteria That Grow Aerobically - Fifth Edition. Approved Standard NCCLS Document M7-A5, Vol. 20, No. 2, NCCLS, Wayne, PA, January, 2000. **2.** National Committee for Clinical Laboratory Standards, Performance Standards for Antimicrobial Disk Susceptibility Tests - Seventh Edition. Approved Standard NCCLS Document M2-A7, Vol. 20, No. 1, NCCLS, Wayne, PA, January, 2000. **3.** Report presented at the FDA's Anti-Infective Drug and Dermatological Drug Products Advisory Committee Meeting, March 31, 1993, Silver Spring, MD. Report available from FDA, CDER, Advisors and Consultants Staff, HFD-21, 1901 Chapman Avenue, Room 200, Rockville, MD 20852, USA. **4.** 21 CFR 314.510 (Subpart H – Accelerated Approval of New Drugs for Life-Threatening Illnesses). **5.** Kelly DJ, et al. Serum concentrations of penicillin, doxycycline, and ciprofloxacin during prolonged therapy in rhesus monkeys. J Infect Dis 1992; 166: 1184-7. **6.** Friedlander AM, et al. Postexposure prophylaxis against experimental inhalational anthrax. J Infect Dis 1993; 167: 1239-42. **7.** Friedman J, Polifka J. Teratogenic effects of drugs: a resource for clinicians (TERIS). Baltimore, Maryland: Johns Hopkins University Press, 2000:149-195. **8.** Loebstein R, Addis A, Ho E, et al. Pregnancy outcome following gestational exposure to fluoroquinolones: a multicenter prospective controlled study. Antimicrob Agents Chemother. 1998;42(6): 1336-1339. **9.** Schaefer C, Amoura-Elefant E, Vial T, et al. Pregnancy outcome after prenatal quinolone exposure. Evaluation of a case registry of the European network of teratology information services (ENTIS). Eur J Obstet Gynecol Reprod Biol. 1996;69:83-89.

Manufactured for:

Bayer Pharmaceuticals Corporation
400 Morgan Lane
West Haven, CT 06516

Distributed by:

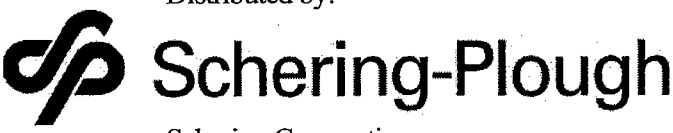

Schering Corporation
Kenilworth, NJ 07033

CIPRO is a registered trademark of Bayer Aktiengesellschaft and is used under license by Schering Corporation.

Rx Only

XXXX 11/05 ©2005 Bayer Pharmaceuticals Corporation XXXXX
XXXX BAY q 3939 5202-4-A-U.S.-15 Printed In U.S.A.

CIPRO® XR
(ciprofloxacin* extended-release tablets)

XXXXXX 11/05

To reduce the development of drug-resistant bacteria and maintain the effectiveness of CIPRO® XR and other antibacterial drugs, CIPRO XR should be used only to treat or prevent infections that are proven or strongly suspected to be caused by bacteria.

DESCRIPTION

CIPRO XR (ciprofloxacin* extended-release tablets) contains ciprofloxacin, a synthetic broad-spectrum antimicrobial agent for oral administration. CIPRO XR tablets are coated, bilayer tablets consisting of an immediate-release layer and an erosion-matrix type controlled-release layer. The tablets contain a combination of two types of ciprofloxacin drug substance, ciprofloxacin hydrochloride and ciprofloxacin betaine (base). Ciprofloxacin hydrochloride is 1-cyclopropyl-6-fluoro-1,4-dihydro-4-oxo-7-(1-piperazinyl)-3-quinolinecarboxylic acid hydrochloride. It is provided as a mixture of the monohydrate and the sesquihydrate. The empirical formula of the monohydrate is $C_{17}H_{18}FN_3O_3 \cdot HCl \cdot H_2O$ and its molecular weight is 385.8. The empirical formula of the sesquihydrate is $C_{17}H_{18}FN_3O_3 \cdot HCl \cdot 1.5\ H_2O$ and its molecular weight is 394.8. The drug substance is a faintly yellowish to light yellow crystalline substance. The chemical structure of the monohydrate is as follows:

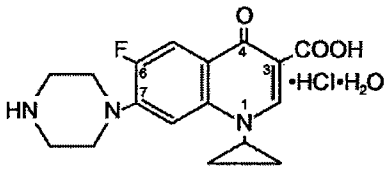

Ciprofloxacin betaine is 1-cyclopropyl-6-fluoro-1, 4-dihydro-4-oxo-7-(1-piperazinyl)-3-quinolinecarboxylic acid. As a hydrate, its empirical formula is $C_{17}H_{18}FN_3O_3 \cdot 3.5\ H_2O$ and its molecular weight is 394.3. It is a pale yellowish to light yellow crystalline substance and its chemical structure is as follows:

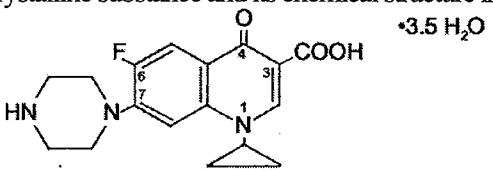

CIPRO XR is available in 500 mg and 1000 mg (ciprofloxacin equivalent) tablet strengths. CIPRO XR tablets are nearly white to slightly yellowish, film-coated, oblong-shaped tablets. Each CIPRO XR 500 mg tablet contains 500 mg of ciprofloxacin as ciprofloxacin HCl (287.5 mg, calculated as ciprofloxacin on the dried basis) and ciprofloxacin† (212.6 mg, calculated on the dried basis). Each CIPRO XR 1000 mg tablet contains 1000 mg of ciprofloxacin as ciprofloxacin HCl (574.9 mg, calculated as ciprofloxacin on the dried basis) and ciprofloxacin† (425.2 mg, calculated on the dried basis). The inactive ingredients are crospovidone, hypromellose, magnesium stearate, polyethylene glycol, silica colloidal anhydrous, succinic acid, and titanium dioxide.

* as ciprofloxacin† and ciprofloxacin hydrochloride

† does not comply with the loss on drying test and residue on ignition test of the USP monograph.

CLINICAL PHARMACOLOGY

Absorption

CIPRO XR tablets are formulated to release drug at a slower rate compared to immediate-release tablets. Approximately 35% of the dose is contained within an immediate-release component, while the remaining 65% is contained in a slow-release matrix.

Maximum plasma ciprofloxacin concentrations are attained between 1 and 4 hours after dosing with CIPRO XR. In comparison to the 250 mg and 500 mg ciprofloxacin immediate-release BID treatment, the C_{max} of CIPRO XR 500 mg and 1000 mg once daily are higher than the corresponding BID doses, while the AUCs over 24 hours are equivalent.
The following table compares the pharmacokinetic parameters obtained at steady state for these four treatment regimens (500 mg QD CIPRO XR versus 250 mg BID ciprofloxacin immediate-release tablets and 1000 mg QD CIPRO XR versus 500 mg BID ciprofloxacin immediate-release).

Ciprofloxacin Pharmacokinetics (Mean ± SD) Following CIPRO® and CIPRO XR Administration

	C_{max} (mg/L)	AUC_{0-24h} (mg•h/L)	$T_{1/2}$ (hr)	T_{max} (hr) §
CIPRO XR 500 mg QD	1.59 ± 0.43	7.97 ± 1.87	6.6 ± 1.4	1.5 (1.0 – 2.5)
CIPRO 250 mg BID	1.14 ± 0.23	8.25 ± 2.15	4.8 ± 0.6	1.0 (0.5 – 2.5)
CIPRO XR 1000 mg QD	3.11 ± 1.08	16.83 ± 5.65	6.31 ± 0.72	2.0 (1 – 4)
CIPRO 500 mg BID	2.06 ± 0.41	17.04 ± 4.79	5.66 ± 0.89	2.0 (0.5 – 3.5)

§ median (range)
Results of the pharmacokinetic studies demonstrate that CIPRO XR may be administered with or without food (e.g. high-fat and low-fat meals or under fasted conditions).

Distribution
The volume of distribution calculated for intravenous ciprofloxacin is approximately 2.1 – 2.7 L/kg. Studies with the oral and intravenous forms of ciprofloxacin have demonstrated penetration of ciprofloxacin into a variety of tissues. The binding of ciprofloxacin to serum proteins is 20% to 40%, which is not likely to be high enough to cause significant protein binding interactions with other drugs. Following administration of a single dose of CIPRO XR, ciprofloxacin concentrations in urine collected up to 4 hours after dosing averaged over 300 mg/L for both the 500 mg and 1000 mg tablets; in urine excreted from 12 to 24 hours after dosing, ciprofloxacin concentration averaged 27 mg/L for the 500 mg tablet, and 58 mg/L for the 1000 mg tablet.

Metabolism
Four metabolites of ciprofloxacin were identified in human urine. The metabolites have antimicrobial activity, but are less active than unchanged ciprofloxacin. The primary metabolites are oxociprofloxacin (M3) and sulfociprofloxacin (M2), each accounting for roughly 3% to 8% of the total dose. Other minor metabolites are desethylene ciprofloxacin (M1), and formylciprofloxacin (M4). The relative proportion of drug and metabolite in serum corresponds to the composition found in urine. Excretion of these metabolites was essentially complete by 24 hours after dosing. Ciprofloxacin is an inhibitor of human cytochrome P450 1A2 (CYP1A2) mediated metabolism. Coadministration of ciprofloxacin with other drugs primarily metabolized by CYP1A2 results in increased plasma concentrations of these drugs and could lead to clinically significant adverse events of the coadministered drug (see **CONTRAINDICATIONS**; **WARNINGS**; **PRECAUTIONS: Drug Interactions**).

Elimination
The elimination kinetics of ciprofloxacin are similar for the immediate-release and the CIPRO XR tablet. In studies comparing the CIPRO XR and immediate-release ciprofloxacin, approximately 35% of an orally administered dose was excreted in the urine as unchanged drug for both formulations. The urinary excretion of ciprofloxacin is virtually complete within 24 hours after dosing. The renal clearance of ciprofloxacin, which is approximately 300 mL/minute, exceeds the normal glomerular filtration rate of 120 mL/minute. Thus, active tubular secretion would seem to play a significant role in its elimination. Co-administration of probenecid with immediate-release ciprofloxacin results in about a 50% reduction in the

ciprofloxacin renal clearance and a 50% increase in its concentration in the systemic circulation. Although bile concentrations of ciprofloxacin are several fold higher than serum concentrations after oral dosing with the immediate-release tablet, only a small amount of the dose administered is recovered from the bile as unchanged drug. An additional 1% to 2% of the dose is recovered from the bile in the form of metabolites. Approximately 20% to 35% of an oral dose of immediate-release ciprofloxacin is recovered from the feces within 5 days after dosing. This may arise from either biliary clearance or transintestinal elimination.

Special Populations

Pharmacokinetic studies of the immediate-release oral tablet (single dose) and intravenous (single and multiple dose) forms of ciprofloxacin indicate that plasma concentrations of ciprofloxacin are higher in elderly subjects (> 65 years) as compared to young adults. C_{max} is increased 16% to 40%, and mean AUC is increased approximately 30%, which can be at least partially attributed to decreased renal clearance in the elderly. Elimination half-life is only slightly (~20%) prolonged in the elderly. These differences are not considered clinically significant. (See **PRECAUTIONS, Geriatric Use.**)

In patients with reduced renal function, the half-life of ciprofloxacin is slightly prolonged. No dose adjustment is required for patients with uncomplicated urinary tract infections receiving 500 mg CIPRO XR. For complicated urinary tract infection and acute uncomplicated pyelonephritis, where 1000 mg is the appropriate dose, the dosage of CIPRO XR should be reduced to CIPRO XR 500 mg q24h in patients with creatinine clearance below 30 mL/min. (See **DOSAGE AND ADMINISTRATION.**)

In studies in patients with stable chronic cirrhosis, no significant changes in ciprofloxacin pharmacokinetics have been observed. The kinetics of ciprofloxacin in patients with acute hepatic insufficiency, however, have not been fully elucidated. (See **DOSAGE AND ADMINISTRATION.**)

Drug-drug Interactions

Concomitant administration with tizanidine is contraindicated. (See **CONTRAINDICATIONS).** Previous studies with immediate-release ciprofloxacin have shown that concomitant administration of ciprofloxacin with theophylline decreases the clearance of theophylline resulting in elevated serum theophylline levels and increased risk of a patient developing CNS or other adverse reactions. Ciprofloxacin also decreases caffeine clearance and inhibits the formation of paraxanthine after caffeine administration. Absorption of ciprofloxacin is significantly reduced by concomitant administration of multivalent cation-containing products such as magnesium/aluminum antacids, sucralfate, VIDEX® (didanosine) chewable/buffered tablets or pediatric powder, or products containing calcium, iron, or zinc. (See **WARNINGS: PRECAUTIONS, Drug Interactions** and **Information for Patients,** and **DOSAGE AND ADMINISTRATION.**)

Antacids: When CIPRO XR given as a single 1000 mg dose was administered two hours before, or four hours after a magnesium/aluminum-containing antacid (900 mg aluminum hydroxide and 600 mg magnesium hydroxide as a single oral dose) to 18 healthy volunteers, there was a 4% and 19% reduction, respectively, in the mean C_{max} of ciprofloxacin. The reduction in the mean AUC was 24% and 26%, respectively. CIPRO XR should be administered at least 2 hours before or 6 hours after antacids containing magnesium or aluminum, as well as sucralfate, VIDEX® (didanosine) chewable/buffered tablets or pediatric powder, other highly buffered drugs, metal cations such as iron, and multivitamin preparations with zinc. Although CIPRO XR may be taken with meals that include milk, concomitant administration with dairy products or with calcium-fortified juices alone should be avoided, since decreased absorption is possible. (See **PRECAUTIONS, Information for Patients** and **Drug Interactions,** and **DOSAGE AND ADMINISTRATION.**)

Omeprazole: When CIPRO XR was administered as a single 1000 mg dose concomitantly with omeprazole (40 mg once daily for three days) to 18 healthy volunteers, the mean AUC and C_{max} of ciprofloxacin were reduced by 20% and 23%, respectively. The clinical significance of this interaction has not been determined. (See **PRECAUTIONS, Drug Interactions.**)

MICROBIOLOGY

Ciprofloxacin has *in vitro* activity against a wide range of gram-negative and gram-positive organisms. The bactericidal action of ciprofloxacin results from inhibition of topoisomerase II (DNA gyrase) and topoisomerase IV (both Type II topoisomerases), which are required for bacterial DNA replication, transcription, repair, and recombination. The mechanism of action of quinolones, including ciprofloxacin, is different from that of other antimicrobial agents such as beta-lactams, macrolides, tetracyclines, or aminoglycosides; therefore, organisms resistant to these drugs may be susceptible to ciprofloxacin. There is no known cross-resistance between ciprofloxacin and other classes of antimicrobials. Resistance to ciprofloxacin *in vitro* develops slowly (multiple-step mutation). Resistance to ciprofloxacin due to spontaneous mutations occurs at a general frequency of between $< 10^{-9}$ to $1x10^{-6}$.
Ciprofloxacin is slightly less active when tested at acidic pH. The inoculum size has little effect when tested *in vitro*. The minimal bactericidal concentration (MBC) generally does not exceed the minimal inhibitory concentration (MIC) by more than a factor of 2.
Ciprofloxacin has been shown to be active against most strains of the following microorganisms, both *in vitro* and in clinical infections as described in the **INDICATIONS AND USAGE** section.

Aerobic gram-positive microorganisms
Enterococcus faecalis (Many strains are only moderately susceptible.)
Staphylococcus saprophyticus

Aerobic gram-negative microorganisms
Escherichia coli
Klebsiella pneumoniae
Proteus mirabilis
Pseudomonas aeruginosa

The following *in vitro* data are available, but their clinical significance is unknown.
Ciprofloxacin exhibits *in vitro* minimum inhibitory concentrations (MICs) of 1 µg/mL or less against most (≥ 90%) strains of the following microorganisms; however, the safety and effectiveness of CIPRO XR in treating clinical infections due to these microorganisms have not been established in adequate and well-controlled clinical trials.

Aerobic gram-negative microorganisms

Citrobacter koseri	*Morganella morganii*
Citrobacter freundii	*Proteus vulgaris*
Edwardsiella tarda	*Providencia rettgeri*
Enterobacter aerogenes	*Providencia stuartii*
Enterobacter cloacae	*Serratia marcescens*
Klebsiella oxytoca	

Susceptibility Tests
Dilution Techniques: Quantitative methods are used to determine antimicrobial minimal inhibitory concentrations (MICs). These MICs provide estimates of the susceptibility of bacteria to antimicrobial compounds. The MICs should be determined using a standardized procedure. Standardized procedures are based on a dilution method[1] (broth or agar) or equivalent with standardized inoculum concentrations and standardized concentrations of ciprofloxacin. The MIC values should be interpreted according to the following criteria:
For testing *Enterobacteriaceae, Enterococcus* species, *Pseudomonas aeruginosa,* and *Staphylococcus* species:

MIC (µg/mL)	Interpretation	
≤ 1	Susceptible	(S)
2	Intermediate	(I)
≥ 4	Resistant	(R)

A report of "Susceptible" indicates that the pathogen is likely to be inhibited if the antimicrobial

compound in the blood reaches the concentrations usually achievable. A report of "Intermediate" indicates that the result should be considered equivocal, and, if the microorganism is not fully susceptible to alternative, clinically feasible drugs, the test should be repeated. This category implies possible clinical applicability in body sites where the drug is physiologically concentrated or in situations where high dosage of drug can be used. This category also provides a buffer zone which prevents small uncontrolled technical factors from causing major discrepancies in interpretation. A report of "Resistant" indicates that the pathogen is not likely to be inhibited if the antimicrobial compound in the blood reaches the concentrations usually achievable; other therapy should be selected.

Standardized susceptibility test procedures require the use of laboratory control microorganisms to control the technical aspects of the laboratory procedures. Standard ciprofloxacin powder should provide the following MIC values:

Microorganism		MIC Range (µg/mL)
Enterococcus faecalis	ATCC 29212	0.25 – 2.0
Escherichia coli	ATCC 25922	0.004 – 0.015
Staphylococcus aureus	ATCC 29213	0.12 – 0.5
Pseudomonas aeruginosa	ATCC 27853	0.25 – 1

Diffusion Techniques: Quantitative methods that require measurement of zone diameters also provide reproducible estimates of the susceptibility of bacteria to antimicrobial compounds. One such standardized procedure[2] requires the use of standardized inoculum concentrations. This procedure uses paper disks impregnated with 5-µg ciprofloxacin to test the susceptibility of microorganisms to ciprofloxacin. Reports from the laboratory providing results of the standard single-disk susceptibility test with a 5-µg ciprofloxacin disk should be interpreted according to the following criteria:

For testing *Enterobacteriaceae, Enterococcus* species, *Pseudomonas aeruginosa,* and *Staphylococcus* species:

Zone Diameter (mm)	Interpretation
≥ 21	Susceptible (S)
16 – 20	Intermediate (I)
≤ 15	Resistant (R)

Interpretation should be as stated above for results using dilution techniques. Interpretation involves correlation of the diameter obtained in the disk test with the MIC for ciprofloxacin.

As with standardized dilution techniques, diffusion methods require the use of laboratory control microorganisms that are used to control the technical aspects of the laboratory procedures. For the diffusion technique, the 5-µg ciprofloxacin disk should provide the following zone diameters in these laboratory test quality control strains:

Microorganism		Zone Diameter (mm)
Escherichia coli	ATCC 25922	30 – 40
Staphylococcus aureus	ATCC 25923	22 – 30
Pseudomonas aeruginosa	ATCC 27853	25 – 33

INDICATIONS AND USAGE

CIPRO XR is indicated only for the treatment of urinary tract infections, including acute uncomplicated pyelonephritis, caused by susceptible strains of the designated microorganisms as listed below. CIPRO XR and ciprofloxacin immediate-release tablets are not interchangeable. Please see **DOSAGE AND ADMINISTRATION** for specific recommendations.

Uncomplicated Urinary Tract Infections (Acute Cystitis) caused by *Escherichia coli, Proteus mirabilis, Enterococcus faecalis,* or *Staphylococcus saprophyticus* [a].

Complicated Urinary Tract Infections caused by *Escherichia coli, Klebsiella pneumoniae, Enterococcus faecalis, Proteus mirabilis,* or *Pseudomonas aeruginosa* [a].

Acute Uncomplicated Pyelonephritis caused by *Escherichia coli.*

[a] Treatment of infections due to this organism in the organ system was studied in fewer than 10 patients.

THE SAFETY AND EFFICACY OF CIPRO XR IN TREATING INFECTIONS OTHER THAN URINARY TRACT INFECTIONS HAS NOT BEEN DEMONSTRATED.

Appropriate culture and susceptibility tests should be performed before treatment in order to isolate and identify organisms causing infection and to determine their susceptibility to ciprofloxacin. Therapy with CIPRO XR may be initiated before results of these tests are known; once results become available appropriate therapy should be continued. Culture and susceptibility testing performed periodically during therapy will provide information not only on the therapeutic effect of the antimicrobial agent but also on the possible emergence of bacterial resistance.

To reduce the development of drug-resistant bacteria and maintain the effectiveness of CIPRO XR and other antibacterial drugs, CIPRO XR should be used only to treat or prevent infections that are proven or strongly suspected to be caused by susceptible bacteria. When culture and susceptibility information are available, they should be considered in selecting or modifying antibacterial therapy. In the absence of such data, local epidemiology and susceptibility patterns may contribute to the empiric selection of therapy.

CONTRAINDICATIONS

Ciprofloxacin is contraindicated in persons with a history of hypersensitivity to ciprofloxacin, any member of the quinolone class of antimicrobial agents, or any of the product components.

Concomitant administration with tizanidine is contraindicated. (See **PRECAUTIONS, Drug Interactions**.)

WARNINGS

THE SAFETY AND EFFECTIVENESS OF CIPRO XR IN PEDIATRIC PATIENTS AND ADOLESCENTS (UNDER THE AGE OF 18 YEARS), PREGNANT WOMEN, AND NURSING WOMEN HAVE NOT BEEN ESTABLISHED. (See **PRECAUTIONS: Pediatric Use, Pregnancy,** and **Nursing Mothers** subsections.) The oral administration of ciprofloxacin caused lameness in immature dogs. Histopathological examination of the weight-bearing joints of these dogs revealed permanent lesions of the cartilage. Related quinolone-class drugs also produce erosions of cartilage of weight-bearing joints and other signs of arthropathy in immature animals of various species. (See **ANIMAL PHARMACOLOGY**.)

Cytochrome P450 (CYP450): Ciprofloxacin is an inhibitor of the hepatic CYP1A2 enzyme pathway. Coadministration of ciprofloxacin and other drugs primarily metabolized by the CYP1A2 (e.g. theophylline, methylxanthines, tizanidine) results in increased plasma concentrations of the coadministered drug and could lead to clinically significant pharmacodynamic side effects of the coadministered drug.

Convulsions, increased intracranial pressure, and toxic psychosis have been reported in patients receiving quinolones, including ciprofloxacin. Ciprofloxacin may also cause central nervous system (CNS) events including: dizziness, confusion, tremors, hallucinations, depression, and, rarely, suicidal thoughts or acts. These reactions may occur following the first dose. If these reactions occur in patients receiving ciprofloxacin, the drug should be discontinued and appropriate measures instituted. As with all quinolones, ciprofloxacin should be used with caution in patients with known or suspected CNS disorders that may predispose to seizures or lower the seizure threshold (e.g. severe cerebral arteriosclerosis, epilepsy), or in the presence of other risk factors that may predispose to seizures or lower the seizure threshold (e.g. certain drug therapy, renal dysfunction). (See **PRECAUTIONS: General, Information for Patients, Drug Interactions** and **ADVERSE REACTIONS**.)

SERIOUS AND FATAL REACTIONS HAVE BEEN REPORTED IN PATIENTS RECEIVING CONCURRENT ADMINISTRATION OF CIPROFLOXACIN AND THEOPHYLLINE. These reactions have included cardiac arrest, seizure, status epilepticus, and respiratory failure. Although similar serious adverse effects have been reported in patients receiving theophylline alone, the possibility that these reactions may be potentiated by ciprofloxacin cannot be eliminated. If concomitant use cannot be avoided, serum levels of theophylline should be monitored and dosage adjustments made as appropriate.

Serious and occasionally fatal hypersensitivity (anaphylactic) reactions, some following the first dose, have been reported in patients receiving quinolone therapy. Some reactions were accompanied by cardiovascular collapse, loss of consciousness, tingling, pharyngeal or facial edema, dyspnea, urticaria, and itching. Only a few patients had a history of hypersensitivity reactions. Serious anaphylactic reactions require immediate emergency treatment with epinephrine. Oxygen, intravenous steroids, and airway management, including intubation, should be administered as indicated.

Severe hypersensitivity reactions characterized by rash, fever, eosinophilia, jaundice, and hepatic necrosis with fatal outcome have also been rarely reported in patients receiving ciprofloxacin along with other drugs. The possibility that these reactions were related to ciprofloxacin cannot be excluded. Ciprofloxacin should be discontinued at the first appearance of a skin rash or any other sign of hypersensitivity.

Pseudomembranous colitis has been reported with nearly all antibacterial agents, including ciprofloxacin, and may range in severity from mild to life-threatening. Therefore, it is important to consider this diagnosis in patients who present with diarrhea subsequent to the administration of antibacterial agents.

Treatment with antibacterial agents alters the normal flora of the colon and may permit overgrowth of clostridia. Studies indicate that a toxin produced by *Clostridium difficile* is one primary cause of "antibiotic-associated colitis."

If a diagnosis of pseudomembranous colitis is established, therapeutic measures should be initiated. Mild cases of pseudomembranous colitis usually respond to drug discontinuation alone. In moderate to severe cases, consideration should be given to management with fluids and electrolytes, protein supplementation, and treatment with an antibacterial drug clinically effective against *C. difficile* colitis. Drugs that inhibit peristalsis should be avoided.

Peripheral neuropathy: Rare cases of sensory or sensorimotor axonal polyneuropathy affecting small and/or large axons resulting in paresthesias, hypoesthesias, dysesthesias and weakness have been reported in patients receiving quinolones, including ciprofloxacin. Ciprofloxacin should be discontinued if the patient experiences symptoms of neuropathy including pain, burning, tingling, numbness, and/or weakness, or is found to have deficits in light touch, pain, temperature, position sense, vibratory sensation, and/or motor strength in order to prevent the development of an irreversible condition.

Tendon Effects: Ruptures of the shoulder, hand, Achilles tendon or other tendons that required surgical repair or resulted in prolonged disability have been reported in patients receiving quinolones, including ciprofloxacin. Post-marketing surveillance reports indicate that this risk may be increased in patients receiving concomitant corticosteroids, especially the elderly. Ciprofloxacin should be discontinued if the patient experiences pain, inflammation, or rupture of a tendon. Patients should rest and refrain from exercise until the diagnosis of tendonitis or tendon rupture has been excluded. Tendon rupture can occur during or after therapy with quinolones, including ciprofloxacin.

PRECAUTIONS

General: Crystals of ciprofloxacin have been observed rarely in the urine of human subjects but more frequently in the urine of laboratory animals, which is usually alkaline. (See **ANIMAL PHARMACOLOGY**.) Crystalluria related to ciprofloxacin has been reported only rarely in humans because human urine is usually acidic. Alkalinity of the urine should be avoided in patients receiving ciprofloxacin. Patients should be well hydrated to prevent the formation of highly concentrated urine.

Quinolones, including ciprofloxacin, may also cause central nervous system (CNS) events, including: nervousness, agitation, insomnia, anxiety, nightmares or paranoia. (See **WARNINGS, Information for Patients,** and **Drug Interactions**.)

Moderate to severe phototoxicity manifested as an exaggerated sunburn reaction has been observed in patients who are exposed to direct sunlight while receiving some members of the quinolone class of drugs. Excessive sunlight should be avoided. Therapy should be discontinued if phototoxicity occurs.

Prescribing CIPRO XR in the absence of a proven or strongly suspected bacterial infection or a prophylactic indication is unlikely to provide benefit to the patient and increases the risk of the development of drug-resistant bacteria.

Information for Patients:

Patients should be advised:

- that antibacterial drugs including CIPRO XR should only be used to treat bacterial infections. They do not treat viral infections (e.g., the common cold). When CIPRO XR is prescribed to treat a bacterial infection, patients should be told that although it is common to feel better early in the course of therapy, the medication should be taken exactly as directed. Skipping doses or not completing the full course of therapy may (1) decrease the effectiveness of the immediate treatment and (2) increase the likelihood that bacteria will develop resistance and will not be treatable by CIPRO XR or other antibacterial drugs in the future.
- that CIPRO XR may be taken with or without meals and to drink fluids liberally. As with other quinolones, concurrent administration with magnesium/aluminum antacids, or sucralfate, VIDEX® (didanosine) chewable/buffered tablets or pediatric powder, other highly buffered drugs, or with other products containing calcium, iron, or zinc should be avoided. CIPRO XR may be taken two hours before or six hours after taking these products. (See **CLINICAL PHARMACOLOGY, Drug-drug Interactions, DOSAGE AND ADMINISTRATION,** and **PRECAUTIONS, Drug Interactions**.) CIPRO XR should not be taken with dairy products (like milk or yogurt) or calcium-fortified juices alone since absorption of ciprofloxacin may be significantly reduced; however, CIPRO XR may be taken with a meal that contains these products. (See **CLINICAL PHARMACOLOGY, Drug-drug Interactions, DOSAGE AND ADMINISTRATION,** and **PRECAUTIONS, Drug Interactions**.)
- if the patient should forget to take CIPRO XR at the usual time, he/she may take the dose later in the day. Do not take more than one CIPRO XR tablet per day even if a patient misses a dose. Swallow the CIPRO XR tablet whole. **DO NOT SPLIT, CRUSH, OR CHEW THE TABLET.**
- that ciprofloxacin may be associated with hypersensitivity reactions, even following a single dose, and to discontinue CIPRO XR at the first sign of a skin rash or other allergic reaction.
- to avoid excessive sunlight or artificial ultraviolet light while receiving CIPRO XR and to discontinue therapy if phototoxicity occurs.
- that peripheral neuropathies have been associated with ciprofloxacin use. If symptoms of peripheral neuropathy including pain, burning, tingling, numbness and/or weakness develop, they should discontinue treatment and contact their physicians.
- that if they experience pain, inflammation, or rupture of a tendon to discontinue treatment, to inform their physician, and to rest and refrain from exercise.
- that CIPRO XR may cause dizziness and lightheadedness; therefore, patients should know how they react to this drug before they operate an automobile or machinery or engage in activities requiring mental alertness or coordination.
- that ciprofloxacin increase the effects of tizanidine (Zanaflex®). Patients should not use ciprofloxacin if they are already taking tizanidine.
- that CIPRO XR may increase the effects of theophylline and caffeine. There is a possibility of caffeine accumulation when products containing caffeine are consumed while taking quinolones.
- that convulsions have been reported in patients receiving quinolones, including ciprofloxacin, and to notify their physician before taking CIPRO XR if there is a history of this condition.

Drug Interactions: In a pharmacokinetic study, systemic exposure of tizanidine (4 mg single dose) was

significantly increased (C_{max} 7-fold, AUC 10-fold) when the drug was given concomitantly with ciprofloxacin (500 mg bid for 3 days). The hypotensive and sedative effects of tizanidine were also potentiated. Concomitant administration of tizanidine and ciprofloxacin is contraindicated.

As with some other quinolones, concurrent administration of ciprofloxacin with theophylline may lead to elevated serum concentrations of theophylline and prolongation of its elimination half-life. This may result in increased risk of theophylline-related adverse reactions. (See **WARNINGS**.) If concomitant use cannot be avoided, serum levels of theophylline should be monitored and dosage adjustments made as appropriate.

Some quinolones, including ciprofloxacin, have also been shown to interfere with the metabolism of caffeine. This may lead to reduced clearance of caffeine and a prolongation of its serum half-life.

Concurrent administration of a quinolone, including ciprofloxacin, with multivalent cation-containing products such as magnesium/aluminum antacids, sucralfate, VIDEX® (didanosine) chewable/buffered tablets or pediatric powder, other highly buffered drugs, or products containing calcium, iron, or zinc may substantially interfere with the absorption of the quinolone, resulting in serum and urine levels considerably lower than desired. CIPRO XR should be administered at least 2 hours before or 6 hours after antacids containing magnesium or aluminum, as well as sucralfate, VIDEX® (didanosine) chewable/buffered tablets or pediatric powder, other highly buffered drugs, metal cations such as iron, and multivitamin preparations with zinc. (See **CLINICAL PHARMACOLOGY, Drug-drug Interactions, PRECAUTIONS, Information for Patients,** and **DOSAGE AND ADMINISTRATION**.)

Histamine H_2-receptor antagonists appear to have no significant effect on the bioavailability of ciprofloxacin.

Absorption of the CIPRO XR tablet was slightly diminished (20%) when given concomitantly with omeprazole. (See **CLINICAL PHARMACOLOGY, Drug-drug Interactions**.)

Altered serum levels of phenytoin (increased and decreased) have been reported in patients receiving concomitant ciprofloxacin.

The concomitant administration of ciprofloxacin with the sulfonylurea glyburide has, on rare occasions, resulted in severe hypoglycemia.

Some quinolones, including ciprofloxacin, have been associated with transient elevations in serum creatinine in patients receiving cyclosporine concomitantly.

Quinolones, including ciprofloxacin, have been reported to enhance the effects of the oral anticoagulant warfarin or its derivatives. When these products are administered concomitantly, prothrombin time or other suitable coagulation tests should be closely monitored.

Probenecid interferes with renal tubular secretion of ciprofloxacin and produces an increase in the level of ciprofloxacin in the serum. This should be considered if patients are receiving both drugs concomitantly.

Renal tubular transport of methotrexate may be inhibited by concomitant administration of ciprofloxacin potentially leading to increased plasma levels of methotrexate. This might increase the risk of methotrexate associated toxic reactions. Therefore, patients under methotrexate therapy should be carefully monitored when concomitant ciprofloxacin therapy is indicated.

Metoclopramide significantly accelerates the absorption of oral ciprofloxacin resulting in a shorter time to reach maximum plasma concentrations. No significant effect was observed on the bioavailability of ciprofloxacin.

Non-steroidal anti-inflammatory drugs (but not acetyl salicylic acid) in combination of very high doses of quinolones have been shown to provoke convulsions in pre-clinical studies.

Carcinogenesis, Mutagenesis, Impairment of Fertility: Eight *in vitro* mutagenicity tests have been conducted with ciprofloxacin, and the test results are listed below:

Salmonella/Microsome Test (Negative)

E. coli DNA Repair Assay (Negative)

Mouse Lymphoma Cell Forward Mutation Assay (Positive)

Chinese Hamster V_{79} Cell HGPRT Test (Negative)

Syrian Hamster Embryo Cell Transformation Assay (Negative)
Saccharomyces cerevisiae Point Mutation Assay (Negative)
Saccharomyces cerevisiae Mitotic Crossover and Gene Conversion Assay (Negative)
Rat Hepatocyte DNA Repair Assay (Positive)

Thus, 2 of the 8 tests were positive, but results of the following 3 *in vivo* test systems gave negative results:

Rat Hepatocyte DNA Repair Assay
Micronucleus Test (Mice)
Dominant Lethal Test (Mice)

Ciprofloxacin was not carcinogenic or tumorigenic in 2-year carcinogenicity studies with rats and mice at daily oral dose levels of 250 and 750 mg/kg, respectively (approximately 2 and 3 -fold greater than the 1000 mg daily human dose based upon body surface area).

Results from photo co-carcinogenicity testing indicate that ciprofloxacin does not reduce the time to appearance of UV-induced skin tumors as compared to vehicle control. Hairless (Skh-1) mice were exposed to UVA light for 3.5 hours five times every two weeks for up to 78 weeks while concurrently being administered ciprofloxacin. The time to development of the first skin tumors was 50 weeks in mice treated concomitantly with UVA and ciprofloxacin (mouse dose approximately equal to the maximum recommended daily human dose of 1000 mg based upon mg/m^2), as opposed to 34 weeks when animals were treated with both UVA and vehicle. The times to development of skin tumors ranged from 16-32 weeks in mice treated concomitantly with UVA and other quinolones.

In this model, mice treated with ciprofloxacin alone did not develop skin or systemic tumors. There are no data from similar models using pigmented mice and/or fully haired mice. The clinical significance of these findings to humans is unknown.

Fertility studies performed in rats at oral doses of ciprofloxacin up to 100 mg/kg (1.0 times the highest recommended daily human dose of 1000 mg based upon body surface area) revealed no evidence of impairment.

Pregnancy: Teratogenic Effects. Pregnancy Category C: There are no adequate and well-controlled studies in pregnant women. An expert review of published data on experiences with ciprofloxacin use during pregnancy by TERIS - the Teratogen Information System – concluded that therapeutic doses during pregnancy are unlikely to pose a substantial teratogenic risk (quantity and quality of data=fair), but the data are insufficient to state there is no risk.

A controlled prospective observational study followed 200 women exposed to fluoroquinolones (52.5% exposed to ciprofloxacin and 68% first trimester exposures) during gestation. In utero exposure to fluoroquinolones during embryogenesis was not associated with increased risk of major malformations. The reported rates of major congenital malformations were 2.2% for the fluoroquinolone group and 2.6% for the control group (background incidence of major malformations is 1-5%). Rates of spontaneous abortions, prematurity and low birth weight did not differ between the groups and there were no clinically significant musculoskeletal dysfunctions up to one year of age in the ciprofloxacin exposed children.

Another prospective follow-up study reported on 549 pregnancies with fluoroquinolone exposure (93% first trimester exposures).There were 70 ciprofloxacin exposures, all within the first trimester. The malformation rates among live-born babies exposed to ciprofloxacin and to fluoroquinolones overall were both within background incidence ranges. No specific patterns of congenital abnormalities were found. The study did not reveal any clear adverse reactions due to in utero exposure to ciprofloxacin.

No differences in the rates of prematurity, spontaneous abortions, or birth weight were seen in women exposed to ciprofloxacin during pregnancy. However, these small postmarketing epidemiology studies, of which most experience is from short term, first trimester exposure, are insufficient to evaluate the risk for the less common defects or to permit reliable and definitive conclusions regarding the safety of ciprofloxacin in pregnant women and their developing fetuses. Ciprofloxacin should not be used during pregnancy unless potential benefit justifies the potential risk to both fetus and mother (see

WARNINGS).
Reproduction studies have been performed in rats and mice using oral doses up to 100 mg/kg (0.7 and 0.4 times the maximum daily human dose of 1000 mg based upon body surface area, respectively) and have revealed no evidence of harm to the fetus due to ciprofloxacin. In rabbits, ciprofloxacin (30 and 100 mg/kg orally) produced gastrointestinal disturbances resulting in maternal weight loss and an increased incidence of abortion, but no teratogenicity was observed at either dose. After intravenous administration of doses up to 20 mg/kg, no maternal toxicity was produced in the rabbit, and no embryotoxicity or teratogenicity was observed.

Nursing Mothers: Ciprofloxacin is excreted in human milk. The amount of ciprofloxacin absorbed by the nursing infant is unknown. Because of the potential for serious adverse reactions in infants nursing from mothers taking ciprofloxacin, a decision should be made whether to discontinue nursing or to discontinue the drug, taking into account the importance of the drug to the mother.

Pediatric Use: Safety and effectiveness of CIPRO XR in pediatric patients and adolescents less than 18 years of age have not been established. Ciprofloxacin causes arthropathy in juvenile animals. (See **WARNINGS**.)

Geriatric Use: In a large, prospective, randomized CIPRO XR clinical trial in complicated urinary tract infections, 49% (509/1035) of the patients were 65 and over, while 30% (308/1035) were 75 and over. No overall differences in safety or effectiveness were observed between these subjects and younger subjects, and clinical experience with other formulations of ciprofloxacin has not identified differences in responses between the elderly and younger patients, but greater sensitivity of some older individuals cannot be ruled out. Ciprofloxacin is known to be substantially excreted by the kidney, and the risk of adverse reactions may be greater in patients with impaired renal function. No alteration of dosage is necessary for patients greater than 65 years of age with normal renal function. However, since some older individuals experience reduced renal function by virtue of their advanced age, care should be taken in dose selection for elderly patients, and renal function monitoring may be useful in these patients. (See **CLINICAL PHARMACOLOGY** and **DOSAGE AND ADMINISTRATION**.)

ADVERSE REACTIONS

Clinical trials in patients with urinary tract infections enrolled 961 patients treated with 500 mg or 1000 mg CIPRO XR. Most adverse events reported were described as mild to moderate in severity and required no treatment. The overall incidence, type and distribution of adverse events were similar in patients receiving both 500 mg and 1000 mg of CIPRO XR. Because clinical trials are conducted under widely varying conditions, adverse reaction rates observed in clinical trials of a drug cannot be directly compared to rates observed in clinical trials of another drug and may not reflect the rates observed in practice. The adverse reaction information from clinical studies does, however, provide a basis for identifying the adverse events that appear to be related to drug use and for approximating rates.

In the clinical trial of uncomplicated urinary tract infection, CIPRO XR (500 mg once daily) in 444 patients was compared to ciprofloxacin immediate-release tablets (250 mg twice daily) in 447 patients for 3 days. Discontinuations due to adverse reactions thought to be drug-related occurred in 0.2% (1/444) of patients in the CIPRO XR arm and in 0% (0/447) of patients in the control arm.

In the clinical trial of complicated urinary tract infection and acute uncomplicated pyelonephritis, CIPRO XR (1000 mg once daily) in 517 patients was compared to ciprofloxacin immediate-release tablets (500 mg twice daily) in 518 patients for 7 to 14 days. Discontinuations due to adverse reactions thought to be drug-related occurred in 3.1% (16/517) of patients in the CIPRO XR arm and in 2.3% (12/518) of patients in the control arm. The most common reasons for discontinuation in the CIPRO XR arm were nausea/vomiting (4 patients) and dizziness (3 patients). In the control arm the most common reason for discontinuation was nausea/vomiting (3 patients).

In these clinical trials, the following events occurred in ≥ 2% of all CIPRO XR patients, regardless of drug relationship: nausea (4%), headache (3%), dizziness (2%), diarrhea (2%), vomiting (2%) and vaginal moniliasis (2%).

Adverse events, judged by investigators to be at least possibly drug-related, occurring in greater than or equal to 1% of all CIPRO XR treated patients were: nausea (3%), diarrhea (2%), headache (1%), dyspepsia (1%), dizziness (1%), and vaginal moniliasis (1%). Vomiting (1%) occurred in the 1000 mg group.

Additional uncommon events, judged by investigators to be at least possibly drug-related, that occurred in less than 1% of CIPRO XR treated patients were:

BODY AS A WHOLE: abdominal pain, asthenia, malaise, photosensitivity reaction

CARDIOVASCULAR: bradycardia, migraine, syncope

DIGESTIVE: anorexia, constipation, dry mouth, flatulence, liver function tests abnormal, thirst

HEMIC/LYMPHATIC: prothrombin decrease

CENTRAL NERVOUS SYSTEM: abnormal dreams, depersonalization, depression, hypertonia, incoordination, insomnia, somnolence, tremor, vertigo

METABOLIC: hyperglycemia

SKIN/APPENDAGES: dry skin, maculopapular rash, pruritus, rash, skin disorder, urticaria, vesiculobullous rash

SPECIAL SENSES: diplopia, taste perversion

UROGENITAL: dysmenorrhea, hematuria, kidney function abnormal, vaginitis

The following additional adverse events, some of them life threatening, regardless of incidence or relationship to drug, have been reported during clinical trials and from worldwide post-marketing experience in patients given ciprofloxacin (includes all formulations, all dosages, all drug-therapy durations, and all indications). Because these reactions have been reported voluntarily from a population of uncertain size, it is not always possible to reliably estimate their frequency or a causal relationship to drug exposure. The events in alphabetical order are:

abnormal gait, achiness, acidosis, agitation, agranulocytosis, allergic reactions (ranging from urticaria to anaphylactic reactions and including life-threatening anaphylactic shock), amylase increase, anemia, angina pectoris, angioedema, anosmia, anxiety, arrhythmia, arthralgia, ataxia, atrial flutter, bleeding diathesis, blurred vision, bronchospasm, *C. difficile* associated diarrhea, candidiasis (cutaneous, oral), candiduria, cardiac murmur, cardiopulmonary arrest, cardiovascular collapse, cerebral thrombosis, chills, cholestatic jaundice, chromatopsia, confusion, convulsion, delirium, drowsiness, dysphagia, dysphasia, dyspnea, edema (conjunctivae, face, hands, laryngeal, lips, lower extremities, neck, pulmonary), epistaxis, erythema multiforme, erythema nodosum, exfoliative dermatitis, fever, fixed eruptions, flushing, gastrointestinal bleeding, gout (flare up), grand mal convulsion, gynecomastia, hallucinations, hearing loss, hemolytic anemia, hemoptysis, hemorrhagic cystitis, hepatic failure, hepatic necrosis, hepatitis, hiccup, hyperesthesia, hyperpigmentation, hypertension, hypertonia, hypesthesia, hypotension, ileus, interstitial nephritis, intestinal perforation, jaundice, joint stiffness, lethargy, lightheadedness, lipase increase, lymphadenopathy, manic reaction, marrow depression, migraine, moniliasis (oral, gastrointestinal, vaginal), myalgia, myasthenia, myasthenia gravis (possible exacerbation), myocardial infarction, myoclonus, nephritis, nightmares, nystagmus, oral ulceration, pain (arm, back, breast, chest, epigastric, eye, extremities, foot, jaw, neck, oral mucosa), palpitation, pancreatitis, pancytopenia, paranoia, paresthesia, peripheral neuropathy, perspiration (increased), petechia, phlebitis, phobia, pleural effusion, polyuria, postural hypotension, prothrombin time prolongation, pseudomembranous colitis (the onset of symptoms may occur during or after antimicrobial treatment), pulmonary embolism, purpura, renal calculi, renal failure, respiratory arrest, respiratory distress, restlessness, serum sickness-like reaction, Stevens-Johnson syndrome, sweating, tachycardia, taste loss, tendinitis, tendon rupture, tinnitus, torsade de pointes, toxic epidermal necrolysis (Lyell's syndrome), toxic psychosis, twitching, unresponsiveness, urethral bleeding, urinary retention, urination (frequent), vaginal pruritus, vasculitis, ventricular ectopy, vesicles, visual acuity (decreased), visual disturbances (flashing lights, change in color perception, overbrightness of lights).

Laboratory Changes:

The following adverse laboratory changes, in alphabetical order, regardless of incidence or relationship to drug, have been reported in patients given ciprofloxacin (includes all formulations, all dosages, all

drug-therapy durations, and all indications):
Decreases in blood glucose, BUN, hematocrit, hemoglobin, leukocyte counts, platelet counts, prothrombin time, serum albumin, serum potassium, total serum protein, uric acid.
Increases in alkaline phosphatase, ALT (SGPT), AST (SGOT), atypical lymphocyte counts, blood glucose, blood monocytes, BUN, cholesterol, eosinophil counts, LDH, platelet counts, prothrombin time, sedimentation rate, serum amylase, serum bilirubin, serum calcium, serum cholesterol, serum creatine phosphokinase, serum creatinine, serum gamma-glutamyl transpeptidase (GGT), serum potassium, serum theophylline (in patients receiving theophylline concomitantly), serum triglycerides, uric acid.
Others: albuminuria, change in serum phenytoin, crystalluria, cylindruria, immature WBCs, leukocytosis, methemoglobinemia, pancytopenia.

OVERDOSAGE

In the event of acute excessive overdosage, reversible renal toxicity has been reported in some cases. The stomach should be emptied by inducing vomiting or by gastric lavage. The patient should be carefully observed and given supportive treatment, including monitoring of renal function and administration of magnesium or calcium containing antacids which can reduce the absorption of ciprofloxacin. Adequate hydration must be maintained. Only a small amount of ciprofloxacin (< 10%) is removed from the body after hemodialysis or peritoneal dialysis.
In mice, rats, rabbits and dogs, significant toxicity including tonic/clonic convulsions was observed at intravenous doses of ciprofloxacin between 125 and 300 mg/kg.
Single doses of ciprofloxacin were relatively non-toxic via the oral route of administration in mice, rats, and dogs. No deaths occurred within a 14-day post treatment observation period at the highest oral doses tested; up to 5000 mg/kg in either rodent species, or up to 2500 mg/kg in the dog. Clinical signs observed included hypoactivity and cyanosis in both rodent species and severe vomiting in dogs. In rabbits, significant mortality was seen at doses of ciprofloxacin > 2500 mg/kg. Mortality was delayed in these animals, occurring 10-14 days after dosing.

DOSAGE AND ADMINISTRATION

CIPRO XR and ciprofloxacin immediate-release tablets are not interchangeable. Cipro XR should be administered orally once daily as described in the following Dosage Guidelines table:

DOSAGE GUIDELINES

Indication	Unit Dose	Frequency	Usual Duration
Uncomplicated Urinary Tract Infection (Acute Cystitis)	500 mg	Q24h	3 Days
Complicated Urinary Tract Infection	1000 mg	Q24h	7-14 Days
Acute Uncomplicated Pyelonephritis	1000 mg	Q24h	7-14 Days

Patients whose therapy is started with CIPRO I.V. for urinary tract infections may be switched to CIPRO XR when clinically indicated at the discretion of the physician.
CIPRO XR should be administered at least 2 hours before or 6 hours after antacids containing magnesium or aluminum, as well as sucralfate, VIDEX® (didanosine) chewable/buffered tablets or pediatric powder, other highly buffered drugs, metal cations such as iron, and multivitamin preparations with zinc. Although CIPRO XR may be taken with meals that include milk, concomitant administration with dairy products alone, or with calcium-fortified products should be avoided, since decreased absorption is possible. A 2-hour window between substantial calcium intake (> 800 mg) and dosing with CIPRO XR is recommended. CIPRO XR should be swallowed whole. **DO NOT SPLIT, CRUSH, OR CHEW THE TABLET.** (See **CLINICAL PHARMACOLOGY, Drug-drug Interactions, PRECAUTIONS, Drug Interactions** and **Information for Patients**.)

Impaired Renal Function:
Ciprofloxacin is eliminated primarily by renal excretion; however, the drug is also metabolized and

partially cleared through the biliary system of the liver and through the intestine. These alternate pathways of drug elimination appear to compensate for the reduced renal excretion in patients with renal impairment. No dosage adjustment is required for patients with uncomplicated urinary tract infections receiving 500 mg CIPRO XR. In patients with complicated urinary tract infections and acute uncomplicated pyelonephritis, who have a creatinine clearance of < 30 mL/min, the dose of CIPRO XR should be reduced from 1000 mg to 500 mg daily. For patients on hemodialysis or peritoneal dialysis, administer CIPRO XR after the dialysis procedure is completed. (See **CLINICAL PHARMACOLOGY, Special Populations,** and **PRECAUTIONS, Geriatric Use.**)

Impaired Hepatic Function:
No dosage adjustment is required with CIPRO XR in patients with stable chronic cirrhosis. The kinetics of ciprofloxacin in patients with acute hepatic insufficiency, however, have not been fully elucidated. (See **CLINICAL PHARMACOLOGY, Special Populations.**)

HOW SUPPLIED

CIPRO XR is available as nearly white to slightly yellowish, film-coated, oblong-shaped tablets containing 500 mg or 1000 mg ciprofloxacin. The 500 mg tablet is coded with the word "BAYER" on one side and "C500 QD" on the reverse side. The 1000 mg tablet is coded with the word "BAYER" on one side and "C1000 QD" on the reverse side.

	Strength	NDC Code
Bottles of 50	500 mg	0085-1775-02
Bottles of 100	500 mg	0085-1775-01
Bottles of 50	1000 mg	0085-1778-03
Bottles of 100	1000 mg	0085-1778-01
Unit Dose Pack of 30	1000 mg	0085-1778-02

Store at 25°C (77°F); excursions permitted to 15-30°C (59-86°F) [see USP Controlled Room Temperature].

ANIMAL PHARMACOLOGY

Ciprofloxacin and other quinolones have been shown to cause arthropathy in immature animals of most species tested. (See **WARNINGS.**) Damage of weight bearing joints was observed in juvenile dogs and rats. In young beagles, 100 mg/kg ciprofloxacin, given daily for 4 weeks, caused degenerative articular changes of the knee joint. At 30 mg/kg, the effect on the joint was minimal. In a subsequent study in beagles, removal of weight bearing from the joint reduced the lesions but did not totally prevent them.

Crystalluria, sometimes associated with secondary nephropathy, occurs in laboratory animals dosed with ciprofloxacin. This is primarily related to the reduced solubility of ciprofloxacin under alkaline conditions, which predominate in the urine of test animals; in man, crystalluria is rare since human urine is typically acidic. In rhesus monkeys, crystalluria without nephropathy has been noted after single oral doses as low as 5 mg/kg. After 6 months of intravenous dosing at 10 mg/kg/day, no nephropathological changes were noted; however, nephropathy was observed after dosing at 20 mg/kg/day for the same duration.

In mice, concomitant administration of nonsteroidal anti-inflammatory drugs such as phenylbutazone and indomethacin with quinolones has been reported to enhance the CNS stimulatory effect of quinolones.

Ocular toxicity seen with some related drugs has not been observed in ciprofloxacin-treated animals.

CLINICAL STUDIES

Uncomplicated Urinary Tract Infections (acute cystitis)
CIPRO XR was evaluated for the treatment of uncomplicated urinary tract infections (acute cystitis) in a randomized, double-blind, controlled clinical trial conducted in the US. This study compared CIPRO XR (500 mg once daily for three days) with ciprofloxacin immediate-release tablets (CIPRO® 250 mg

BID for three days). Of the 905 patients enrolled, 452 were randomly assigned to the CIPRO XR treatment group and 453 were randomly assigned to the control group. The primary efficacy variable was bacteriologic eradication of the baseline organism(s) with no new infection or superinfection at test-of-cure (Day 4 -11 Post-therapy).
The bacteriologic eradication and clinical success rates were similar between CIPRO XR and the control group. The eradication and clinical success rates and their corresponding 95% confidence intervals for the differences between rates (CIPRO XR minus control group) are given in the following table:

	CIPRO XR 500 mg QD x 3 Days	**CIPRO 250 mg BID x 3 Days**
Randomized Patients	452	453
Per Protocol Patients†	199	223
Bacteriologic Eradication at TOC (n/N)*	188/199 (94.5%)	209/223 (93.7%)
	CI [-3.5%, 5.1%]	
Bacteriologic Eradication (by organism) at TOC (n/N)**		
E. coli	156/160 (97.5%)	176/181 (97.2%)
E. faecalis	10/11 (90.9%)	17/21 (81.0%)
P. mirabilis	11/12 (91.7%)	7/7 (100%)
S. saprophyticus	6/7 (85.7%)	9/9 (100%)
Clinical Response at TOC (n/N)***	189/199 (95.0%)	204/223 (91.5%)
	CI [-1.1%, 8.1%]	

* n/N = patients with baseline organism(s) eradicated and no new infections or superinfections/ total number of patients

** n/N = patients with specified baseline organism eradicated/patients with specified baseline organism

*** n/N = patients with clinical success /total number of patients

† The presence of a pathogen at a level of $\geq 10^5$ CFU/mL was required for microbiological evaluability criteria, except for *S. saprophyticus* ($\geq 10^4$ CFU/mL).

Complicated Urinary Tract Infections and Acute Uncomplicated Pyelonephritis
CIPRO XR was evaluated for the treatment of complicated urinary tract infections (cUTI) and acute uncomplicated pyelonephritis (AUP) in a randomized, double-blind, controlled clinical trial conducted in the US and Canada. The study enrolled 1,042 patients (521 patients per treatment arm) and compared CIPRO XR (1000 mg once daily for 7 to 14 days) with immediate-release ciprofloxacin (500 mg BID for 7 to 14 days). The primary efficacy endpoint for this trial was bacteriologic eradication of the baseline organism(s) with no new infection or superinfection at 5 to 11 days post-therapy (test-of-cure or TOC) for the Per Protocol and Modified Intent-To-Treat (MITT) populations.
The Per Protocol population was defined as patients with a diagnosis of cUTI or AUP, a causative organism(s) at baseline present at $\geq 10^5$ CFU/mL, no inclusion criteria violation, a valid test-of-cure urine culture within the TOC window, an organism susceptible to study drug, no premature discontinuation or loss to follow-up, and compliance with the dosage regimen (among other criteria). More patients in the CIPRO XR arm than in the control arm were excluded from the Per Protocol population and this should be considered in the interpretation of the study results. Reasons for exclusion with the greatest discrepancy between the two arms were no valid test-of-cure urine culture, an organism resistant to the study drug, and premature discontinuation due to adverse events.
An analysis of all patients with a causative organism(s) isolated at baseline and who received study medication, defined as the MITT population, included 342 patients in the CIPRO XR arm and 324

patients in the control arm. Patients with missing responses were counted as failures in this analysis. In the MITT analysis of cUTI patients, bacteriologic eradication was 160/271 (59.0%) versus 156/248 (62.9%) in CIPRO XR and control arm, respectively [97.5% CI* (-13.5%, 5.7%)]. Clinical cure was 184/271 (67.9%) for CIPRO XR and 182/248 (73.4%) for control arm, respectively [97.5% CI* (-14.4%, 3.5%)]. Bacterial eradication in the MITT analysis of patients with AUP at TOC was 47/71 (66.2%) and 58/76 (76.3%) for CIPRO XR and control arm, respectively [97.5% CI* (-26.8%, 6.5%)]. Clinical cure at TOC was 50/71 (70.4%) for CIPRO XR and 58/76 (76.3%) for the control arm [97.5% CI* (-22.0%, 10.4%)].

* confidence interval of the difference in rates (CIPRO XR minus control).

In the Per Protocol population, the differences between CIPRO XR and the control arm in bacteriologic eradication rates at the TOC visit were not consistent between AUP and cUTI patients. The bacteriologic eradication rate for cUTI patients was higher in the CIPRO XR arm than in the control arm. For AUP patients, the bacteriologic eradication rate was lower in the CIPRO XR arm than in the control arm. This inconsistency was not observed between the two treatment groups for clinical cure rates. Clinical cure rates were 96.1% (198/206) and 92.1% (211/229) for CIPRO XR and the control arm, respectively.

The bacterial eradication and clinical cure rates by infection type for CIPRO XR and the control arm at the TOC visit and their corresponding 97.5% confidence intervals for the differences between rates (CIPRO XR minus control arm) are given below for the Per Protocol population analysis:

	CIPRO XR 1000 mg QD	**CIPRO 500 mg BID**
Randomized Patients	521	521
Per Protocol Patients^	206	229
cUTI Patients		
Bacteriologic Eradication at TOC (n/N)*	148/166 (89.2%)	144/177 (81.4%)
	CI [-0.7%, 16.3%]	
Bacteriologic Eradication (by organism) at TOC (n/N)**		
E. coli	91/94 (96.8%)	90/92 (97.8%)
K. pneumoniae	20/21 (95.2%)	19/23 (82.6%)
E. faecalis	17/17 (100%)	14/21 (66.7%)
P. mirabilis	11/12 (91.6%)	10/10 (100%)
P. aeruginosa	3/3 (100%)	3/3 (100%)
Clinical Cure at TOC (n/N)***	159/166 (95.8%)	161/177 (91.0%)
	CI [-1.1%, 10.8%]	
AUP Patients		
Bacteriologic Eradication at TOC (n/N)*	35/40 (87.5%)	51/52 (98.1%)
	CI [-34.8%, 6.2%]	
Bacteriologic Eradication of *E. coli* at TOC (n/N)**	35/36 (97.2%)	41/41 (100%)
Clinical Cure at TOC (n/N)***	39/40 (97.5%)	50/52 (96.2%)
	CI [-15.3%, 21.1%]	

^ Patients excluded from the Per Protocol population were primarily those with no causative organism(s) at baseline or no organism present at $\geq 10^5$ CFU/mL at baseline, inclusion criteria violation, no valid test-of-cure urine culture within the TOC window, an organism resistant to study drug, premature discontinuation due to an adverse event, lost to follow-up, or non-compliance with dosage regimen (among other criteria).

* n/N = patients with baseline organism(s) eradicated and no new infections or superinfections/total

number of patients
** n/N = patients with specified baseline organism eradicated/patients with specified baseline organism
***n/N = patients with clinical success /total number of patients
Of the 166 cUTI patients treated with CIPRO XR, 148 (89%) had the causative organism(s) eradicated, 8 (5%) had persistence, 5 (3%) patients developed superinfections and 5 (3%) developed new infections. Of the 177 cUTI patients treated in the control arm, 144 (81%) had the causative organism(s) eradicated, 16 (9%) patients had persistence, 3 (2%) developed superinfections and 14 (8%) developed new infections. Of the 40 patients with AUP treated with CIPRO XR, 35 (87.5%) had the causative organism(s) eradicated, 2 (5%) patients had persistence and 3 (7.5%) developed new infections. Of the 5 CIPRO XR AUP patients without eradication at TOC, 4 were considered clinical cures and did not receive alternative antibiotic therapy. Of the 52 patients with AUP treated in the control arm, 51 (98%) had the causative organism(s) eradicated. One patient (2%) had persistence.

References: 1. NCCLS, Methods for Dilution Antimicrobial Susceptibility Tests for Bacteria That Grow Aerobically-Sixth Edition. Approved Standard NCCLS Document M7-A6, Vol. 23, No. 2, NCCLS, Wayne, PA, January, 2003.
2. NCCLS, Performance Standards for Antimicrobial Disk Susceptibility Tests-Eighth Edition. Approved Standard NCCLS Document M2-A8, Vol. 23, No. 1, NCCLS, Wayne, PA, January, 2003.

PATIENT INFORMATION ABOUT

CIPRO® XR

(ciprofloxacin extended-release tablets)

This section contains important patient information about CIPRO XR and should be read completely before you begin treatment. This section does not take the place of discussion with your doctor or health care professional about your medical condition or your treatment. This section does not list all benefits and risks of CIPRO XR. CIPRO XR can be prescribed only by a licensed health care professional. Your doctor has prescribed CIPRO XR only for you.
CIPRO XR is intended only to treat urinary tract infections and acute uncomplicated pyelonephritis (also known as a kidney infection). It should not be used to treat other infections. Do not give it to other people even if they have a similar condition. Do not use it for a condition for which it was not prescribed. If you have any concerns about your condition or your medicine, ask your doctor. Only your doctor can determine if CIPRO XR is right for you.

What is CIPRO XR?

CIPRO XR is an antibiotic in the quinolone class that contains the active ingredient ciprofloxacin. CIPRO XR is specifically formulated to be taken just once daily to kill bacteria causing infection in the urinary tract. CIPRO XR has been shown in clinical trials to be effective in the treatment of urinary tract infections. You should contact your doctor if your condition is not improving while taking CIPRO XR.
CIPRO XR tablets are nearly white to slightly yellowish, film-coated, oblong-shaped tablets. CIPRO XR is available in 500 mg and 1000 mg tablet strengths.

How and when should I take CIPRO XR?

CIPRO XR should be taken once a day for three (3) to fourteen (14) days depending on your infection. Take CIPRO XR at approximately the same time each day with food or on an empty stomach. CIPRO XR should not be taken with dairy products (like milk or yogurt) or calcium-fortified juices alone; however, CIPRO XR may be taken with a meal that contains these products. Should you forget to take it at the usual time, you may take your dose later in the day. Do not take more than one CIPRO XR tablet per day even if you missed a dose. Swallow the CIPRO XR tablet whole. **DO NOT SPLIT, CRUSH, OR CHEW THE TABLET.**

You should take CIPRO XR for as long as your doctor prescribes it, even after you start to feel better. Stopping an antibiotic too early may result in failure to cure your infection.

Who should not take CIPRO XR?

You should not take CIPRO XR if you have ever had a severe reaction to any of the group of antibiotics known as "quinolones." You should also not take CIPRO if you are also taking a medication called tizanidine (Zanaflex®), as excessive side effects from tizanidine are likely to occur.

CIPRO XR is not recommended for use during pregnancy or nursing, as the effects on the unborn child or nursing infant are unknown. If you are pregnant or plan to become pregnant while taking CIPRO XR, talk to your doctor before taking this medication.

CIPRO XR is not recommended for persons less than 18 years of age.

What are the possible side effects of CIPRO XR?

CIPRO XR is generally well tolerated. The most common side effects, which are usually mild, include nausea, headache, dyspepsia, dizziness, vaginal yeast infection and diarrhea. If diarrhea persists, call your health care professional. Antibiotics of the quinolone class may also cause vomiting, rash, and abdominal pain/discomfort.

You should be careful about driving or operating machinery until you are sure CIPRO XR is not causing dizziness.

Rare cases of allergic reactions have been reported in patients receiving quinolones, including ciprofloxacin, even after just one dose. If you develop hives, difficulty breathing, or other symptoms of a severe allergic reaction, seek emergency treatment right away. If you develop a skin rash, you should stop taking CIPRO XR and call your health care professional.

Some patients taking quinolone antibiotics may become more sensitive to sunlight or ultraviolet light such as that used in tanning salons. You should avoid excessive exposure to sunlight or ultraviolet light while you are taking CIPRO XR.

Ciprofloxacin has been rarely associated with inflammation of tendons. If you experience pain, swelling or rupture of a tendon, you should stop taking CIPRO XR and call your health care professional.

Convulsions have been reported in patients receiving quinolone antibiotics including ciprofloxacin. If you have experienced convulsions in the past, be sure to let your physician know that you have a history of convulsions. Quinolones, including ciprofloxacin, have been rarely associated with other central nervous system events including confusion, tremors, hallucinations, and depression.

If you notice any side effects not mentioned in this section, or if you have any concerns about side effects you may be experiencing, please inform your health care professional.

What about other medications I am taking?

CIPRO XR can affect how other medicines work. Tell your doctor about all other prescriptions and nonprescription medicines or supplements you are taking. This is especially important if you are taking tizanidine (Zanaflex®) or theophylline or VIDEX® (didanosine) chewable/buffered tablets or pediatric powder. Other medications including warfarin, glyburide, and phenytoin may also interact with CIPRO XR. You should not take Cipro if you are also taking tizanidine.

Many antacids, multivitamins, and other dietary supplements containing magnesium, calcium, aluminum, iron or zinc can interfere with the absorption of CIPRO XR and may prevent it from working. You should take CIPRO XR either 2 hours before or 6 hours after taking these products.

Remember:

Do not give CIPRO XR to anyone other than the person for whom it was prescribed.

Complete the course of CIPRO XR even if you are feeling better.

Keep CIPRO XR and all medications out of reach of children.

This information does not take the place of discussions with your doctor or health care professional about your medication or treatment.

Rx Only

Manufactured by:

Bayer Pharmaceuticals Corporation
400 Morgan Lane
West Haven, CT 06516
Made in Germany

Distributed by:

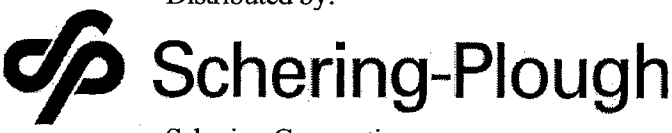

Schering Corporation
Kenilworth, NJ 07033

CIPRO is a registered trademark of Bayer Aktiengesellschaft and is used under license by Schering Corporation.

XXXX Bay o 9867/q 3939 9/05 XXXXX

©2005 Bayer Pharmaceuticals Corporation

Printed in U.S.A.

CENTER FOR DRUG EVALUATION AND RESEARCH

APPLICATION NUMBER:

19-537 / S-060
19-847 / S-036
19-857 / S-041
20-780 / S-020
21-473 / S-013

MEDICAL REVIEW

CLINICAL REVIEW

NDAs/Submission Dates:	NDA 19-537/S-060; 5/6/05, 9/27/05, 11/8/05 NDA 19-847/S-036; 5/12/05, 9/27/05, 11/8/05 NDA 19-857/S-041; 5/12/05, 9/27/05, 11/8/05 NDA 20-780/S-020; 5/6/05, 9/27/05, 11/8/05 NDA 21-473/S-013; 5/11/05, 9/27/05, 11/8/05
Drug:	Cipro® oral tablets (19-537) Cipro® IV Solution (19-847) Cipro® IV Flexibags (19-857) Cipro® oral suspension (20-780) Cipro XR® tablets (21-473)
Sponsor:	Bayer Pharmaecuticals Corporation West Haven, CT 06516
Type of Submission:	**Labeling Supplement** Drug-Drug Interaction between Ciprofloxacin and Tizanidine

Regulatory Background
In February 20005, DSPTP was notified by the Division of Neuropharmacology that there was a recent publication in the literature that reported greatly elevated plasma concentrations of tizanidine (Zanaflex®), a centrally acting skeletal muscle relaxant, when co-administered with ciprofloxacin.

Granfors MT, Backman JT, Neuvonen M, et al. Ciprofloxacin greatly increases concentrations and hypotensive effect of tizanidine by inhibiting its cytochrome P450 1A2-mediated presystemic metabolism. Clin Pharmacol Ther 2004;76:598-606.

The Division of Neuropharmacology is in the process of revising the tizanidine package insert to reflect the drug-drug interaction.

DSPTP contacted Bayer and requested that the ciprofloxacin label be similarly revised.

Bayer responded in May 2005 with proposed wording to reflect the drug-drug interaction. In consult with the Clinical Pharmacology reviewers, DSPTP proposed changes to Bayer's wording and a new proposal was sent by Bayer to the Division on September 27, 2005.

No clinical data accompanied these submissions.

Summary of Published Article
Study Design:
Double-blind, randomized, 2-phase crossover study, 10 healthy volunteers

Dose:
500 mg Ciprofloxacin bid for 3 days or placebo
On day 3, single dose of tizanidine (4 mg) 1-hour after the ciprofloxacin dose or placebo.

Results:
A 3-day BID regimen of ciprofloxacin 500 mg caused the mean C_{max} of tizanidine following single dose administration to be elevated 7-fold and the mean AUC 10-fold. There is no effect on the elimination half-life of tizanidine.

Authors' Conclusions:

- There is a significant effect of ciprofloxacin on the C_{max} and AUC of tizanidine.
- Tizanidine may be considered as a substrate for CYP1A2 mediated metabolism.

Clinical Pharmacology Reviewer's Conclusions:

- Ciprofloxacin labeling should be modified to indicate the PK/PD effects. Specific details regarding the increases in exposure of tizanidine upon co-administration of ciprofloxacin and tizanidine and the elevations in systolic and diastolic BP should be mentioned.

Recommendations
The Division finds the labeling submission approvable based on a resubmission of the Final Printed Labeling (FPL) with the following recommended text (as submitted by Bayer on 11/8/05).

Note, the additional wording below in **CLINICAL PHARMACOLOGY, CONTRAINDICATIONS, WARNINGS,** and **PRECAUTIONS** reflects the Cipro® IV products (NDAs 19-847 and 19-857). The wording for the oral formulations (NDAs 19-537, 20-780, and 21-473) is reflective of the same information, with the added wording in the Patient Package Insert.

Added text = <u>double underline</u>

CLINICAL PHARMACOLOGY

Metabolism
After I.V. administration, three metabolites of ciprofloxacin have been identified in human urine which together account for approximately 10% of the intravenous dose. The binding of ciprofloxacin to serum proteins is 20 to 40%. <u>Ciprofloxacin is an inhibitor of human cytochrome P450 1A2 (CYP1A2) mediated metabolism. Coadministration of ciprofloxacin with other drugs primarily metabolized by CYP1A2 results in increased plasma concentrations of these drugs and could lead to clinically significant adverse events of the coadministered drug (see CONTRAINDICATIONS; WARNINGS; PRECAUTIONS: Drug Interactions).</u>

Drug-drug Interactions: <u>Concomitant administration with tizanidine is contraindicated. (See **CONTRAINDICATIONS**).</u> The potential for pharmacokinetic drug interactions between ciprofloxacin and theophylline, caffeine, cyclosporins, phenytoin, sulfonylurea glyburide, metronidazole, warfarin, probenecid, and piperacillin sodium has been evaluated. (See <u>**WARNINGS**</u>; **PRECAUTIONS: Drug Interactions.**)

CONTRAINDICATIONS

Concomitant administration with tizanidine is contraindicated. (See **PRECAUTIONS, Drug Interactions.**)

WARNINGS

Cytochrome P450 (CYP450): Ciprofloxacin is an inhibitor of the hepatic CYP1A2 enzyme pathway. Coadministration of ciprofloxacin and other drugs primarily metabolized by the CYP1A2 (e.g. theophylline, methylxanthines, tizanidine) results in increased plasma concentrations of the coadministered drug and could lead to clinically significant pharmacodynamic side effects of the coadministered drug.

PRECAUTIONS, Information for Patients

- that ciprofloxacin may cause dizziness and lightheadedness; therefore, patients should know how they react to this drug before they operate an automobile or machinery or engage in activities requiring mental alertness or coordination.
- that ciprofloxacin increases the effects of tizanidine (Zanaflex(R)). Patients should not use ciprofloxacin if they are already taking tizanidine.
- • that ciprofloxacin may increase the effects of theophylline and caffeine. There is a possibility of caffeine accumulation when products containing caffeine are consumed while taking ciprofloxacin.

PRECAUTIONS

Drug Interactions: In a pharmacokinetic study, systemic exposure of tizanidine (4 mg single dose) was significantly increased (C_{max} 7-fold, AUC 10-fold) when the drug was given concomitantly with ciprofloxacin (500 mg bid for 3 days). The hypotensive and sedative effects of tizanidine were also potentiated. Concomitant administration of tizanidine and ciprofloxacin is contraindicated.

PATIENT PACKAGE INSERT

Who should not take CIPRO?
You should not take CIPRO if you have ever had a severe reaction to any of the group of antibiotics known as "quinolones". You should also not take CIPRO if you are also taking a medication called tizanidine (Zanaflex(R)), as excessive side effects from tizanidine are likely to occur. CIPRO is not recommended during pregnancy or nursing, as the effects of CIPRO on the unborn child or nursing infant are unknown. If you are pregnant or plan to become pregnant while taking CIPRO talk to your doctor before taking this medication. Due to possible side effects, CIPRO is not recommended for persons less than 18 years of age except for specific serious infections, such as complicated urinary tract infections.

What about other medications I am taking?
CIPRO can affect how other medicines work. Tell your doctor about all other prescription and non-prescription medicines or supplements you are taking. This is especially important if you are taking tizanidine (Zanaflex(R)) or theophylline. You should not take CIPRO if you are also taking tizanidine. Other medications including warfarin, glyburide, and phenytoin may also interact with CIPRO.
Many antacids, multivitamins, and other dietary supplements containing magnesium, calcium, aluminum, iron or zinc can interfere with the absorption of CIPRO and may prevent it from working. Other medications such as sulcrafate and Videx® (didanosine) chewable/buffered tablets or pediatric powder may also stop CIPRO from working. You should take CIPRO either 2 hours before or 6 hours after taking these products.

This is a representation of an electronic record that was signed electronically and this page is the manifestation of the electronic signature.

/s/

Joette Meyer
11/9/2005 09:10:22 AM
MEDICAL OFFICER

Eileen Navarro
11/9/2005 09:29:15 AM
MEDICAL OFFICER

CENTER FOR DRUG EVALUATION AND RESEARCH

APPLICATION NUMBER:

19-537 / S-060
19-847 / S-036
19-857 / S-041
20-780 / S-020
21-473 / S-013

CLINICAL PHARMACOLOGY/ BIOPHARMACEUTICS REVIEW(S)

Office of Clinical Pharmacology and Biopharmaceutics Review

NDA/Serial #	21-473, 19-537 and 19-487/S036, 013 and 060
Generic	Ciprofloxacin
Submission Date	May 06, 2005 and September 27, 2005
Applicant	Bayer
Clinical Division	DSPTP
OCPB Division	DCPB4
Type of Submission	Labeling Revision (CBE) – Ciprofloxacin / Tizanidine Drug Interaction
Reviewer	Dakshina Chilukuri, Ph.D.
Team Leader	Philip Colangelo, Pharm D., Ph.D.
Review Date	November 04, 2005

Executive Summary

In response to a recent publication (Granfors et al., *Clinical Pharmacology and Therapeutics*, 2004; 76(6): 598-606), the FDA requested Bayer to amend the ciprofloxacin label to include wording to contraindicate the concomitant use of ciprofloxacin and tizanidine (Zanaflex®), a centrally acting skeletal muscle relaxant and a substrate for hepatic CYP1A2-mediated metabolism in man. In the publication, the authors described a double-blind, randomized, 2-phase crossover study conducted in 10 healthy volunteers to study the drug interaction profile of ciprofloxacin and tizanidine. The volunteers received on day 1, 500 mg ciprofloxacin bid for 3 days or placebo. On day 3, a single dose of tizanidine (4 mg) 1-hour after the ciprofloxacin dose or placebo was administered. The results of the study indicated that a 3-day BID regimen of ciprofloxacin 500 mg caused the mean C_{max} and AUC of tizanidine following single dose administration to be significantly elevated 7-fold and 10-fold, respectively. There was no effect on the elimination half-life of tizanidine. The authors concluded that there is a significant effect of ciprofloxacin on the C_{max} and AUC of tizanidine and could dangerously potentiate the hypotensive and sedative effects of tizanidine.

In response to the FDA request, Bayer submitted a labeling supplement in May 2005. In the submission, Bayer proposed to add wording in the label to the Precautions, Warnings and Contraindications sections. Upon review of the proposed labeling revision, the clinical pharmacology reviewers suggested changes to the wording and these changes were accepted by Bayer in a submission sent to FDA on 09/26/05. The revised label is attached in Appendix-1.

Labeling: The proposed labeling changes for ciprofloxacin proposed by Bayer are acceptable. The revised label with the changes highlighted is attached in Appendix-1.

Dakshina Chilukuri, Ph.D. _____
Office of Clinical Pharmacology and Biopharmaceutics

Initialed by Philip Colangelo, Pharm D., Ph.D. _____
Team Leader, DCPB4, Office of Clinical Pharmacology and Biopharmaceutics
cc: NDA 21-473, 19-537 and 19-487 and CDR (Biopharm).

WITHHOLD 27 PAGE(S)

Draft labeling

Clinical Pharmacology & Biopharm

This is a representation of an electronic record that was signed electronically and this page is the manifestation of the electronic signature.

/s/

Dakshina Chilukuri
11/4/2005 03:43:46 PM
BIOPHARMACEUTICS

Phil Colangelo
11/14/2005 04:07:05 PM
BIOPHARMACEUTICS