

### HIGHLIGHTS OF PRESCRIBING INFORMATION

These highlights do not include all the information needed to use PULMICORT RESPULES® safely and effectively. See full prescribing information for PULMICORT RESPULES.

**PULMICORT RESPULES®**  
(budesonide) INHALATION SUSPENSION

INITIAL US APPROVAL 2000

#### -----INDICATIONS AND USAGE-----

PULMICORT RESPULES® is an inhaled corticosteroid indicated for:

- Maintenance treatment of asthma and as prophylactic therapy in children 12 months to 8 years of age (1.1)

#### Important Limitations of Use:

Not indicated for the relief of acute bronchospasm (1.1)

#### -----DOSAGE AND ADMINISTRATION-----

Recommended dosing based on previous therapy (2). Start with the lowest recommended dose:

- Bronchodilators alone: 0.5 mg once daily or 0.25 mg twice daily
- Inhaled corticosteroids: 0.5 mg once daily or 0.25 mg twice daily up to 0.5 mg twice daily
- Oral corticosteroids: 0.5 mg twice daily or 1 mg once daily
- In symptomatic children not responding to non-steroidal therapy, a starting dose of 0.25 mg once daily may be considered.
- If once-daily treatment does not provide adequate control, the total daily dose should be increased and/or administered as a divided dose. Once asthma stability is achieved, titrate the dose downwards.
- For inhalation use via compressed air driven jet nebulizers only (not for use with ultrasonic devices). Not for injection. (2.2)

#### -----DOSAGE FORMS AND STRENGTHS-----

Inhalation suspension: 0.25 mg/2mL, 0.5 mg/2mL, 1 mg/2mL (3)

#### -----CONTRAINDICATIONS-----

- Primary treatment of status asthmaticus or other acute episodes of asthma where intensive measures are required. (4.1)
- Hypersensitivity to any of the ingredients in PULMICORT RESPULES (4.2)

#### -----WARNINGS AND PRECAUTIONS-----

- Localized infections: *Candida albicans* infection of the mouth and throat may occur. Monitor patients periodically for signs of adverse effects on the oral cavity. Advise patients to rinse the mouth following inhalation. (5.1)
- Deterioration of disease and acute asthma episodes: Do not use for the relief of acute bronchospasm. (5.2)

- Hypersensitivity reactions: anaphylaxis, rash, contact dermatitis, urticaria, angioedema, and bronchospasm have been reported with use of PULMICORT RESPULES. Discontinue PULMICORT RESPULES if such reactions occur (5.3)
- Immunosuppression: Potential worsening of infections (e.g., existing tuberculosis, fungal, bacterial, viral, or parasitic infection; or ocular herpes simplex). Use with caution in patients with these infections. More serious or even fatal course of chickenpox or measles can occur in susceptible patients. (5.4)
- Transferring patients from systemic corticosteroids: Risk of impaired adrenal function when transferring from oral steroids. Taper patients slowly from systemic corticosteroids if transferring to PULMICORT RESPULES (5.5)
- Hypercorticism and adrenal suppression: May occur with very high dosages or at the regular dosage in susceptible individuals. If such changes occur, reduce PULMICORT RESPULES slowly. (5.6)
- Reduction in bone mineral density with long term administration. Monitor patients with major risk factors for decreased bone mineral content. (5.7)
- Effects on growth: Monitor growth of pediatric patients. (5.8)
- Glaucoma and cataracts: Close monitoring is warranted. (5.9)
- Paradoxical bronchospasm: Discontinue PULMICORT RESPULES and institute alternative therapy if paradoxical bronchospasm occurs. (5.10)
- Eosinophilic conditions and Churg-Strauss syndrome: Be alert to eosinophilic conditions. (5.11)

#### -----ADVERSE REACTIONS-----

Adverse reactions at an incidence of  $\geq 3\%$ :

Respiratory infection, rhinitis, coughing, otitis media, viral infection, moniliasis, gastroenteritis, vomiting, diarrhea, abdominal pain, ear infection, epistaxis, conjunctivitis, rash (6.1)

To report SUSPECTED ADVERSE REACTIONS, contact AstraZeneca at 1-800-236-9933 or FDA at 1-800-FDA-1088 or [www.fda.gov/medwatch](http://www.fda.gov/medwatch)

#### -----DRUG INTERACTIONS-----

- Strong cytochrome P450 3A4 inhibitors (e.g., ritonavir): Use with caution. May cause increased systemic corticosteroid effects. (5.12, 7.1)

#### -----SEE 17 FOR PATIENT COUNSELING INFORMATION AND FDA APPROVED PATIENT LABELING-----

REVISED APRIL 2010



## FULL PRESCRIBING INFORMATION

### 1 INDICATIONS AND USAGE

#### 1.1 Maintenance Treatment of Asthma

PULMICORT RESPULES is indicated for the maintenance treatment of asthma and as prophylactic therapy in children 12 months to 8 years of age.

Important Limitations of Use:

- PULMICORT RESPULES is NOT indicated for the relief of acute bronchospasm.

### 2 DOSAGE AND ADMINISTRATION

The recommended starting dose and highest recommended dose of PULMICORT RESPULES, based on prior asthma therapy, are listed in the following table.

Previous Therapy	Recommended Starting Dose	Highest Recommended Dose
Bronchodilators alone	0.5 mg total daily dose administered either once daily or twice daily in divided doses	0.5 mg total daily dose
Inhaled Corticosteroids	0.5 mg total daily dose administered either once daily or twice daily in divided doses	1 mg total daily dose
Oral Corticosteroids	1 mg total daily dose administered either as 0.5 mg twice daily or 1 mg once daily	1 mg total daily dose

#### 2.1 Dosing Recommendations

Dosing recommendations based on previous therapy are as follows:

- Bronchodilators alone: 0.5 mg once daily or 0.25 mg twice daily
- Inhaled corticosteroids: 0.5 mg once daily or 0.25 mg twice daily up to 0.5 mg twice daily
- Oral corticosteroids: 0.5 mg twice daily or 1 mg once daily

In symptomatic children not responding to non-steroidal therapy, a starting dose of 0.25 mg once daily may be considered. If once-daily treatment does not provide adequate control, the total daily dose should be increased and/or administered as a divided dose. In all patients, it is desirable to downward-titrate to the lowest effective dose once asthma stability is achieved.

## 2.2 Directions for Use

PULMICORT RESPULES should be administered via jet nebulizer connected to an air compressor with an adequate air flow, equipped with a mouthpiece or suitable face mask. Ultrasonic nebulizers are not suitable for the adequate administration of PULMICORT RESPULES and, therefore, are NOT recommended.

The effects of mixing PULMICORT RESPULES with other nebulizable medications have not been adequately assessed. PULMICORT RESPULES should be administered separately in the nebulizer [see *Patient Counseling Information, Administration with a jet nebulizer (17.1)*].

A Pari-LC-Jet Plus Nebulizer (with face mask or mouthpiece) connected to a Pari Master compressor was used to deliver PULMICORT RESPULES to each patient in 3 U.S. controlled clinical studies. The safety and efficacy of PULMICORT RESPULES delivered by other nebulizers and compressors have not been established.

## 3 DOSAGE FORMS AND STRENGTHS

PULMICORT RESPULES is available in three strengths, each containing 2 mL: 0.25 mg/2 mL, 0.5 mg/2mL, and 1 mg/2 mL. PULMICORT RESPULES is supplied in sealed aluminum foil envelopes containing one plastic strip of five single-dose RESPULES ampules together with patient instructions for use. There are 30 RESPULES ampules in a carton. Each single-dose RESPULES ampule contains 2 mL of sterile liquid suspension.

## 4 CONTRAINDICATIONS

The use of PULMICORT RESPULES is contraindicated in the following conditions:

- Primary treatment of status asthmaticus or other acute episodes of asthma where intensive measures are required.
- Hypersensitivity to budesonide or any of the ingredients of PULMICORT RESPULES [see *Warnings and Precautions (5.3), Description (11) and Adverse Reactions, Post-marketing Experience (6.2)*].

## 5 WARNINGS AND PRECAUTIONS

### 5.1 Local Effects

In clinical trials with PULMICORT RESPULES, localized infections with *Candida albicans* occurred in the mouth and pharynx in some patients. The incidences of localized infections of *Candida albicans* were similar between the placebo and PULMICORT RESPULES treatment groups. If these infections develop, they may require treatment with

appropriate local or systemic antifungal therapy and/or discontinuance of treatment with PULMICORT RESPULES. Patients should rinse the mouth after inhalation of PULMICORT RESPULES.

## **5.2 Deterioration of Disease and Acute Asthma Episodes**

PULMICORT RESPULES is not a bronchodilator and is not indicated for the rapid relief of acute bronchospasm or other acute episodes of asthma.

Patients should be instructed to contact their physician immediately if episodes of asthma not responsive to their usual doses of bronchodilators occur during the course of treatment with PULMICORT RESPULES. During such episodes, patients may require therapy with oral corticosteroids.

## **5.3 Hypersensitivity Reactions Including Anaphylaxis**

Hypersensitivity reactions including anaphylaxis, rash, contact dermatitis, urticaria, angioedema, and bronchospasm have been reported with use of PULMICORT RESPULES. Discontinue PULMICORT RESPULES if such reactions occur [see *Contraindications* (4)].

## **5.4 Immunosuppression**

Patients who are on drugs that suppress the immune system are more susceptible to infection than healthy individuals. Chicken pox and measles, for example, can have a more serious or even fatal course in susceptible children or adults using corticosteroids. In children or adults who have not had these diseases, or been properly immunized, particular care should be taken to avoid exposure. How the dose, route, and duration of corticosteroid administration affect the risk of developing a disseminated infection is not known. The contribution of the underlying disease and/or prior corticosteroid treatment to the risk is also not known. If exposed to chicken pox, therapy with varicella zoster immune globulin (VZIG) or pooled intravenous immunoglobulin (IVIG), as appropriate, may be indicated. If exposed to measles, prophylaxis with pooled intramuscular immunoglobulin (IG) may be indicated. (See the respective package inserts for complete VZIG and IG prescribing information.) If chicken pox develops, treatment with antiviral agents may be considered.

The clinical course of chicken pox or measles infection in patients on inhaled corticosteroids has not been studied. However, a clinical study has examined the immune

responsiveness of asthma patients 12 months to 8 years of age who were treated with PULMICORT RESPULES. An open-label non-randomized clinical study examined the immune responsiveness of varicella vaccine in 243 asthma patients 12 months to 8 years of age who were treated with PULMICORT RESPULES 0.25 mg to 1 mg daily (n=151) or noncorticosteroid asthma therapy (n=92) (ie, beta<sub>2</sub>-agonists, leukotriene receptor antagonists, cromones). The percentage of patients developing a seroprotective antibody titer of  $\geq 5.0$  (gpELISA value) in response to the vaccination was similar in patients treated with PULMICORT RESPULES (85%) compared to patients treated with non-corticosteroid asthma therapy (90%). No patient treated with PULMICORT RESPULES developed chicken pox as a result of vaccination.

Inhaled corticosteroids should be used with caution, if at all, in patients with active or quiescent tuberculosis infection of the respiratory tract, untreated systemic fungal, bacterial, viral, or parasitic infections; or ocular herpes simplex.

## **5.5 Transferring Patients from Systemic Corticosteroid Therapy**

Particular care is needed for patients who are transferred from systemically active corticosteroids to inhaled corticosteroids because deaths due to adrenal insufficiency have occurred in asthmatic patients during and after transfer from systemic corticosteroids to less systemically available inhaled corticosteroids. After withdrawal from systemic corticosteroids, a number of months are required for recovery of hypothalamic-pituitary-adrenal (HPA)-axis function.

Patients who have been previously maintained on 20 mg or more per day of prednisone (or its equivalent) may be most susceptible, particularly when their systemic corticosteroids have been almost completely withdrawn.

During this period of HPA-axis suppression, patients may exhibit signs and symptoms of adrenal insufficiency when exposed to trauma, surgery, infection (particularly gastroenteritis) or other conditions associated with severe electrolyte loss. Although PULMICORT RESPULES may provide control of asthma symptoms during these episodes, in recommended doses it supplies less than normal physiological amounts of glucocorticosteroid systemically and does NOT provide the mineralocorticoid activity that is necessary for coping with these emergencies.

During periods of stress or a severe asthma attack, patients who have been withdrawn from systemic corticosteroids should be instructed to resume oral corticosteroids (in large doses) immediately and to contact their physicians for further instructions. These patients should also be instructed to carry a medical identification card indicating that they may need supplementary systemic corticosteroids during periods of stress or a severe asthma attack.

Patients requiring oral corticosteroids should be weaned slowly from systemic corticosteroid use after transferring to PULMICORT RESPULES. Initially, PULMICORT RESPULES should be used concurrently with the patient's usual maintenance dose of systemic corticosteroid. After approximately one week, gradual withdrawal of the systemic corticosteroid may be initiated by reducing the daily or alternate daily dose. Further incremental reductions may be made after an interval of one or two weeks, depending on the response of the patient. Generally, these decrements should not exceed 25% of the prednisone dose or its equivalent. A slow rate of withdrawal is strongly recommended.

Lung function (FEV<sub>1</sub> or AM PEF), beta-agonist use, and asthma symptoms should be carefully monitored during withdrawal of oral corticosteroids. In addition to monitoring asthma signs and symptoms, patients should be observed for signs and symptoms of adrenal insufficiency such as fatigue, lassitude, weakness, nausea and vomiting, and hypotension.

Transfer of patients from systemic corticosteroid therapy to PULMICORT RESPULES may unmask allergic or other immunologic conditions previously suppressed by the systemic corticosteroid therapy, e.g., rhinitis, conjunctivitis, eosinophilic conditions, eczema, and arthritis [see *Dosage and Administration (2)*].

During withdrawal from oral corticosteroids, patients may experience symptoms of systemically active corticosteroid withdrawal (e.g., joint and/or muscular pain, lassitude, depression) despite maintenance or even improvement of respiratory function.

## **5.6 Hypercorticism and Adrenal Suppression**

PULMICORT RESPULES, will often help control asthma symptoms with less suppression of HPA function than therapeutically equivalent oral doses of prednisone. Since individual sensitivity to effects on cortisol production exists, physicians should consider this information when prescribing PULMICORT RESPULES. Because of the possibility of systemic absorption of inhaled corticosteroids, patients treated

with PULMICORT RESPULES should be observed carefully for any evidence of systemic corticosteroid effects. Particular care should be taken in observing patients post-operatively or during periods of stress for evidence of inadequate adrenal response. It is possible that systemic corticosteroid effects such as hypercorticism, and adrenal suppression (including adrenal crisis) may appear in a small number of patients, particularly when budesonide is administered at higher than recommended doses over prolonged periods of time. If such effects occur, the dosage of PULMICORT RESPULES should be reduced slowly, consistent with accepted procedures for tapering of systemic corticosteroids and for management of asthma.

### **5.7 Reduction in Bone Mineral Density**

Decreases in bone mineral density (BMD) have been observed with long-term administration of products containing inhaled corticosteroids. The clinical significance of small changes in BMD with regard to long-term outcomes is unknown. Patients with major risk factors for decreased bone mineral content, such as prolonged immobilization, family history of osteoporosis, poor nutrition, or chronic use of drugs that can reduce bone mass (e.g., anticonvulsants and corticosteroids), should be monitored and treated with established standards of care.

### **5.8 Effects on Growth**

Orally inhaled corticosteroids, including budesonide, may cause a reduction in growth velocity when administered to pediatric patients. Monitor the growth of pediatric patients receiving PULMICORT RESPULES routinely (e.g., via stadiometry). To minimize the systemic effects of orally inhaled corticosteroids, including PULMICORT RESPULES, each patient should be titrated to his/her lowest effective dose [see *Use In Specific Populations, Pediatric Use (8.4)*].

### **5.9 Glaucoma and Cataracts**

Glaucoma, increased intraocular pressure, and cataracts have been reported following the long-term administration of inhaled corticosteroids, including budesonide. Therefore, close monitoring is warranted in patients with a change in vision or with a history of increased intraocular pressure, glaucoma, and/or cataracts.

### **5.10 Paradoxical Bronchospasm and Upper Airway Symptoms**

As with other inhaled asthma medications, bronchospasm, with an immediate increase in wheezing, may occur after dosing. If acute bronchospasm occurs following dosing with PULMICORT RESPULES, it should be treated immediately

with a fast-acting inhaled bronchodilator. Treatment with PULMICORT RESPULES should be discontinued and alternate therapy instituted.

### **5.11 Eosinophilic Conditions and Churg-Strauss Syndrome**

In rare cases, patients on inhaled corticosteroids may present with systemic eosinophilic conditions. Some of these patients have clinical features of vasculitis consistent with Churg-Strauss syndrome, a condition that is often treated with systemic corticosteroids therapy. These events usually, but not always, have been associated with the reduction and/or withdrawal of oral corticosteroid therapy following the introduction of inhaled corticosteroids. Healthcare providers should be alert to eosinophilia, vasculitis rash, worsening pulmonary symptoms, cardiac complications, and/or neuropathy presenting in their patients. A causal relationship between budesonide and these underlying conditions has not been established.

### **5.12 Drug Interactions with Strong Cytochrome P450 3A4 Inhibitors**

Caution should be exercised when considering the coadministration of PULMICORT RESPULES with ketoconazole, and other known strong CYP3A4 inhibitors (e.g., ritonavir, atazanavir, clarithromycin, indinavir, itraconazole, nefazodone, nelfinavir, saquinavir, telithromycin) because adverse effects related to increased systemic exposure to budesonide may occur [see *Drug Interactions (7.1) and Clinical Pharmacology, Clinical Pharmacokinetics (12.3)*].

## **6 ADVERSE REACTIONS**

Systemic and inhaled corticosteroid use may result in the following:

- *Candida albicans* infection [see *Warnings and Precautions (5.1)*]
- Hypersensitivity reactions including anaphylaxis [see *Warnings and Precautions (5.3)*]
- Immunosuppression [see *Warnings and Precautions (5.4)*]
- Hypercorticism and adrenal suppression [see *Warnings and Precautions (5.6)*]
- Reduction in bone mineral density [see *Warnings and Precautions (5.7)*]
- Growth effects in pediatric patients [see *Warnings and Precautions (5.8) and Use in Specific Populations, Pediatric Use (8.4)*]
- Glaucoma, increased intraocular pressure and cataracts [see *Warnings and Precautions (5.9)*]

- Eosinophilic conditions and Churg-Strauss syndrome [see *Warnings and Precautions (5.11)*]

## 6.1 Clinical Trials Experience

Because clinical trials are conducted under widely varying conditions, adverse reaction rates observed in the clinical trials of a drug cannot be directly compared to rates in the clinical trials of another drug and may not reflect the rates observed in practice.

The incidence of common adverse reactions is based on three double-blind, placebo-controlled, randomized U.S. clinical trials in which 945 patients, 12 months to 8 years of age, (98 patients  $\geq$ 12 months and  $<$ 2 years of age; 225 patients  $\geq$ 2 and  $<$ 4 years of age; and 622 patients  $\geq$ 4 and  $\leq$ 8 years of age) were treated with PULMICORT RESPULES (0.25 to 1 mg total daily dose for 12 weeks) or vehicle placebo. The incidence and nature of adverse events reported for PULMICORT RESPULES was comparable to that reported for placebo. The following table shows the incidence of adverse events in U.S. controlled clinical trials, regardless of relationship to treatment, in patients previously receiving bronchodilators and/or inhaled corticosteroids. This population included a total of 605 male and 340 female patients and 78.4% were Caucasian, 13.8% African American, 5.5% Hispanic and 2.3% Other.

**Table 1 – Adverse Reactions occurring at an incidence of  $\geq$ 3% in at least one active treatment group where the incidence was higher with PULMICORT RESPULES than placebo**

Adverse Events	Vehicle Placebo (n=227) %	PULMICORT RESPULES Total Daily Dose		
		0.25 mg (n=178) %	0.5 mg (n=223) %	1 mg (n=317) %
<b>Respiratory System Disorder</b>				
Respiratory Infection	36	34	35	38
Rhinitis	9	7	11	12
Coughing	5	5	9	8
<b>Resistance Mechanism Disorders</b>				
Otitis Media	11	12	11	9
Viral Infection	3	4	5	3
Moniliasis	2	4	3	4
<b>Gastrointestinal System Disorders</b>				
Gastroenteritis	4	5	5	5
Vomiting	3	2	4	4
Diarrhea	2	4	4	2
Abdominal Pain	2	3	2	3
<b>Hearing and Vestibular Disorders</b>				
Ear Infection	4	2	4	5
<b>Platelet, Bleeding and Clotting Disorders</b>				
Epistaxis	1	2	4	3
<b>Vision Disorders</b>				
Conjunctivitis	2	<1	4	2

Adverse Events	Vehicle Placebo (n=227) %	PULMICORT RESPULES Total Daily Dose		
		0.25 mg (n=178) %	0.5 mg (n=223) %	1 mg (n=317) %
		<b>Skin and Appendages Disorders</b>		
Rash	3	<1	4	2

The information below includes all adverse reactions by system organ class with an incidence of 1 to < 3%, in at least one PULMICORT RESPULES treatment group where the incidence was higher with PULMICORT RESPULES than with placebo, regardless of relationship to treatment.

*Blood and lymphatic system disorders:* cervical lymphadenopathy  
*Ear and labyrinth disorders:* earache  
*General disorders and administration site conditions:* fatigue, flu-like disorder  
*Immune system disorders:* allergic reaction  
*Infections and infestations:* eye infection, herpes simplex, external ear infection, infection  
*Injury, poisoning and procedural complication:* fracture  
*Metabolism and nutrition disorders:* anorexia  
*Musculoskeletal and connective tissue disorders:* myalgia  
*Nervous system disorders:* hyperkinesia  
*Psychiatric disorders:* emotional lability  
*Respiratory, thoracic, and mediastinal disorders:* chest pain, dysphonia, stridor  
*Skin and subcutaneous tissue disorders:* contact dermatitis, eczema, pustular rash, pruritus, purpura

The incidence of reported adverse events was similar between the 447 PULMICORT RESPULES-treated (mean total daily dose 0.5 to 1 mg) and 223 conventional therapy-treated pediatric asthma patients followed for one year in three open-label studies.

## 6.2 Post-marketing Experience

The following adverse reactions have been reported during post-approval use of PULMICORT RESPULES. Because these reactions are reported voluntarily from a population of uncertain size, it is not always possible to reliably estimate their frequency or establish a causal relationship to drug exposure. Some of these adverse reactions may also have been observed in clinical studies with PULMICORT RESPULES.

*Endocrine disorders:* symptoms of hypocorticism and hypercorticism [see *Warnings and Precautions* (5.5)]  
*Eye disorders:* cataracts, glaucoma, increased intraocular pressure [see *Warnings and Precautions* (5.9)]

*General disorders and administration site conditions:* fever, pain

*Immune system disorders:* immediate and delayed hypersensitivity reactions including, anaphylaxis, angioedema, bronchospasm, rash, contact dermatitis, and urticaria [see *Contraindications (4)* and *Warnings and Precautions (5.10)*]

*Infection and Infestation:* sinusitis, pharyngitis, bronchitis

*Musculoskeletal and connective tissue disorders:* avascular necrosis of the femoral head, osteoporosis, growth suppression

*Nervous system disorders:* headache

*Psychiatric disorders:* psychiatric symptoms including psychosis, depression, aggressive reactions, irritability, nervousness, restlessness, and anxiety

*Respiratory, thoracic, and mediastinal disorders:* cough, dysphonia and throat irritation

*Skin and subcutaneous tissue disorders:* skin bruising, facial skin irritation

Cases of growth suppression have been reported for inhaled corticosteroids including post-marketing reports for PULMICORT RESPULES [see *Warnings and Precautions (5.8)* and *Use In Specific Populations, Pediatric Use (8.4)*].

## **7. DRUG INTERACTIONS**

### **7.1 Inhibitors of Cytochrome P4503A4**

The main route of metabolism of corticosteroids, including budesonide, is via cytochrome P450 (CYP) isoenzyme 3A4 (CYP3A4). After oral administration of ketoconazole, a strong inhibitor of CYP3A4, the mean plasma concentration of orally administered budesonide increased. Concomitant administration of a CYP3A4 inhibitor may inhibit the metabolism of, and increase the systemic exposure to, budesonide. Caution should be exercised when considering the coadministration of PULMICORT RESPULES with long-term ketoconazole and other known strong CYP3A4 inhibitors (e.g., ritonavir, atazanavir, clarithromycin, indinavir, itraconazole, nefazodone, nelfinavir, saquinavir, telithromycin) [see *Warnings and Precautions (5.12)* and *Clinical Pharmacology, Pharmacokinetics (12.3)*].

## **8 USE IN SPECIFIC POPULATIONS**

### **8.1 Pregnancy**

*Teratogenic Effects: Pregnancy Category B* – Studies of pregnant women, have not shown that inhaled budesonide increases the risk of abnormalities when administered during pregnancy. The results from a large population-based prospective cohort epidemiological study reviewing data from three Swedish registries covering approximately 99% of the pregnancies from 1995-1997 (ie, Swedish Medical Birth

Registry; Registry of Congenital Malformations; Child Cardiology Registry) indicate no increased risk for congenital malformations from the use of inhaled budesonide during early pregnancy. Congenital malformations were studied in 2014 infants born to mothers reporting the use of inhaled budesonide for asthma in early pregnancy (usually 10-12 weeks after the last menstrual period), the period when most major organ malformations occur. The rate of recorded congenital malformations was similar compared to the general population rate (3.8% vs. 3.5%, respectively). In addition, after exposure to inhaled budesonide, the number of infants born with orofacial clefts was similar to the expected number in the normal population (4 children vs. 3.3, respectively).

These same data were utilized in a second study bringing the total to 2534 infants whose mothers were exposed to inhaled budesonide. In this study, the rate of congenital malformations among infants whose mothers were exposed to inhaled budesonide during early pregnancy was not different from the rate for all newborn babies during the same period (3.6%).

Despite the animal findings, it would appear that the possibility of fetal harm is remote if the drug is used during pregnancy. Nevertheless, because the studies in humans cannot rule out the possibility of harm, PULMICORT RESPULES should be used during pregnancy only if clearly needed.

As with other corticosteroids, budesonide was teratogenic and embryocidal in rabbits and rats. Budesonide produced fetal loss, decreased pup weights, and skeletal abnormalities at a subcutaneous dose in rabbits that was approximately 0.4 times the maximum recommended daily inhalation dose in adults on a mcg/m<sup>2</sup> basis and at subcutaneous dose that was approximately 4 times the maximum recommended daily inhalation dose in adults on a mcg/m<sup>2</sup> basis. In another study in rats, no teratogenic or embryocidal effects were seen at inhalation doses up to approximately 2 times the maximum recommended daily inhalation dose in adults on a mcg/m<sup>2</sup> basis.

Experience with oral corticosteroids since their introduction in pharmacologic, as opposed to physiologic, doses suggests that rodents are more prone to teratogenic effects from corticosteroids than humans.

*Non-teratogenic Effects:*

Hypoadrenalism may occur in infants born of mothers receiving corticosteroids during pregnancy. Such infants should be carefully observed.

### 8.3 Nursing Mothers

Budesonide, like other corticosteroids, is secreted in human milk. Data with budesonide delivered via dry powder inhaler indicates that the total daily oral dose of budesonide in breast milk to the infant is approximately 0.3% to 1% of the dose inhaled by the mother [see *Clinical Pharmacology, Pharmacokinetics (12.3), and Use In Specific Populations, Nursing Mothers (8.3)*]. No studies have been conducted in breastfeeding women with PULMICORT RESPULES; however, the dose of budesonide available to the infant in breast milk, as a percentage of the maternal dose, would be expected to be similar. PULMICORT RESPULES should be used in nursing women only if clinically appropriate. Prescribers should weigh the known benefits of breastfeeding for the mother and the infant against the potential risks of minimal budesonide exposure in the infant.

### 8.4 Pediatric Use

Safety and effectiveness in children six months to 12 months of age has been evaluated but not established. Safety and effectiveness in children 12 months to 8 years of age have been established [see *Clinical Pharmacology, Pharmacodynamics (12.2), and Adverse Reactions, Clinical Trials Experience (6.1)*].

A 12-week study in 141 pediatric patients 6 to 12 months of age with mild to moderate asthma or recurrent/persistent wheezing was conducted. All patients were randomized to receive either 0.5 mg or 1 mg of PULMICORT RESPULES or placebo once daily. Adrenal-axis function was assessed with an ACTH stimulation test at the beginning and end of the study, and mean changes from baseline in this variable did not indicate adrenal suppression in patients who received PULMICORT RESPULES versus placebo. However, on an individual basis, 7 patients in this study (6 in the PULMICORT RESPULES treatment arms and 1 in the placebo arm) experienced a shift from having a normal baseline stimulated cortisol level to having a subnormal level at Week 12 [see *Clinical Pharmacology, Pharmacodynamics (12.2)*]. Pneumonia was observed more frequently in patients treated with PULMICORT RESPULES than in patients treated with placebo, (N = 2, 1, and 0) in the PULMICORT RESPULES 0.5 mg, 1 mg, and placebo groups, respectively.

A dose dependent effect on growth was also noted in this 12-week trial. Infants in the placebo arm experienced an average growth of 3.7 cm over 12 weeks compared with 3.5 cm and 3.1 cm in the PULMICORT RESPULES 0.5 mg and 1 mg arms respectively. This corresponds to estimated mean (95% CI) reductions in 12-week growth velocity between placebo and PULMICORT RESPULES 0.5 mg of 0.2 cm (-0.6 to 1.0) and between placebo and PULMICORT RESPULES 1 mg of 0.6 cm (-0.2 to 1.4). These findings support that the use of PULMICORT RESPULES in infants 6 to 12 months of age may result in systemic effects and are consistent with findings of growth suppression in other studies with inhaled corticosteroids.

Controlled clinical studies have shown that inhaled corticosteroids may cause a reduction in growth velocity in pediatric patients. In these studies, the mean reduction in growth velocity was approximately one centimeter per year (range 0.3 to 1.8 cm per year) and appears to be related to dose and duration of exposure. This effect has been observed in the absence of laboratory evidence of hypothalamic-pituitary-adrenal (HPA)-axis suppression, suggesting that growth velocity is a more sensitive indicator of systemic corticosteroid exposure in pediatric patients than some commonly used tests of HPA-axis function. The long-term effects of this reduction in growth velocity associated with orally inhaled corticosteroids, including the impact on final adult height, are unknown. The potential for “catch up” growth following discontinuation of treatment with orally inhaled corticosteroids has not been adequately studied.

In a study of asthmatic children 5-12 years of age, those treated with budesonide administered via a dry powder inhaler 200 mcg twice daily (n=311) had a 1.1-centimeter reduction in growth compared with those receiving placebo (n=418) at the end of one year; the difference between these two treatment groups did not increase further over three years of additional treatment. By the end of four years, children treated with the budesonide dry powder inhaler and children treated with placebo had similar growth velocities. Conclusions drawn from this study may be confounded by the unequal use of corticosteroids in the treatment groups and inclusion of data from patients attaining puberty during the course of the study.

The growth of pediatric patients receiving inhaled corticosteroids, including PULMICORT RESPULES, should be monitored routinely (e.g., via stadiometry). The potential growth effects of prolonged treatment should be weighed against clinical benefits obtained and the risks and benefits associated with alternative therapies. To minimize the systemic effects of inhaled corticosteroids, including PULMICORT RESPULES, each patient should be titrated to his/her lowest effective dose [see *Dosage and Administration (2) and Warnings and Precautions (5.8)*].

### **8.5 Geriatric Use**

Of the 215 patients in 3 clinical trials of PULMICORT RESPULES in adult patients, 65 (30%) were 65 years of age or older, while 22 (10%) were 75 years of age or older. No overall differences in safety were observed between these patients and younger patients, and other reported clinical or medical surveillance experience has not identified differences in responses between the elderly and younger patients.

### **8.6 Hepatic Impairment**

Formal pharmacokinetic studies using PULMICORT RESPULES have not been conducted in patients with hepatic impairment. However, since budesonide is predominantly cleared by hepatic metabolism, impairment of liver function may lead to accumulation of budesonide in plasma. Therefore, patients with hepatic disease should be closely monitored.

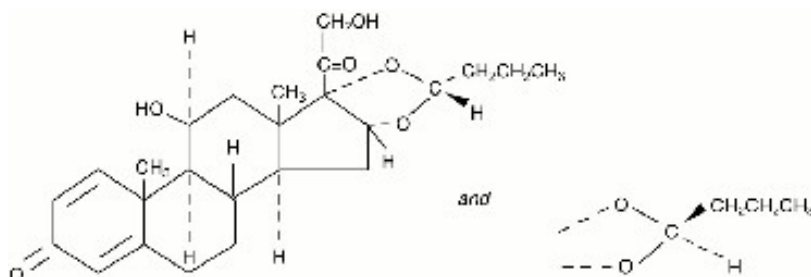
## **10 OVERDOSAGE**

The potential for acute toxic effects following overdose of PULMICORT RESPULES is low. If inhaled corticosteroids are used at excessive doses for prolonged periods, systemic corticosteroid effects such as hypercorticism or growth suppression may occur [see *Warnings and Precautions, Hypercorticism and Adrenal Suppression (5.6)*].

In mice, the minimal lethal inhalation dose was 100 mg/kg (approximately 410 and 120 times, respectively, the maximum recommended daily inhalation dose in adults and children 12 months to 8 years of age on a mg/m<sup>2</sup> basis). In rats there were no deaths at an inhalation dose of 68 mg/kg (approximately 550 and 160 times, respectively, the maximum recommended daily inhalation dose in adults and children 12 months to 8 years of age on a mg/m<sup>2</sup> basis). In mice, the minimal oral lethal dose was 200 mg/kg (approximately 810 and 240 times, respectively, the maximum recommended daily inhalation dose in adults and children 12 months to 8 years of age on a mg/m<sup>2</sup> basis). In rats, the minimal oral lethal dose was less than 100 mg/kg (approximately 810 and 240 times, respectively, the maximum recommended daily inhalation dose in adults or and children 12 months to 8 years of age on a mg/m<sup>2</sup> basis).

## 11 DESCRIPTION

Budesonide, the active component of PULMICORT RESPULES<sup>®</sup>, is a corticosteroid designated chemically as (RS)-11 $\beta$ , 16 $\alpha$ , 17, 21-tetrahydroxypregna-1, 4-diene-3, 20-dione cyclic 16, 17-acetal with butyraldehyde. Budesonide is provided as a mixture of two epimers (22R and 22S). The empirical formula of budesonide is C<sub>25</sub>H<sub>34</sub>O<sub>6</sub> and its molecular weight is 430.5. Its structural formula is:



Budesonide is a white to off-white, tasteless, odorless powder that is practically insoluble in water and in heptane, sparingly soluble in ethanol, and freely soluble in chloroform. Its partition coefficient between octanol and water at pH 7.4 is  $1.6 \times 10^3$ .

PULMICORT RESPULES is a sterile suspension for inhalation via jet nebulizer and contains the active ingredient budesonide (micronized), and the inactive ingredients disodium edetate, sodium chloride, sodium citrate, citric acid, polysorbate 80, and Water for Injection. Three dose strengths are available in single-dose ampules (Respules™ ampules): 0.25 mg, 0.5 mg, and 1 mg per 2 mL RESPULES ampule. For PULMICORT RESPULES, like all other nebulized treatments, the amount delivered to the lungs will depend on patient factors, the jet nebulizer utilized, and compressor performance. Using the Pari-LC-Jet Plus Nebulizer/Pari Master compressor system, under *in vitro* conditions, the mean delivered dose at the mouthpiece (% nominal dose) was approximately 17% at a mean flow rate of 5.5 L/min. The mean nebulization time was 5 minutes or less. PULMICORT RESPULES should be administered from jet nebulizers at adequate flow rates, via face masks or mouthpieces [see *Dosage and Administration* (2)].

## 12 CLINICAL PHARMACOLOGY

### 12.1 Mechanism of Action

Budesonide is an anti-inflammatory corticosteroid that exhibits potent glucocorticoid activity and weak mineralocorticoid activity. In standard *in vitro* and animal models, budesonide has approximately a 200-fold higher affinity for the glucocorticoid receptor and a 1000-fold higher topical anti-inflammatory potency than cortisol (rat croton oil ear edema assay). As a measure of systemic activity, budesonide is 40 times more potent than cortisol when administered subcutaneously and 25 times more potent when administered orally in the rat thymus involution assay. The clinical significance of these findings is unknown.

The activity of PULMICORT RESPULES is due to the parent drug, budesonide. In glucocorticoid receptor affinity studies, the 22R form was two times as active as the 22S epimer. *In vitro* studies indicated that the two forms of budesonide do not interconvert.

The precise mechanism of corticosteroid actions on inflammation in asthma is not well known. Inflammation is an important component in the pathogenesis of asthma. Corticosteroids have been shown to have a wide range of inhibitory activities against multiple cell types (e.g., mast cells, eosinophils, neutrophils, macrophages, and lymphocytes) and mediators (e.g., histamine, eicosanoids, leukotrienes, and cytokines) involved in allergic- and non-allergic-mediated inflammation. The anti-inflammatory actions of corticosteroids may contribute to their efficacy in asthma.

Studies in asthmatic patients have shown a favorable ratio between topical anti-inflammatory activities and systemic corticosteroid effects over a wide dose range of inhaled budesonide in a variety of formulations and delivery systems including an inhalation-driven, multi-dose dry powder inhaler and the inhalation suspension for nebulization. This is explained by a combination of a relatively high local anti-inflammatory effect, extensive first pass hepatic degradation of orally absorbed drug (85-95%) and the low potency of metabolites (see below).

## 12.2 Pharmacodynamics

The therapeutic effects of conventional doses of orally inhaled budesonide are largely explained by its direct local action on the respiratory tract. To confirm that systemic absorption is not a significant factor in the clinical efficacy of inhaled budesonide, a clinical study in adult patients with asthma was performed comparing 400 mcg budesonide administered via a pressurized metered dose inhaler with a tube spacer to 1400 mcg of oral budesonide and placebo. The study demonstrated the efficacy of inhaled budesonide but not orally administered budesonide, even though systemic budesonide exposure was comparable for both treatments, indicating that the inhaled treatment is working locally in the lung. Thus, the therapeutic effect of conventional doses of orally inhaled budesonide are largely explained by its direct action on the respiratory tract.

Improvement in the control of asthma symptoms following inhalation of PULMICORT RESPULES can occur within 2-8 days of beginning treatment, although maximum benefit may not be achieved for 4-6 weeks.

Budesonide administered via a dry powder inhaler has been shown in various challenge models (including histamine, methacholine, sodium metabisulfite, and adenosine monophosphate) to decrease bronchial hyperresponsiveness in asthmatic patients. The clinical relevance of these models is not certain.

Pre-treatment with budesonide administered as 1600 mcg daily (800 mcg twice daily) via a dry powder inhaler for 2 weeks reduced the acute (early-phase reaction) and delayed (late-phase reaction) decrease in FEV<sub>1</sub> following inhaled allergen challenge.

HPA Axis Effects

The effects of PULMICORT RESPULES on the hypothalamic-pituitary-adrenal (HPA) axis were studied in three, 12-week, double-blind, placebo-controlled studies in 293 pediatric patients, 6 months to 8 years of age, with persistent asthma. For most patients, the ability to increase cortisol production in response to stress, as assessed by the short cosyntropin (ACTH) stimulation test, remained intact with PULMICORT RESPULES treatment at recommended doses. In the subgroup of children age 6 months to 2 years (n=21) receiving a total daily dose of PULMICORT RESPULES equivalent to 0.25 mg (n=5), 0.5 mg (n=5), 1 mg (n=8), or placebo (n=3), the mean change from baseline in ACTH-stimulated cortisol levels showed a decline in peak stimulated cortisol at 12 weeks compared to an increase in the placebo group. These mean differences were not statistically significant compared to placebo. Another 12-week study in 141 pediatric patients 6 to 12 months of age with mild to moderate asthma or recurrent/persistent wheezing was conducted. All patients were randomized to receive either 0.5 mg or 1 mg of PULMICORT RESPULES or placebo once daily. A total of 28, 17, and 31 patients in the PULMICORT RESPULES 0.5 mg, 1 mg, and placebo arms respectively, had an evaluation of serum cortisol levels post-ACTH stimulation both at baseline and at the end of the study. The mean change from baseline to Week 12 ACTH-stimulated minus basal plasma cortisol levels did not indicate adrenal suppression in patients treated with PULMICORT RESPULES versus placebo. However, 7 patients in this study (4 of whom received PULMICORT RESPULES 0.5 mg, 2 of whom received PULMICORT RESPULES 1 mg and 1 of whom received placebo) showed a shift from normal baseline stimulated cortisol level ( $\geq 500$  nmol/L) to a subnormal level ( $< 500$  nmol/L) at Week 12. In 4 of these patients receiving PULMICORT RESPULES, the cortisol values were near the cutoff value of 500 nmol/L.

The effects of PULMICORT RESPULES at doses of 0.5 mg twice daily, and 1 mg and 2 mg twice daily (2 times and 4 times the highest recommended total daily dose, respectively) on 24-hour urinary cortisol excretion were studied in 18 patients between 6 to 15 years of age with persistent asthma in a cross-over study design (4 weeks of treatment per dose level). There was a dose-related decrease in urinary cortisol excretion at 2 and 4 times the recommended daily dose. The two higher doses of PULMICORT RESPULES (1 and 2 mg twice daily) showed statistically significantly reduced (43-52%) urinary cortisol excretion compared to the run-in period. The highest recommended dose of PULMICORT RESPULES, 1 mg total daily dose, did not show statistically significantly reduced urinary cortisol excretion compared to the run-in period.

PULMICORT RESPULES, like other inhaled corticosteroid products, may impact the HPA axis, especially in susceptible individuals, in younger children, and in patients given high doses for prolonged periods [see *Warnings and Precautions* (5.5)].

### 12.3 Pharmacokinetics

#### *Absorption:*

In asthmatic children 4-6 years of age, the total absolute bioavailability (ie, lung + oral) following administration of PULMICORT RESPULES via jet nebulizer was approximately 6% of the labeled dose.

In children, a peak plasma concentration of 2.6 nmol/L was obtained approximately 20 minutes after nebulization of a 1 mg dose. Systemic exposure, as measured by AUC and  $C_{max}$ , is similar for young children and adults after inhalation of the same dose of PULMICORT RESPULES.

#### *Distribution:*

In asthmatic children 4-6 years of age, the volume of distribution at steady-state of budesonide was 3 L/kg, approximately the same as in healthy adults. Budesonide is 85-90% bound to plasma proteins, the degree of binding being constant over the concentration range (1-100 nmol/L) achieved with, and exceeding, recommended doses. Budesonide showed little or no binding to corticosteroid-binding globulin. Budesonide rapidly equilibrated with red blood cells in a concentration independent manner with a blood/plasma ratio of about 0.8.

*Metabolism:*

*In vitro* studies with human liver homogenates have shown that budesonide is rapidly and extensively metabolized. Two major metabolites formed via cytochrome P450 (CYP) isoenzyme 3A4 (CYP3A4) catalyzed biotransformation have been isolated and identified as 16 $\alpha$ -hydroxyprednisolone and 6 $\beta$ -hydroxybudesonide. The corticosteroid activity of each of these two metabolites is less than 1% of that of the parent compound. No qualitative difference between the *in vitro* and *in vivo* metabolic patterns has been detected. Negligible metabolic inactivation was observed in human lung and serum preparations.

*Excretion/Elimination:*

Budesonide is primarily cleared by the liver. Budesonide is excreted in urine and feces in the form of metabolites. In adults, approximately 60% of an intravenous radiolabeled dose was recovered in the urine. No unchanged budesonide was detected in the urine.

In asthmatic children 4-6 years of age, the terminal half-life of budesonide after nebulization is 2.3 hours, and the systemic clearance is 0.5 L/min, which is approximately 50% greater than in healthy adults after adjustment for differences in weight.

*Special Populations:*

No differences in pharmacokinetics due to race, gender, or age have been identified.

*Hepatic Insufficiency:*

Reduced liver function may affect the elimination of corticosteroids. The pharmacokinetics of budesonide were affected by compromised liver function as evidenced by a doubled systemic availability after oral ingestion. The intravenous pharmacokinetics of budesonide were, however, similar in cirrhotic patients and in healthy adults.

*Nursing Mothers:*

The disposition of budesonide when delivered by inhalation from a dry powder inhaler at doses of 200 or 400 mcg twice daily for at least 3 months was studied in eight lactating women with asthma from 1 to 6 months postpartum. Systemic exposure to budesonide in these women appears to be comparable to that in non-lactating women with asthma from other studies. Breast milk obtained over eight hours post-dose revealed that the maximum concentration of budesonide for the 400 and 800 mcg doses was 0.39 and 0.78 nmol/L, respectively, and occurred within 45 minutes after dosing. The

estimated oral daily dose of budesonide from breast milk to the infant is approximately 0.007 and 0.014 mcg/kg/day for the two dose regimens used in this study, which represents approximately 0.3% to 1% of the dose inhaled by the mother. Budesonide levels in plasma samples obtained from five infants at about 90 minutes after breast-feeding (and about 140 minutes after drug administration to the mother) were below quantifiable levels (<0.02 nmol/L in four infants and <0.04 nmol/L in one infant) [see *Use In Specific Populations, Nursing Mothers* (8.3)].

#### Drug-Drug Interactions

##### *Inhibitors of cytochrome P450 enzymes*

**Ketoconazole:** Ketoconazole, a strong inhibitor of cytochrome P450 (CYP) isoenzyme 3A4 (CYP3A4), the main metabolic enzyme for corticosteroids, increased plasma levels of orally ingested budesonide [see *Warnings and Precautions* (5.12) and *Drug Interactions* (7.1)].

**Cimetidine:** At recommended doses, cimetidine, a non-specific inhibitor of CYP enzymes, had a slight but clinically insignificant effect on the pharmacokinetics of oral budesonide.

### 13 NONCLINICAL TOXICOLOGY

#### 13.1 Carcinogenesis, Mutagenesis, Impairment of Fertility

In a two-year study in Sprague-Dawley rats, budesonide caused a statistically significant increase in the incidence of gliomas in male rats at an oral dose of 50 mcg/kg (approximately 0.4 and 0.1 times, respectively, the maximum recommended daily inhalation dose in adults and children 12 months to 8 years of age on a mcg/m<sup>2</sup> basis). No tumorigenicity was seen in male rats at oral doses up to 25 mcg/kg (approximately 0.2 and 0.06 times, respectively, the maximum recommended daily inhalation dose in adults and children 12 months to 8 years of age on a mcg/m<sup>2</sup> basis) and in female rats at oral doses up to 50 mcg/kg (approximately 0.4 and 0.1 times, respectively, the maximum recommended daily inhalation dose in adults and children 12 months to 8 years of age on a mcg/m<sup>2</sup> basis). In two additional two-year studies in male Fischer and Sprague-Dawley rats, budesonide caused no gliomas at an oral dose of 50 mcg/kg (approximately 0.4 and 0.1 times, respectively, the maximum recommended daily inhalation dose in adults and children 12 months to 8 years of age on a mcg/m<sup>2</sup> basis). However, in the male Sprague-Dawley rats, budesonide caused a statistically significant increase in the incidence of hepatocellular tumors at an oral dose of 50 mcg/kg (approximately 0.4 and 0.1 times, respectively, the maximum recommended daily inhalation dose in adults and children 12 months to 8 years of age on a mcg/m<sup>2</sup> basis). The concurrent reference corticosteroids (prednisolone and triamcinolone acetonide) in these two studies showed similar findings.

In a 91-week study in mice, budesonide caused no treatment-related carcinogenicity at oral doses up to 200 mcg/kg (approximately 0.8 and 0.2 times, respectively, the maximum recommended daily inhalation dose in adults and children 12 months to 8 years of age on a mcg/m<sup>2</sup> basis).

Budesonide was not mutagenic or clastogenic in six different test systems: Ames *Salmonella*/microsome plate test, mouse micronucleus test, mouse lymphoma test, chromosome aberration test in human lymphocytes, sex-linked recessive lethal test in *Drosophila melanogaster*, and DNA repair analysis in rat hepatocyte culture.

In rats, budesonide had no effect on fertility at subcutaneous doses up to 80 mcg/kg approximately 0.6 times the maximum recommended daily inhalation dose in adults on a mcg/m<sup>2</sup> basis. However, it caused a decrease in prenatal viability and viability in the pups at birth and during lactation, along with a decrease in maternal body-weight gain, at subcutaneous doses of 20 mcg/kg and above approximately 0.2 times than the maximum recommended daily inhalation dose in adults on a mcg/m<sup>2</sup> basis. No such effects were noted at 5 mcg/kg (approximately 0.04 times the maximum recommended daily inhalation dose in adults on a mcg/m<sup>2</sup> basis).

### **13.2 Animal Toxicology Reproductive Toxicology**

As with other corticosteroids, budesonide was teratogenic and embryocidal in rabbits and rats. Budesonide produced fetal loss, decreased pup weights, and skeletal abnormalities at a subcutaneous dose of 25 mcg/kg in rabbits (approximately 0.4 times the maximum recommended daily inhalation dose in adults on a mcg/m<sup>2</sup> basis) and at a subcutaneous dose of 500 mcg/kg in rats (approximately 4 times the maximum recommended daily inhalation dose in adults on a mcg/m<sup>2</sup> basis). In another study in rats, no teratogenic or embryocidal effects were seen at inhalation doses up to 250 mcg/kg (approximately 2 times the maximum recommended daily inhalation dose in adults on a mcg/m<sup>2</sup> basis).

## 14 CLINICAL STUDIES

Three double-blind, placebo-controlled, parallel group, randomized U.S. clinical trials of 12-weeks duration each were conducted in 1018 pediatric patients, 6 months to 8 years of age, 657 males and 361 females (798 Caucasians, 140 Blacks, 56 Hispanics, 3 Asians, 21 Others) with persistent asthma of varying disease duration (2 to 107 months) and severity. Doses of 0.25 mg, 0.5 mg, and 1 mg administered either once or twice daily were compared to placebo to provide information about appropriate dosing to cover a range of asthma severity. A Pari-LC-Jet Plus Nebulizer (with a face mask or mouthpiece) connected to a Pari Master compressor was used to deliver PULMICORT RESPULES to patients in the 3 U.S. controlled clinical trials. The co-primary endpoints were nighttime and daytime asthma symptom scores (0-3 scale). Improvements were addressed in terms of the primary efficacy variables of changes from baseline to the double-blind treatment period in nighttime and daytime asthma symptom scores (scale 0-3) as recorded in the patient diaries. Baseline was defined as the mean of the last seven days prior to randomization). The double-blind treatment period was defined as the mean over 12 week treatment period. Each of the five doses discussed below were studied in one or two, but not all three of the U.S. studies.

Results of the 3 controlled clinical trials for recommended dosages of budesonide inhalation suspension (0.25 mg to 0.5 mg once or twice daily, or 1 mg once daily, up to a total daily dose of 1 mg) in 946 patients, 12 months to 8 years of age, are presented below. Statistically significant decreases in nighttime and daytime symptom scores of asthma were observed at PULMICORT RESPULES doses of 0.25 mg once daily (one study), 0.25 mg twice daily, and 0.5 mg twice daily compared to placebo. Use of PULMICORT RESPULES resulted in statistically significant decreases in either nighttime or daytime symptom scores, but not both, at doses of 1 mg once daily, and 0.5 mg once daily (one study). Symptom reduction in response to PULMICORT RESPULES occurred across gender and age. Statistically significant reductions in the need for bronchodilator therapy were also observed at all the doses of PULMICORT RESPULES studied.

Improvements in lung function were associated with PULMICORT RESPULES in the subgroup of patients capable of performing lung function testing. Statistically significant increases were seen in FEV<sub>1</sub> [PULMICORT RESPULES 0.5 mg once daily and 1 mg once daily (one study); 0.5 mg twice daily] and morning PEF [PULMICORT RESPULES 1 mg once daily (one study); 0.25 mg twice daily; 0.5 mg twice daily] compared to placebo.

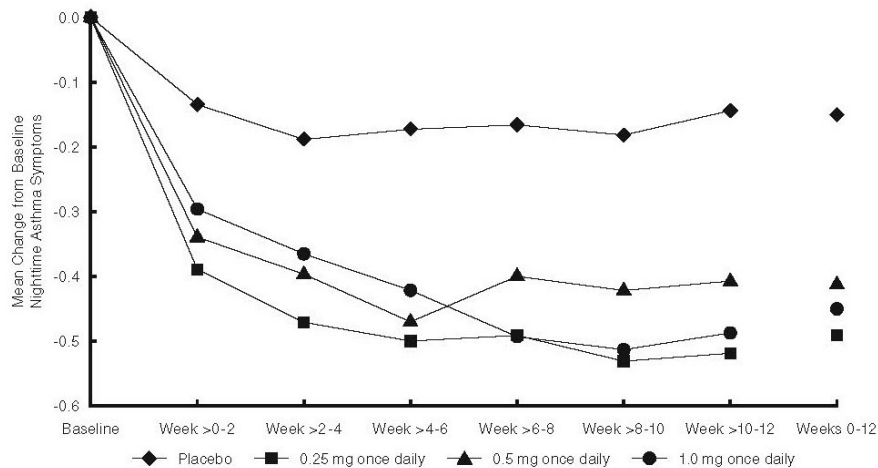
A numerical reduction in nighttime and daytime symptom scores (0-3 scale) of asthma was observed within 2-8 days, although maximum benefit was not achieved for 4-6 weeks after starting treatment. The reduction in nighttime and daytime asthma symptom scores was maintained throughout the 12 weeks of the double-blind trials.

#### **Patients Not Receiving Inhaled Corticosteroid Therapy**

The efficacy of PULMICORT RESPULES at doses of 0.25 mg, 0.5 mg, and 1 mg once daily was evaluated in 344 pediatric patients, 12 months to 8 years of age, with mild to moderate persistent asthma (mean baseline nighttime asthma symptom scores of the treatment groups ranged from 1.07 to 1.34) who were not well controlled by bronchodilators alone. The changes from baseline to Weeks 0-12 in nighttime asthma symptom scores are shown in Figure 1. Nighttime asthma symptom scores showed statistically significant decreases in the patients treated with PULMICORT RESPULES compared to placebo. Similar decreases were also observed for daytime asthma symptom scores.

Changes from baseline to the double-blind phase for the budesonide treatment groups compared to placebo were made using analysis of variance techniques. The model included terms for the respective changes from baseline as the dependent variable and terms for treatment, center and treatment by center interaction as exploratory variables. (See Figures 1-3).

Figure 1: A 12-Week Trial in Pediatric Patients Not on Inhaled Corticosteroid Therapy Prior to Study Entry. Nighttime Asthma Change from Baseline



p-value – 0.25 mg: 0.001, 0.5mg: 0.010, 1.0 mg: 0.009

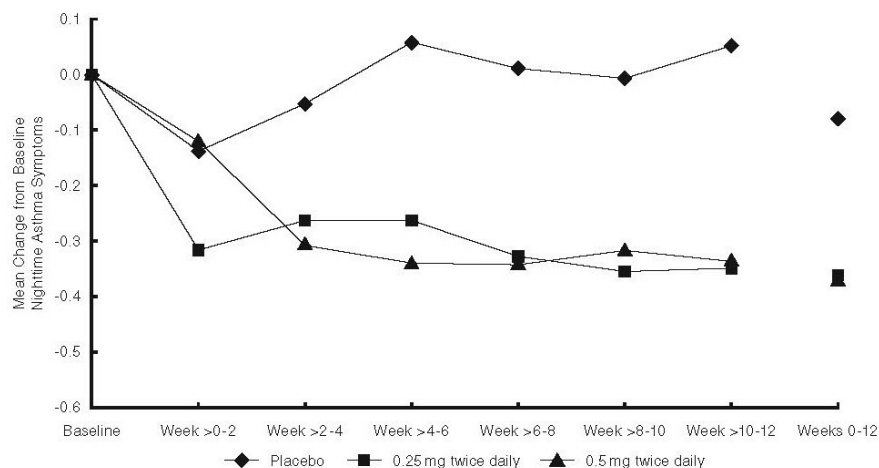
### Patients Previously Maintained on Inhaled Corticosteroids

The efficacy of PULMICORT RESPULES at doses of 0.25 mg and 0.5 mg twice daily was evaluated in 133 pediatric asthma patients, 4 to 8 years of age, previously maintained on inhaled corticosteroids (mean FEV<sub>1</sub> 79.5% predicted; mean baseline nighttime asthma symptom scores of the treatment groups ranged from 1.04 to 1.18; mean baseline dose of beclomethasone dipropionate of 265 mcg/day, ranging between 42 to 1008 mcg/day; mean baseline dose of triamcinolone acetonide of 572 mcg/day, ranging between 200 to 1200 mcg/day). The changes from baseline to Weeks 0-12 in nighttime asthma symptom scores are shown in Figure 2. Nighttime asthma symptom scores showed statistically significant decreases in patients treated with PULMICORT RESPULES compared to placebo. Similar decreases were also observed for daytime asthma symptom scores.

Statistically significant increases in FEV<sub>1</sub> compared to placebo were observed with PULMICORT RESPULES at a dose of 0.5 mg twice daily and in morning PEF for both doses (0.25 mg and 0.5 mg twice daily).

Figure 2: A 12-Week Trial in Pediatric Patients Previously Maintained on Inhaled Corticosteroid Therapy Prior to Study Entry.

Nighttime Asthma Change from Baseline



p-values: 0.25 mg: 0.022, 0.5 mg: 0.021

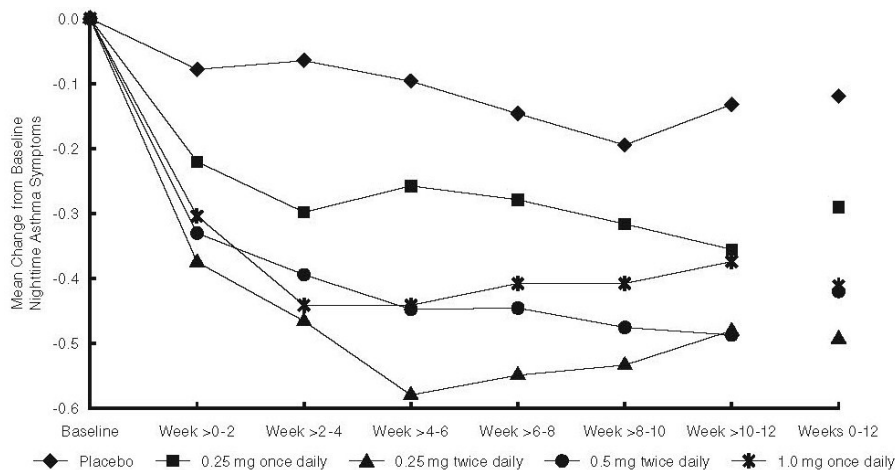
### Patients Receiving Once-Daily or Twice-Daily Dosing

The efficacy of PULMICORT RESPULES at doses of 0.25 mg once daily, 0.25 mg twice daily, 0.5 mg twice daily, and 1 mg once daily, was evaluated in 469 pediatric patients 12 months to 8 years of age (mean baseline nighttime asthma symptom scores of the treatment groups ranged from 1.13 to 1.31). Approximately 70% were not previously receiving inhaled corticosteroids. The changes from baseline to Weeks 0-12 in nighttime asthma symptom scores are shown in Figure 3. PULMICORT RESPULES at doses of 0.25 mg and 0.5 mg twice daily, and 1 mg once daily, demonstrated statistically significant decreases in nighttime asthma symptom scores compared to placebo. Similar decreases were also observed for daytime asthma symptom scores.

PULMICORT RESPULES at a dose of 0.5 mg twice daily resulted in statistically significant increases compared to placebo in FEV<sub>1</sub>, and at doses of 0.25 mg and 0.5 mg twice daily and 1 mg once daily statistically significant increases in morning PEF.

The evidence supports the efficacy of the same nominal dose of PULMICORT RESPULES administered on either a once-daily or twice-daily schedule. However, when all measures are considered together, the evidence is stronger for twice-daily dosing (see DOSAGE AND ADMINISTRATION).

Figure 3: A 12-Week Trial in Pediatric Patients Either Maintained on Bronchodilators Alone or Inhaled Corticosteroid Therapy Prior to Study Entry.  
Nighttime Asthma Change from Baseline



p-values: 0.25 mg qd: 0.121, 0.25 mg bid: <0.001, 0.5 mg bid: 0.003, 1.0 mg qd: 0.005

## 16 HOW SUPPLIED/STORAGE AND HANDLING

PULMICORT RESPULES is supplied in sealed aluminum foil envelopes containing one plastic strip of five single-dose RESPULES ampules together with patient instructions for use. There are 30 RESPULES ampules in a carton. Each single-dose RESPULES ampule contains 2 mL of sterile liquid suspension.

PULMICORT RESPULES is available in three strengths, each containing 2 mL:

NDC 0186-1988-04	0.25 mg/2 mL
NDC 0186-1989-04	0.5 mg/2 mL
NDC 0186-1990-04	1 mg/2 mL

PULMICORT RESPULES should be stored upright at controlled room temperature 20-25°C (68-77°F) [see USP], and protected from light. When an envelope has been opened, the shelf life of the unused RESPULES ampules is 2 weeks when protected. After opening the aluminum foil envelope, the unused RESPULES ampules should be returned to the aluminum foil envelope to protect them from light. Any opened RESPULES ampule must be used promptly. Gently shake the RESPULES ampule using a circular motion before use. Keep out of reach of children. Do not freeze.

## 17 PATIENT COUNSELING INFORMATION

### **17.1 Administration with a Jet Nebulizer**

Patients should be advised that PULMICORT RESPULES should be administered with a jet nebulizer connected to a compressor with an adequate air flow, equipped with a mouthpiece or suitable face mask. Ultrasonic nebulizers are not suitable for the adequate administration of PULMICORT RESPULES and, therefore, are not recommended. The effects of mixing PULMICORT RESPULES with other nebulizable medications have not been adequately assessed. PULMICORT RESPULES should be administered separately in the nebulizer [see *Dosage and Administration (2)*].

### **17.2 Oral Candidiasis**

Patients should be advised that localized infections with *Candida albicans* occurred in the mouth and pharynx in some patients. If oropharyngeal candidiasis develops, it should be treated with appropriate local or systemic (i.e. oral) antifungal therapy while still continuing therapy with PULMICORT RESPULES, but at times therapy with PULMICORT RESPULES may need to be temporarily interrupted under close medical supervision. Rinsing the mouth after inhalation is advised [see *Warnings and Precautions (5.1)*].

### **17.3 Not for Acute Symptoms**

PULMICORT RESPULES is not meant to relieve acute asthma symptoms and extra doses should not be used for that purpose. Acute symptoms should be treated with an inhaled, short-acting beta<sub>2</sub>-agonist such as albuterol. (The healthcare professional should provide that patient with such medication and instruct the patient in how it should be used.) Patients should be instructed to notify their healthcare professional immediately if they experience any of the following:

- Decreasing effectiveness of inhaled, short-acting beta<sub>2</sub>-agonists
- Need for more inhalations than usual of inhaled, short-acting beta<sub>2</sub>-agonists
- Significant decrease in lung function as outlined by the physician

Patients should not stop therapy with PULMICORT RESPULES without physician/provider guidance since symptoms may recur after discontinuation [see *Warnings and Precautions (5.2)*]

#### **17.4 Hypersensitivity including Anaphylaxis**

Hypersensitivity reactions including anaphylaxis, rash, contact dermatitis, urticaria, angioedema, and bronchospasm have been reported with use of PULMICORT RESPULES. Discontinue PULMICORT RESPULES if such reactions occur [see *Contraindications (4); Warning and Precautions (5.3)*].

#### **17.5 Immunosuppression**

Patients who are on immunosuppressant doses of corticosteroids should be warned to avoid exposure to chickenpox or measles and, if exposed, to consult their physician without delay. If exposure to such a person occurs, and the child has not had chicken pox or been properly vaccinated, a physician should be consulted without delay. Patients should be informed of potential worsening of existing tuberculosis, fungal, bacterial, viral, or parasitic infections, or ocular herpes simplex [see *Warnings and Precautions (5.4)*].

#### **17.6 Hypercorticism and Adrenal Suppression**

Patients should be advised that PULMICORT RESPULES may cause systemic corticosteroid effects of hypercorticism and adrenal suppression. Additionally, patients should be instructed that deaths due to adrenal insufficiency have occurred during and after transfer from systemic corticosteroids. Patients should taper slowly from systemic corticosteroids if transferring to PULMICORT RESPULES [see *Warnings and Precautions (5.6)*].

#### **17.7 Reduction in Bone Mineral Density**

Patients who are at an increased risk for decreased BMD should be advised that the use of corticosteroids may pose an additional risk [see *Warnings and Precautions (5.7)*].

#### **17.8 Reduced Growth Velocity**

Patients should be informed that orally inhaled corticosteroids, including PULMICORT RESPULES, may cause a reduction in growth velocity when administered to pediatric patients. Healthcare professionals should closely follow the growth of children and adolescents taking corticosteroids by any route [see *Warnings and Precautions (5.8)*].

#### **17.9 Ocular Effects**

Long-term use of inhaled corticosteroids may increase the risk of some eye problems (cataracts or glaucoma); regular eye examinations should be considered [see *Warnings and Precautions (5.9)*].

### 17.10 Use Daily

Patients should be advised to use PULMICORT RESPULES at regular intervals once or twice a day, since its effectiveness depends on regular use. Maximum benefit may not be achieved for 4 to 6 weeks or longer after starting treatment. If symptoms do not improve in that time frame or if the condition worsens, patients should be instructed to contact their healthcare professional.

### 17.11 FDA-Approved Patient Labeling

*See accompanying Patient Information and Instructions for Use.*

#### Patient Information and Instructions for Use

**PULMICORT RESPULES (baw DEH so nide)**  
*(budesonide) inhalation suspension*

2 mL ampules containing 0.25 mg, 0.5 mg, or 1 mg

**For inhalation only.**

**Do not swallow.**

**Only use PULMICORT RESPULES with a jet nebulizer machine that is connected to an air compressor.  
Do not use with an ultrasonic nebulizer.**

Read the Patient Information that comes with PULMICORT RESPULES before your child starts using it and each time you get a refill. There may be new information. This information does not take the place of talking with your healthcare provider about your child's medical condition or treatment. If you have any questions about PULMICORT RESPULES, ask your healthcare provider or pharmacist.

#### **What is PULMICORT RESPULES?**

PULMICORT RESPULES is an inhaled corticosteroid medicine. PULMICORT RESPULES is a long-term maintenance medicine used to control and prevent asthma symptoms in children ages 12 months to 8 years.

Inhaled corticosteroids help to decrease inflammation in the lungs. Inflammation in the lungs can lead to asthma symptoms. PULMICORT RESPULES helps reduce swelling and inflammation in the lungs, and helps keep the airways open to reduce asthma symptoms.

**PULMICORT RESPULES does not treat the sudden symptoms (wheezing, cough, shortness of breath, and chest pain or tightness) of an asthma attack. Always have a short-acting beta<sub>2</sub>-agonist medicine (rescue inhaler) with you to treat sudden symptoms. If your child does not have an inhaled, short-acting bronchodilator, ask your healthcare provider to have one prescribed for your child.**

It is not known if PULMICORT RESPULES is safe or effective in children younger than 12 months or older than 8 years.

### **Who should not use PULMICORT RESPULES?**

**Do not use PULMICORT RESPULES:**

- **to treat sudden symptoms of asthma**
- **if your child is allergic to budesonide or any of the ingredients in PULMICORT RESPULES. See the end of this leaflet for a complete list of ingredients in PULMICORT RESPULES.**

### **What should I tell my healthcare provider before using PULMICORT RESPULES?**

Before your child uses PULMICORT RESPULES, tell your healthcare provider if your child:

- has an allergy. See the section “Who should not use PULMICORT RESPULES? There is a complete list of ingredients in PULMICORT RESPULES at the end of this leaflet.
- has or recently had chicken pox or measles, or has recently been near anyone with chicken pox or measles.
- has or had tuberculosis of the respiratory tract.
- has certain kinds of infections that have not been treated, including:
  - fungal infections
  - bacterial infections
  - viral infections
  - parasitic infections
  - herpes simplex infection of the eye (ocular herpes simplex)

PULMICORT RESPULES may not be right for children who have had any of these types of infections.

- has decreased bone mineral density (bone strength). Your child is at risk for decreased bone mineral density if he or she:
  - is inactive for a long period of time
  - has a family history of osteoporosis
  - does not eat well (poor nutrition)
  - takes bone thinning medicines (such as anticonvulsant medicines or corticosteroids) for a long time.
- has an eye problem such as increased pressure in the eye, glaucoma or cataracts.
- has liver problems
- is planning to have surgery.
- has any other medical conditions.
- is pregnant or plans to become pregnant. It is not known if PULMICORT RESPULES will harm your unborn baby.
- is breast-feeding or plans to breast-feed. PULMICORT RESPULES can pass into breast milk. You and your healthcare provider should decide if you will use PULMICORT RESPULES or breast-feed.

Tell your healthcare provider about all the medicine your child takes, including prescription and non-prescription medicines, vitamins, and herbal supplements.

Using PULMICORT RESPULES with certain other medicines may affect each other causing side effects.

Especially tell your healthcare provider if your child takes:

- corticosteroids
- anti-seizure medicine (anticonvulsants)
- medicines that suppress the immune system (immunosuppressant)
- ketoconazole (Nizoral)
- certain medicines that can affect how your liver breaks down medicine

Ask your healthcare provider or pharmacist for a list of these medicines, if you are not sure.

Know the medicines your child takes. Keep a list of them and show it to your healthcare provider and pharmacist when your child gets a new medicine.

### **How should I use PULMICORT RESPULES?**

- Use PULMICORT RESPULES exactly as prescribed by your healthcare provider. Your child must use PULMICORT RESPULES regularly for it to work.

- PULMICORT RESPULES comes in three strengths. Your healthcare provider has prescribed the strength that is best for your child.
- Do not stop using PULMICORT RESPULES, and do not change your child's dose of PULMICORT RESPULES without talking to your healthcare provider.
- PULMICORT RESPULES is for inhaled use only. Use PULMICORT RESPULES with a jet nebulizer connected to an air compressor set up with a mouthpiece or face mask. Do not use an ultrasonic nebulizer to give PULMICORT RESPULES.
- Do not mix PULMICORT RESPULES with other nebulizer medicines. If your child uses another medicine by inhalation to treat asthma, talk with your healthcare provider for instructions on when to use the other medicine.
- If your child misses a dose, just give the next regularly scheduled dose when it is due. Do not use PULMICORT RESPULES more often than has been prescribed.
- Improvement in the control of asthma symptoms with PULMICORT RESPULES can occur within 2-8 days. It may take up to 4-6 weeks before maximum improvement is seen.
- Make sure your child always has a short-acting beta<sub>2</sub>-agonist medicine with him or her. Your child should use the short-acting beta<sub>2</sub>-agonist medicine for breathing problems between doses of PULMICORT RESPULES or if a sudden asthma attack happens. Call your healthcare provider right away if:
  - the short-acting rescue medicine does not work as well for relieving asthma symptoms.
  - your child needs to use the short-acting rescue medicines more often than usual.
  - your child's breathing problems worsen with PULMICORT RESPULES
- Rinse your child's mouth with water and have him or her spit the water out after each PULMICORT RESPULES treatment. Do not swallow the water. This will lessen the chance of getting a fungal infection (thrush) in the mouth.

- If your child has used long-term corticosteroids and the dose is now being lowered or stopped, a warning card should be carried stating that your child may need corticosteroids during times of stress or during an asthma attack that does not get better with bronchodilator medicines.
- Your healthcare provider may check your child's blood, breathing and do eye exams while using PULMICORT RESPULES.
- Read the Patient Information and Instructions for Use at the end of this leaflet for detailed instructions about how to use PULMICORT RESPULES.

### **What are the possible side effects of PULMICORT RESPULES?**

PULMICORT RESPULES may cause serious side effects including:

- Thrush (*candida*), a fungal infection in your mouth and throat. Tell your healthcare provider if your child has any redness or white colored patches in the mouth or throat.
- Worsening of asthma or sudden asthma attacks.
- Allergic reactions. Tell your healthcare provider or get medical help right away if your child has:
  - skin rash, redness or swelling
  - severe itching
  - swelling of the face, mouth and tongue
  - trouble breathing or swallowing
  - chest pain
  - anxiety (feeling of doom)
- Immune system effects and a higher chance of infections. Your child is more likely to get infections when taking medicines that weaken the immune system. Symptoms of infection may include: fever, pain, aches, chills, feeling tired, nausea and vomiting. Tell your healthcare provider about any signs of infection while your child uses PULMICORT RESPULES.
- Adrenal insufficiency. Adrenal insufficiency is a condition in which the adrenal glands do not make enough steroid hormones. Symptoms of adrenal insufficiency include tiredness, weakness, nausea and vomiting, and low blood pressure.

- Decrease in bone mineral density (bone strength). Your healthcare provider may want to check your child for this during treatment with PULMICORT RESPULES.
- Slowed or delayed growth problems. Your child's healthcare provider may want to monitor your child's growth while using PULMICORT RESPULES.
- Eye problems, including glaucoma and cataracts. Your child's healthcare provider may suggest eye exams while using PULMICORT RESPULES.
- **Increased wheezing right after taking PULMICORT RESPULES. Always have a fast-acting inhaled bronchodilator medicine with you to treat sudden wheezing.**

Call your healthcare provider or get medical help right away if your child has any of the serious side effects listed above.

The most common side effects of PULMICORT RESPULES include:

- respiratory infections. Symptoms may include stuffy nose, sore nose and throat.
- runny nose
- cough
- viral infections
- viral irritation and inflammation of the stomach and intestine (gastroenteritis). Gastroenteritis symptoms may include: stomach area pain, diarrhea, nausea and vomiting, and loss of appetite.
- ear infections
- nosebleed
- pink eye (conjunctivitis)
- rash

Tell your healthcare provider if your child has any side effect that bothers him or her or that does not go away.

For more information, ask your healthcare provider or pharmacist.

Call your healthcare provider for medical advice about side effects. You may report side effects to AstraZeneca at 1-800-236-9933 or the FDA at 1-800-FDA-1088 or [www.fda.gov/medwatch](http://www.fda.gov/medwatch).

### **How should I store PULMICORT RESPULES?**

- Store PULMICORT RESPULES in an upright position between 68°F to 77°F (20°C to 25°C).

- Keep PULMICORT RESPULES in the aluminium foil envelope to protect from light until ready to use.
- After a PULMICORT RESPULES ampule is opened it should be used right away.
- PULMICORT RESPULES ampules can be stored for 2 weeks after opening the protective aluminium foil envelope.
- Throw away PULMICORT RESPULES ampules if not used within 2 weeks of opening the protective aluminium foil envelope.
- Do not refrigerate or freeze.

**Keep PULMICORT RESPULES and all medicines out of the reach of children.**

### **General Information about PULMICORT RESPULES**

Medicines are sometimes prescribed for conditions other than those listed in a Patient Information leaflet. Do not use PULMICORT RESPULES for a condition for which it was not prescribed. Do not give PULMICORT RESPULES to other people, even if they have the same symptoms that you have. It may harm them.

This Patient Information leaflet summarizes the most important information about PULMICORT RESPULES. If you would like more information, talk with your healthcare provider. You can ask your pharmacist or healthcare provider for information about PULMICORT RESPULES that is written for health professionals.

For more information, go to [www.pulmicortrespules.com](http://www.pulmicortrespules.com) or call AstraZeneca at 1-800-236-9933.

### **What are the ingredients in PULMICORT RESPULES?**

Active ingredient: budesonide

Inactive ingredients: disodium edetate, sodium chloride, sodium citrate, citric acid, polysorbate 80 and water for injection.

### **Patient Instructions for Use**

#### **Important:**

**PULMICORT RESPULES is only for use with a jet nebulizer machine. Make sure you know how to use your jet nebulizer machine before your child uses PULMICORT RESPULES.**

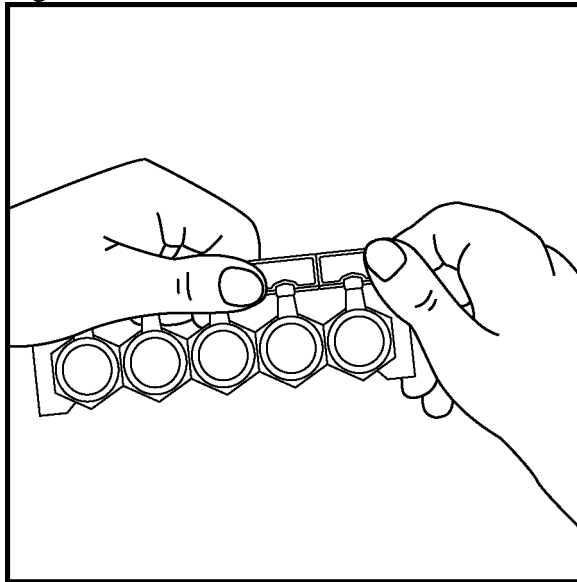
**PULMICORT RESPULES is a liquid that is turned into a mist by a nebulizer and inhaled into the lungs.**

**The face mask should be properly adjusted to optimize delivery and to avoid exposing the eyes to the nebulized medication. Corticosteroid effects on the skin can be avoided if the face is washed after the use of a face mask.**

1. PULMICORT RESPULES come in a sealed protective aluminium foil envelope.
  - Do not open the sealed pouch until you are ready to use a dose of PULMICORT RESPULES.
  - Open the sealed foil envelope along the dotted line and take out 1 single-dose ampule from the strip. See Figure 1.
  - Record the date that you opened the foil on the back of the envelope in the space provided.

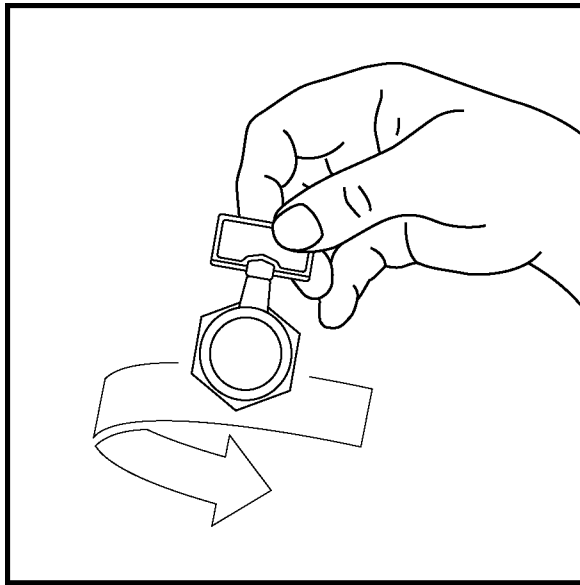
Return the unopened PULMICORT RESPULES<sup>®</sup> ampules on the strip back into the foil envelope before storing.

Figure 1



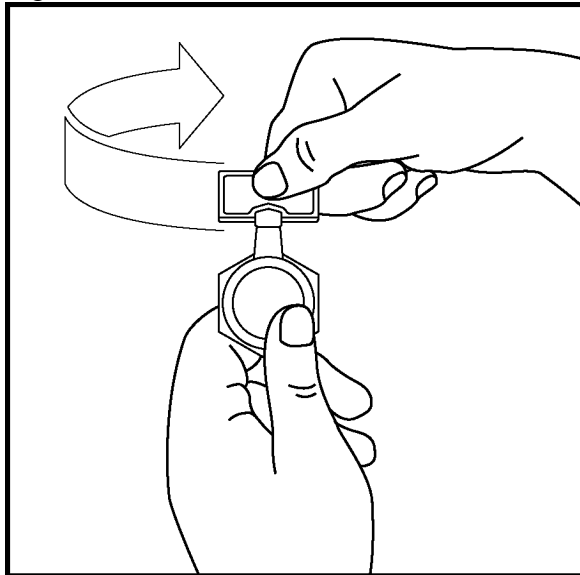
2. Gently shake the PULMICORT RESPULES ampule using a circular motion as shown in Figure 2.

Figure 2



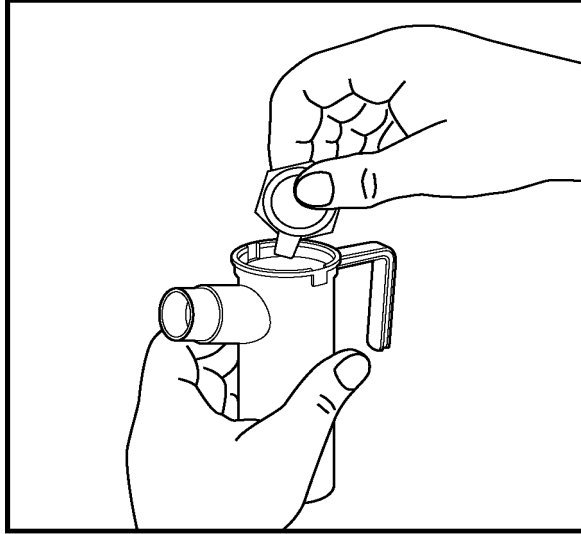
3. Hold the PULMICORT RESPULES ampule upright without squeezing the ampule and open by twisting off the top as shown in Figure 3.

Figure 3



4. Place the open end of the PULMICORT RESPULES ampule into the nebulizer cup (reservoir) and slowly squeeze all of the medicine from the ampule into the nebulizer medicine cup as shown in Figure 4. Throw away the empty ampule.

Figure 4



5. Use your jet nebulizer as directed.

Revised: 04/10

©AstraZeneca 2007, 2010

Manufactured for: AstraZeneca LP, Wilmington, DE 19850

By: AstraZeneca AB, Sodertalje, Sweden

Product of Sweden

All trademarks are the property of the AstraZeneca group of companies.

XXXXX-XX