

NDA 20-973/S-009

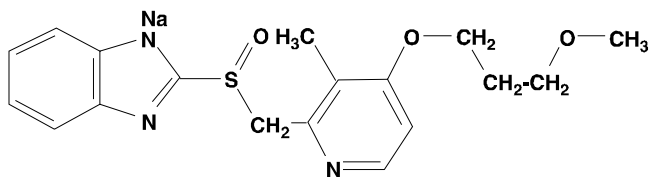
Page 4

ACIPHEX®
a-se-feks\
(rabeprazole sodium)

Delayed-Release Tablets

DESCRIPTION

The active ingredient in ACIPHEX® Delayed-Release Tablets is rabeprazole sodium, a substituted benzimidazole that inhibits gastric acid secretion. Rabeprazole sodium is known chemically as 2-[[[4-(3-methoxypropoxy)-3-methyl-2-pyridinyl]-methyl]sulfinyl]-1*H*-benzimidazole sodium salt. It has an empirical formula of C₁₈H₂₀N₃NaO₃S and a molecular weight of 381.43. Rabeprazole sodium is a white to slightly yellowish-white solid. It is very soluble in water and methanol, freely soluble in ethanol, chloroform and ethyl acetate and insoluble in ether and n-hexane. The stability of rabeprazole sodium is a function of pH; it is rapidly degraded in acid media, and is more stable under alkaline conditions. The structural formula is:



RABEPRAZOLE SODIUM

ACIPHEX® is available for oral administration as delayed-release, enteric-coated tablets containing 20 mg of rabeprazole sodium. Inactive ingredients are mannitol, hydroxypropyl cellulose, magnesium oxide, low-substituted hydroxypropyl cellulose, magnesium stearate, ethylcellulose, hydroxypropyl methylcellulose phthalate, diacetylated monoglycerides, talc, titanium dioxide, carnauba wax, and ferric oxide (yellow) as a coloring agent.

CLINICAL PHARMACOLOGY

Pharmacokinetics and Metabolism

ACIPHEX® delayed-release tablets are enteric-coated to allow rabeprazole sodium, which is acid labile, to pass through the stomach relatively intact. After oral administration of 20 mg ACIPHEX®, peak plasma concentrations (C_{max}) of rabeprazole occur over a range of 2.0 to 5.0 hours (T_{max}). The rabeprazole C_{max} and AUC are linear over an oral dose range of 10 mg to 40 mg. There is no appreciable accumulation when doses of 10 mg to 40 mg are administered every 24 hours; the pharmacokinetics of rabeprazole are not altered by multiple dosing. The plasma half-life ranges from 1 to 2 hours.

Absorption: Absolute bioavailability for a 20 mg oral tablet of rabeprazole (compared to intravenous administration) is approximately 52%.

The effects of food on the absorption of rabeprazole have not been evaluated.

Distribution: Rabeprazole is 96.3% bound to human plasma proteins.

Metabolism: Rabeprazole is extensively metabolized. The thioether and sulphone are the primary metabolites measured in human plasma. These metabolites were not observed to have significant antiseecretory activity. *In vitro* studies have demonstrated that rabeprazole is metabolized in the liver primarily by cytochromes P450 3A (CYP3A) to a sulphone metabolite and cytochrome P450 2C19 (CYP2C19) to desmethyl rabeprazole. The thioether metabolite is formed non-enzymatically by reduction of rabeprazole. CYP2C19 exhibits a known genetic polymorphism due to its deficiency in some sub-populations (e.g. 3 to 5% of Caucasians and 17 to 20% of Asians). Rabeprazole metabolism is slow in these sub-populations, therefore, they are referred to as poor metabolizers of the drug.

Elimination: Following a single 20 mg oral dose of ¹⁴C-labeled rabeprazole, approximately 90% of the drug was eliminated in the urine, primarily as thioether carboxylic acid; its glucuronide, and mercapturic acid metabolites. The remainder of the dose was recovered in the feces. Total recovery of radioactivity was 99.8%. No unchanged rabeprazole was recovered in the urine or feces.

Special Populations

Geriatric: In 20 healthy elderly subjects administered 20 mg rabeprazole once daily for seven days, AUC values approximately

NDA 20-973/S-009

Page 5

doubled and the C_{max} increased by 60% compared to values in a parallel younger control group. There was no evidence of drug accumulation after once daily administration. (see PRECAUTIONS).

Pediatric: The pharmacokinetics of rabeprazole in pediatric patients under the age of 18 years have not been studied.

Gender and Race: In analyses adjusted for body mass and height, rabeprazole pharmacokinetics showed no clinically significant differences between male and female subjects. In studies that used different formulations of rabeprazole, $AUC_{0-\infty}$ values for healthy Japanese men were approximately 50-60% greater than values derived from pooled data from healthy men in the United States.

Renal Disease: In 10 patients with stable end-stage renal disease requiring maintenance hemodialysis (creatinine clearance ≤ 5 mL/min/1.73 m²), no clinically significant differences were observed in the pharmacokinetics of rabeprazole after a single 20 mg oral dose when compared to 10 healthy volunteers.

Hepatic Disease: In a single dose study of 10 patients with chronic mild to moderate compensated cirrhosis of the liver who were administered a 20 mg dose of rabeprazole, AUC_{0-24} was approximately doubled, the elimination half-life was 2- to 3-fold higher, and total body clearance was decreased to less than half compared to values in healthy men.

In a multiple dose study of 12 patients with mild to moderate hepatic impairment administered 20 mg rabeprazole once daily for eight days, $AUC_{0-\infty}$ and C_{max} values increased approximately 20% compared to values in healthy age- and gender-matched subjects. These increases were not statistically significant.

No information exists on rabeprazole disposition in patients with severe hepatic impairment. Please refer to the DOSAGE AND ADMINISTRATION section for information on dosage adjustment in patients with hepatic impairment.

PHARMACODYNAMICS

Mechanism of Action

Rabeprazole belongs to a class of antisecretory compounds (substituted benzimidazole proton-pump inhibitors) that do not exhibit anticholinergic or histamine H₂-receptor antagonist properties, but suppress gastric acid secretion by inhibiting the gastric H⁺, K⁺ATPase at the secretory surface of the gastric parietal cell. Because this enzyme is regarded as the acid (proton) pump within the parietal cell, rabeprazole has been characterized as a gastric proton-pump inhibitor. Rabeprazole blocks the final step of gastric acid secretion.

In gastric parietal cells, rabeprazole is protonated, accumulates, and is transformed to an active sulfenamide. When studied *in vitro*, rabeprazole is chemically activated at pH 1.2 with a half-life of 78 seconds. It inhibits acid transport in porcine gastric vesicles with a half-life of 90 seconds.

Antisecretory Activity

The anti-secretory effect begins within one hour after oral administration of 20 mg ACIPHEX®. The median inhibitory effect of ACIPHEX® on 24 hour gastric acidity is 88% of maximal after the first dose. ACIPHEX® 20 mg inhibits basal and peptone meal-stimulated acid secretion versus placebo by 86% and 95%, respectively, and increases the percent of a 24-hour period that the gastric pH>3 from 10% to 65% (see table below). This relatively prolonged pharmacodynamic action compared to the short pharmacokinetic half-life (1-2 hours) reflects the sustained inactivation of the H⁺, K⁺ATPase.

Gastric Acid Parameters
ACIPHEX® Versus Placebo After 7 Days of Once Daily Dosing

Parameter	ACIPHEX® (20 mg QD)	Placebo
Basal Acid Output (mmol/hr)	0.4*	2.8
Stimulated Acid Output (mmol/hr)	0.6*	13.3
% Time Gastric pH>3	65*	10

*(p<0.01 versus placebo)

Compared to placebo, ACIPHEX®, 10 mg, 20 mg, and 40 mg, administered once daily for 7 days significantly decreased intragastric acidity with all doses for each of four meal-related intervals and the 24-hour time period overall. In this study, there were no statistically significant differences between doses; however, there was a significant dose-related decrease in intragastric acidity. The ability of rabeprazole to cause a dose-related decrease in mean intragastric acidity is illustrated below.

NDA 20-973/S-009

Page 6

AUC Acidity (mmol^h/L)
ACIPHEX® Versus Placebo on Day 7
of Once Daily Dosing (mean±SD)

AUC interval (hrs)	Treatment			
	10 mg RBP (N=24)	20 mg RBP (N=24)	40 mg RBP (N=24)	Placebo (N=24)
08:00 – 13:00	19.6±21.5*	12.9±23*	7.6±14.7*	91.1±39.7
13:00 – 19:00	5.6±9.7*	8.3±29.8*	1.3±5.2*	95.5±48.7
19:00 – 22:00	0.1±0.1*	0.1±0.06*	0.0±0.02*	11.9±12.5
22:00 – 08:00	129.2±84*	109.6±67.2*	76.9±58.4*	479.9±165
AUC 0-24 hours	155.5±90.6*	130.9±81*	85.8±64.3*	678.5±216

*(p<0.001 versus placebo)

After administration of 20 mg ACIPHEX® once daily for eight days, the mean percent of time that gastric pH>3 or gastric pH>4 after a single dose (Day 1) and multiple doses (Day 8) was significantly greater than placebo (see table below). The decrease in gastric acidity and the increase in gastric pH observed with 20 mg ACIPHEX® administered once daily for eight days were compared to the same parameters for placebo, as illustrated below:

Gastric Acid Parameters
ACIPHEX® Once Daily Dosing Versus Placebo on Day 1 and Day 8

Parameter	ACIPHEX® 20 mg QD		Placebo	
	Day 1	Day 8	Day 1	Day 8
Mean AUC ₀₋₂₄ Acidity	340.8*	176.9*	925.5	862.4
Median trough pH (23-hr) ^a	3.77	3.51	1.27	1.38
% Time Gastric pH>3 ^b	54.6*	68.7*	19.1	21.7
% Time Gastric pH>4 ^b	44.1*	60.3*	7.6	11.0

^a No inferential statistics conducted for this parameter.

* (p<0.001 versus placebo)

^b Gastric pH was measured every hour over a 24-hour period.

Effects on Esophageal Acid Exposure

In patients with gastroesophageal reflux disease (GERD) and moderate to severe esophageal acid exposure, ACIPHEX® 20 mg and 40 mg per day decreased 24-hour esophageal acid exposure. After seven days of treatment, the percentage of time that esophageal pH<4 decreased from baselines of 24.7% for 20 mg and 23.7% for 40 mg, to 5.1% and 2.0%, respectively. Normalization of 24-hour intraesophageal acid exposure was correlated to gastric pH>4 for at least 35% of the 24-hour period; this level was achieved in 90% of subjects receiving ACIPHEX® 20 mg and in 100% of subjects receiving ACIPHEX® 40 mg. With ACIPHEX® 20 mg and 40 mg per day, significant effects on gastric and esophageal pH were noted after one day of treatment, and more pronounced after seven days of treatment.

Effects on Serum Gastrin

In patients given daily doses of ACIPHEX® for up to eight weeks to treat ulcerative or erosive esophagitis and in patients treated for up to 52 weeks to prevent recurrence of disease the median fasting gastrin level increased in a dose-related manner. The group median values stayed within the normal range.

In a group of subjects treated daily with Aciphex 20 mg for 4 weeks a doubling of mean serum gastrin concentrations were observed. Approximately 35% of these treated subjects developed serum gastrin concentrations above the upper limit of normal.

In a study of CYP2C19 genotyped subjects in Japan, poor metabolizers developed statistically significantly higher serum gastrin concentrations than extensive metabolizers.

Effects on Enterochromaffin-like (ECL) Cells

Increased serum gastrin secondary to antisecretory agents stimulates proliferation of gastric ECL cells which, over time, may

NDA 20-973/S-009

Page 7

result in ECL cell hyperplasia in rats and mice and gastric carcinoids in rats, especially in females (see Carcinogenesis, Mutagenesis, Impairment of Fertility).

In over 400 patients treated with ACIPHEX® (10 or 20 mg/day) for up to one year, the incidence of ECL cell hyperplasia increased with time and dose, which is consistent with the pharmacological action of the proton-pump inhibitor. No patient developed the adenomatoid, dysplastic or neoplastic changes of ECL cells in the gastric mucosa. No patient developed the carcinoid tumors observed in rats.

Endocrine Effects

Studies in humans for up to one year have not revealed clinically significant effects on the endocrine system. In healthy male volunteers treated with ACIPHEX® for 13 days, no clinically relevant changes have been detected in the following endocrine parameters examined: 17 β -estradiol, thyroid stimulating hormone, tri-iodothyronine, thyroxine, thyroxine-binding protein, parathyroid hormone, insulin, glucagon, renin, aldosterone, follicle-stimulating hormone, luteotrophic hormone, prolactin, somatotrophic hormone, dehydroepiandrosterone, cortisol-binding globulin, and urinary 6 β -hydroxycortisol, serum testosterone and circadian cortisol profile.

Other Effects

In humans treated with ACIPHEX® for up to one year, no systemic effects have been observed on the central nervous, lymphoid, hematopoietic, renal, hepatic, cardiovascular, or respiratory systems. No data are available on long-term treatment with ACIPHEX® and ocular effects.

CLINICAL STUDIES

Healing of Erosive or Ulcerative Gastroesophageal Reflux Disease (GERD)

In a U.S., multicenter, randomized, double-blind, placebo-controlled study, 103 patients were treated for up to eight weeks with placebo, 10 mg, 20 mg or 40 mg ACIPHEX® QD. For this and all studies of GERD healing, only patients with GERD symptoms and at least grade 2 esophagitis (modified Hetzel-Dent grading scale) were eligible for entry. Endoscopic healing was defined as grade 0 or 1. Each rabeprazole dose was significantly superior to placebo in producing endoscopic healing after four and eight weeks of treatment. The percentage of patients demonstrating endoscopic healing was as follows:

Healing of Erosive or Ulcerative Gastroesophageal Reflux Disease (GERD) Percentage of Patients Healed

Week	10 mg ACIPHEX® QD N=27	20 mg ACIPHEX® QD N=25	40 mg ACIPHEX® QD N=26	Placebo N=25
4	63%*	56%*	54%*	0%
8	93%*	84%*	85%*	12%

*(p<0.001 versus placebo)

In addition, there was a statistically significant difference in favor of the ACIPHEX® 10 mg, 20 mg, and 40 mg doses compared to placebo at Weeks 4 and 8 regarding complete resolution of GERD heartburn frequency (p \leq 0.026). All ACIPHEX® groups reported significantly greater rates of complete resolution of GERD daytime heartburn severity compared to placebo at Weeks 4 and 8 (p \leq 0.036). Mean reductions from baseline in daily antacid dose were statistically significant for all ACIPHEX® groups when compared to placebo at both Weeks 4 and 8 (p \leq 0.007).

In a North American multicenter, randomized, double-blind, active-controlled study of 336 patients, ACIPHEX® was statistically superior to ranitidine with respect to the percentage of patients healed at endoscopy after four and eight weeks of treatment (see table below):

NDA 20-973/S-009

Page 8

**Healing of Erosive or Ulcerative
Gastroesophageal Reflux Disease (GERD)
Percentage of Patients Healed**

Week	ACIPHEX® 20 mg QD N=167	Ranitidine 150 mg QID N=169
4	59%*	36%
8	87%*	66%

*(p<0.001 versus ranitidine)

ACIPHEX® 20 mg once daily was significantly more effective than ranitidine 150 mg QID in the percentage of patients with complete resolution of heartburn at Weeks 4 and 8 (p<0.001). ACIPHEX® 20 mg once daily was also more effective in complete resolution of daytime heartburn (p≤0.025), and night time heartburn (p≤0.012) at both Weeks 4 and 8, with significant differences by the end of the first week of the study.

**Long-term Maintenance of Healing of Erosive or Ulcerative
Gastroesophageal Reflux Disease (GERD Maintenance)**

The long-term maintenance of healing in patients with erosive or ulcerative GERD previously healed with gastric anti-secretory therapy was assessed in two U.S., multicenter, randomized, double-blind, placebo-controlled studies of identical design of 52 weeks duration. The two studies randomized 209 and 285 patients, respectively, to receive either 10 mg or 20 mg of ACIPHEX® QD or placebo. As demonstrated in the tables below, ACIPHEX® was significantly superior to placebo in both studies with respect to the maintenance of healing of GERD and the proportions of patients remaining free of heartburn symptoms at 52 weeks:

NDA 20-973/S-009
Page 9

**Long-term Maintenance of Healing of Erosive or Ulcerative
Gastroesophageal Reflux Disease (GERD Maintenance)**

Percent of Patients in Endoscopic Remission

	ACIPHEX® 10 mg	ACIPHEX® 20 mg	Placebo
Study 1	N=66	N=67	N=70
Week 4	83%*	96%*	44%
Week 13	79%*	93%*	39%
Week 26	77%*	93%*	31%
Week 39	76%*	91%*	30%
Week 52	73%*	90%*	29%
Study 2	N=93	N=93	N=99
Week 4	89%*	94%*	40%
Week 13	86%*	91%*	33%
Week 26	85%*	89%*	30%
Week 39	84%*	88%*	29%
Week 52	77%*	86%*	29%
COMBINED STUDIES	N=159	N=160	N=169
Week 4	87%*	94%*	42%
Week 13	83%*	92%*	36%
Week 26	82%*	91%*	31%
Week 39	81%*	89%*	30%
Week 52	75%*	87%*	29%

*(p<0.001 versus placebo)

**Long-term Maintenance of Healing of Erosive or Ulcerative
Gastroesophageal Reflux Disease (GERD Maintenance):
Percent of Patients Without Relapse in Heartburn Frequency and
Daytime and Nighttime Heartburn Severity at Week 52**

	ACIPHEX® 10 mg	ACIPHEX® 20 mg	Placebo
Heartburn Frequency			
Study 1	46/55 (84%)*	48/52 (92%)*	17/45 (38%)
Study 2	50/72 (69%)*	57/72 (79%)*	22/79 (28%)
Daytime Heartburn Severity			
Study 1	61/64 (95%)*	60/62 (97%)*	42/61 (69%)
Study 2	73/84 (87%) [†]	82/87 (94%)*	67/90 (74%)
Nighttime Heartburn Severity			
Study 1	57/61 (93%)*	60/61 (98%)*	37/56 (66%)
Study 2	67/80 (84%)	79/87 (91%) [†]	64/87 (74%)

* p≤0.001 versus placebo

[†] 0.001<p<0.05 versus placebo

NDA 20-973/S-009

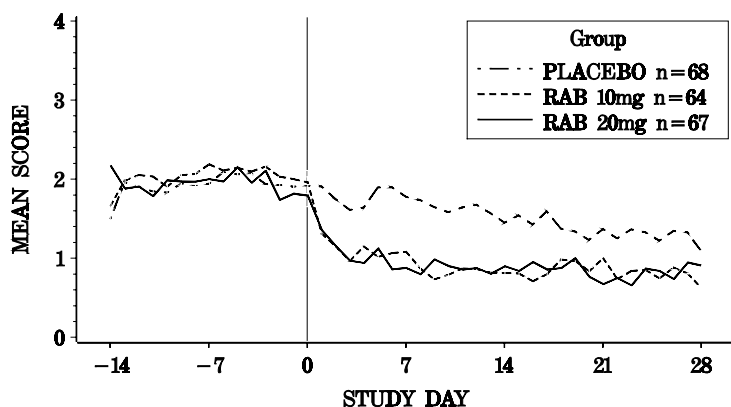
Page 10

Symptomatic Gastroesophageal Reflux Disease (GERD)

Two U.S., multicenter, double-blind, placebo controlled studies were conducted in 316 patients with daytime and nighttime heartburn. Patients reported 5 or more periods of moderate to very severe heartburn during the placebo treatment phase the week prior to randomization. Patients were confirmed by endoscopy to have no esophageal erosions.

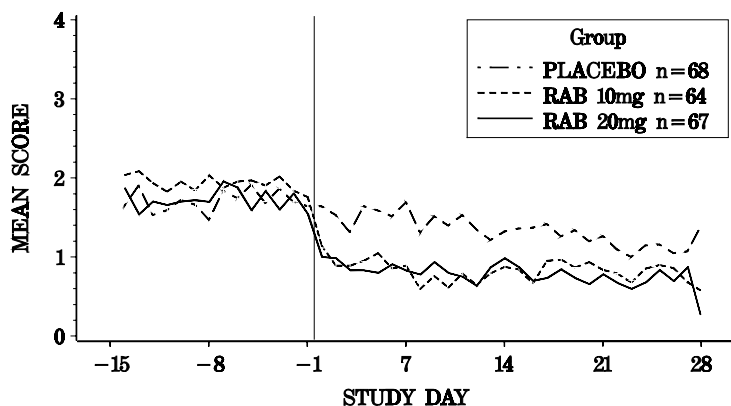
The percentage of heartburn free daytime and/or nighttime periods was greater with ACIPHEX 20 mg compared to placebo over the 4 weeks of study in Study RAB-USA-2 (47% vs. 23%) and Study RAB-USA-3 (52% vs. 28%). The mean decreases from baseline in average daytime and nighttime heartburn scores were significantly greater for ACIPHEX® 20 mg as compared to placebo at week 4. Graphical displays depicting the daily mean daytime and nighttime scores are provided in Figures 1 to 4.

Figure 1: Mean Daytime heartburn scores RAB-USA-2



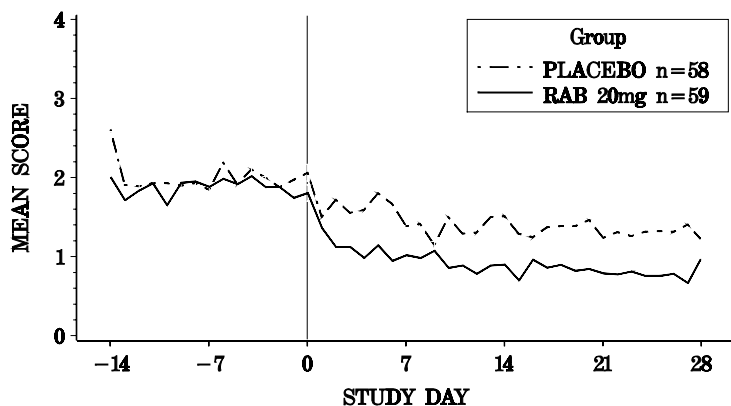
Heartburn Scores: 0=None, 1=Slight, 2=Moderate, 3=Severe, 4=Very Severe

Figure 2: Mean Nighttime heartburn scores RAB-USA-2



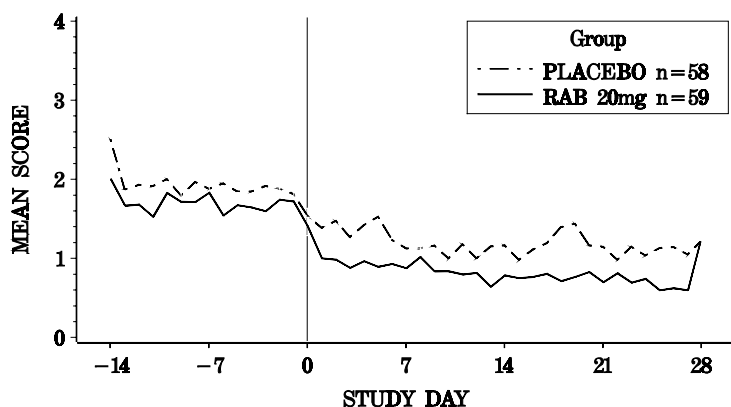
Heartburn Scores: 0=None, 1=Slight, 2=Moderate, 3=Severe, 4=Very Severe

Figure 3: Mean Daytime heartburn scores RAB – USA – 3



Heartburn Scores: 0=None, 1=Slight, 2=Moderate, 3=Severe, 4=Very Severe

Figure 4: Mean Nighttime heartburn scores RAB – USA – 3



Heartburn Scores: 0=None, 1=Slight, 2=Moderate, 3=Severe, 4=Very Severe

ACIPHEX® 20 mg also significantly reduced daily antacid consumption versus placebo over 4 weeks (p<0.001).

Healing of Duodenal Ulcers

In a U.S., randomized, double-blind, multi-center study assessing the effectiveness of 20 mg and 40 mg of ACIPHEX® QD versus placebo for healing endoscopically defined duodenal ulcers, 100 patients were treated for up to four weeks. ACIPHEX® was significantly superior to placebo in producing healing of duodenal ulcers. The percentages of patients with endoscopic healing are presented below:

**Healing of Duodenal Ulcers
 Percentage of Patients Healed**

Week	ACIPHEX® 20 mg QD N=34	ACIPHEX® 40 mg QD N=33	Placebo N=33
2	44%	42%	21%
4	79%*	91%*	39%

* p<0.001 versus placebo

NDA 20-973/S-009

Page 12

At Weeks 2 and 4, significantly more patients in the ACIPHEX® 20 and 40 mg groups reported complete resolution of ulcer pain frequency ($p \leq 0.018$), daytime pain severity ($p \leq 0.023$), and nighttime pain severity ($p \leq 0.035$) compared with placebo patients. The only exception was the ACIPHEX® 40 mg group versus placebo at Week 2 for duodenal ulcer pain frequency ($p = 0.094$). Significant differences in resolution of daytime and nighttime pain were noted in both ACIPHEX® groups relative to placebo by the end of the first week of the study. Significant reductions in daily antacid use were also noted in both ACIPHEX® groups compared to placebo at Weeks 2 and 4 ($p < 0.001$).

An international randomized, double-blind, active-controlled trial was conducted in 205 patients comparing 20 mg ACIPHEX® QD with 20 mg omeprazole QD. The study was designed to provide at least 80% power to exclude a difference of at least 10% between ACIPHEX® and omeprazole, assuming four-week healing response rates of 93% for both groups. In patients with endoscopically defined duodenal ulcers treated for up to four weeks, ACIPHEX® was comparable to omeprazole in producing healing of duodenal ulcers. The percentages of patients with endoscopic healing at two and four weeks are presented below:

**Healing of Duodenal Ulcers
Percentage of Patients Healed**

Week	ACIPHEX® 20 mg QD N=102	Omeprazole 20 mg QD N=103	95% Confidence Interval for the Treatment Difference (ACIPHEX® - Omeprazole)
2	69%	61%	(-6%, 22%)
4	98%	93%	(-3%, 15%)

ACIPHEX® and omeprazole were comparable in providing complete resolution of symptoms.

Pathological Hypersecretory Conditions Including Zollinger-Ellison Syndrome

Twelve patients with idiopathic gastric hypersecretion or Zollinger-Ellison syndrome have been treated successfully with ACIPHEX® at doses from 20 to 120 mg for up to 12 months. ACIPHEX® produced satisfactory inhibition of gastric acid secretion in all patients and complete resolution of signs and symptoms of acid-peptic disease where present. ACIPHEX® also prevented recurrence of gastric hypersecretion and manifestations of acid-peptic disease in all patients. The high doses of ACIPHEX® used to treat this small cohort of patients with gastric hypersecretion were well tolerated.

INDICATIONS AND USAGE

Healing of Erosive or Ulcerative Gastroesophageal Reflux Disease (GERD)

ACIPHEX® is indicated for short-term (4 to 8 weeks) treatment in the healing and symptomatic relief of erosive or ulcerative gastroesophageal reflux disease (GERD). For those patients who have not healed after 8 weeks of treatment, an additional 8-week course of ACIPHEX® may be considered.

Maintenance of Healing of Erosive or Ulcerative Gastroesophageal Reflux Disease (GERD)

ACIPHEX® is indicated for maintaining healing and reduction in relapse rates of heartburn symptoms in patients with erosive or ulcerative gastroesophageal reflux disease (GERD Maintenance). Controlled studies do not extend beyond 12 months.

Treatment of Symptomatic Gastroesophageal Reflux Disease (GERD):

ACIPHEX® is indicated for the treatment of daytime and nighttime heartburn and other symptoms associated with GERD.

Healing of Duodenal Ulcers

ACIPHEX® is indicated for short-term (up to four weeks) treatment in the healing and symptomatic relief of duodenal ulcers. Most patients heal within four weeks.

Treatment of Pathological Hypersecretory Conditions, Including Zollinger-Ellison Syndrome

ACIPHEX® is indicated for the long-term treatment of pathological hypersecretory conditions, including Zollinger-Ellison syndrome.

CONTRAINDICATIONS

Rabeprazole is contraindicated in patients with known hypersensitivity to rabeprazole, substituted benzimidazoles or to any component of the formulation.

NDA 20-973/S-009

Page 13

PRECAUTIONS

General

Symptomatic response to therapy with rabeprazole does not preclude the presence of gastric malignancy.

Patients with healed GERD were treated for up to 40 months with rabeprazole and monitored with serial gastric biopsies. Patients without *H. pylori* infection (221 of 326 patients) had no clinically important pathologic changes in the gastric mucosa. Patients with *H. pylori* infection at baseline (105 of 326 patients) had mild or moderate inflammation in the gastric body or mild inflammation in the gastric antrum. Patients with mild grades of infection or inflammation in the gastric body tended to change to moderate, whereas those graded moderate at baseline tended to remain stable. Patients with mild grades of infection or inflammation in the gastric antrum tended to remain stable. At baseline 8% of patients had atrophy of glands in the gastric body and 15% had atrophy in the gastric antrum. At endpoint, 15% of patients had atrophy of glands in the gastric body and 11% had atrophy in the gastric antrum. Approximately 4% of patients had intestinal metaplasia at some point during follow-up, but no consistent changes were seen.

Steady state interactions of rabeprazole and warfarin have not been adequately evaluated in patients. There have been reports of increased INR and prothrombin time in patients receiving a proton pump inhibitor and warfarin concomitantly. Increases in INR and prothrombin time may lead to abnormal bleeding and even death. Patients treated with a proton pump inhibitor and warfarin concomitantly may need to be monitored for increases in INR and prothrombin time.

Information for Patients

Patients should be cautioned that ACIPHEX® delayed-release tablets should be swallowed whole. The tablets should not be chewed, crushed, or split.

Drug Interactions

Rabeprazole is metabolized by the cytochrome P450 (CYP450) drug metabolizing enzyme system. Studies in healthy subjects have shown that rabeprazole does not have clinically significant interactions with other drugs metabolized by the CYP450 system, such as warfarin and theophylline given as single oral doses, diazepam as a single intravenous dose, and phenytoin given as a single intravenous dose (with supplemental oral dosing). Steady state interactions of rabeprazole and other drugs metabolized by this enzyme system have not been studied in patients. There have been reports of increased INR and prothrombin time in patients receiving proton pump inhibitors, including rabeprazole, and warfarin concomitantly. Increases in INR and prothrombin time may lead to abnormal bleeding and even death.

In vitro incubations employing human liver microsomes indicated that rabeprazole inhibited cyclosporine metabolism with an IC₅₀ of 62 micromolar, a concentration that is over 50 times higher than the C_{max} in healthy volunteers following 14 days of dosing with 20 mg of rabeprazole. This degree of inhibition is similar to that by omeprazole at equivalent concentrations.

Rabeprazole produces sustained inhibition of gastric acid secretion. An interaction with compounds which are dependent on gastric pH for absorption may occur due to the magnitude of acid suppression observed with rabeprazole. For example, in normal subjects, co-administration of rabeprazole 20 mg QD resulted in an approximately 30% decrease in the bioavailability of ketoconazole and increases in the AUC and C_{max} for digoxin of 19% and 29%, respectively. Therefore, patients may need to be monitored when such drugs are taken concomitantly with rabeprazole. Co-administration of rabeprazole and antacids produced no clinically relevant changes in plasma rabeprazole concentrations.

In a clinical study in Japan evaluating rabeprazole in patients categorized by CYP2C19 genotype (n=6 per genotype category), gastric acid suppression was higher in poor metabolizers as compared to extensive metabolizers. This could be due to higher rabeprazole plasma levels in poor metabolizers. Whether or not interactions of rabeprazole sodium with other drugs metabolized by CYP2C19 would be different between extensive metabolizers and poor metabolizers has not been studied.

Carcinogenesis, Mutagenesis, Impairment of Fertility

In a 88/104-week carcinogenicity study in CD-1 mice, rabeprazole at oral doses up to 100 mg/kg/day did not produce any increased tumor occurrence. The highest tested dose produced a systemic exposure to rabeprazole (AUC) of 1.40 µg•hr/mL which is 1.6 times the human exposure (plasma AUC_{0-∞} = 0.88 µg•hr/mL) at the recommended dose for GERD (20 mg/day). In a 104-week carcinogenicity study in Sprague-Dawley rats, males were treated with oral doses of 5, 15, 30 and 60 mg/kg/day and females with 5, 15, 30, 60 and 120 mg/kg/day. Rabeprazole produced gastric enterochromaffin-like (ECL) cell hyperplasia in male and female rats and ECL cell carcinoid tumors in female rats at all doses including the lowest tested dose. The lowest dose (5 mg/kg/day) produced a systemic exposure to rabeprazole (AUC) of about 0.1 µg•hr/mL which is about 0.1 times the human exposure at the recommended dose for GERD. In male rats, no treatment related tumors were observed at doses up to 60 mg/kg/day producing a rabeprazole plasma exposure (AUC) of about 0.2 µg•hr/mL (0.2 times the human exposure at the recommended dose for GERD).

Rabeprazole was positive in the Ames test, the Chinese hamster ovary cell (CHO/HGPRT) forward gene mutation test and the mouse lymphoma cell (L5178Y/TK+/-) forward gene mutation test. Its demethylated-metabolite was also positive in the Ames

NDA 20-973/S-009

Page 14

test. Rabeprazole was negative in the *in vitro* Chinese hamster lung cell chromosome aberration test, the *in vivo* mouse micronucleus test, and the *in vivo* and *ex vivo* rat hepatocyte unscheduled DNA synthesis (UDS) tests.

Rabeprazole at intravenous doses up to 30 mg/kg/day (plasma AUC of 8.8 µg•hr/mL, about 10 times the human exposure at the recommended dose for GERD) was found to have no effect on fertility and reproductive performance of male and female rats.

Pregnancy

Teratogenic Effects. Pregnancy Category B: Teratology studies have been performed in rats at intravenous doses up to 50 mg/kg/day (plasma AUC of 11.8 µg•hr/mL, about 13 times the human exposure at the recommended dose for GERD) and rabbits at intravenous doses up to 30 mg/kg/day (plasma AUC of 7.3 µg•hr/mL, about 8 times the human exposure at the recommended dose for GERD) and have revealed no evidence of impaired fertility or harm to the fetus due to rabeprazole. There are, however, no adequate and well-controlled studies in pregnant women. Because animal reproduction studies are not always predictive of human response, this drug should be used during pregnancy only if clearly needed.

Nursing Mothers

Following intravenous administration of ¹⁴C-labeled rabeprazole to lactating rats, radioactivity in milk reached levels that were 2- to 7-fold higher than levels in the blood. It is not known if unmetabolized rabeprazole is excreted in human breast milk. Administration of rabeprazole to rats in late gestation and during lactation at doses of 400 mg/kg/day (about 195-times the human dose based on mg/m²) resulted in decreases in body weight gain of the pups. Since many drugs are excreted in milk, and because of the potential for adverse reactions to nursing infants from rabeprazole, a decision should be made to discontinue nursing or discontinue the drug, taking into account the importance of the drug to the mother.

Pediatric Use

The safety and effectiveness of rabeprazole in pediatric patients have not been established.

Use in Women

Duodenal ulcer and erosive esophagitis healing rates in women are similar to those in men. Adverse events and laboratory test abnormalities in women occurred at rates similar to those in men.

Geriatric Use

Of the total number of subjects in clinical studies of ACIPHEX®, 19% were 65 years and over, while 4% were 75 years and over. No overall differences in safety or effectiveness were observed between these subjects and younger subjects, and other reported clinical experience has not identified differences in responses between the elderly and younger patients, but greater sensitivity of some older individuals cannot be ruled out.

ADVERSE REACTIONS

Worldwide, over 2900 patients have been treated with rabeprazole in Phase II-III clinical trials involving various dosages and durations of treatment. In general, rabeprazole treatment has been well-tolerated in both short-term and long-term trials. The adverse events rates were generally similar between the 10 and 20 mg doses.

Incidence in Controlled North American and European Clinical Trials

In an analysis of adverse events assessed as possibly or probably related to treatment appearing in greater than 1% of ACIPHEX® patients and appearing with greater frequency than placebo in controlled North American and European trials, the incidence of headache was 2.4% (n=1552) for ACIPHEX® versus 1.6% (n=258) for placebo.

In short and long-term studies, the following adverse events, regardless of causality, were reported in ACIPHEX®-treated patients. Rare events are those reported in ≤1/1000 patients.

Body as a Whole: asthenia, fever, allergic reaction, chills, malaise, chest pain substernal, neck rigidity, photosensitivity reaction. Rare: abdomen enlarged, face edema, hangover effect. *Cardiovascular System:* hypertension, myocardial infarct, electrocardiogram abnormal, migraine, syncope, angina pectoris, bundle branch block, palpitation, sinus bradycardia, tachycardia. Rare: bradycardia, pulmonary embolus, supraventricular tachycardia, thrombophlebitis, vasodilation, QTC prolongation and ventricular tachycardia. *Digestive System:* diarrhea, nausea, abdominal pain, vomiting, dyspepsia, flatulence, constipation, dry mouth, eructation, gastroenteritis, rectal hemorrhage, melena, anorexia, cholelithiasis, mouth ulceration, stomatitis, dysphagia, gingivitis, cholecystitis, increased appetite, abnormal stools, colitis, esophagitis, glossitis, pancreatitis, proctitis. Rare: bloody diarrhea, cholangitis, duodenitis, gastrointestinal hemorrhage, hepatic encephalopathy, hepatitis, hepatoma, liver fatty deposit, salivary gland enlargement, thirst. *Endocrine System:* hyperthyroidism, hypothyroidism. *Hemic & Lymphatic System:* anemia, ecchymosis, lymphadenopathy, hypochromic anemia. *Metabolic & Nutritional Disorders:* peripheral edema, edema, weight gain, gout, dehydration, weight loss. *Musculo-Skeletal System:* myalgia, arthritis, leg cramps, bone pain, arthrosis, bursitis. Rare: twitching. *Nervous System:* insomnia, anxiety, dizziness, depression, nervousness, somnolence, hypertonia, neuralgia, vertigo, convulsion, abnormal dreams, libido decreased, neuropathy, paresthesia, tremor. Rare: agitation, amnesia, confusion, extrapyramidal syndrome, hyperkinesia. *Respiratory System:* dyspnea, asthma, epistaxis, laryngitis, hiccup,

NDA 20-973/S-009

Page 15

hyperventilation. Rare: apnea, hypoventilation. *Skin and Appendages*: rash, pruritus, sweating, urticaria, alopecia. Rare: dry skin, herpes zoster, psoriasis, skin discoloration. *Special Senses*: cataract, amblyopia, glaucoma, dry eyes, abnormal vision, tinnitus, otitis media. Rare: corneal opacity, blurry vision, diplopia, deafness, eye pain, retinal degeneration, strabismus. *Urogenital System*: cystitis, urinary frequency, dysmenorrhea, dysuria, kidney calculus, metrorrhagia, polyuria. Rare: breast enlargement, hematuria, impotence, leukorrhea, menorrhagia, orchitis, urinary incontinence.

Laboratory Values: The following changes in laboratory parameters were reported as adverse events: abnormal platelets, albuminuria, creatine phosphokinase increased, erythrocytes abnormal, hypercholesteremia, hyperglycemia, hyperlipemia, hypokalemia, hyponatremia, leukocytosis, leukorrhea, liver function tests abnormal, prostatic specific antigen increase, SGPT increased, urine abnormality, WBC abnormal.

In controlled clinical studies, 3/1456 (0.2%) patients treated with rabeprazole and 2/237 (0.8%) patients treated with placebo developed treatment-emergent abnormalities (which were either new on study or present at study entry with an increase of 1.25 x baseline value) in SGOT (AST), SGPT (ALT), or both. None of the three rabeprazole patients experienced chills, fever, right upper quadrant pain, nausea or jaundice.

Post-Marketing Adverse Events: Additional adverse events reported from worldwide marketing experience with rabeprazole sodium are: sudden death, coma and hyperammonemia, jaundice, rhabdomyolysis, disorientation and delirium, anaphylaxis, angioedema, bullous and other drug eruptions of the skin, interstitial pneumonia, interstitial nephritis, and TSH elevations. In most instances, the relationship to rabeprazole sodium was unclear. In addition, agranulocytosis, hemolytic anemia, leukopenia, pancytopenia, and thrombocytopenia have been reported. Increases in prothrombin time/INR in patients treated with concomitant warfarin have been reported.

OVERDOSAGE

Because strategies for the management of overdose are continually evolving, it is advisable to contact a Poison Control Center to determine the latest recommendations for the management of an overdose of any drug. There has been no experience with large overdoses with rabeprazole. Seven reports of accidental overdosage with rabeprazole have been received. The maximum reported overdose was 80 mg. There were no clinical signs or symptoms associated with any reported overdose. Patients with Zollinger-Ellison syndrome have been treated with up to 120 mg rabeprazole QD. No specific antidote for rabeprazole is known. Rabeprazole is extensively protein bound and is not readily dialyzable. In the event of overdosage, treatment should be symptomatic and supportive.

Single oral doses of rabeprazole at 786 mg/kg and 1024 mg/kg were lethal to mice and rats, respectively. The single oral dose of 2000 mg/kg was not lethal to dogs. The major symptoms of acute toxicity were hypoactivity, labored respiration, lateral or prone position and convulsion in mice and rats and watery diarrhea, tremor, convulsion and coma in dogs.

DOSAGE AND ADMINISTRATION

Healing of Erosive or Ulcerative Gastroesophageal Reflux Disease (GERD)

The recommended adult oral dose is one ACIPHEX® 20 mg delayed-release tablet to be taken once daily for four to eight weeks. (See INDICATIONS AND USAGE). For those patients who have not healed after 8 weeks of treatment, an additional 8-week course of ACIPHEX® may be considered.

Maintenance of Healing of Erosive or Ulcerative Gastroesophageal Reflux Disease (GERD Maintenance)

The recommended adult oral dose is one ACIPHEX® 20 mg delayed-release tablet to be taken once daily. (See INDICATIONS AND USAGE).

Treatment of Symptomatic Gastroesophageal Reflux Disease (GERD)

The recommended adult oral dose is one ACIPHEX® 20mg delayed-release tablet to be taken once daily for 4 weeks. (See INDICATIONS AND USAGE). If symptoms do not resolve completely after 4 weeks, an additional course of treatment may be considered.

Healing of Duodenal Ulcers

The recommended adult oral dose is one ACIPHEX® 20 mg delayed-release tablet to be taken once daily after the morning meal for a period up to four weeks. (See INDICATIONS AND USAGE). Most patients with duodenal ulcer heal within four weeks. A few patients may require additional therapy to achieve healing.

Treatment of Pathological Hypersecretory Conditions Including Zollinger-Ellison Syndrome

The dosage of ACIPHEX® in patients with pathologic hypersecretory conditions varies with the individual patient. The recommended adult oral starting dose is 60 mg once a day. Doses should be adjusted to individual patient needs and should continue for as long as clinically indicated. Some patients may require divided doses. Doses up to 100 mg QD and 60 mg BID have been administered. Some patients with Zollinger-Ellison syndrome have been treated continuously with ACIPHEX® for up

NDA 20-973/S-009

Page 16

to one year.

No dosage adjustment is necessary in elderly patients, in patients with renal disease or in patients with mild to moderate hepatic impairment. Administration of rabeprazole to patients with mild to moderate liver impairment resulted in increased exposure and decreased elimination. Due to the lack of clinical data on rabeprazole in patients with severe hepatic impairment, caution should be exercised in those patients.

ACIPHEX® tablets should be swallowed whole. The tablets should not be chewed, crushed, or split.

HOW SUPPLIED

ACIPHEX® 20 mg is supplied as delayed-release light yellow enteric-coated tablets. The name and strength, in mg, (Aciphex 20) is imprinted on one side.

Bottles of 30 (NDC#62856-243-30)

Bottles of 90 (NDC#62856-243-90)

Unit Dose Blisters Package of 100 (10 x 10) (NDC#62856-243-41)

Store at 25°C (77°F); excursions permitted to 15-30°C (59-86°F). Protect from moisture.

Rx only.

ACIPHEX® is a registered trademark of Eisai Co., Ltd., Tokyo, Japan.

Manufactured and Marketed by Eisai Inc., Teaneck, NJ 07666

Marketed by [Janssen Pharmaceutica Inc.](#), Titusville, NJ 08560

Revised May 2001

200191

© 2001 Eisai Inc.

**This is a representation of an electronic record that was signed electronically and
this page is the manifestation of the electronic signature.**

/s/

Joyce Korvick
2/12/02 02:45:57 PM