



Outside View

ADVAIR DISKUS[®] 100/50
(fluticasone propionate 100 mcg and salmeterol* 50 mcg inhalation powder)

Remember:

- Always use the DISKUS in a level, flat position.
- Make sure the lever firmly clicks into place.
- Hold your breath for about 10 seconds after inhaling. Then breathe out fully.
- After each dose, rinse your mouth with water and spit it out. Do not swallow the water.
- Do not take an extra dose, even if you did not taste or feel the powder.
- Do not take the DISKUS apart.
- Do not wash the DISKUS.
- Always keep the DISKUS in a dry place.
- Do not use the DISKUS with a spacer device.

For live assistance with using your ADVAIR DISKUS, call 1-800-884-0593. Visit www.advair.com

NDC 0173-0695-00

ADVAIR DISKUS[®] 100/50
(fluticasone propionate 100 mcg and salmeterol* 50 mcg inhalation powder)

FOR ORAL INHALATION ONLY

*Each blister contains 100 mcg of fluticasone propionate and 72.5 mcg of salmeterol xinafoate, equivalent to 50 mcg of salmeterol base, with lactose.

Federal Law requires the dispensing of ADVAIR DISKUS with the Medication Guide inside the carton.

Rx only

100/50



1 DISKUS[®] Inhalation Device
Containing 1 Foil Strip of 60 Blisters

Store at room temperature between 68°F and 77°F (20°C and 25°C); excursions permitted from 59°F to 86°F (15°C to 30°C) (See USP Controlled Room Temperature). Store in a dry place away from direct heat or sunlight. **Keep out of reach of children.** Discard ADVAIR DISKUS 1 month after opening the foil pouch or when the counter reads "0" (after all blisters have been used), whichever comes first. **Dosage:** Use only as directed by your doctor.

IMPORTANT: Read the accompanying Medication Guide leaflet carefully for further information. ©2015, the GSK group of companies GlaxoSmithKline Research Triangle Park, NC 27709

For FREE information, please visit our website at **advair.com**
Or call 888-825-5249

0173-0695-00

DEVCOMP-0004264 Rev. 8/15


ADVAIR DISKUS[®] 100/50
(fluticasone propionate 100 mcg and salmeterol* 50 mcg inhalation powder)

100/50

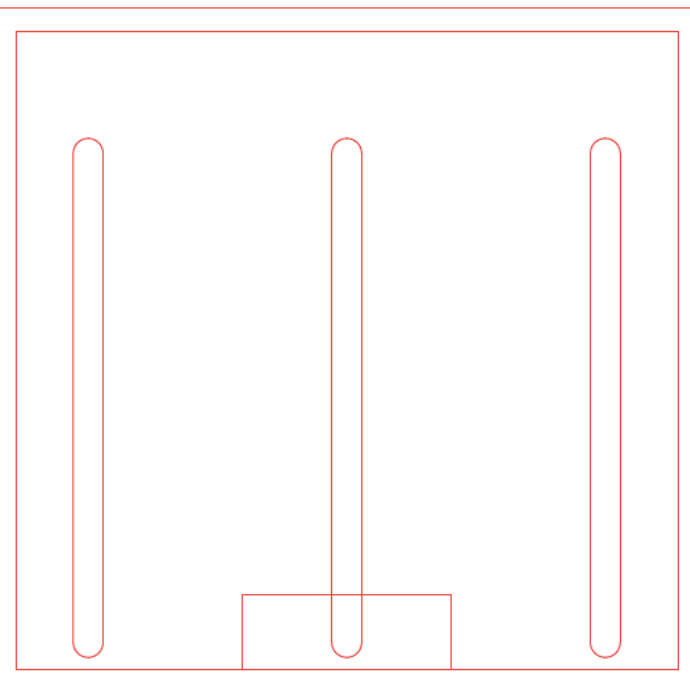
DEVCOMP-0004264

Inside View

Scan this code using your smart phone to see instructions on how to use your ADVAIR DISKUS device.



<http://gsk.ly/htudvid>



(b) (4)



Outside View

ADVAIR DISKUS[®] 100/50
(fluticasone propionate 100 mcg and salmeterol* 50 mcg inhalation powder)

Remember:

- Always use the DISKUS in a level, flat position.
- Make sure the lever firmly clicks into place.
- Hold your breath for about 10 seconds after inhaling. Then breathe out fully.
- After each dose, rinse your mouth with water and spit it out. Do not swallow the water.
- Do not take an extra dose, even if you did not taste or feel the powder.
- Do not take the DISKUS apart.
- Do not wash the DISKUS.
- Always keep the DISKUS in a dry place.
- Do not use the DISKUS with a spacer device.

For live assistance with using your ADVAIR DISKUS, call 1-800-884-0593. Visit www.advair.com

NDC 0173-0695-04

ADVAIR DISKUS[®] 100/50
(fluticasone propionate 100 mcg and salmeterol* 50 mcg inhalation powder)

FOR ORAL INHALATION ONLY

*Each blister contains 100 mcg of fluticasone propionate and 72.5 mcg of salmeterol xinafoate, equivalent to 50 mcg of salmeterol base, with lactose.

Federal Law requires the dispensing of ADVAIR DISKUS with the Medication Guide inside the carton.

Rx only

INSTITUTIONAL PACK

100/50

1 DISKUS[®] Inhalation Device
Containing 1 Foil Strip of 14 Blisters

Store at room temperature between 68°F and 77°F (20°C and 25°C); excursions permitted from 59°F to 86°F (15°C to 30°C) (See USP Controlled Room Temperature). Store in a dry place away from direct heat or sunlight. **Keep out of reach of children.** Discard ADVAIR DISKUS 1 month after opening the foil pouch or when the counter reads "0" (after all blisters have been used), whichever comes first. **Dosage:** Use only as directed by your doctor.

IMPORTANT: Read the accompanying Medication Guide leaflet carefully for further information. ©2015, the GSK group of companies GlaxoSmithKline Research Triangle Park, NC 27709

For **FREE** information, please visit our website at **advair.com**
Or call 888-825-5249

Instructions for using ADVAIR DISKUS
Read the Medication Guide that comes with ADVAIR DISKUS before you start using it and each time you get a refill. There may be new information.

Step 1. Open your ADVAIR DISKUS.
Hold the DISKUS in your left hand. Place the thumb of your right hand in the thumb grip and push it away from you as far as it will go until the mouthpiece snaps into place.

Step 2. Slide the lever until you hear it click.
Hold the DISKUS in a level, flat position with the mouthpiece towards you. Slide the lever away from the mouthpiece as far as it will go until it clicks.

Step 3. Inhale your medicine.
Breathe out (exhale) as long as you can while you hold the DISKUS level and away from your mouth. Do not breathe into the mouthpiece.
Put the mouthpiece to your lips. Breathe in quickly and deeply through the DISKUS. Do not breathe in through your nose.
Remove the DISKUS from your mouth and **hold your breath for about 10 seconds**, or for as long as is comfortable for you. **Breathe out slowly as long as you can.**

The DISKUS delivers your dose of medicine as a very fine powder that you may or may not taste or feel. **Do not** take an extra dose from the DISKUS even if you do not taste or feel the medicine.

Step 4. Close the DISKUS. Make sure the DISKUS clicks shut and you cannot see the mouthpiece.

Step 5. Rinse your mouth with water after breathing in the medicine. Spit out the water. Do not swallow it.

Continued on side panel.

Inside View

Scan this code using your smart phone to see instructions on how to use your ADVAIR DISKUS device.

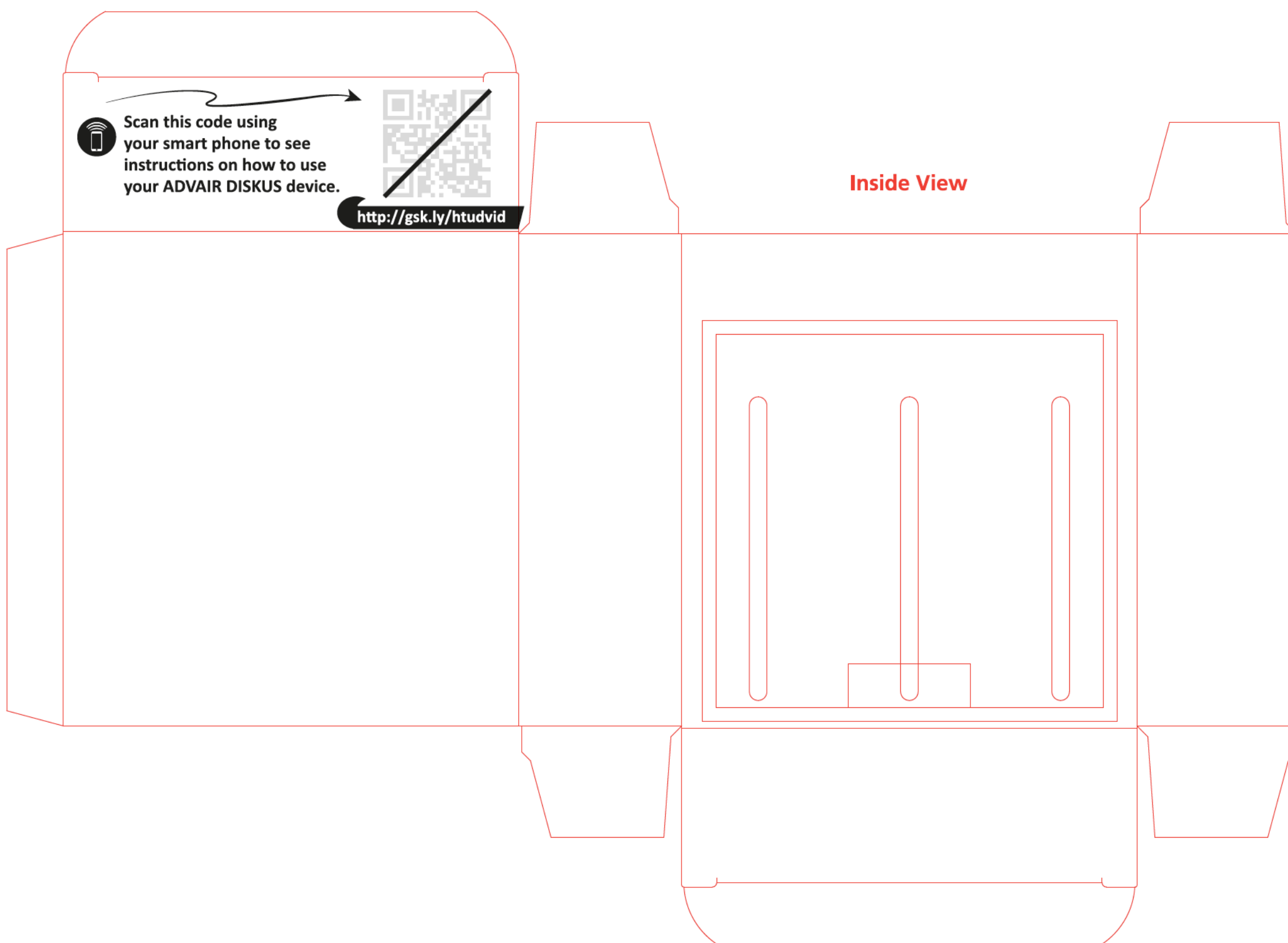
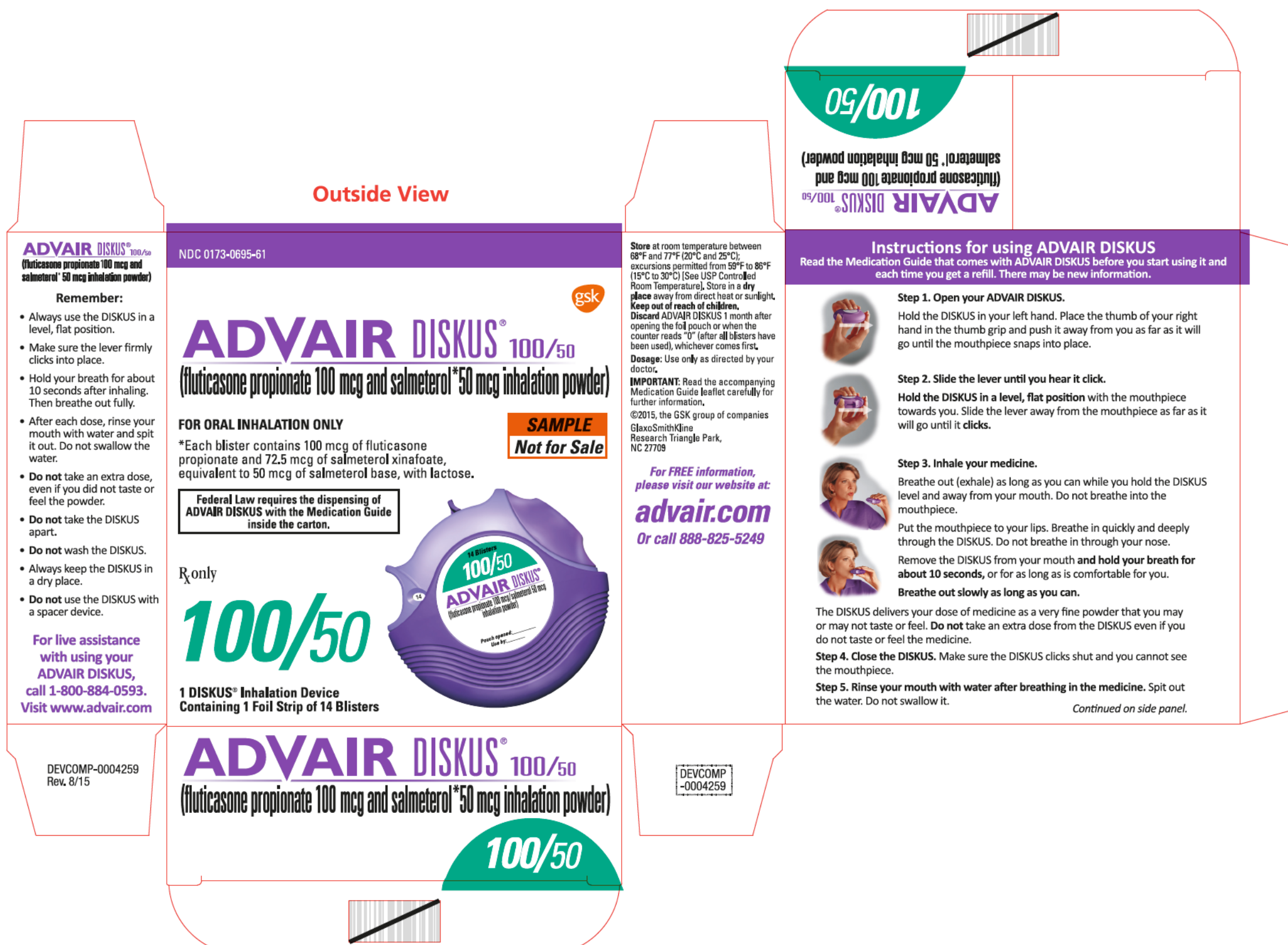
<http://gsk.ly/htudvid>





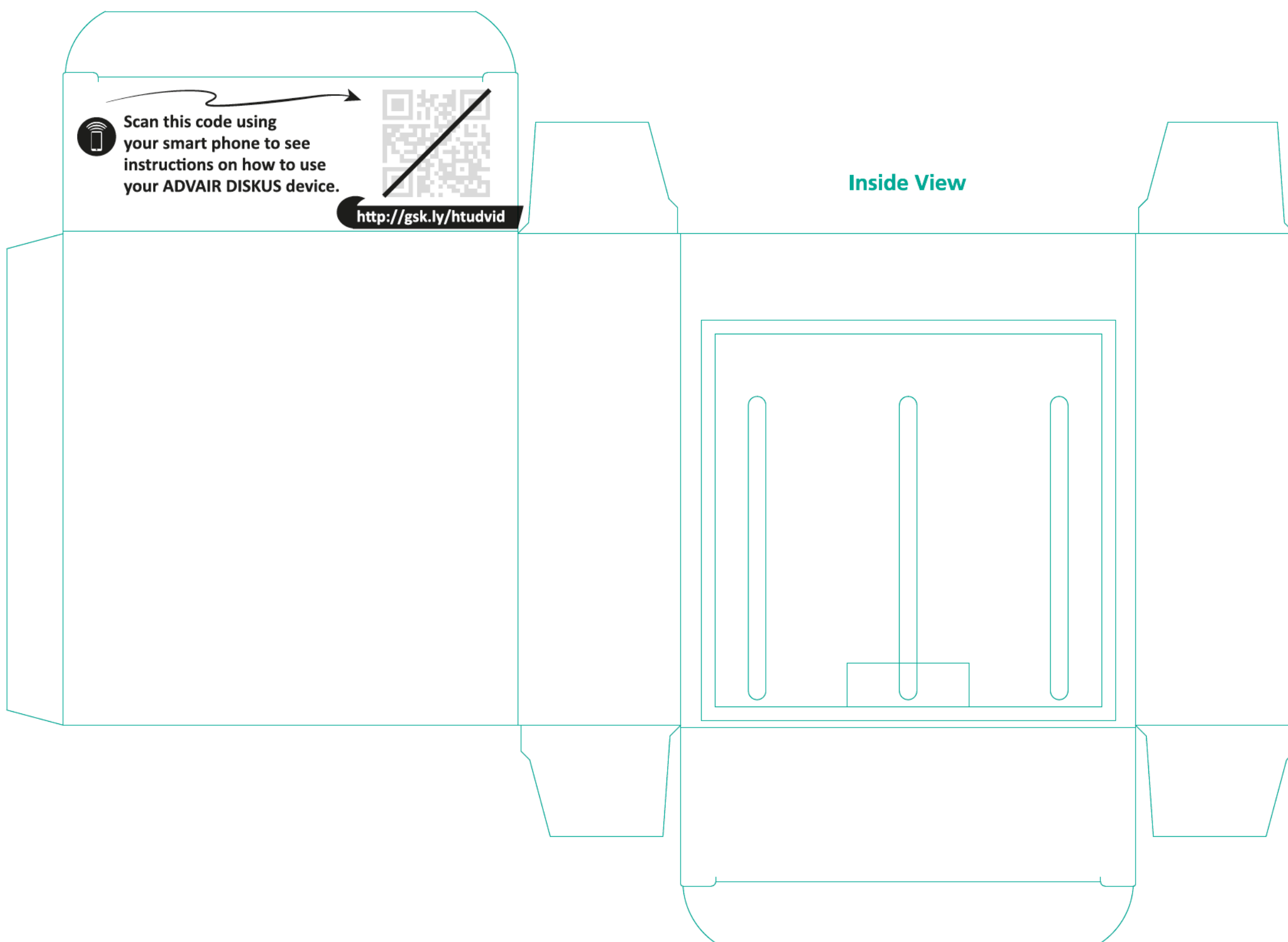
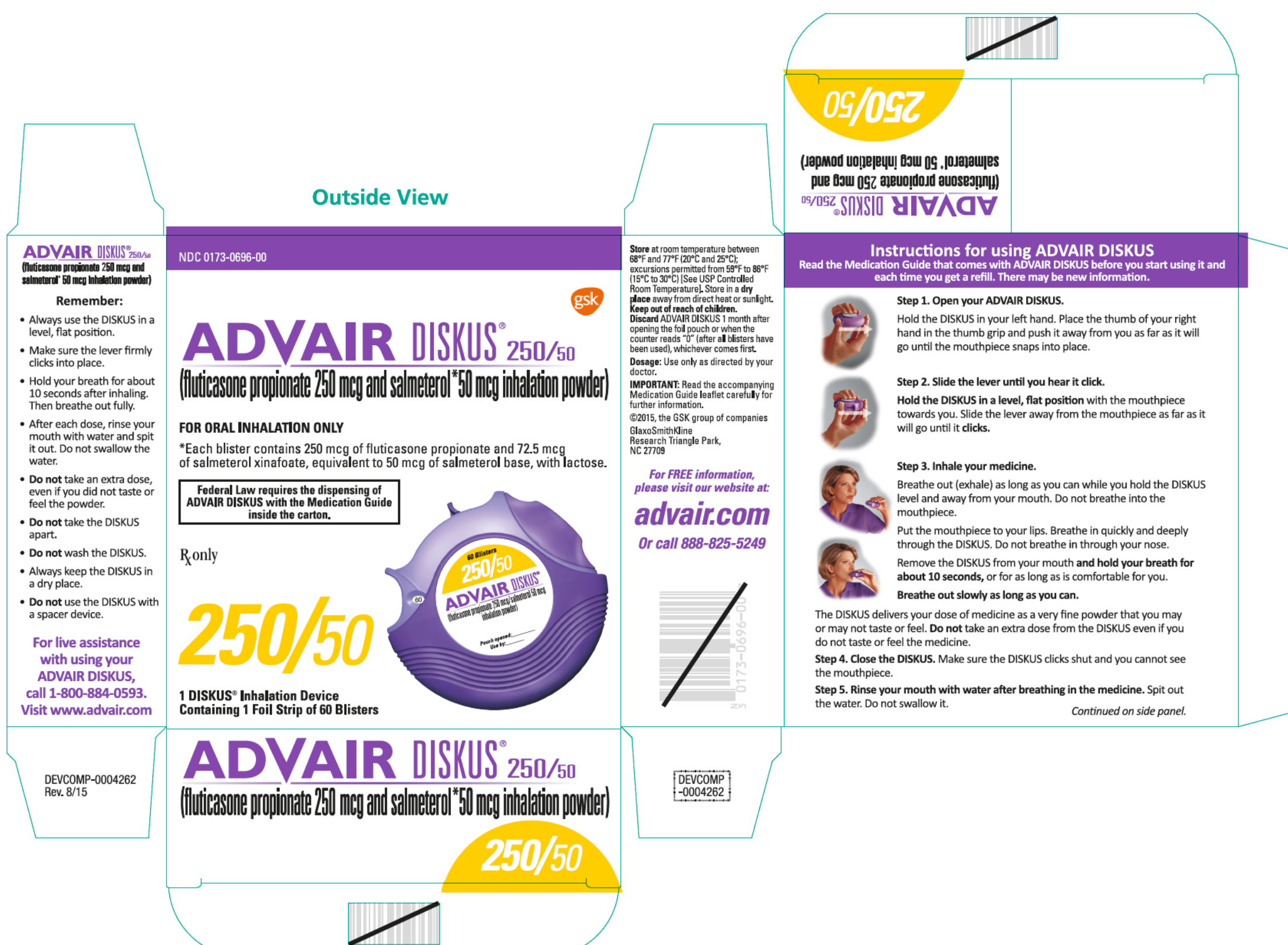
(b) (4)





(b) (4)





(b) (4)



Outside View

ADVAIR DISKUS[®] 250/50
(fluticasone propionate 250 mcg and salmeterol* 50 mcg inhalation powder)

Remember:

- Always use the DISKUS in a level, flat position.
- Make sure the lever firmly clicks into place.
- Hold your breath for about 10 seconds after inhaling. Then breathe out fully.
- After each dose, rinse your mouth with water and spit it out. Do not swallow the water.
- Do not take an extra dose, even if you did not taste or feel the powder.
- Do not take the DISKUS apart.
- Do not wash the DISKUS.
- Always keep the DISKUS in a dry place.
- Do not use the DISKUS with a spacer device.

For live assistance with using your ADVAIR DISKUS, call 1-800-884-0593. Visit www.advaair.com

NDC 0173-0696-04

ADVAIR DISKUS[®] 250/50
(fluticasone propionate 250 mcg and salmeterol* 50 mcg inhalation powder)

FOR ORAL INHALATION ONLY

*Each blister contains 250 mcg of fluticasone propionate and 72.5 mcg of salmeterol xinafoate, equivalent to 50 mcg of salmeterol base, with lactose.

Federal Law requires the dispensing of ADVAIR DISKUS with the Medication Guide inside the carton.

Rx only

INSTITUTIONAL PACK

250/50

1 DISKUS[®] Inhalation Device
Containing 1 Foil Strip of 14 Blisters

Store at room temperature between 68°F and 77°F (20°C and 25°C); excursions permitted from 59°F to 86°F (15°C to 30°C) (See USP Controlled Room Temperature). Store in a dry place away from direct heat or sunlight. **Keep out of reach of children.** Discard ADVAIR DISKUS 1 month after opening the foil pouch or when the counter reads "0" (after all blisters have been used), whichever comes first.

IMPORTANT: Read the accompanying Medication Guide leaflet carefully for further information.

©2015, the GSK group of companies
GlaxoSmithKline
Research Triangle Park, NC 27709

For FREE information, please visit our website at advaair.com
Or call 888-825-5249

DEVCOMP-0004257 Rev. 8/15

DEVCOMP-0004257

Instructions for using ADVAIR DISKUS
Read the Medication Guide that comes with ADVAIR DISKUS before you start using it and each time you get a refill. There may be new information.

- Step 1. Open your ADVAIR DISKUS.**
Hold the DISKUS in your left hand. Place the thumb of your right hand in the thumb grip and push it away from you as far as it will go until the mouthpiece snaps into place.
- Step 2. Slide the lever until you hear it click.**
Hold the DISKUS in a level, flat position with the mouthpiece towards you. Slide the lever away from the mouthpiece as far as it will go until it clicks.
- Step 3. Inhale your medicine.**
Breathe out (exhale) as long as you can while you hold the DISKUS level and away from your mouth. Do not breathe into the mouthpiece.
Put the mouthpiece to your lips. Breathe in quickly and deeply through the DISKUS. Do not breathe in through your nose.
Remove the DISKUS from your mouth and hold your breath for about 10 seconds, or for as long as is comfortable for you.
Breathe out slowly as long as you can.
- Step 4. Close the DISKUS.** Make sure the DISKUS clicks shut and you cannot see the mouthpiece.
- Step 5. Rinse your mouth with water after breathing in the medicine.** Spit out the water. Do not swallow it.

The DISKUS delivers your dose of medicine as a very fine powder that you may or may not taste or feel. Do not take an extra dose from the DISKUS even if you do not taste or feel the medicine.


Continued on side panel.

Inside View

Scan this code using your smart phone to see instructions on how to use your ADVAIR DISKUS device.

<http://gsk.ly/htudvid>

(b) (4)

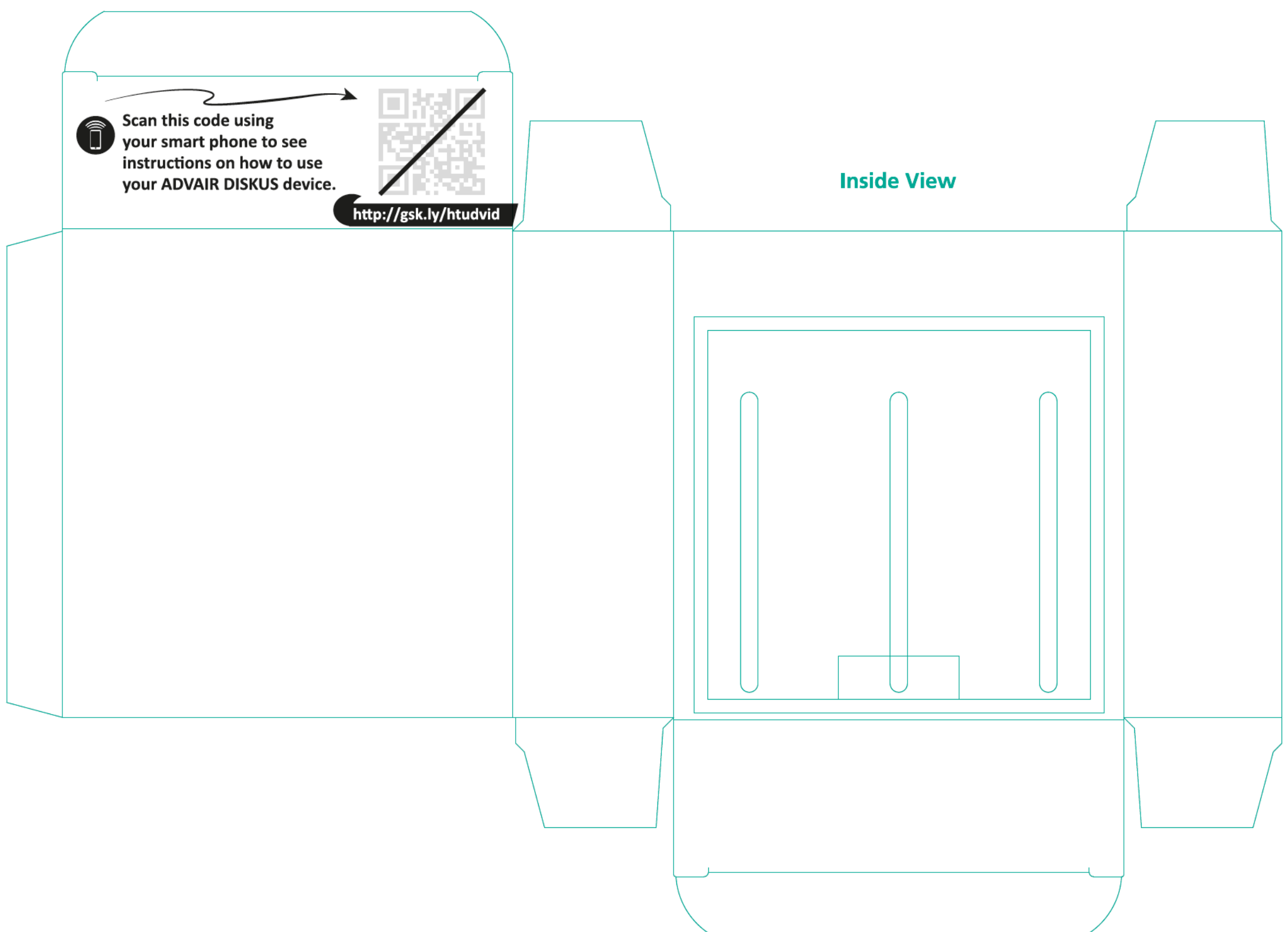


(b) (4)



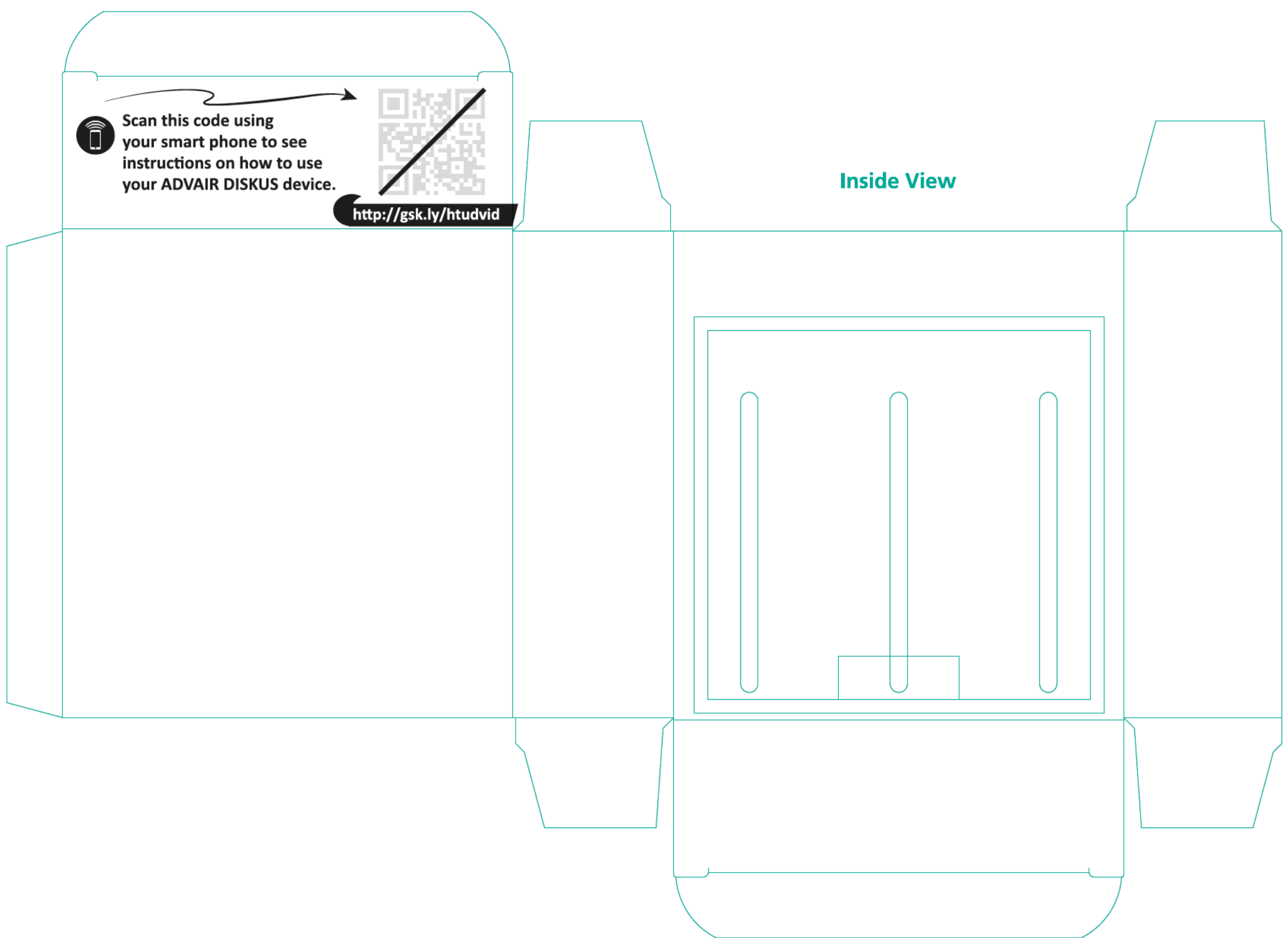
(b) (4)

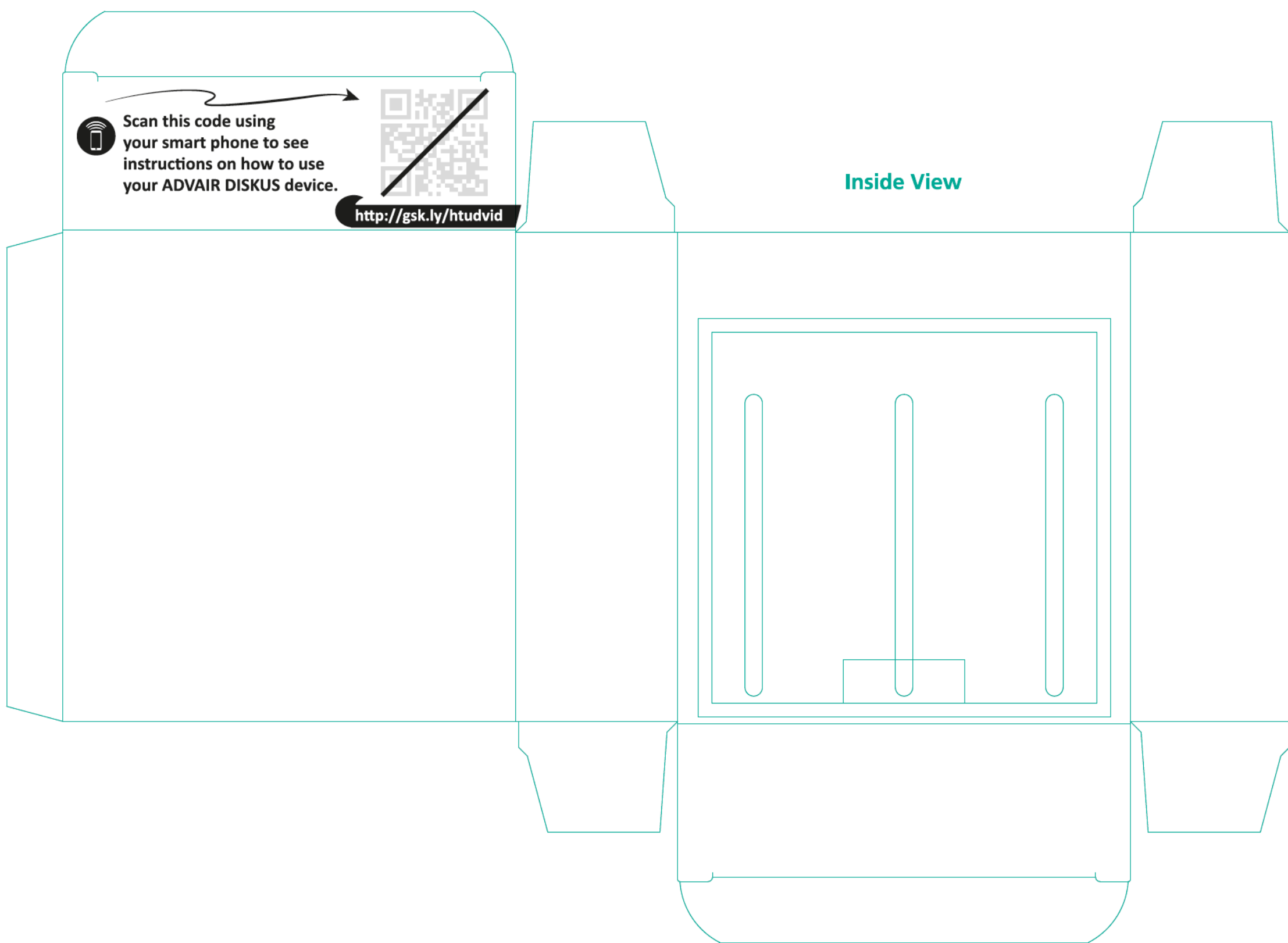




(b) (4)







(b) (4)

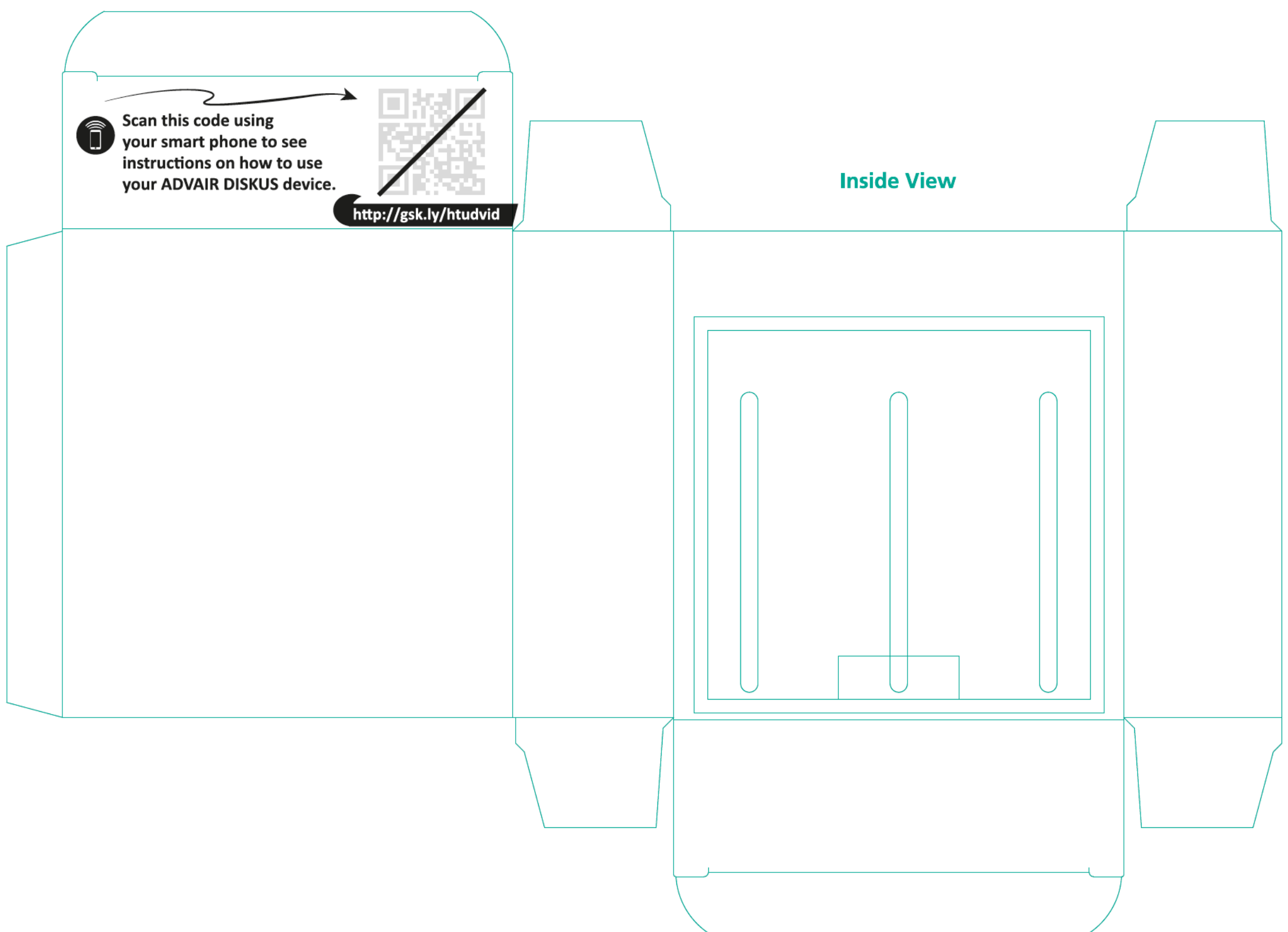


(b) (4)



(b) (4)





(b) (4)

