

HIGHLIGHTS OF PRESCRIBING INFORMATION

These highlights do not include all the information needed to use AVODART safely and effectively. See full prescribing information for AVODART.

AVODART (dutasteride) Soft Gelatin Capsules
Initial U.S. Approval: 2001

RECENT MAJOR CHANGES

Indications and Usage, Limitations of Use (1.3) 06/2011
Warnings and Precautions, Increased Risk of High-grade Prostate Cancer (5.2) 06/2011
Warnings and Precautions, Evaluation for Other Urological Diseases (5.3) 03/2012

INDICATIONS AND USAGE

AVODART is a 5 alpha-reductase inhibitor indicated for the treatment of symptomatic benign prostatic hyperplasia (BPH) in men with an enlarged prostate to:

- improve symptoms,
- reduce the risk of acute urinary retention, and
- reduce the risk of the need for BPH-related surgery.

AVODART in combination with the alpha adrenergic antagonist, tamsulosin, is indicated for the treatment of symptomatic BPH in men with an enlarged prostate. (1.2)

Limitations of Use: AVODART is not approved for the prevention of prostate cancer. (1.3)

DOSAGE AND ADMINISTRATION

Monotherapy: 0.5 mg once daily. (2.1)
Combination with tamsulosin: 0.5 mg once daily and tamsulosin 0.4 mg once daily. (2.2)
Dosing considerations: Swallow whole. May take with or without food. (2)

DOSAGE FORMS AND STRENGTHS

0.5-mg soft gelatin capsules (3)

CONTRAINDICATIONS

- Pregnancy and women of childbearing potential. (4, 5.4, 8.1)

FULL PRESCRIBING INFORMATION: CONTENTS*

1 INDICATIONS AND USAGE

- 1.1 Monotherapy
- 1.2 Combination With Alpha Adrenergic Antagonist
- 1.3 Limitations of Use

2 DOSAGE AND ADMINISTRATION

- 2.1 Monotherapy
- 2.2 Combination With Alpha Adrenergic Antagonist

3 DOSAGE FORMS AND STRENGTHS

4 CONTRAINDICATIONS

5 WARNINGS AND PRECAUTIONS

- 5.1 Effects on Prostate-Specific Antigen (PSA) and the Use of PSA in Prostate Cancer Detection
- 5.2 Increased Risk of High-grade Prostate Cancer
- 5.3 Evaluation for Other Urological Diseases
- 5.4 Exposure of Women—Risk to Male Fetus
- 5.5 Blood Donation
- 5.6 Effect on Semen Characteristics

6 ADVERSE REACTIONS

- 6.1 Clinical Trials Experience
- 6.2 Postmarketing Experience

7 DRUG INTERACTIONS

- 7.1 Cytochrome P450 3A Inhibitors
- 7.2 Alpha Adrenergic Antagonists
- 7.3 Calcium Channel Antagonists
- 7.4 Cholestyramine
- 7.5 Digoxin

- Pediatric patients. (4)
- Patients with previously demonstrated, clinically significant hypersensitivity (e.g., serious skin reactions, angioedema) to AVODART or other 5 alpha-reductase inhibitors. (4)

WARNINGS AND PRECAUTIONS

- AVODART reduces serum prostate-specific antigen (PSA) concentration by approximately 50%. However, any confirmed increase in PSA while on AVODART may signal the presence of prostate cancer and should be evaluated, even if those values are still within the normal range for untreated men. (5.1)
- AVODART may increase the risk of high-grade prostate cancer. (5.2, 6.1)
- Prior to initiating treatment with AVODART, consideration should be given to other urological conditions that may cause similar symptoms. (5.3)
- Women who are pregnant or could become pregnant should not handle AVODART Capsules due to potential risk to a male fetus. (5.4, 8.1)
- Patients should not donate blood until 6 months after their last dose of AVODART. (5.5)

ADVERSE REACTIONS

The most common adverse reactions, reported in $\geq 1\%$ of patients treated with AVODART and more commonly than in patients treated with placebo, are impotence, decreased libido, ejaculation disorders, and breast disorders. (6.1)

To report SUSPECTED ADVERSE REACTIONS, contact GlaxoSmithKline at 1-888-825-5249 or FDA at 1-800-FDA-1088 or www.fda.gov/medwatch.

DRUG INTERACTIONS

Use with caution in patients taking potent, chronic CYP3A4 enzyme inhibitors (e.g., ritonavir). (7)

See 17 for PATIENT COUNSELING INFORMATION and FDA-approved patient labeling.

Revised: 06/2012

7.6 Warfarin

8 USE IN SPECIFIC POPULATIONS

- 8.1 Pregnancy
- 8.3 Nursing Mothers
- 8.4 Pediatric Use
- 8.5 Geriatric Use
- 8.6 Renal Impairment
- 8.7 Hepatic Impairment

10 OVERDOSAGE

11 DESCRIPTION

12 CLINICAL PHARMACOLOGY

- 12.1 Mechanism of Action
- 12.2 Pharmacodynamics
- 12.3 Pharmacokinetics

13 NONCLINICAL TOXICOLOGY

- 13.1 Carcinogenesis, Mutagenesis, Impairment of Fertility
- 13.2 Animal Toxicology and/or Pharmacology

14 CLINICAL STUDIES

- 14.1 Monotherapy
- 14.2 Combination With Alpha-Blocker Therapy (CombAT)

16 HOW SUPPLIED/STORAGE AND HANDLING

17 PATIENT COUNSELING INFORMATION

- 17.1 PSA Monitoring
- 17.2 Increased Risk of High-grade Prostate Cancer
- 17.3 Exposure of Women—Risk to Male Fetus
- 17.4 Blood Donation

*Sections or subsections omitted from the full prescribing information are not listed.

FULL PRESCRIBING INFORMATION

1 INDICATIONS AND USAGE

1.1 Monotherapy

AVODART[®] (dutasteride) Soft Gelatin Capsules are indicated for the treatment of symptomatic benign prostatic hyperplasia (BPH) in men with an enlarged prostate to:

- improve symptoms,
- reduce the risk of acute urinary retention (AUR), and
- reduce the risk of the need for BPH-related surgery.

1.2 Combination With Alpha Adrenergic Antagonist

AVODART in combination with the alpha adrenergic antagonist, tamsulosin, is indicated for the treatment of symptomatic BPH in men with an enlarged prostate.

1.3 Limitations of Use

AVODART is not approved for the prevention of prostate cancer.

2 DOSAGE AND ADMINISTRATION

The capsules should be swallowed whole and not chewed or opened, as contact with the capsule contents may result in irritation of the oropharyngeal mucosa. AVODART may be administered with or without food.

2.1 Monotherapy

The recommended dose of AVODART is 1 capsule (0.5 mg) taken once daily.

2.2 Combination With Alpha Adrenergic Antagonist

The recommended dose of AVODART is 1 capsule (0.5 mg) taken once daily and tamsulosin 0.4 mg taken once daily.

3 DOSAGE FORMS AND STRENGTHS

0.5-mg, opaque, dull yellow, gelatin capsules imprinted with “GX CE2” in red ink on one side.

4 CONTRAINDICATIONS

AVODART is contraindicated for use in:

- Pregnancy. In animal reproduction and developmental toxicity studies, dutasteride inhibited development of male fetus external genitalia. Therefore, AVODART may cause fetal harm when administered to a pregnant woman. If AVODART is used during pregnancy or if the patient becomes pregnant while taking AVODART, the patient should be apprised of the potential hazard to the fetus [*see Warnings and Precautions (5.4), Use in Specific Populations (8.1)*].
- Women of childbearing potential [*see Warnings and Precautions (5.4), Use in Specific Populations (8.1)*].
- Pediatric patients [*see Use in Specific Populations (8.4)*].

- Patients with previously demonstrated, clinically significant hypersensitivity (e.g., serious skin reactions, angioedema) to AVODART or other 5 alpha-reductase inhibitors [*see Adverse Reactions (6.2)*].

5 WARNINGS AND PRECAUTIONS

5.1 Effects on Prostate-Specific Antigen (PSA) and the Use of PSA in Prostate Cancer Detection

In clinical studies, AVODART reduced serum PSA concentration by approximately 50% within 3 to 6 months of treatment. This decrease was predictable over the entire range of PSA values in patients with symptomatic BPH, although it may vary in individuals. AVODART may also cause decreases in serum PSA in the presence of prostate cancer. To interpret serial PSAs in men taking AVODART, a new PSA baseline should be established at least 3 months after starting treatment and PSA monitored periodically thereafter. Any confirmed increase from the lowest PSA value while on AVODART may signal the presence of prostate cancer and should be evaluated, even if PSA levels are still within the normal range for men not taking a 5 alpha-reductase inhibitor. Noncompliance with AVODART may also affect PSA test results.

To interpret an isolated PSA value in a man treated with AVODART for 3 months or more, the PSA value should be doubled for comparison with normal values in untreated men.

The free-to-total PSA ratio (percent free PSA) remains constant, even under the influence of AVODART. If clinicians elect to use percent free PSA as an aid in the detection of prostate cancer in men receiving AVODART, no adjustment to its value appears necessary.

Coadministration of dutasteride and tamsulosin resulted in similar changes to serum PSA as dutasteride monotherapy.

5.2 Increased Risk of High-grade Prostate Cancer

In men aged 50 to 75 years with a prior negative biopsy for prostate cancer and a baseline PSA between 2.5 ng/mL and 10.0 ng/mL taking AVODART in the 4-year Reduction by Dutasteride of Prostate Cancer Events (REDUCE) trial, there was an increased incidence of Gleason score 8-10 prostate cancer compared with men taking placebo (AVODART 1.0% versus placebo 0.5%) [*see Indications and Usage (1.3), Adverse Reactions (6.1)*]. In a 7-year placebo-controlled clinical trial with another 5 alpha-reductase inhibitor (finasteride 5 mg, PROSCAR), similar results for Gleason score 8-10 prostate cancer were observed (finasteride 1.8% versus placebo 1.1%).

5 alpha-reductase inhibitors may increase the risk of development of high-grade prostate cancer. Whether the effect of 5 alpha-reductase inhibitors to reduce prostate volume, or study-related factors, impacted the results of these studies has not been established.

5.3 Evaluation for Other Urological Diseases

Prior to initiating treatment with AVODART, consideration should be given to other urological conditions that may cause similar symptoms. In addition, BPH and prostate cancer may coexist.

5.4 Exposure of Women—Risk to Male Fetus

AVODART Capsules should not be handled by a woman who is pregnant or who could become pregnant. Dutasteride is absorbed through the skin and could result in unintended fetal exposure. If a woman who is pregnant or who could become pregnant comes in contact with leaking dutasteride capsules, the contact area should be washed immediately with soap and water [see *Use in Specific Populations (8.1)*].

5.5 Blood Donation

Men being treated with AVODART should not donate blood until at least 6 months have passed following their last dose. The purpose of this deferred period is to prevent administration of dutasteride to a pregnant female transfusion recipient.

5.6 Effect on Semen Characteristics

The effects of dutasteride 0.5 mg/day on semen characteristics were evaluated in normal volunteers aged 18 to 52 (n = 27 dutasteride, n = 23 placebo) throughout 52 weeks of treatment and 24 weeks of post-treatment follow-up. At 52 weeks, the mean percent reductions from baseline in total sperm count, semen volume, and sperm motility were 23%, 26%, and 18%, respectively, in the dutasteride group when adjusted for changes from baseline in the placebo group. Sperm concentration and sperm morphology were unaffected. After 24 weeks of follow-up, the mean percent change in total sperm count in the dutasteride group remained 23% lower than baseline. While mean values for all semen parameters at all time-points remained within the normal ranges and did not meet predefined criteria for a clinically significant change (30%), 2 subjects in the dutasteride group had decreases in sperm count of greater than 90% from baseline at 52 weeks, with partial recovery at the 24-week follow-up. The clinical significance of dutasteride's effect on semen characteristics for an individual patient's fertility is not known.

6 ADVERSE REACTIONS

6.1 Clinical Trials Experience

Because clinical trials are conducted under widely varying conditions, adverse reaction rates observed in the clinical trials of a drug cannot be directly compared with rates in the clinical trial of another drug and may not reflect the rates observed in practice.

From clinical trials with AVODART as monotherapy or in combination with tamsulosin:

- The most common adverse reactions reported in subjects receiving AVODART were impotence, decreased libido, breast disorders (including breast enlargement and tenderness), and ejaculation disorders. The most common adverse reactions reported in subjects receiving combination therapy (AVODART plus tamsulosin) were impotence, decreased libido, breast disorders (including breast enlargement and tenderness), ejaculation disorders, and dizziness. Ejaculation disorders occurred significantly more in subjects receiving combination therapy (11%) compared with those receiving AVODART (2%) or tamsulosin (4%) as monotherapy.
- Study withdrawal due to adverse reactions occurred in 4% of subjects receiving AVODART, and 3% of subjects receiving placebo in placebo-controlled trials with AVODART. The most common adverse reaction leading to study withdrawal was impotence (1%).

- In the clinical trial evaluating the combination therapy, study withdrawal due to adverse reactions occurred in 6% of subjects receiving combination therapy (AVODART plus tamsulosin) and 4% of subjects receiving AVODART or tamsulosin as monotherapy. The most common adverse reaction in all treatment arms leading to study withdrawal was erectile dysfunction (1% to 1.5%).

Monotherapy: Over 4,300 male subjects with BPH were randomly assigned to receive placebo or 0.5-mg daily doses of AVODART in three identical 2-year, placebo-controlled, double-blind, Phase 3 treatment studies, each followed by a 2-year open-label extension. During the double-blind treatment period, 2,167 male subjects were exposed to AVODART, including 1,772 exposed for 1 year and 1,510 exposed for 2 years. When including the open-label extensions, 1,009 male subjects were exposed to AVODART for 3 years and 812 were exposed for 4 years. The population was aged 47 to 94 years (mean age: 66 years) and greater than 90% were Caucasian. Table 1 summarizes clinical adverse reactions reported in at least 1% of subjects receiving AVODART and at a higher incidence than subjects receiving placebo.

Table 1. Adverse Reactions Reported in ≥1% of Subjects Over a 24-Month Period and More Frequently in the Group Receiving AVODART Than the Placebo Group (Randomized, Double-Blind, Placebo-Controlled Studies Pooled) by Time of Onset

Adverse Reaction AVODART (n) Placebo (n)	Adverse Reaction Time of Onset			
	Months 0-6 (n = 2,167) (n = 2,158)	Months 7-12 (n = 1,901) (n = 1,922)	Months 13-18 (n = 1,725) (n = 1,714)	Months 19-24 (n = 1,605) (n = 1,555)
Impotence				
AVODART	4.7%	1.4%	1.0%	0.8%
Placebo	1.7%	1.5%	0.5%	0.9%
Decreased libido				
AVODART	3.0%	0.7%	0.3%	0.3%
Placebo	1.4%	0.6%	0.2%	0.1%
Ejaculation disorders				
AVODART	1.4%	0.5%	0.5%	0.1%
Placebo	0.5%	0.3%	0.1%	0.0%
Breast disorders ^a				
AVODART	0.5%	0.8%	1.1%	0.6%
Placebo	0.2%	0.3%	0.3%	0.1%

^a Includes breast tenderness and breast enlargement.

Long-Term Treatment (Up to 4 Years):

High-grade Prostate Cancer: The REDUCE trial was a randomized, double-blind,

placebo-controlled trial that enrolled 8,231 men aged 50 to 75 years with a serum PSA of 2.5 ng/mL to 10 ng/mL and a negative prostate biopsy within the previous 6 months. Subjects were randomized to receive placebo (N = 4,126) or 0.5-mg daily doses of AVODART (N = 4,105) for up to 4 years. The mean age was 63 years and 91% were Caucasian. Subjects underwent protocol-mandated scheduled prostate biopsies at 2 and 4 years of treatment or had “for-cause biopsies” at non-scheduled times if clinically indicated. There was a higher incidence of Gleason score 8-10 prostate cancer in men receiving AVODART (1.0%) compared with men on placebo (0.5%) [*see Indications and Usage (1.3), Warnings and Precautions (5.2)*]. In a 7-year placebo-controlled clinical trial with another 5 alpha-reductase inhibitor (finasteride 5 mg, PROSCAR), similar results for Gleason score 8-10 prostate cancer were observed (finasteride 1.8% versus placebo 1.1%).

No clinical benefit has been demonstrated in patients with prostate cancer treated with AVODART.

Reproductive and Breast Disorders: In the 3 pivotal placebo-controlled BPH trials with AVODART, each 4 years in duration, there was no evidence of increased sexual adverse reactions (impotence, decreased libido, and ejaculation disorder) or breast disorders with increased duration of treatment. Among these 3 trials, there was 1 case of breast cancer in the dutasteride group and 1 case in the placebo group. No cases of breast cancer were reported in any treatment group in the 4-year CombAT trial or the 4-year REDUCE trial.

The relationship between long-term use of dutasteride and male breast neoplasia is currently unknown.

Combination With Alpha-Blocker Therapy (CombAT): Over 4,800 male subjects with BPH were randomly assigned to receive 0.5-mg AVODART, 0.4-mg tamsulosin, or combination therapy (0.5-mg AVODART plus 0.4-mg tamsulosin) administered once daily in a 4-year double-blind study. Overall, 1,623 subjects received monotherapy with AVODART; 1,611 subjects received monotherapy with tamsulosin; and 1,610 subjects received combination therapy. The population was aged 49 to 88 years (mean age: 66 years) and 88% were Caucasian. Table 2 summarizes adverse reactions reported in at least 1% of subjects in the combination group and at a higher incidence than subjects receiving monotherapy with AVODART or tamsulosin.

Table 2. Adverse Reactions Reported Over a 48-Month Period in ≥1% of Subjects and More Frequently in the Coadministration Therapy Group than the Groups Receiving Monotherapy With AVODART or Tamsulosin (CombAT) by Time of Onset

Adverse Reaction	Adverse Reaction Time of Onset				
	Year 1		Year 2	Year 3	Year 4
	Months 0-6	Months 7-12			
Combination ^a	(n = 1,610)	(n = 1,527)	(n = 1,428)	(n = 1,283)	(n = 1,200)
AVODART	(n = 1,623)	(n = 1,548)	(n = 1,464)	(n = 1,325)	(n = 1,200)
Tamsulosin	(n = 1,611)	(n = 1,545)	(n = 1,468)	(n = 1,281)	(n = 1,112)
Ejaculation disorders ^b					
Combination	7.8%	1.6%	1.0%	0.5%	<0.1%
AVODART	1.0%	0.5%	0.5%	0.2%	0.3%
Tamsulosin	2.2%	0.5%	0.5%	0.2%	0.3%
Impotence ^c					
Combination	5.4%	1.1%	1.8%	0.9%	0.4%
AVODART	4.0%	1.1%	1.6%	0.6%	0.3%
Tamsulosin	2.6%	0.8%	1.0%	0.6%	1.1%
Decreased libido ^d					
Combination	4.5%	0.9%	0.8%	0.2%	0.0%
AVODART	3.1%	0.7%	1.0%	0.2%	0.0%
Tamsulosin	2.0%	0.6%	0.7%	0.2%	<0.1%
Breast disorders ^e					
Combination	1.1%	1.1%	0.8%	0.9%	0.6%
AVODART	0.9%	0.9%	1.2%	0.5%	0.7%
Tamsulosin	0.4%	0.4%	0.4%	0.2%	0.0%
Dizziness					
Combination	1.1%	0.4%	0.1%	<0.1%	0.2%
AVODART	0.5%	0.3%	0.1%	<0.1%	<0.1%
Tamsulosin	0.9%	0.5%	0.4%	<0.1%	0.0%

^a Combination = AVODART 0.5 mg once daily plus tamsulosin 0.4 mg once daily.

^b Includes anorgasmia, retrograde ejaculation, semen volume decreased, orgasmic sensation decreased, orgasm abnormal, ejaculation delayed, ejaculation disorder, ejaculation failure, and premature ejaculation.

^c Includes erectile dysfunction and disturbance in sexual arousal.

^d Includes libido decreased, libido disorder, loss of libido, sexual dysfunction, and male sexual dysfunction.

- ^e Includes breast enlargement, gynecomastia, breast swelling, breast pain, breast tenderness, nipple pain, and nipple swelling.

Cardiac Failure: In CombAT, after 4 years of treatment, the incidence of the composite term cardiac failure in the combination therapy group (12/1,610; 0.7%) was higher than in either monotherapy group: AVODART, 2/1,623 (0.1%) and tamsulosin, 9/1,611 (0.6%). Composite cardiac failure was also examined in a separate 4-year placebo-controlled trial evaluating AVODART in men at risk for development of prostate cancer. The incidence of cardiac failure in subjects taking AVODART was 0.6% (26/4,105) compared with 0.4% (15/4,126) in subjects on placebo. A majority of subjects with cardiac failure in both studies had co-morbidities associated with an increased risk of cardiac failure. Therefore, the clinical significance of the numerical imbalances in cardiac failure is unknown. No causal relationship between AVODART, alone or in combination with tamsulosin, and cardiac failure has been established. No imbalance was observed in the incidence of overall cardiovascular adverse events in either study.

6.2 Postmarketing Experience

The following adverse reactions have been identified during post-approval use of AVODART. Because these reactions are reported voluntarily from a population of uncertain size, it is not always possible to reliably estimate their frequency or establish a causal relationship to drug exposure. These reactions have been chosen for inclusion due to a combination of their seriousness, frequency of reporting, or potential causal connection to AVODART.

Immune System Disorders: Hypersensitivity reactions, including rash, pruritus, urticaria, localized edema, serious skin reactions, and angioedema.

Neoplasms: Male breast cancer.

7 DRUG INTERACTIONS

7.1 Cytochrome P450 3A Inhibitors

Dutasteride is extensively metabolized in humans by the CYP3A4 and CYP3A5 isoenzymes. The effect of potent CYP3A4 inhibitors on dutasteride has not been studied. Because of the potential for drug-drug interactions, use caution when prescribing AVODART to patients taking potent, chronic CYP3A4 enzyme inhibitors (e.g., ritonavir) [*see Clinical Pharmacology (12.3)*].

7.2 Alpha Adrenergic Antagonists

The administration of AVODART in combination with tamsulosin or terazosin has no effect on the steady-state pharmacokinetics of either alpha adrenergic antagonist. The effect of administration of tamsulosin or terazosin on dutasteride pharmacokinetic parameters has not been evaluated.

7.3 Calcium Channel Antagonists

Coadministration of verapamil or diltiazem decreases dutasteride clearance and leads to

increased exposure to dutasteride. The change in dutasteride exposure is not considered to be clinically significant. No dose adjustment is recommended [see *Clinical Pharmacology (12.3)*].

7.4 Cholestyramine

Administration of a single 5-mg dose of AVODART followed 1 hour later by 12 g of cholestyramine does not affect the relative bioavailability of dutasteride [see *Clinical Pharmacology (12.3)*].

7.5 Digoxin

AVODART does not alter the steady-state pharmacokinetics of digoxin when administered concomitantly at a dose of 0.5 mg/day for 3 weeks [see *Clinical Pharmacology (12.3)*].

7.6 Warfarin

Concomitant administration of AVODART 0.5 mg/day for 3 weeks with warfarin does not alter the steady-state pharmacokinetics of the S- or R-warfarin isomers or alter the effect of warfarin on prothrombin time [see *Clinical Pharmacology (12.3)*].

8 USE IN SPECIFIC POPULATIONS

8.1 Pregnancy

Pregnancy Category X. AVODART is contraindicated for use in women of childbearing potential and during pregnancy. AVODART is a 5 alpha-reductase inhibitor that prevents conversion of testosterone to dihydrotestosterone (DHT), a hormone necessary for normal development of male genitalia. In animal reproduction and developmental toxicity studies, dutasteride inhibited normal development of external genitalia in male fetuses. Therefore, AVODART may cause fetal harm when administered to a pregnant woman. If AVODART is used during pregnancy or if the patient becomes pregnant while taking AVODART, the patient should be apprised of the potential hazard to the fetus.

Abnormalities in the genitalia of male fetuses is an expected physiological consequence of inhibition of the conversion of testosterone to DHT by 5 alpha-reductase inhibitors. These results are similar to observations in male infants with genetic 5 alpha-reductase deficiency. Dutasteride is absorbed through the skin. To avoid potential fetal exposure, women who are pregnant or could become pregnant should not handle AVODART Soft Gelatin Capsules. If contact is made with leaking capsules, the contact area should be washed immediately with soap and water [see *Warnings and Precautions (5.4)*]. Dutasteride is secreted into semen. The highest measured semen concentration of dutasteride in treated men was 14 ng/mL. Assuming exposure of a 50-kg woman to 5 mL of semen and 100% absorption, the woman's dutasteride concentration would be about 0.0175 ng/mL. This concentration is more than 100 times less than concentrations producing abnormalities of male genitalia in animal studies. Dutasteride is highly protein bound in human semen (greater than 96%), which may reduce the amount of dutasteride available for vaginal absorption.

In an embryo-fetal development study in female rats, oral administration of dutasteride at doses 10 times less than the maximum recommended human dose (MRHD) of 0.5 mg daily

resulted in abnormalities of male genitalia in the fetus (decreased anogenital distance at 0.05 mg/kg/day), nipple development, hypospadias, and distended preputial glands in male offspring (at all doses of 0.05, 2.5, 12.5, and 30 mg/kg/day). An increase in stillborn pups was observed at 111 times the MRHD, and reduced fetal body weight was observed at doses of about 15 times the MRHD (animal dose of 2.5 mg/kg/day). Increased incidences of skeletal variations considered to be delays in ossification associated with reduced body weight were observed at doses about 56 times the MRHD (animal dose of 12.5 mg/kg/day).

In a rabbit embryo-fetal study, doses 28- to 93-fold the MRHD (animal doses of 30, 100, and 200 mg/kg/day) were administered orally during the period of major organogenesis (gestation days 7 to 29) to encompass the late period of external genitalia development. Histological evaluation of the genital papilla of fetuses revealed evidence of feminization of the male fetus at all doses. A second embryo-fetal study in rabbits at 0.3- to 53-fold the expected clinical exposure (animal doses of 0.05, 0.4, 3.0, and 30 mg/kg/day) also produced evidence of feminization of the genitalia in male fetuses at all doses.

In an oral pre- and post-natal development study in rats, dutasteride doses of 0.05, 2.5, 12.5, or 30 mg/kg/day were administered. Unequivocal evidence of feminization of the genitalia (i.e., decreased anogenital distance, increased incidence of hypospadias, nipple development) of male offspring occurred at 14- to 90-fold the MRHD (animal doses of 2.5 mg/kg/day or greater). At 0.05-fold the expected clinical exposure (animal dose of 0.05 mg/kg/day), evidence of feminization was limited to a small, but statistically significant, decrease in anogenital distance. Animal doses of 2.5 to 30 mg/kg/day resulted in prolonged gestation in the parental females and a decrease in time to vaginal patency for female offspring and a decrease in prostate and seminal vesicle weights in male offspring. Effects on newborn startle response were noted at doses greater than or equal to 12.5 mg/kg/day. Increased stillbirths were noted at 30 mg/kg/day.

In an embryo-fetal development study, pregnant rhesus monkeys were exposed intravenously to a dutasteride blood level comparable to the dutasteride concentration found in human semen. Dutasteride was administered on gestation days 20 to 100 at doses of 400, 780, 1,325, or 2,010 ng/day (12 monkeys/group). The development of male external genitalia of monkey offspring was not adversely affected. Reduction of fetal adrenal weights, reduction in fetal prostate weights, and increases in fetal ovarian and testis weights were observed at the highest dose tested in monkeys. Based on the highest measured semen concentration of dutasteride in treated men (14 ng/mL), these doses represent 0.8 to 16 times the potential maximum exposure of a 50-kg human female to 5 mL semen daily from a dutasteride-treated man, assuming 100% absorption. (These calculations are based on blood levels of parent drug which are achieved at 32 to 186 times the daily doses administered to pregnant monkeys on a ng/kg basis). Dutasteride is highly bound to proteins in human semen (greater than 96%), potentially reducing the amount of dutasteride available for vaginal absorption. It is not known whether rabbits or rhesus monkeys produce any of the major human metabolites.

Estimates of exposure multiples comparing animal studies to the MRHD for dutasteride are based on clinical serum concentration at steady state.

8.3 Nursing Mothers

AVODART is contraindicated for use in women of childbearing potential, including nursing women. It is not known whether dutasteride is excreted in human milk.

8.4 Pediatric Use

AVODART is contraindicated for use in pediatric patients. Safety and effectiveness in pediatric patients have not been established.

8.5 Geriatric Use

Of 2,167 male subjects treated with AVODART in 3 clinical studies, 60% were aged 65 years and older and 15% were aged 75 years and older. No overall differences in safety or efficacy were observed between these subjects and younger subjects. Other reported clinical experience has not identified differences in responses between the elderly and younger patients, but greater sensitivity of some older individuals cannot be ruled out [see *Clinical Pharmacology (12.3)*].

8.6 Renal Impairment

No dose adjustment is necessary for AVODART in patients with renal impairment [see *Clinical Pharmacology (12.3)*].

8.7 Hepatic Impairment

The effect of hepatic impairment on dutasteride pharmacokinetics has not been studied. Because dutasteride is extensively metabolized, exposure could be higher in hepatically impaired patients. However, in a clinical study where 60 subjects received 5 mg (10 times the therapeutic dose) daily for 24 weeks, no additional adverse events were observed compared with those observed at the therapeutic dose of 0.5 mg [see *Clinical Pharmacology (12.3)*].

10 OVERDOSAGE

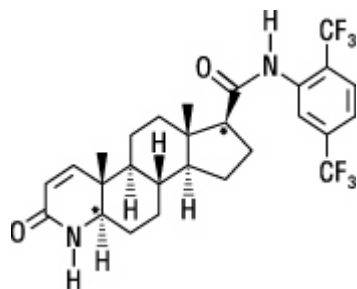
In volunteer studies, single doses of dutasteride up to 40 mg (80 times the therapeutic dose) for 7 days have been administered without significant safety concerns. In a clinical study, daily doses of 5 mg (10 times the therapeutic dose) were administered to 60 subjects for 6 months with no additional adverse effects to those seen at therapeutic doses of 0.5 mg.

There is no specific antidote for dutasteride. Therefore, in cases of suspected overdose, symptomatic and supportive treatment should be given as appropriate, taking the long half-life of dutasteride into consideration.

11 DESCRIPTION

AVODART is a synthetic 4-azasteroid compound that is a selective inhibitor of both the type 1 and type 2 isoforms of steroid 5 alpha-reductase, an intracellular enzyme that converts testosterone to DHT.

Dutasteride is chemically designated as (5 α ,17 β)-N-{2,5 bis(trifluoromethyl)phenyl}-3-oxo-4-azaandrost-1-ene-17-carboxamide. The empirical formula of dutasteride is C₂₇H₃₀F₆N₂O₂, representing a molecular weight of 528.5 with the following structural formula:



Dutasteride is a white to pale yellow powder with a melting point of 242° to 250°C. It is soluble in ethanol (44 mg/mL), methanol (64 mg/mL), and polyethylene glycol 400 (3 mg/mL), but it is insoluble in water.

Each AVODART Soft Gelatin Capsule, administered orally, contains 0.5 mg of dutasteride dissolved in a mixture of mono-di-glycerides of caprylic/capric acid and butylated hydroxytoluene. The inactive excipients in the capsule shell are ferric oxide (yellow), gelatin (from certified BSE-free bovine sources), glycerin, and titanium dioxide. The soft gelatin capsules are printed with edible red ink.

12 CLINICAL PHARMACOLOGY

12.1 Mechanism of Action

Dutasteride inhibits the conversion of testosterone to dihydrotestosterone (DHT). DHT is the androgen primarily responsible for the initial development and subsequent enlargement of the prostate gland. Testosterone is converted to DHT by the enzyme 5 alpha-reductase, which exists as 2 isoforms, type 1 and type 2. The type 2 isoenzyme is primarily active in the reproductive tissues, while the type 1 isoenzyme is also responsible for testosterone conversion in the skin and liver.

Dutasteride is a competitive and specific inhibitor of both type 1 and type 2 5 alpha-reductase isoenzymes, with which it forms a stable enzyme complex. Dissociation from this complex has been evaluated under in vitro and in vivo conditions and is extremely slow. Dutasteride does not bind to the human androgen receptor.

12.2 Pharmacodynamics

Effect on 5 Alpha-Dihydrotestosterone and Testosterone: The maximum effect of daily doses of dutasteride on the reduction of DHT is dose dependent and is observed within 1 to 2 weeks. After 1 and 2 weeks of daily dosing with dutasteride 0.5 mg, median serum DHT concentrations were reduced by 85% and 90%, respectively. In patients with BPH treated with dutasteride 0.5 mg/day for 4 years, the median decrease in serum DHT was 94% at 1 year, 93% at 2 years, and 95% at both 3 and 4 years. The median increase in serum testosterone was 19% at both 1 and 2 years, 26% at 3 years, and 22% at 4 years, but the mean and median levels remained within the physiologic range.

In patients with BPH treated with 5 mg/day of dutasteride or placebo for up to 12 weeks prior to transurethral resection of the prostate, mean DHT concentrations in prostatic tissue were significantly lower in the dutasteride group compared with placebo (784 and 5,793 pg/g,

respectively, $P < 0.001$). Mean prostatic tissue concentrations of testosterone were significantly higher in the dutasteride group compared with placebo (2,073 and 93 pg/g, respectively, $P < 0.001$).

Adult males with genetically inherited type 2 5 alpha-reductase deficiency also have decreased DHT levels. These 5 alpha-reductase deficient males have a small prostate gland throughout life and do not develop BPH. Except for the associated urogenital defects present at birth, no other clinical abnormalities related to 5 alpha-reductase deficiency have been observed in these individuals.

Effects on Other Hormones: In healthy volunteers, 52 weeks of treatment with dutasteride 0.5 mg/day ($n = 26$) resulted in no clinically significant change compared with placebo ($n = 23$) in sex hormone-binding globulin, estradiol, luteinizing hormone, follicle-stimulating hormone, thyroxine (free T4), and dehydroepiandrosterone. Statistically significant, baseline-adjusted mean increases compared with placebo were observed for total testosterone at 8 weeks (97.1 ng/dL, $P < 0.003$) and thyroid-stimulating hormone at 52 weeks (0.4 mcIU/mL, $P < 0.05$). The median percentage changes from baseline within the dutasteride group were 17.9% for testosterone at 8 weeks and 12.4% for thyroid-stimulating hormone at 52 weeks. After stopping dutasteride for 24 weeks, the mean levels of testosterone and thyroid-stimulating hormone had returned to baseline in the group of subjects with available data at the visit. In patients with BPH treated with dutasteride in a large randomized, double-blind, placebo-controlled study, there was a median percent increase in luteinizing hormone of 12% at 6 months and 19% at both 12 and 24 months.

Other Effects: Plasma lipid panel and bone mineral density were evaluated following 52 weeks of dutasteride 0.5 mg once daily in healthy volunteers. There was no change in bone mineral density as measured by dual energy x-ray absorptiometry compared with either placebo or baseline. In addition, the plasma lipid profile (i.e., total cholesterol, low density lipoproteins, high density lipoproteins, and triglycerides) was unaffected by dutasteride. No clinically significant changes in adrenal hormone responses to ACTH stimulation were observed in a subset population ($n = 13$) of the 1-year healthy volunteer study.

12.3 Pharmacokinetics

Absorption: Following administration of a single 0.5-mg dose of a soft gelatin capsule, time to peak serum concentrations (T_{max}) of dutasteride occurs within 2 to 3 hours. Absolute bioavailability in 5 healthy subjects is approximately 60% (range: 40% to 94%). When the drug is administered with food, the maximum serum concentrations were reduced by 10% to 15%. This reduction is of no clinical significance.

Distribution: Pharmacokinetic data following single and repeat oral doses show that dutasteride has a large volume of distribution (300 to 500 L). Dutasteride is highly bound to plasma albumin (99.0%) and alpha-1 acid glycoprotein (96.6%).

In a study of healthy subjects ($n = 26$) receiving dutasteride 0.5 mg/day for 12 months, semen dutasteride concentrations averaged 3.4 ng/mL (range: 0.4 to 14 ng/mL) at 12 months and, similar to serum, achieved steady-state concentrations at 6 months. On average, at

12 months 11.5% of serum dutasteride concentrations partitioned into semen.

Metabolism and Elimination: Dutasteride is extensively metabolized in humans. In vitro studies showed that dutasteride is metabolized by the CYP3A4 and CYP3A5 isoenzymes. Both of these isoenzymes produced the 4'-hydroxydutasteride, 6-hydroxydutasteride, and the 6,4'-dihydroxydutasteride metabolites. In addition, the 15-hydroxydutasteride metabolite was formed by CYP3A4. Dutasteride is not metabolized in vitro by human cytochrome P450 isoenzymes CYP1A2, CYP2A6, CYP2B6, CYP2C8, CYP2C9, CYP2C19, CYP2D6, and CYP2E1. In human serum following dosing to steady state, unchanged dutasteride, 3 major metabolites (4'-hydroxydutasteride, 1,2-dihydrodutasteride, and 6-hydroxydutasteride), and 2 minor metabolites (6,4'-dihydroxydutasteride and 15-hydroxydutasteride), as assessed by mass spectrometric response, have been detected. The absolute stereochemistry of the hydroxyl additions in the 6 and 15 positions is not known. In vitro, the 4'-hydroxydutasteride and 1,2-dihydrodutasteride metabolites are much less potent than dutasteride against both isoforms of human 5 alpha-reductase. The activity of 6 β -hydroxydutasteride is comparable to that of dutasteride.

Dutasteride and its metabolites were excreted mainly in feces. As a percent of dose, there was approximately 5% unchanged dutasteride (~1% to ~15%) and 40% as dutasteride-related metabolites (~2% to ~90%). Only trace amounts of unchanged dutasteride were found in urine (<1%). Therefore, on average, the dose unaccounted for approximated 55% (range: 5% to 97%).

The terminal elimination half-life of dutasteride is approximately 5 weeks at steady state. The average steady-state serum dutasteride concentration was 40 ng/mL following 0.5 mg/day for 1 year. Following daily dosing, dutasteride serum concentrations achieve 65% of steady-state concentration after 1 month and approximately 90% after 3 months. Due to the long half-life of dutasteride, serum concentrations remain detectable (greater than 0.1 ng/mL) for up to 4 to 6 months after discontinuation of treatment.

Specific Populations:

Pediatric: Dutasteride pharmacokinetics have not been investigated in subjects younger than 18 years.

Geriatric: No dose adjustment is necessary in the elderly. The pharmacokinetics and pharmacodynamics of dutasteride were evaluated in 36 healthy male subjects aged between 24 and 87 years following administration of a single 5-mg dose of dutasteride. In this single-dose study, dutasteride half-life increased with age (approximately 170 hours in men aged 20 to 49 years, approximately 260 hours in men aged 50 to 69 years, and approximately 300 hours in men older than 70 years). Of 2,167 men treated with dutasteride in the 3 pivotal studies, 60% were age 65 and over and 15% were age 75 and over. No overall differences in safety or efficacy were observed between these patients and younger patients.

Gender: AVODART is contraindicated in pregnancy and women of childbearing potential and is not indicated for use in other women [see *Contraindications (4), Warnings and Precautions (5.1)*]. The pharmacokinetics of dutasteride in women have not been studied.

Race: The effect of race on dutasteride pharmacokinetics has not been studied.

Renal Impairment: The effect of renal impairment on dutasteride pharmacokinetics has not been studied. However, less than 0.1% of a steady-state 0.5-mg dose of dutasteride is recovered in human urine, so no adjustment in dosage is anticipated for patients with renal impairment.

Hepatic Impairment: The effect of hepatic impairment on dutasteride pharmacokinetics has not been studied. Because dutasteride is extensively metabolized, exposure could be higher in hepatically impaired patients.

Drug Interactions:

Cytochrome P450 Inhibitors: No clinical drug interaction studies have been performed to evaluate the impact of CYP3A enzyme inhibitors on dutasteride pharmacokinetics. However, based on in vitro data, blood concentrations of dutasteride may increase in the presence of inhibitors of CYP3A4/5 such as ritonavir, ketoconazole, verapamil, diltiazem, cimetidine, troleandomycin, and ciprofloxacin.

Dutasteride does not inhibit the in vitro metabolism of model substrates for the major human cytochrome P450 isoenzymes (CYP1A2, CYP2C9, CYP2C19, CYP2D6, and CYP3A4) at a concentration of 1,000 ng/mL, 25 times greater than steady-state serum concentrations in humans.

Alpha Adrenergic Antagonists: In a single-sequence, crossover study in healthy volunteers, the administration of tamsulosin or terazosin in combination with AVODART had no effect on the steady-state pharmacokinetics of either alpha adrenergic antagonist. Although the effect of administration of tamsulosin or terazosin on dutasteride pharmacokinetic parameters was not evaluated, the percent change in DHT concentrations was similar for AVODART alone compared with the combination treatment.

Calcium Channel Antagonists: In a population pharmacokinetics analysis, a decrease in clearance of dutasteride was noted when coadministered with the CYP3A4 inhibitors verapamil (-37%, n = 6) and diltiazem (-44%, n = 5). In contrast, no decrease in clearance was seen when amlodipine, another calcium channel antagonist that is not a CYP3A4 inhibitor, was coadministered with dutasteride (+7%, n = 4).

The decrease in clearance and subsequent increase in exposure to dutasteride in the presence of verapamil and diltiazem is not considered to be clinically significant. No dose adjustment is recommended.

Cholestyramine: Administration of a single 5-mg dose of AVODART followed 1 hour later by 12 g cholestyramine did not affect the relative bioavailability of dutasteride in 12 normal volunteers.

Digoxin: In a study of 20 healthy volunteers, AVODART did not alter the steady-state pharmacokinetics of digoxin when administered concomitantly at a dose of 0.5 mg/day for 3 weeks.

Warfarin: In a study of 23 healthy volunteers, 3 weeks of treatment with AVODART 0.5 mg/day did not alter the steady-state pharmacokinetics of the S- or R-warfarin isomers or alter the effect of warfarin on prothrombin time when administered with warfarin.

Other Concomitant Therapy: Although specific interaction studies were not performed with other compounds, approximately 90% of the subjects in the 3 randomized, double-blind, placebo-controlled safety and efficacy studies receiving AVODART were taking other medications concomitantly. No clinically significant adverse interactions could be attributed to the combination of AVODART and concurrent therapy when AVODART was coadministered with anti-hyperlipidemics, angiotensin-converting enzyme (ACE) inhibitors, beta-adrenergic blocking agents, calcium channel blockers, corticosteroids, diuretics, nonsteroidal anti-inflammatory drugs (NSAIDs), phosphodiesterase Type V inhibitors, and quinolone antibiotics.

13 NONCLINICAL TOXICOLOGY

13.1 Carcinogenesis, Mutagenesis, Impairment of Fertility

Carcinogenesis: A 2-year carcinogenicity study was conducted in B6C3F1 mice at doses of 3, 35, 250, and 500 mg/kg/day for males and 3, 35, and 250 mg/kg/day for females; an increased incidence of benign hepatocellular adenomas was noted at 250 mg/kg/day (290-fold the MRHD of a 0.5-mg daily dose) in female mice only. Two of the 3 major human metabolites have been detected in mice. The exposure to these metabolites in mice is either lower than in humans or is not known.

In a 2-year carcinogenicity study in Han Wistar rats, at doses of 1.5, 7.5, and 53 mg/kg/day in males and 0.8, 6.3, and 15 mg/kg/day in females, there was an increase in Leydig cell adenomas in the testes at 135-fold the MRHD (53 mg/kg/day and greater). An increased incidence of Leydig cell hyperplasia was present at 52-fold the MRHD (male rat doses of 7.5 mg/kg/day and greater). A positive correlation between proliferative changes in the Leydig cells and an increase in circulating luteinizing hormone levels has been demonstrated with 5 alpha-reductase inhibitors and is consistent with an effect on the hypothalamic-pituitary-testicular axis following 5 alpha-reductase inhibition. At tumorigenic doses, luteinizing hormone levels in rats were increased by 167%. In this study, the major human metabolites were tested for carcinogenicity at approximately 1 to 3 times the expected clinical exposure.

Mutagenesis: Dutasteride was tested for genotoxicity in a bacterial mutagenesis assay (Ames test), a chromosomal aberration assay in CHO cells, and a micronucleus assay in rats. The results did not indicate any genotoxic potential of the parent drug. Two major human metabolites were also negative in either the Ames test or an abbreviated Ames test.

Impairment of Fertility: Treatment of sexually mature male rats with dutasteride at 0.1- to 110-fold the MRHD (animal doses of 0.05, 10, 50, and 500 mg/kg/day for up to 31 weeks) resulted in dose- and time-dependent decreases in fertility; reduced cauda epididymal (absolute) sperm counts but not sperm concentration (at 50 and 500 mg/kg/day); reduced weights of the epididymis, prostate, and seminal vesicles; and microscopic changes in the male reproductive organs. The fertility effects were reversed by recovery week 6 at all doses, and sperm counts were normal at the end of a 14-week recovery period. The 5 alpha-reductase-related changes

consisted of cytoplasmic vacuolation of tubular epithelium in the epididymides and decreased cytoplasmic content of epithelium, consistent with decreased secretory activity in the prostate and seminal vesicles. The microscopic changes were no longer present at recovery week 14 in the low-dose group and were partly recovered in the remaining treatment groups. Low levels of dutasteride (0.6 to 17 ng/mL) were detected in the serum of untreated female rats mated to males dosed at 10, 50, or 500 mg/kg/day for 29 to 30 weeks.

In a fertility study in female rats, oral administration of dutasteride at doses of 0.05, 2.5, 12.5, and 30 mg/kg/day resulted in reduced litter size, increased embryo resorption, and feminization of male fetuses (decreased anogenital distance) at 2- to 10-fold the MRHD (animal doses of 2.5 mg/kg/day or greater). Fetal body weights were also reduced at less than 0.02-fold the MRHD in rats (0.5 mg/kg/day).

13.2 Animal Toxicology and/or Pharmacology

Central Nervous System Toxicology Studies: In rats and dogs, repeated oral administration of dutasteride resulted in some animals showing signs of non-specific, reversible, centrally-mediated toxicity without associated histopathological changes at exposures 425- and 315-fold the expected clinical exposure (of parent drug), respectively.

14 CLINICAL STUDIES

14.1 Monotherapy

AVODART 0.5 mg/day (n = 2,167) or placebo (n = 2,158) was evaluated in male subjects with BPH in three 2-year multicenter, placebo-controlled, double-blind studies, each with 2-year open-label extensions (n = 2,340). More than 90% of the study population was Caucasian. Subjects were at least 50 years of age with a serum PSA ≥ 1.5 ng/mL and < 10 ng/mL and BPH diagnosed by medical history and physical examination, including enlarged prostate (≥ 30 cc) and BPH symptoms that were moderate to severe according to the American Urological Association Symptom Index (AUA-SI). Most of the 4,325 subjects randomly assigned to receive either dutasteride or placebo completed 2 years of double-blind treatment (70% and 67%, respectively). Most of the 2,340 subjects in the study extensions completed 2 additional years of open-label treatment (71%).

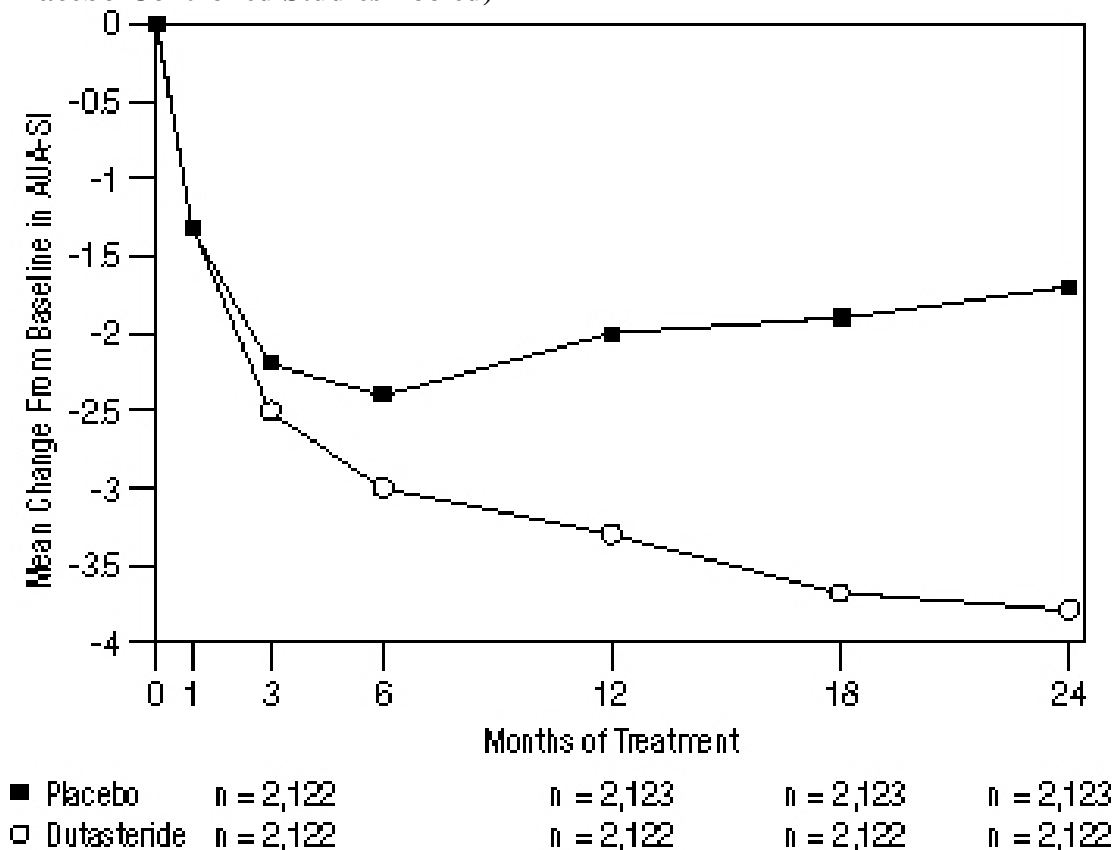
Effect on Symptom Scores: Symptoms were quantified using the AUA-SI, a questionnaire that evaluates urinary symptoms (incomplete emptying, frequency, intermittency, urgency, weak stream, straining, and nocturia) by rating on a 0 to 5 scale for a total possible score of 35, with higher numerical total symptom scores representing greater severity of symptoms. The baseline AUA-SI score across the 3 studies was approximately 17 units in both treatment groups.

Subjects receiving dutasteride achieved statistically significant improvement in symptoms versus placebo by Month 3 in 1 study and by Month 12 in the other 2 pivotal studies. At Month 12, the mean decrease from baseline in AUA-SI total symptom scores across the 3 studies pooled was -3.3 units for dutasteride and -2.0 units for placebo with a mean difference between the 2 treatment groups of -1.3 (range: -1.1 to -1.5 units in each of the 3 studies,

$P < 0.001$) and was consistent across the 3 studies. At Month 24, the mean decrease from baseline was -3.8 units for dutasteride and -1.7 units for placebo with a mean difference of -2.1 (range: -1.9 to -2.2 units in each of the 3 studies, $P < 0.001$). See Figure 1. The improvement in BPH symptoms seen during the first 2 years of double-blind treatment was maintained throughout an additional 2 years of open-label extension studies.

These studies were prospectively designed to evaluate effects on symptoms based on prostate size at baseline. In men with prostate volumes ≥ 40 cc, the mean decrease was -3.8 units for dutasteride and -1.6 units for placebo, with a mean difference between the 2 treatment groups of -2.2 at Month 24. In men with prostate volumes < 40 cc, the mean decrease was -3.7 units for dutasteride and -2.2 units for placebo, with a mean difference between the 2 treatment groups of -1.5 at Month 24.

Figure 1. AUA-SI Score^a Change From Baseline (Randomized, Double-Blind, Placebo-Controlled Studies Pooled)



^a AUA-SI score ranges from 0 to 35.

Effect on Acute Urinary Retention and the Need for BPH-Related Surgery:

Efficacy was also assessed after 2 years of treatment by the incidence of AUR requiring catheterization and BPH-related urological surgical intervention. Compared with placebo, AVODART was associated with a statistically significantly lower incidence of AUR (1.8% for

AVODART vs. 4.2% for placebo, $P < 0.001$; 57% reduction in risk, [95% CI: 38% to 71%]) and with a statistically significantly lower incidence of surgery (2.2% for AVODART vs. 4.1% for placebo, $P < 0.001$; 48% reduction in risk, [95% CI: 26% to 63%]). See Figures 2 and 3.

Figure 2. Percent of Subjects Developing Acute Urinary Retention Over a 24-Month Period (Randomized, Double-Blind, Placebo-Controlled Studies Pooled)

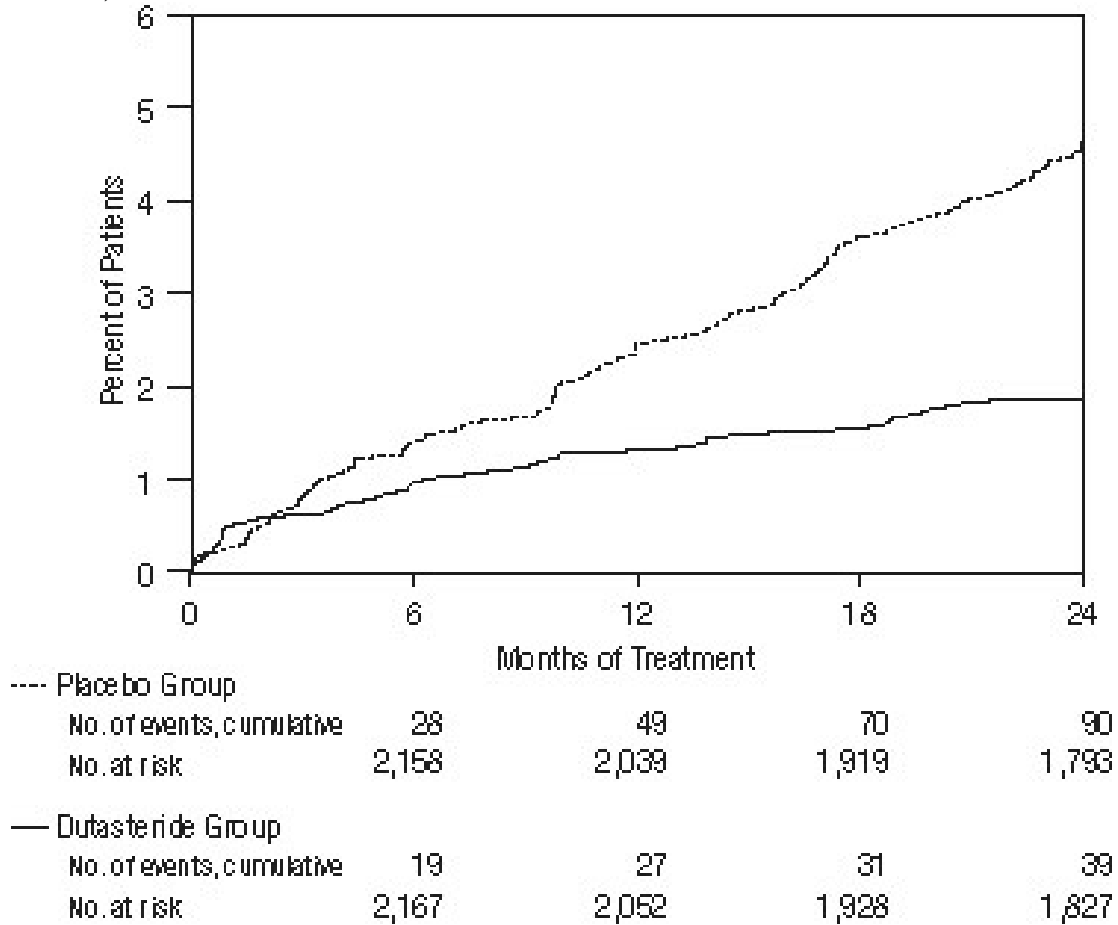
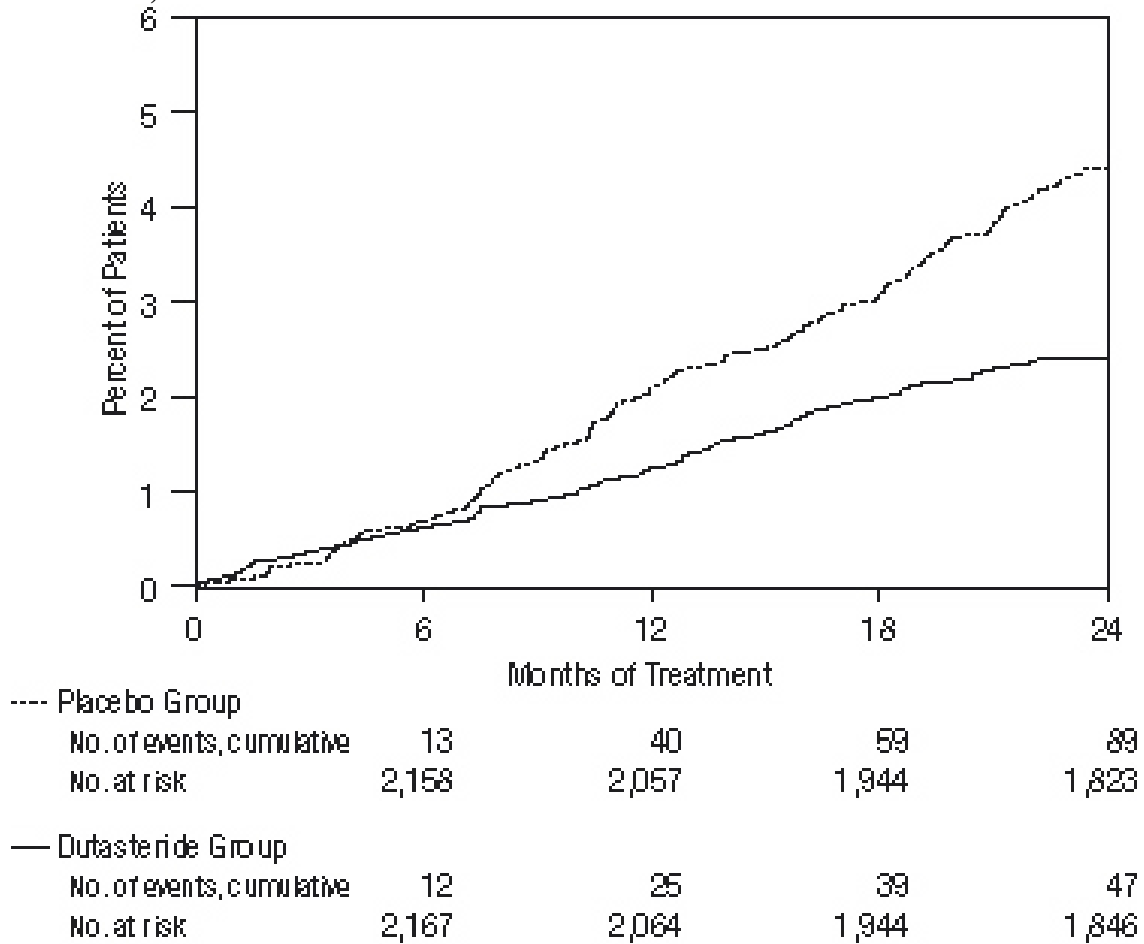


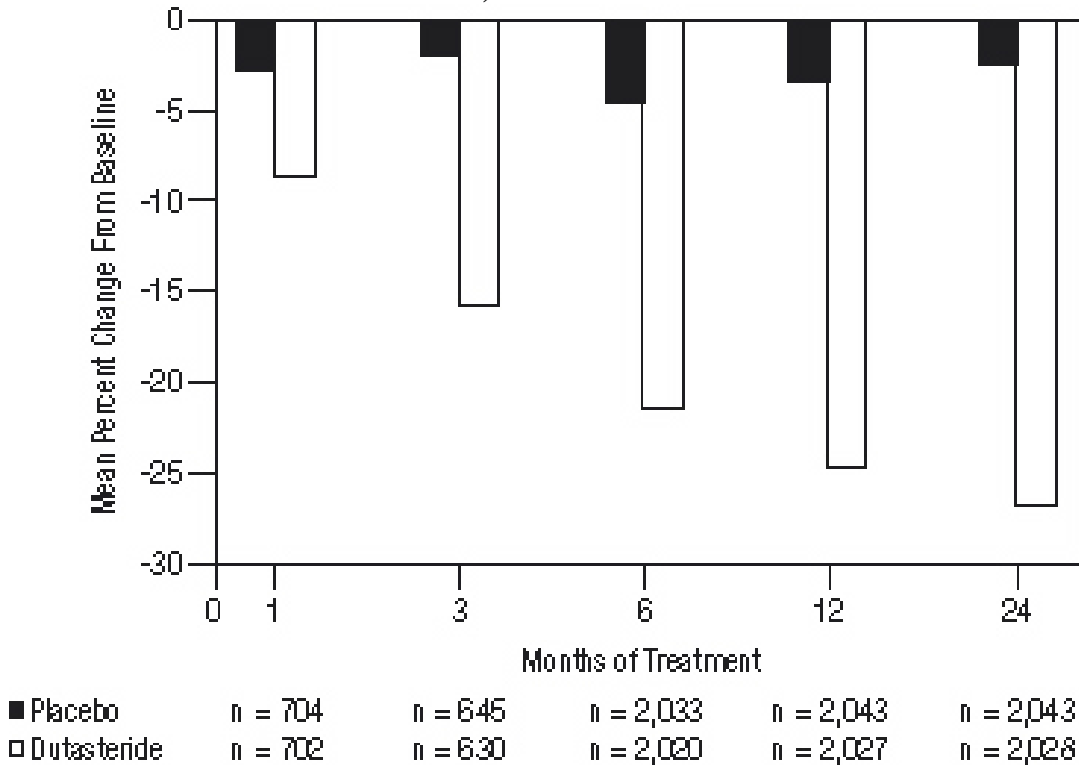
Figure 3. Percent of Subjects Having Surgery for Benign Prostatic Hyperplasia Over a 24-Month Period (Randomized, Double-Blind, Placebo-Controlled Studies Pooled)



Effect on Prostate Volume: A prostate volume of at least 30 cc measured by transrectal ultrasound was required for study entry. The mean prostate volume at study entry was approximately 54 cc.

Statistically significant differences (AVODART versus placebo) were noted at the earliest post-treatment prostate volume measurement in each study (Month 1, Month 3, or Month 6) and continued through Month 24. At Month 12, the mean percent change in prostate volume across the 3 studies pooled was -24.7% for dutasteride and -3.4% for placebo; the mean difference (dutasteride minus placebo) was -21.3% (range: -21.0% to -21.6% in each of the 3 studies, $P < 0.001$). At Month 24, the mean percent change in prostate volume across the 3 studies pooled was -26.7% for dutasteride and -2.2% for placebo with a mean difference of -24.5% (range: -24.0% to -25.1% in each of the 3 studies, $P < 0.001$). See Figure 4. The reduction in prostate volume seen during the first 2 years of double-blind treatment was maintained throughout an additional 2 years of open-label extension studies.

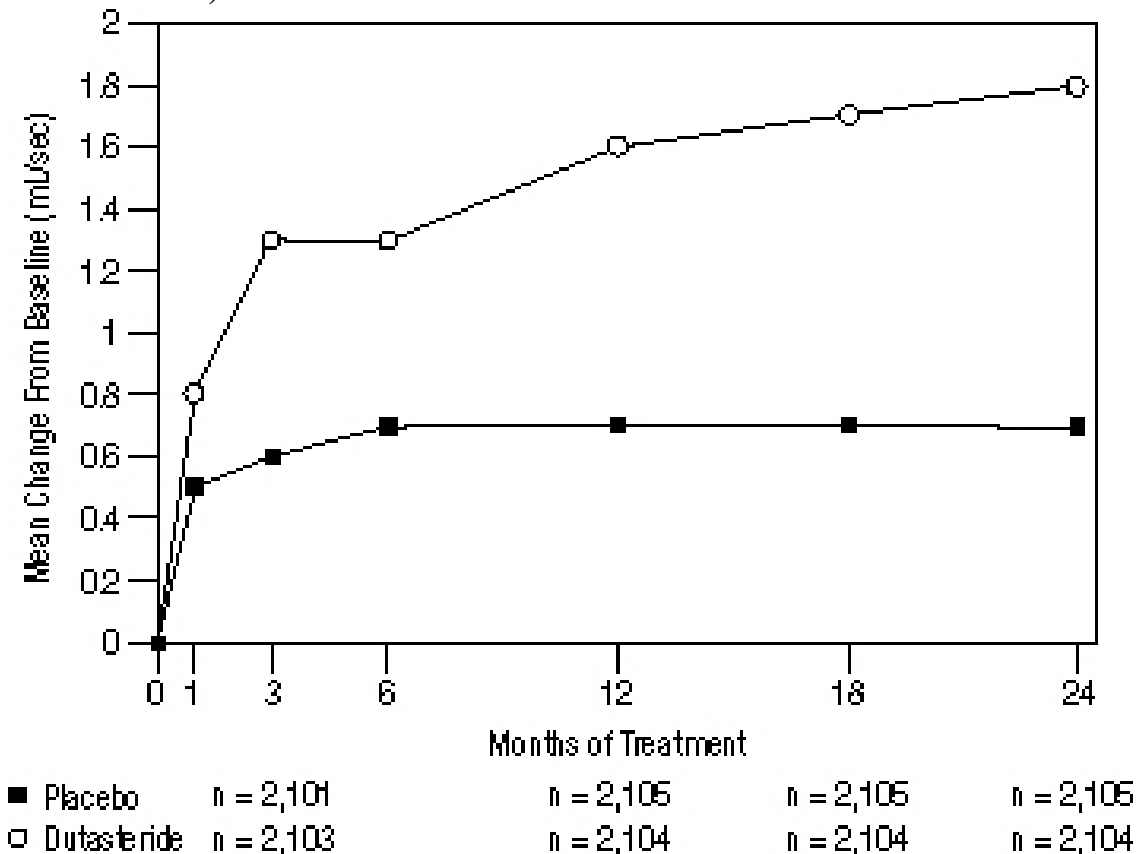
Figure 4. Prostate Volume Percent Change From Baseline (Randomized, Double-Blind, Placebo-Controlled Studies Pooled)



Effect on Maximum Urine Flow Rate: A mean peak urine flow rate (Q_{max}) of ≤ 15 mL/sec was required for study entry. Q_{max} was approximately 10 mL/sec at baseline across the 3 pivotal studies.

Differences between the 2 groups were statistically significant from baseline at Month 3 in all 3 studies and were maintained through Month 12. At Month 12, the mean increase in Q_{max} across the 3 studies pooled was 1.6 mL/sec for AVODART and 0.7 mL/sec for placebo; the mean difference (dutasteride minus placebo) was 0.8 mL/sec (range: 0.7 to 1.0 mL/sec in each of the 3 studies, $P < 0.001$). At Month 24, the mean increase in Q_{max} was 1.8 mL/sec for dutasteride and 0.7 mL/sec for placebo, with a mean difference of 1.1 mL/sec (range: 1.0 to 1.2 mL/sec in each of the 3 studies, $P < 0.001$). See Figure 5. The increase in maximum urine flow rate seen during the first 2 years of double-blind treatment was maintained throughout an additional 2 years of open-label extension studies.

Figure 5. Q_{max} Change From Baseline (Randomized, Double-Blind, Placebo-Controlled Studies Pooled)



Summary of Clinical Studies: Data from 3 large, well-controlled efficacy studies demonstrate that treatment with AVODART (0.5 mg once daily) reduces the risk of both AUR and BPH-related surgical intervention relative to placebo, improves BPH-related symptoms, decreases prostate volume, and increases maximum urinary flow rates. These data suggest that AVODART arrests the disease process of BPH in men with an enlarged prostate.

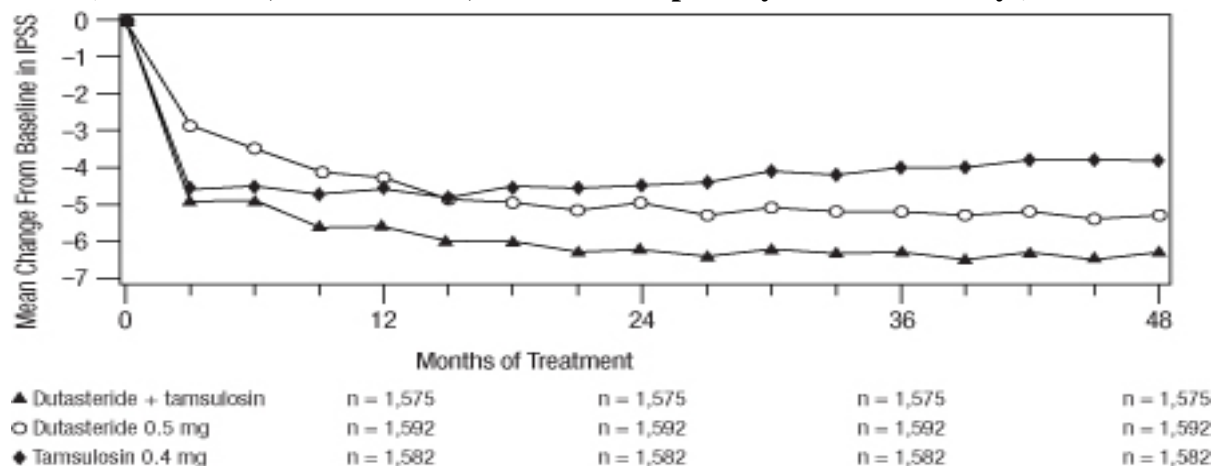
14.2 Combination With Alpha-Blocker Therapy (CombAT)

The efficacy of combination therapy (AVODART 0.5 mg/day plus tamsulosin 0.4 mg/day, n = 1,610) was compared with AVODART alone (n = 1,623) or tamsulosin alone (n = 1,611) in a 4-year multicenter, randomized, double-blind study. Study entry criteria were similar to the double-blind, placebo-controlled monotherapy efficacy trials described above in section 14.1. Eighty-eight percent (88%) of the enrolled study population was Caucasian. Approximately 52% of subjects had previous exposure to 5 alpha-reductase inhibitor or alpha adrenergic antagonist treatment. Of the 4,844 subjects randomly assigned to receive treatment, 69% of subjects in the combination group, 67% in the group receiving AVODART, and 61% in the tamsulosin group completed 4 years of double-blind treatment.

Effect on Symptom Score: Symptoms were quantified using the first 7 questions of the International Prostate Symptom Score (IPSS) (identical to the AUA-SI). The baseline score was

approximately 16.4 units for each treatment group. Combination therapy was statistically superior to each of the monotherapy treatments in decreasing symptom score at Month 24, the primary time point for this endpoint. At Month 24 the mean changes from baseline (\pm SD) in IPSS total symptom scores were -6.2 (\pm 7.14) for combination, -4.9 (\pm 6.81) for AVODART, and -4.3 (\pm 7.01) for tamsulosin, with a mean difference between combination and AVODART of -1.3 units ($P < 0.001$; [95% CI: -1.69, -0.86]), and between combination and tamsulosin of -1.8 units ($P < 0.001$; [95% CI: -2.23, -1.40]). A significant difference was seen by Month 9 and continued through Month 48. At Month 48 the mean changes from baseline (\pm SD) in IPSS total symptom scores were -6.3 (\pm 7.40) for combination, -5.3 (\pm 7.14) for AVODART, and -3.8 (\pm 7.74) for tamsulosin, with a mean difference between combination and AVODART of -0.96 units ($P < 0.001$; [95% CI: -1.40, -0.52]), and between combination and tamsulosin of -2.5 units ($P < 0.001$; [95% CI: -2.96, -2.07]). See Figure 6.

Figure 6. International Prostate Symptom Score Change From Baseline Over a 48-Month Period (Randomized, Double-Blind, Parallel Group Study [CombAT Study])

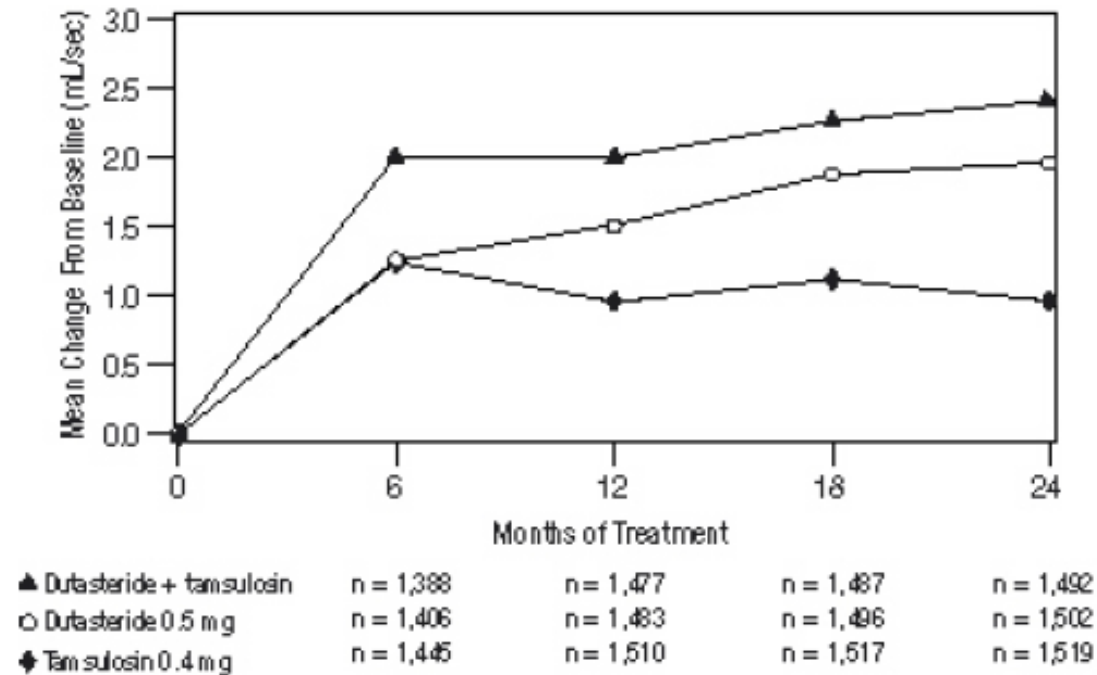


Effect on Acute Urinary Retention or the Need for BPH-Related Surgery: After 4 years of treatment, combination therapy with AVODART and tamsulosin did not provide benefit over monotherapy with AVODART in reducing the incidence of AUR or BPH-related surgery.

Effect on Maximum Urine Flow Rate: The baseline Q_{max} was approximately 10.7 mL/sec for each treatment group. Combination therapy was statistically superior to each of the monotherapy treatments in increasing Q_{max} at Month 24, the primary time point for this endpoint. At Month 24, the mean increases from baseline (\pm SD) in Q_{max} were 2.4 (\pm 5.26) mL/sec for combination, 1.9 (\pm 5.10) mL/sec for AVODART, and 0.9 (\pm 4.57) mL/sec for tamsulosin, with a mean difference between combination and AVODART of 0.5 mL/sec ($P = 0.003$; [95% CI: 0.17, 0.84]), and between combination and tamsulosin of 1.5 mL/sec ($P < 0.001$; [95% CI: 1.19, 1.86]). This difference was seen by Month 6 and continued through Month 24. See Figure 7.

The additional improvement in Q_{max} of combination therapy over monotherapy with AVODART was no longer statistically significant at Month 48.

Figure 7. Q_{max} Change From Baseline Over a 24-Month Period (Randomized, Double-Blind, Parallel Group Study [CombAT Study])



Effect on Prostate Volume: The mean prostate volume at study entry was approximately 55 cc. At Month 24, the primary time point for this endpoint, the mean percent changes from baseline (\pm SD) in prostate volume were -26.9% (\pm 22.57) for combination therapy, -28.0% (\pm 24.88) for AVODART, and 0% (\pm 31.14) for tamsulosin, with a mean difference between combination and AVODART of 1.1% ($P = NS$; [95% CI: -0.6, 2.8]), and between combination and tamsulosin of -26.9% ($P < 0.001$; [95% CI: -28.9, -24.9]). Similar changes were seen at Month 48: -27.3% (\pm 24.91) for combination therapy, -28.0% (\pm 25.74) for AVODART, and +4.6% (\pm 35.45) for tamsulosin.

16 HOW SUPPLIED/STORAGE AND HANDLING

AVODART Soft Gelatin Capsules 0.5 mg are oblong, opaque, dull yellow, gelatin capsules imprinted with “GX CE2” with red edible ink on one side packaged in bottles of 30 (NDC 0173-0712-15) and 90 (NDC 0173-0712-04) with child-resistant closures.

Store at 25°C (77°F); excursions permitted to 15-30°C (59-86°F) [see USP Controlled Room Temperature].

Dutasteride is absorbed through the skin. AVODART Capsules should not be handled by women who are pregnant or who could become pregnant because of the potential for absorption of dutasteride and the subsequent potential risk to a developing male fetus [see Warnings and

Precautions (5.4)].

17 PATIENT COUNSELING INFORMATION

See FDA-approved patient labeling (Patient Information).

17.1 PSA Monitoring

Physicians should inform patients that AVODART reduces serum PSA levels by approximately 50% within 3 to 6 months of therapy, although it may vary for each individual. For patients undergoing PSA screening, increases in PSA levels while on treatment with AVODART may signal the presence of prostate cancer and should be evaluated by a healthcare provider [*see Warnings and Precautions (5.1)]*.

17.2 Increased Risk of High-grade Prostate Cancer

Physicians should inform patients that there was an increase in high-grade prostate cancer in men treated with 5 alpha-reductase inhibitors (which are indicated for BPH treatment), including AVODART, compared with those treated with placebo in studies looking at the use of these drugs to reduce the risk of prostate cancer [*see Indications and Usage (1.3), Warnings and Precautions (5.2), Adverse Reactions (6.1)]*.

17.3 Exposure of Women—Risk to Male Fetus

Physicians should inform patients that AVODART Capsules should not be handled by a woman who is pregnant or who could become pregnant because of the potential for absorption of dutasteride and the subsequent potential risk to a developing male fetus. Dutasteride is absorbed through the skin and could result in unintended fetal exposure. If a pregnant woman or woman of childbearing potential comes in contact with leaking AVODART Capsules, the contact area should be washed immediately with soap and water [*see Warnings and Precautions (5.4), Use in Specific Populations (8.1)]*.

17.4 Blood Donation

Physicians should inform men treated with AVODART that they should not donate blood until at least 6 months following their last dose to prevent pregnant women from receiving dutasteride through blood transfusion [*see Warnings and Precautions (5.5)]*. Serum levels of dutasteride are detectable for 4 to 6 months after treatment ends [*see Clinical Pharmacology (12.3)]*.



GlaxoSmithKline
Research Triangle Park, NC 27709

Manufactured by Catalent Pharma Solutions
Somerset, NJ 08873 for
GlaxoSmithKline, Research Triangle Park, NC 27709

©2012, GlaxoSmithKline. All rights reserved.

AVT:9PI

PHARMACIST—DETACH HERE AND GIVE INSTRUCTIONS TO PATIENT

Patient Information

**AVODART[®] (av' ō dart)
(dutasteride) Capsules**

AVODART is for use by men only.

Read this patient information before you start taking AVODART and each time you get a refill. There may be new information. This information does not take the place of talking with your healthcare provider about your medical condition or your treatment.

What is AVODART?

AVODART is a prescription medicine that contains dutasteride. AVODART is used to treat the symptoms of benign prostatic hyperplasia (BPH) in men with an enlarged prostate to:

- improve symptoms
- reduce the risk of acute urinary retention (a complete blockage of urine flow)
- reduce the risk of the need for BPH-related surgery

Who should NOT take AVODART?

Do Not Take AVODART if you are:

- pregnant or could become pregnant. AVODART may harm your unborn baby. Pregnant women should not touch AVODART Capsules. If a woman who is pregnant with a male baby gets enough AVODART in her body by swallowing or touching AVODART, the male baby may be born with sex organs that are not normal. If a pregnant woman or woman of childbearing potential comes in contact with leaking AVODART Capsules, the contact area should be washed immediately with soap and water.
- a child or a teenager.
- allergic to dutasteride or any of the ingredients in AVODART. See the end of this leaflet for a complete list of ingredients in AVODART.
- allergic to other 5 alpha-reductase inhibitors, for example, PROSCAR

(finasteride) Tablets.

What should I tell my healthcare provider before taking AVODART?

Before you take AVODART, tell your healthcare provider if you:

- have liver problems

Tell your healthcare provider about all the medicines you take, including prescription and non-prescription medicines, vitamins, and herbal supplements. AVODART and other medicines may affect each other, causing side effects. AVODART may affect the way other medicines work, and other medicines may affect how AVODART works.

Know the medicines you take. Keep a list of them to show your healthcare provider and pharmacist when you get a new medicine.

How should I take AVODART?

- Take 1 AVODART capsule once a day.
- Swallow AVODART capsules whole. Do not crush, chew, or open AVODART capsules because the contents of the capsule may irritate your lips, mouth, or throat.
- You can take AVODART with or without food.
- If you miss a dose, you may take it later that day. Do not make up the missed dose by taking 2 doses the next day.

What should I avoid while taking AVODART?

- You should not donate blood while taking AVODART or for 6 months after you have stopped AVODART. This is important to prevent pregnant women from receiving AVODART through blood transfusions.

What are the possible side effects of AVODART?

AVODART may cause serious side effects, including:

- **Rare and serious allergic reactions, including:**

- swelling of your face, tongue, or throat
- serious skin reactions, such as skin peeling

Get medical help right away if you have these serious allergic reactions.

- **Higher chance of a more serious form of prostate cancer.**

The most common side effects of AVODART include:

- trouble getting or keeping an erection (impotence)

- a decrease in sex drive (libido)
- ejaculation problems
- enlarged or painful breasts. If you notice breast lumps or nipple discharge, you should talk to your healthcare provider.

AVODART has been shown to reduce sperm count, semen volume, and sperm movement. However, the effect of AVODART on male fertility is not known.

Prostate-Specific Antigen (PSA) Test: Your healthcare provider may check you for other prostate problems, including prostate cancer before you start and while you take AVODART. A blood test called PSA (prostate-specific antigen) is sometimes used to see if you might have prostate cancer. AVODART will reduce the amount of PSA measured in your blood. Your healthcare provider is aware of this effect and can still use PSA to see if you might have prostate cancer. Increases in your PSA levels while on treatment with AVODART (even if the PSA levels are in the normal range) should be evaluated by your healthcare provider.

Tell your healthcare provider if you have any side effect that bothers you or that does not go away.

These are not all the possible side effects with AVODART. For more information, ask your healthcare provider or pharmacist.

Call your doctor for medical advice about side effects. You may report side effects to FDA at 1-800-FDA-1088.

How should I store AVODART?

- Store AVODART Capsules at room temperature (59°F to 86°F or 15°C to 30°C).
- AVODART Capsules may become deformed and/or discolored if kept at high temperatures.
- Do not use AVODART if your capsules are deformed, discolored, or leaking.
- Safely throw away medicine that is no longer needed.

Keep AVODART and all medicines out of the reach of children.

Medicines are sometimes prescribed for purposes other than those listed in a patient leaflet. Do not use AVODART for a condition for which it was not prescribed. Do not give AVODART to other people, even if they have the same symptoms that you have. It may harm them.

This patient information leaflet summarizes the most important information about AVODART. If you would like more information, talk with your healthcare provider. You can ask your pharmacist or healthcare provider for information about AVODART

that is written for health professionals.

For more information, go to www.AVODART.com or call 1-888-825-5249.

What are the ingredients in AVODART?

Active ingredient: dutasteride.

Inactive ingredients: butylated hydroxytoluene, ferric oxide (yellow), gelatin (from certified BSE-free bovine sources), glycerin, mono-di-glycerides of caprylic/capric acid, titanium dioxide, and edible red ink.

How does AVODART work?

Prostate growth is caused by a hormone in the blood called dihydrotestosterone (DHT). AVODART lowers DHT production in the body, leading to shrinkage of the enlarged prostate in most men. While some men have fewer problems and symptoms after 3 months of treatment with AVODART, a treatment period of at least 6 months is usually necessary to see if AVODART will work for you.



GlaxoSmithKline
Research Triangle Park, NC 27709

Manufactured by Catalent Pharma Solutions
Somerset, NJ 08873 for
GlaxoSmithKline, Research Triangle Park, NC 27709

©2012, GlaxoSmithKline. All rights reserved.

June 2012
AVT:6PIL