

**Lift flap for Special Offer!**

Lot  
Exp

**Drug Facts**

**Active ingredient (in each lozenge)** Purpose  
Nicotine polacrilex, 2mg ..... Stop smoking aid

**Use** • reduces withdrawal symptoms, including nicotine craving, associated with quitting smoking

**Warnings**  
**If you are pregnant or breast-feeding, only use this medicine on the advice of your health care provider.** Smoking can seriously harm your child. Try to stop smoking without using any nicotine replacement medicine. This medicine is believed to be safer than smoking. However, the risks to your child from this medicine are not fully known.

**Do not use**  
• if you continue to smoke, chew tobacco, use snuff, or use a nicotine patch or other nicotine containing products

**Ask a doctor before use if you have**  
• heart disease, recent heart attack, or irregular heartbeat. Nicotine can increase your heart rate.  
• high blood pressure not controlled with medication. Nicotine can increase your blood pressure.  
• stomach ulcer or diabetes


**Ask a doctor or pharmacist before use if you are**  
• using a non-nicotine stop smoking drug  
• taking prescription medicine for depression or asthma. Your prescription dose may need to be adjusted.

**Stop use and ask a doctor if**  
• mouth problems occur  
• persistent indigestion or severe sore throat occurs  
• irregular heartbeat or palpitations occur  
• you get symptoms of nicotine overdose such as nausea, vomiting, dizziness, diarrhea, weakness and rapid heartbeat

**Flip open for Directions and additional information**  
**Retain this package for complete product information**

■ not for sale to those under 18 years of age  
■ proof of age required  
■ not for sale in vending machines or from any source where proof of age cannot be verified

**TAMPER EVIDENT FEATURE:**  
Do not use if clear neckband printed "SEALED FOR SAFETY" is missing or broken. Retain outer carton for full product uses, directions and warnings.



3 0766-7880-57 1

Back of Card

NDC 0135-0508-04

**SEE INSIDE for Special Offer!**

**Nicorette**<sup>®</sup>  
nicotine polacrilex lozenge, 2mg  
stop smoking aid

**mini Lozenge**

**2 mg** FOR THOSE WHO SMOKE THEIR FIRST CIGARETTE MORE THAN 30 MINUTES AFTER WAKING UP.

If you smoke your first cigarette **WITHIN 30 MINUTES** of waking up, use Nicorette 4mg Lozenge



**20 LOZENGES**  
2mg Each (1 Vial of 20)

PE13

Front

**Drug Facts (continued)**

**Keep out of reach of children and pets.** Nicotine lozenges may have enough nicotine to make children and pets sick. If you need to remove the lozenge, wrap it in paper and throw away in the trash. In case of overdose, get medical help or contact a Poison Control Center right away.

**Directions**

- if you are under 18 years of age, ask a doctor before use
- before using this product, read the enclosed User's Guide for complete directions and other important information
- stop smoking completely when you begin using the lozenge
- if you smoke your first cigarette within 30 minutes of waking up, use 4mg nicotine lozenge
- if you smoke your first cigarette more than 30 minutes after waking up, use 2mg nicotine lozenge according to the following 12 week schedule:

Weeks 1 to 6	Weeks 7 to 9	Weeks 10 to 12
1 lozenge every 1 to 2 hours	1 lozenge every 2 to 4 hours	1 lozenge every 4 to 8 hours

- nicotine lozenge is a medicine and must be used a certain way to get the best results
- place the lozenge in your mouth and allow the lozenge to slowly dissolve. Minimize swallowing. **Do not chew or swallow lozenge.**
- you may feel a warm or tingling sensation
- occasionally move the lozenge from one side of your mouth to the other until completely dissolved
- do not eat or drink 15 minutes before using or while the lozenge is in your mouth
- to improve your chances of quitting, use at least 9 lozenges per day for the first 6 weeks
- do not use more than one lozenge at a time or continuously use one lozenge after another since this may cause you hiccups, heartburn, nausea or other side effects
- do not use more than 5 lozenges in 6 hours. Do not use more than 20 lozenges per day.
- stop using the nicotine lozenge at the end of 12 weeks. If you still feel the need to use nicotine lozenges, talk to your doctor.

**Other information**

- each lozenge contains: sodium, 5mg
- store at 20 - 25°C (68 - 77°F)
- keep vial tightly closed and protect from light

**Inactive ingredients** acesulfame potassium, calcium polycarbophil, flavors, magnesium stearate, mannitol, potassium bicarbonate, sodium alginate, sodium carbonate, xanthan gum

**Questions or comments?** call toll-free 1-888-569-1743 (English/Spanish) weekdays (9:00 am - 4:30 pm ET)

Distributed By: **GlaxoSmithKline** Consumer Healthcare, L.P.  
Moon Township, PA 15108, Made in Switzerland

NICORETTE<sup>®</sup>, COMMITTED QUITTERS<sup>®</sup>, and associated logo designs and overall trade dress designs are trademarks owned and/or licensed to the GlaxoSmithKline group of companies.

©2012 GlaxoSmithKline 00000XX

Checkpoint

**TO INCREASE YOUR SUCCESS IN QUITTING:**

1. You must be motivated to quit.
2. **Use Enough** - Use at least 9 Nicorette mini lozenges per day during the first six weeks.
3. **Use Long Enough** - Use Nicorette mini lozenges for the full 12 weeks.
4. **Use With a Support Program** as directed in the enclosed User's Guide.

**Opening Directions:**  
Push in child resistant tab on the vial with thumb. Flip up the top of vial. Turn upside down and shake to remove lozenge.

**For more information and for a FREE individualized stop smoking program, please visit [www.Nicorette.com](http://www.Nicorette.com) or see inside for more details.**

MANUFACTURER'S COUPON | EXPIRES 12/31/2014

**SAVE \$5.00**  
On Nicorette Mini Lozenge (81ct)

Redeemable at food, drug and mass merchandise stores. CONSUMER: Limit 1 coupon per purchase of indicated product(s). You pay any sales tax. You are not eligible for this offer if reimbursement for the product will be sought from any federal or state healthcare program, including Medicare or Medicaid, or any similar federal or state programs, including any state pharmaceutical assistance program, or under any private insurance, HMO, or other third-party payment arrangement. RETAILER: GSK will reimburse you the face value of this coupon plus 12¢ Handling Fee if submitted in compliance with our Redemption Policy. Copy available upon request. Cash value 1/100 of 1¢. Coupon is void if altered, transferred, exchanged, sold or auctioned, copied or if prohibited by law. Good only in USA and at APOs, FPOs. Send coupons to: GlaxoSmithKline Consumer Healthcare, P.O. Box 880658, El Paso, Texas 88988-0658. ©2012 GlaxoSmithKline. Read and follow label directions.

030766-070430



Inside of Card

Lift flap for Special Offer!

Lot  
 EXP

### Drug Facts

**Active ingredient (in each lozenge)**      **Purpose**  
 Nicotine polacrilex, 2mg ..... Stop smoking aid

**Use** • reduces withdrawal symptoms, including nicotine craving, associated with quitting smoking

**Warnings**

If you are pregnant or breast-feeding, only use this medicine on the advice of your health care provider. Smoking can seriously harm your child. Try to stop smoking without using any nicotine replacement medicine. This medicine is believed to be safer than smoking. However, the risks to your child from this medicine are not fully known.

**Do not use**

- if you continue to smoke, chew tobacco, use snuff, or use a nicotine patch or other nicotine containing products

**Ask a doctor before use if you have**

- heart disease, recent heart attack, or irregular heartbeat. Nicotine can increase your heart rate.
- high blood pressure not controlled with medication. Nicotine can increase your blood pressure.
- stomach ulcer or diabetes

**Ask a doctor or pharmacist before use if you are**

- using a non-nicotine stop smoking drug
- taking prescription medicine for depression or asthma. Your prescription dose may need to be adjusted.

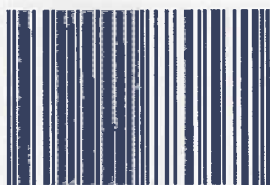
**Stop use and ask a doctor if**

- mouth problems occur
- persistent indigestion or severe sore throat occurs
- irregular heartbeat or palpitations occur
- you get symptoms of nicotine overdose such as nausea, vomiting, dizziness, diarrhea, weakness and rapid heartbeat

Flip open for Directions and additional information  
 Retain this package for complete product information

- not for sale to those under 18 years of age
- proof of age required
- not for sale in vending machines or from any source where proof of age cannot be verified

**TAMPER EVIDENT FEATURE:**  
 Do not use if clear neckband printed "SEALED FOR SAFETY" is missing or broken. Retain outer carton for full product uses, directions and warnings.



3 0766-7880-57 1

Back of Card

NDC 0135-0508-04

SEE INSIDE for Special Offer!

# Nicorette®

nicotine polacrilex lozenge, 2mg  
 stop smoking aid

## mini Lozenge

2 mg

FOR THOSE WHO SMOKE THEIR FIRST CIGARETTE MORE THAN 30 MINUTES AFTER WAKING UP.

If you smoke your first cigarette WITHIN 30 MINUTES of waking up, use Nicorette 4mg Lozenge



20 LOZENGES  
 2mg Each (1 Vial of 20)

Front

**Drug Facts** (continued)

**Keep out of reach of children and pets.** Nicotine lozenges may have enough nicotine to make children and pets sick. If you need to remove the lozenge, wrap it in paper and throw away in the trash. In case of overdose, get medical help or contact a Poison Control Center right away.

**Directions**

- if you are under 18 years of age, ask a doctor before use
- before using this product, read the enclosed User's Guide for complete directions and other important information
- stop smoking completely when you begin using the lozenge
- if you smoke your first cigarette within 30 minutes of waking up, use 4mg nicotine lozenge
- if you smoke your first cigarette more than 30 minutes after waking up, use 2mg nicotine lozenge according to the following 12 week schedule:

Weeks 1 to 6	Weeks 7 to 9	Weeks 10 to 12
1 lozenge every 1 to 2 hours	1 lozenge every 2 to 4 hours	1 lozenge every 4 to 8 hours

- nicotine lozenge is a medicine and must be used a certain way to get the best results
- place the lozenge in your mouth and allow the lozenge to slowly dissolve. Minimize swallowing. **Do not chew or swallow lozenge.**
- you may feel a warm or tingling sensation
- occasionally move the lozenge from one side of your mouth to the other until completely dissolved
- do not eat or drink 15 minutes before using or while the lozenge is in your mouth
- to improve your chances of quitting, use at least 9 lozenges per day for the first 6 weeks
- do not use more than one lozenge at a time or continuously use one lozenge after another since this may cause you hiccups, heartburn, nausea or other side effects
- do not use more than 5 lozenges in 6 hours. Do not use more than 20 lozenges per day.
- stop using the nicotine lozenge at the end of 12 weeks. If you still feel the need to use nicotine lozenges, talk to your doctor.

**Other information**

- each lozenge contains: sodium, 5mg
- store at 20 - 25°C (68 - 77°F)
- keep vial tightly closed and protect from light

**Inactive ingredients** acesulfame potassium, calcium polycarboxylate, flavors, magnesium stearate, mannitol, potassium bicarbonate, sodium alginate, sodium carbonate, xanthan gum

**Questions or comments?** call toll-free 1-888-569-1743 (English/Spanish) weekdays (9:00 am - 4:30 pm ET)

Distributed By: **GlaxoSmithKline** Consumer Healthcare, L.P. Moon Township, PA 15108, Made in Switzerland

NICORETTE®, COMMITTED QUITTERS®, and associated logo designs and overall trade dress designs are trademarks owned and/or licensed to the GlaxoSmithKline group of companies.

©2012 GlaxoSmithKline

00000XX



**TO INCREASE YOUR SUCCESS IN QUITTING:**

1. You must be motivated to quit.
2. **Use Enough** - Use at least 9 Nicorette mini lozenges per day during the first six weeks.
3. **Use Long Enough** - Use Nicorette mini lozenges for the full 12 weeks.
4. **Use With a Support Program** as directed in the enclosed User's Guide.



**Opening Directions:**

Push in child resistant tab on the vial with thumb. Flip up the top of vial. Turn upside down and shake to remove lozenge.

For more information and for a **FREE individualized stop smoking program**, please visit [www.Nicorette.com](http://www.Nicorette.com) or see inside for more details.



MANUFACTURER'S COUPON | EXPIRES 12/31/2014



**SAVE \$5.00**

**On Nicorette Mini Lozenge (81ct)**

Redeemable at food, drug and mass merchandise stores. CONSUMER: Limit 1 coupon per purchase of indicated product(s). You pay any sales tax. You are not eligible for this offer if reimbursement for the product will be sought from any federal or state healthcare program, including Medicare or Medicaid, or any similar federal or state programs, including any state pharmaceutical assistance program, or under any private insurance, HMO, or other third-party payment arrangement. RETAILER: GSK will reimburse you the face value of this coupon plus 12¢ Handling Fee if submitted in compliance with our Redemption Policy. Copy available upon request. Cash value 1/100 of 1¢. Coupon is void if altered, transferred, exchanged, sold or auctioned, copied or if prohibited by law. Good only in USA and at APOs, FPOs. Send coupons to: GlaxoSmithKline Consumer Healthcare, P.O. Box 880658, El Paso, Texas 88588-0658. ©2012 GlaxoSmithKline. Read and follow label directions.

030766-070430



Inside of Card

**Lift flap for Special Offer!**

Lot  
Exp

**Drug Facts**

**Active ingredient (in each lozenge)** Purpose  
Nicotine polacrilex, 4mg ..... Stop smoking aid

**Use** • reduces withdrawal symptoms, including nicotine craving, associated with quitting smoking

**Warnings**  
**If you are pregnant or breast-feeding, only use this medicine on the advice of your health care provider.**  
Smoking can seriously harm your child. Try to stop smoking without using any nicotine replacement medicine. This medicine is believed to be safer than smoking. However, the risks to your child from this medicine are not fully known.

**Do not use**  
• if you continue to smoke, chew tobacco, use snuff, or use a nicotine patch or other nicotine containing products

**Ask a doctor before use if you have**  
• heart disease, recent heart attack, or irregular heartbeat. Nicotine can increase your heart rate.  
• high blood pressure not controlled with medication. Nicotine can increase your blood pressure.  
• stomach ulcer or diabetes


**Ask a doctor or pharmacist before use if you are**  
• using a non-nicotine stop smoking drug  
• taking prescription medicine for depression or asthma. Your prescription dose may need to be adjusted.

**Stop use and ask a doctor if**  
• mouth problems occur  
• persistent indigestion or severe sore throat occurs  
• irregular heartbeat or palpitations occur  
• you get symptoms of nicotine overdose such as nausea, vomiting, dizziness, diarrhea, weakness and rapid heartbeat

**Flip open for Directions and additional information**  
**Retain this package for complete product information**

■ not for sale to those under 18 years of age  
■ proof of age required  
■ not for sale in vending machines or from any source where proof of age cannot be verified

**TAMPER EVIDENT FEATURE:**  
Do not use if clear neckband printed "SEALED FOR SAFETY" is missing or broken. Retain outer carton for full product uses, directions and warnings.



3 0766-7880-77 9

Back of Card


NDC 0135-0509-04

**SEE INSIDE for Special Offer!**


**Nicorette**<sup>®</sup>  
nicotine polacrilex lozenge, 4mg  
stop smoking aid

**mini Lozenge**

**4 mg** FOR THOSE WHO SMOKE THEIR FIRST CIGARETTE WITHIN 30 MINUTES OF WAKING UP.  
If you smoke your first cigarette MORE THAN 30 MINUTES after waking up, use Nicorette 2mg Lozenge



**20 LOZENGES**  
4mg Each (1 Vial of 20)



Front

**Drug Facts (continued)**

**Keep out of reach of children and pets.** Nicotine lozenges may have enough nicotine to make children and pets sick. If you need to remove the lozenge, wrap it in paper and throw away in the trash. In case of overdose, get medical help or contact a Poison Control Center right away.

**Directions**  
• if you are under 18 years of age, ask a doctor before use  
• before using this product, read the enclosed User's Guide for complete directions and other important information  
• stop smoking completely when you begin using the lozenge  
• if you smoke your first cigarette more than 30 minutes after waking up, use 2mg nicotine lozenge  
• if you smoke your first cigarette within 30 minutes of waking up, use 4mg nicotine lozenge according to the following 12 week schedule:

Weeks 1 to 6	Weeks 7 to 9	Weeks 10 to 12
1 lozenge every 1 to 2 hours	1 lozenge every 2 to 4 hours	1 lozenge every 4 to 8 hours

• nicotine lozenge is a medicine and must be used a certain way to get the best results  
• place the lozenge in your mouth and allow the lozenge to slowly dissolve. Minimize swallowing. **Do not chew or swallow lozenge.**  
• you may feel a warm or tingling sensation  
• occasionally move the lozenge from one side of your mouth to the other until completely dissolved  
• do not eat or drink 15 minutes before using or while the lozenge is in your mouth  
• to improve your chances of quitting, use at least 9 lozenges per day for the first 6 weeks  
• do not use more than one lozenge at a time or continuously use one lozenge after another since this may cause you hiccups, heartburn, nausea or other side effects  
• do not use more than 5 lozenges in 6 hours. Do not use more than 20 lozenges per day.  
• stop using the nicotine lozenge at the end of 12 weeks. If you still feel the need to use nicotine lozenges, talk to your doctor.

**Other information**  
• each lozenge contains: sodium, 5mg  
• store at 20 - 25°C (68 - 77°F)  
• keep vial tightly closed and protect from light

**Inactive ingredients** acesulfame potassium, calcium polycarbophil, flavors, magnesium stearate, mannitol, potassium bicarbonate, sodium alginate, sodium carbonate, xanthan gum

**Questions or comments?** call toll-free 1-888-569-1743 (English/Spanish) weekdays (9:00 am - 4:30 pm ET)

Distributed By: **GlaxoSmithKline** Consumer Healthcare, L.P.  
Moon Township, PA 15108, Made in Switzerland

NICORETTE®, COMMITTED QUITTERS®, and associated logo designs and overall trade dress designs are trademarks owned and/or licensed to the GlaxoSmithKline group of companies.

©2012 GlaxoSmithKline 00000XX

Fugitive Glue

Checkpoint

**TO INCREASE YOUR SUCCESS IN QUITTING:**

1. You must be motivated to quit.
2. **Use Enough** - Use at least 9 Nicorette mini lozenges per day during the first six weeks.
3. **Use Long Enough** - Use Nicorette mini lozenges for the full 12 weeks.
4. **Use With a Support Program** as directed in the enclosed User's Guide.

**Opening Directions:**  
Push in child resistant tab on the vial with thumb. Flip up the top of vial. Turn upside down and shake to remove lozenge.

**For more information and for a FREE individualized stop smoking program, please visit [www.Nicorette.com](http://www.Nicorette.com) or see inside for more details.**

MANUFACTURER'S COUPON | EXPIRES 12/31/2014

**SAVE \$5.00**  
On Nicorette Mini Lozenge (81ct)

Redeemable at food, drug and mass merchandise stores. CONSUMER: Limit 1 coupon per purchase of indicated product(s). You pay any sales tax. You are not eligible for this offer if reimbursement for the product will be sought from any federal or state healthcare program, including Medicare or Medicaid, or any similar federal or state programs, including any state pharmaceutical assistance program, or under any private insurance, HMO, or other third-party payment arrangement. RETAILER: GSK will reimburse you the face value of this coupon plus 12% Handling Fee if submitted in compliance with our Redemption Policy. Copy available upon request. Cash value 1/100 of 1¢. Coupon is void if altered, transferred, exchanged, sold or auctioned, copied or if prohibited by law. Good only in USA and at APOs, FPOs. Send coupons to: GlaxoSmithKline Consumer Healthcare, P.O. Box 880658, El Paso, Texas 88588-0658. ©2012 GlaxoSmithKline. Read and follow label directions.

030766-070430




Inside of Card

**Lift flap for Special Offer!**

Drug Facts	Purpose
<b>Active ingredient (in each lozenge)</b> Nicotine polacrilex, 2mg	Stop smoking aid
<b>Use</b> • reduces withdrawal symptoms, including nicotine craving, associated with quitting smoking	
<b>Warnings</b> <b>If you are pregnant or breast-feeding, only use this medicine on the advice of your health care provider.</b> Smoking can seriously harm your child. Try to stop smoking without using any nicotine replacement medicine. This medicine is believed to be safer than smoking. However, the risks to your child from this medicine are not fully known.	
<b>Do not use</b> • if you continue to smoke, chew tobacco, use snuff, or use a nicotine patch or other nicotine containing products	
<b>Ask a doctor before use if you have</b> • heart disease, recent heart attack, or irregular heartbeat. Nicotine can increase your heart rate. • high blood pressure not controlled with medication. Nicotine can increase your blood pressure. • stomach ulcer or diabetes	
<b>Ask a doctor or pharmacist before use if you are</b> • using a non-nicotine stop smoking drug • taking prescription medicine for depression or asthma. Your prescription dose may need to be adjusted.	
<b>Stop use and ask a doctor if</b> • mouth problems occur • persistent indigestion or severe sore throat occurs • irregular heartbeat or palpitations occur • you get symptoms of nicotine overdose such as nausea, vomiting, dizziness, diarrhea, weakness and rapid heartbeat	
<b>Keep out of reach of children and pets.</b> Nicotine lozenges may have enough nicotine to make children and pets sick. If you need to remove the lozenge, wrap it in paper and throw away in the trash. In case of overdose, get medical help or contact a Poison Control Center right away.	
<b>Directions</b> • if you are under 18 years of age, ask a doctor before use	

Flip open for Directions and additional information  
Retain this package for complete product information

not for sale to those under 18 years of age  
 proof of age required  
 not for sale in vending machines or from any source where proof of age cannot be verified



3 0766-7880-57 1

Back of Card

**SEE INSIDE for Special Offer!**

# Nicorette®

nicotine polacrilex lozenge, 2mg  
stop smoking aid

## mini Lozenge



**2 mg**

**FOR THOSE WHO SMOKE THEIR FIRST CIGARETTE MORE THAN 30 MINUTES AFTER WAKING UP.**  
If you smoke your first cigarette **WITHIN 30 MINUTES** of waking up, use Nicorette 4mg Lozenge

**20 LOZENGES**  
2mg Each (1 Vial of 20)

Blister Placement

Front of Card



**Opening Directions:**  
Push in child resistant tab on the vial with thumb. Flip up the top of vial. Turn upside down and shake to remove lozenge.

**TO INCREASE YOUR SUCCESS IN QUITTING:**

1. You must be motivated to quit.
2. **Use Enough** - Use at least 9 Nicorette mini lozenges per day during the first six weeks.
3. **Use Long Enough** - Use Nicorette mini lozenges for the full 12 weeks.
4. **Use With a Support Program** as directed in the enclosed User's Guide.

**TAMPER EVIDENT FEATURE:** Do not use if clear neckband printed "SEALED FOR SAFETY" is missing or broken. Retain outer carton for full product uses, directions and warnings.

MANUFACTURER'S COUPON      EXPIRES 12/31/2012

## SAVE \$7.00

on Nicorette®  
**mini Lozenge 81 count**



Redeemable at food, drug and mass merchandise stores. CONSUMER: Limit 1 coupon per purchase of indicated product(s). You pay any sales tax. You are not eligible for this offer if reimbursement for the product will be sought from any federal or state healthcare program, including Medicare or Medicaid, or any similar federal or state programs, including any state pharmaceutical assistance program, or under any private insurance, HMO, or other third-party payment arrangement. RETAILER: GSK will reimburse you the face value of this coupon plus 12c Handling Fee if submitted in compliance with our Redemption Policy. Copy available upon request. Cash value 1/100 of 1c. Coupon is void if altered, transferred, exchanged, sold or auctioned, copied or if prohibited by law. Good only in USA and at APOs. FPOs. Send coupons to: GlaxoSmithKline Consumer Healthcare, P.O. Box 880638, El Paso, Texas 88588-0638, ©2010 GlaxoSmithKline. Read and follow label directions.

70430



5 00766 51568 3 (8101)3 70430 1212

Inside Left Panel

**Drug Facts (continued)**

- before using this product, read the enclosed User's Guide for complete directions and other important information
- stop smoking completely when you begin using the lozenge
- if you smoke your first cigarette within 30 minutes of waking up, use 4mg nicotine lozenge
- if you smoke your first cigarette more than 30 minutes after waking up, use 2mg nicotine lozenge according to the following 12 week schedule:

Weeks 1 to 6	Weeks 7 to 9	Weeks 10 to 12
1 lozenge every 1 to 2 hours	1 lozenge every 2 to 4 hours	1 lozenge every 4 to 8 hours

- nicotine lozenge is a medicine and must be used a certain way to get the best results
- place the lozenge in your mouth and allow the lozenge to slowly dissolve. Minimize swallowing. Do not chew or swallow lozenge.
- you may feel a warm or tingling sensation
- occasionally move the lozenge from one side of your mouth to the other until completely dissolved
- do not eat or drink 15 minutes before using or while the lozenge is in your mouth
- to improve your chances of quitting, use at least 9 lozenges per day for the first 6 weeks
- do not use more than one lozenge at a time or continuously use one lozenge after another since this may cause you hiccups, heartburn, nausea or other side effects
- do not use more than 5 lozenges in 6 hours. Do not use more than 20 lozenges per day.
- stop using the nicotine lozenge at the end of 12 weeks. If you still feel the need to use nicotine lozenges, talk to your doctor.

**Other information**

- each lozenge contains: sodium, 5mg
- store at 20 - 25°C (68 - 77°F)
- keep vial tightly closed and protect from light

**Inactive ingredients**  
acesulfame potassium, calcium polycarbophil, flavors, magnesium stearate, mannitol, potassium bicarbonate, sodium alginate, sodium carbonate, xanthan gum

**Questions or comments?**  
call toll-free 1-888-569-1743 (English/Spanish) weekdays (9:00 am - 4:30 pm ET)

NICORETTE®, COMMITTED QUITTERS®, and associated logo designs and overall trade dress designs are trademarks owned and/or licensed to the GlaxoSmithKline group of companies.

Distributed By:  
**GlaxoSmithKline** Consumer Healthcare, L.P.  
Moon Township, PA 15108, Made in Switzerland

©2012 GlaxoSmithKline      00000XX

**For more information and for a FREE individualized stop smoking program, please visit [www.Nicorette.com](http://www.Nicorette.com) or see inside for more details.**


Inside Right Panel

**Lift flap for Special Offer!**

<b>Drug Facts</b>	
<b>Active ingredient (in each lozenge)</b>	<b>Purpose</b>
Nicotine polacrilex, 4mg	Stop smoking aid
<b>Use</b> • reduces withdrawal symptoms, including nicotine craving, associated with quitting smoking	
<b>Warnings</b>	
If you are pregnant or breast-feeding, only use this medicine on the advice of your health care provider. Smoking can seriously harm your child. Try to stop smoking without using any nicotine replacement medicine. This medicine is believed to be safer than smoking. However, the risks to your child from this medicine are not fully known.	
<b>Do not use</b>	
• if you continue to smoke, chew tobacco, use snuff, or use a nicotine patch or other nicotine containing products	
<b>Ask a doctor before use if you have</b>	
• heart disease, recent heart attack, or irregular heartbeat. Nicotine can increase your heart rate. • high blood pressure not controlled with medication. Nicotine can increase your blood pressure. • stomach ulcer or diabetes	
<b>Ask a doctor or pharmacist before use if you are</b>	
• using a non-nicotine stop smoking drug • taking prescription medicine for depression or asthma. Your prescription dose may need to be adjusted.	
<b>Stop use and ask a doctor if</b>	
• mouth problems occur • persistent indigestion or severe sore throat occurs • irregular heartbeat or palpitations occur • you get symptoms of nicotine overdose such as nausea, vomiting, dizziness, diarrhea, weakness and rapid heartbeat	
<b>Keep out of reach of children and pets.</b> Nicotine lozenges may have enough nicotine to make children and pets sick. If you need to remove the lozenge, wrap it in paper and throw away in the trash. In case of overdose, get medical help or contact a Poison Control Center right away.	
<b>Directions</b>	
• if you are under 18 years of age, ask a doctor before use	

Flip open for Directions and additional information  
Retain this package for complete product information

- not for sale to those under 18 years of age
- proof of age required
- not for sale in vending machines or from any source where proof of age cannot be verified



3 0766-7880-77 9

Back of Card

**SEE INSIDE for Special Offer!**

# Nicorette®

nicotine polacrilex lozenge, 4mg  
stop smoking aid

## mini Lozenge



**4 mg**

**FOR THOSE WHO SMOKE THEIR FIRST CIGARETTE WITHIN 30 MINUTES OF WAKING UP.**  
If you smoke your first cigarette MORE THAN 30 MINUTES after waking up, use Nicorette 2mg Lozenge

**20 LOZENGES**  
4mg Each (1 Vial of 20)

Blister Placement

Front of Card



**Opening Directions:**  
Push in child resistant tab on the vial with thumb. Flip up the top of vial. Turn upside down and shake to remove lozenge.

**TO INCREASE YOUR SUCCESS IN QUITTING:**

- You must be motivated to quit.
- Use Enough** - Use at least 9 Nicorette mini lozenges per day during the first six weeks.
- Use Long Enough** - Use Nicorette mini lozenges for the full 12 weeks.
- Use With a Support Program** as directed in the enclosed User's Guide.

**TAMPER EVIDENT FEATURE:** Do not use if clear neckband printed "SEALED FOR SAFETY" is missing or broken. Retain outer carton for full product uses, directions and warnings.

MANUFACTURER'S COUPON    EXPIRES 12/31/2012

## SAVE \$7.00

on Nicorette®  
mini Lozenge 81 count



Redeemable at food, drug and mass merchandise stores. CONSUMER: Limit 1 coupon per purchase of indicated product(s). You pay any sales tax. You are not eligible for this offer if reimbursement for the product will be sought from any federal or state healthcare program, including Medicare or Medicaid, or any similar federal or state programs, including any state pharmaceutical assistance program, or under any private insurance, HMO, or other third-party payment arrangement. RETAILER: GSK will reimburse you the face value of this coupon plus 12¢ Handling Fee if submitted in compliance with our Redemption Policy. Copy available upon request. Cash value 1/100 of 1¢. Coupon is void if altered, transferred, exchanged, sold or auctioned, copied or if prohibited by law. Good only in USA and at APOs, FPOs. Send coupons to: GlaxoSmithKline Consumer Healthcare, P.O. Box 880658, El Paso, Texas 88588-0658. ©2010 GlaxoSmithKline. Read and follow label directions.

70430



5 00766 51568 3 (8101) 3 70430 1212

Inside Left Panel

**Drug Facts (continued)**

- before using this product, read the enclosed User's Guide for complete directions and other important information
- stop smoking completely when you begin using the lozenge
- if you smoke your first cigarette more than 30 minutes after waking up, use 2mg nicotine lozenge
- if you smoke your first cigarette within 30 minutes of waking up, use 4mg nicotine lozenge according to the following 12 week schedule:

Weeks 1 to 6	Weeks 7 to 9	Weeks 10 to 12
1 lozenge every 1 to 2 hours	1 lozenge every 2 to 4 hours	1 lozenge every 4 to 8 hours

- nicotine lozenge is a medicine and must be used a certain way to get the best results
- place the lozenge in your mouth and allow the lozenge to slowly dissolve. Minimize swallowing. Do not chew or swallow lozenge.
- you may feel a warm or tingling sensation
- occasionally move the lozenge from one side of your mouth to the other until completely dissolved
- do not eat or drink 15 minutes before using or while the lozenge is in your mouth
- to improve your chances of quitting, use at least 9 lozenges per day for the first 6 weeks
- do not use more than one lozenge at a time or continuously use one lozenge after another since this may cause you hiccups, heartburn, nausea or other side effects
- do not use more than 5 lozenges in 6 hours. Do not use more than 20 lozenges per day.
- stop using the nicotine lozenge at the end of 12 weeks. If you still feel the need to use nicotine lozenges, talk to your doctor.

**Other information**

- each lozenge contains: sodium, 5mg
- store at 20 - 25°C (68 - 77°F)
- keep vial tightly closed and protect from light

**Inactive ingredients**  
acesulfame potassium, calcium polycarbophil, flavors, magnesium stearate, mannitol, potassium bicarbonate, sodium alginate, sodium carbonate, xanthan gum

**Questions or comments?**  
call toll-free 1-888-569-1743 (English/Spanish) weekdays (9:00 am - 4:30 pm ET)

NICORETTE®, COMMITTED QUITTERS®, and associated logo designs and overall trade dress designs are trademarks owned and/or licensed to the GlaxoSmithKline group of companies.

Distributed By:  
**GlaxoSmithKline** Consumer Healthcare, L.P.  
Moon Township, PA 15108, Made in Switzerland

For more information and for a FREE individualized stop smoking program, please visit [www.Nicorette.com](http://www.Nicorette.com) or see inside for more details.

©2012 GlaxoSmithKline    00000XX

Inside Right Panel

# Nicorette<sup>®</sup>

nicotine polacrilex lozenge, 2mg  
stop smoking aid

*mini*  
Lozenge

**135 LOZENGES**  
2mg Each (5 Vials of 27)



**Mint**

**2**  
mg

**FOR THOSE WHO SMOKE  
THEIR FIRST CIGARETTE  
MORE THAN 30 MINUTES  
AFTER WAKING UP.**

If you smoke your first cigarette  
**WITHIN 30 MINUTES** of waking up, use  
Nicorette 4mg Lozenge

**135 LOZENGES**  
2mg Each (5 Vials of 27)

00000XX

# Nicorette®

nicotine polacrilex lozenge, 2mg  
stop smoking aid

*mini*  
Lozenge

**Opening Directions:**  
Push in child resistant tab on the vial with thumb. Flip up the top of vial. Turn upside down and shake to remove lozenge.



## Individualized Quit Plan



Visit [www.nicorette.com](http://www.nicorette.com) to enroll in a free, individualized quit plan. **Nicorette Committed Quitters** is an individualized stop smoking program that will help you understand your smoking habits and determine how to best overcome your cravings. Track, target, and tame your temptations with **Nicorette Committed Quitters**. Only available at [www.nicorette.com](http://www.nicorette.com)

### Drug Facts

**Active ingredient (in each lozenge)** **Purpose**  
Nicotine polacrilex, 2mg ..... Stop smoking aid

**Use** • reduces withdrawal symptoms, including nicotine craving, associated with quitting smoking

#### Warnings

**If you are pregnant or breast-feeding, only use this medicine on the advice of your health care provider.** Smoking can seriously harm your child. Try to stop smoking without using any nicotine replacement medicine. This medicine is believed to be safer than smoking. However, the risks to your child from this medicine are not fully known.

#### Do not use

• if you continue to smoke, chew tobacco, use snuff, or use a nicotine patch or other nicotine containing products

#### Ask a doctor before use if you have

- heart disease, recent heart attack, or irregular heartbeat. Nicotine can increase your heart rate.
- high blood pressure not controlled with medication. Nicotine can increase your blood pressure.
- stomach ulcer or diabetes

#### Ask a doctor or pharmacist before use if you are

- using a non-nicotine stop smoking drug
- taking prescription medicine for depression or asthma. Your prescription dose may need to be adjusted.

#### Stop use and ask a doctor if

- mouth problems occur
- persistent indigestion or severe sore throat occurs
- irregular heartbeat or palpitations occur
- you get symptoms of nicotine overdose such as nausea, vomiting, dizziness, diarrhea, weakness and rapid heartbeat

**Keep out of reach of children and pets.** Nicotine lozenges may have enough nicotine to make children and pets sick. If you need to remove the lozenge, wrap it in paper and throw away in the trash. In case of overdose, get medical help or contact a Poison Control Center right away.

#### Directions

- if you are under 18 years of age, ask a doctor before use

### Drug Facts (continued)

- before using this product, read the enclosed User's Guide for complete directions and other important information
- stop smoking completely when you begin using the lozenge
- if you smoke your first cigarette within 30 minutes of waking up, use 4mg nicotine lozenge
- if you smoke your first cigarette more than 30 minutes after waking up, use 2mg nicotine lozenge according to the following 12 week schedule:

Weeks 1 to 6	Weeks 7 to 9	Weeks 10 to 12
1 lozenge every 1 to 2 hours	1 lozenge every 2 to 4 hours	1 lozenge every 4 to 8 hours

- **nicotine lozenge is a medicine and must be used a certain way to get the best results**
- place the lozenge in your mouth and allow the lozenge to slowly dissolve. Minimize swallowing. **Do not chew or swallow lozenge.**
- you may feel a warm or tingling sensation
- occasionally move the lozenge from one side of your mouth to the other until completely dissolved
- do not eat or drink 15 minutes before using or while the lozenge is in your mouth
- to improve your chances of quitting, use at least 9 lozenges per day for the first 6 weeks
- do not use more than one lozenge at a time or continuously use one lozenge after another since this may cause you hiccups, heartburn, nausea or other side effects
- **do not use more than 5 lozenges in 6 hours. Do not use more than 20 lozenges per day.**
- stop using the nicotine lozenge at the end of 12 weeks. If you still feel the need to use nicotine lozenges, talk to your doctor.

#### Other information

- each lozenge contains: sodium, 5mg
- store at 20 - 25°C (68 - 77°F)
- keep vial tightly closed and protect from light

**Inactive ingredients** acesulfame potassium, calcium polycarboxylate, flavors, magnesium stearate, mannitol, potassium bicarbonate, sodium alginate, sodium carbonate, xanthan gum

**Questions or comments?** call toll-free 1-888-569-1743 (English/Spanish) weekdays (9:00 am - 4:30 pm ET)

#### TO INCREASE YOUR SUCCESS IN QUITTING:

1. You must be motivated to quit.
2. **Use Enough** - Use at least 9 Nicorette mini lozenges per day during the first six weeks.
3. **Use Long Enough** - Use Nicorette mini lozenges for the full 12 weeks.
4. **Use With a Support Program** as directed in the enclosed User's Guide.

**TAMPER EVIDENT FEATURE:** Do not use if clear neckband printed "SEALED FOR SAFETY" is missing or broken. Retain outer back panel for full product uses, directions and warnings.

NICORETTE®, COMMITTED QUITTERS®, and associated logo designs and overall trade dress designs are trademarks owned and/or licensed to the GlaxoSmithKline group of companies.

Distributed By:  
**GlaxoSmithKline** Consumer Healthcare, L.P.  
Moon Township, PA 15108, Made in Switzerland  
©2012 GlaxoSmithKline

00000XX

- not for sale to those under 18 years of age
- proof of age required
- not for sale in vending machines or from any source where proof of age cannot be verified

788040



3 0766-7880-40 3

Lot  
Exp



# Nicorette<sup>®</sup>

nicotine polacrilex lozenge, 2mg  
stop smoking aid

*mini*  
Lozenge

**162 LOZENGES**

2mg Each (6 Vials of 27)



**Mint**

**2**  
mg

**FOR THOSE WHO SMOKE  
THEIR FIRST CIGARETTE  
MORE THAN 30 MINUTES  
AFTER WAKING UP.**

If you smoke your first cigarette  
**WITHIN 30 MINUTES** of waking up, use  
Nicorette 4mg Lozenge

**162 LOZENGES**

2mg Each (6 Vials of 27)

000000XX

# Nicorette®

nicotine polacrilex lozenge, 2mg  
stop smoking aid

*mini*  
Lozenge

**Opening Directions:**  
Push in child resistant tab on the vial with thumb. Flip up the top of vial. Turn upside down and shake to remove lozenge.



## Individualized Quit Plan



Visit [www.nicorette.com](http://www.nicorette.com) to enroll in a free, individualized quit plan. **Nicorette Committed Quitters** is an individualized stop smoking program that will help you understand your smoking habits and determine how to best overcome your cravings. Track, target, and tame your temptations with **Nicorette Committed Quitters**. Only available at [www.nicorette.com](http://www.nicorette.com)

### Drug Facts

**Active ingredient (in each lozenge)** Purpose  
Nicotine polacrilex, 2mg ..... Stop smoking aid

**Use** • reduces withdrawal symptoms, including nicotine craving, associated with quitting smoking

**Warnings**  
If you are pregnant or breast-feeding, only use this medicine on the advice of your health care provider. Smoking can seriously harm your child. Try to stop smoking without using any nicotine replacement medicine. This medicine is believed to be safer than smoking. However, the risks to your child from this medicine are not fully known.

**Do not use**  
• if you continue to smoke, chew tobacco, use snuff, or use a nicotine patch or other nicotine containing products

**Ask a doctor before use if you have**  
• heart disease, recent heart attack, or irregular heartbeat. Nicotine can increase your heart rate.  
• high blood pressure not controlled with medication. Nicotine can increase your blood pressure.  
• stomach ulcer or diabetes

**Ask a doctor or pharmacist before use if you are**  
• using a non-nicotine stop smoking drug  
• taking prescription medicine for depression or asthma. Your prescription dose may need to be adjusted.

**Stop use and ask a doctor if**  
• mouth problems occur  
• persistent indigestion or severe sore throat occurs  
• irregular heartbeat or palpitations occur  
• you get symptoms of nicotine overdose such as nausea, vomiting, dizziness, diarrhea, weakness and rapid heartbeat

**Keep out of reach of children and pets.** Nicotine lozenges may have enough nicotine to make children and pets sick. If you need to remove the lozenge, wrap it in paper and throw away in the trash. In case of overdose, get medical help or contact a Poison Control Center right away.

**Directions**  
• if you are under 18 years of age, ask a doctor before use

**TO INCREASE YOUR SUCCESS IN QUITTING:**  
1. You must be motivated to quit.  
2. **Use Enough** - Use at least 9 Nicorette mini lozenges per day during the first six weeks.  
3. **Use Long Enough** - Use Nicorette mini lozenges for the full 12 weeks.  
4. **Use With a Support Program** as directed in the enclosed User's Guide.

**TAMPER EVIDENT FEATURE:** Do not use if clear neckband printed "SEALED FOR SAFETY" is missing or broken. Retain outer back panel for full product uses, directions and warnings.

NICORETTE®, COMMITTED QUITTERS®, and associated logo designs and overall trade dress designs are trademarks owned and/or licensed to the GlaxoSmithKline group of companies.

Distributed By:  
**GlaxoSmithKline** Consumer Healthcare, L.P.  
Moon Township, PA 15108, Made in Switzerland  
©2012 GlaxoSmithKline

000000XX

### Drug Facts (continued)

• before using this product, read the enclosed User's Guide for complete directions and other important information  
• stop smoking completely when you begin using the lozenge  
• **if you smoke your first cigarette within 30 minutes of waking up**, use 4mg nicotine lozenge  
• **if you smoke your first cigarette more than 30 minutes after waking up**, use 2mg nicotine lozenge according to the following 12 week schedule:

Weeks 1 to 6	Weeks 7 to 9	Weeks 10 to 12
1 lozenge every 1 to 2 hours	1 lozenge every 2 to 4 hours	1 lozenge every 4 to 8 hours

• **nicotine lozenge is a medicine and must be used a certain way to get the best results**  
• place the lozenge in your mouth and allow the lozenge to slowly dissolve. Minimize swallowing. **Do not chew or swallow lozenge.**  
• you may feel a warm or tingling sensation  
• occasionally move the lozenge from one side of your mouth to the other until completely dissolved  
• do not eat or drink 15 minutes before using or while the lozenge is in your mouth  
• to improve your chances of quitting, use at least 9 lozenges per day for the first 6 weeks  
• do not use more than one lozenge at a time or continuously use one lozenge after another since this may cause you hiccups, heartburn, nausea or other side effects  
• **do not use more than 5 lozenges in 6 hours. Do not use more than 20 lozenges per day.**  
• stop using the nicotine lozenge at the end of 12 weeks. If you still feel the need to use nicotine lozenges, talk to your doctor.

**Other information**  
• each lozenge contains: sodium, 5mg  
• store at 20 - 25°C (68 - 77°F)  
• keep vial tightly closed and protect from light

**Inactive ingredients** acesulfame potassium, calcium polycarbophil, flavors, magnesium stearate, mannitol, potassium bicarbonate, sodium alginate, sodium carbonate, xanthan gum

**Questions or comments?** call toll-free 1-888-569-1743 (English/Spanish) weekdays (9:00 am - 4:30 pm ET)

■ not for sale to those under 18 years of age  
■ proof of age required  
■ not for sale in vending machines or from any source where proof of age cannot be verified



Lot  
Exp



# Nicorette<sup>®</sup>

nicotine polacrilex lozenge, 4mg  
stop smoking aid

*mini*  
Lozenge

**135 LOZENGES**

4mg Each (5 Vials of 27)



*Mint*

**4  
mg**

**FOR THOSE WHO SMOKE  
THEIR FIRST CIGARETTE  
WITHIN 30 MINUTES OF  
WAKING UP.**

If you smoke your first cigarette  
**MORE THAN 30 MINUTES** after  
waking up, use Nicorette 2mg Lozenge

**135 LOZENGES**

4mg Each (5 Vials of 27)

00000XX

# Nicorette®

nicotine polacrilex lozenge, 4mg  
stop smoking aid

*mini*  
Lozenge

**Opening Directions:**

Push in child resistant tab on the vial with thumb. Flip up the top of vial. Turn upside down and shake to remove lozenge.



## Individualized Quit Plan



Visit [www.nicorette.com](http://www.nicorette.com) to enroll in a free, individualized quit plan. **Nicorette Committed Quitters** is an individualized stop smoking program that will help you understand your smoking habits and determine how to best overcome your cravings. Track, target, and tame your temptations with **Nicorette Committed Quitters**. Only available at [www.nicorette.com](http://www.nicorette.com)

### Drug Facts

**Active ingredient (in each lozenge)** Purpose  
Nicotine polacrilex, 4mg ..... Stop smoking aid

**Use** • reduces withdrawal symptoms, including nicotine craving, associated with quitting smoking

#### Warnings

**If you are pregnant or breast-feeding, only use this medicine on the advice of your health care provider.** Smoking can seriously harm your child. Try to stop smoking without using any nicotine replacement medicine. This medicine is believed to be safer than smoking. However, the risks to your child from this medicine are not fully known.

#### Do not use

• if you continue to smoke, chew tobacco, use snuff, or use a nicotine patch or other nicotine containing products

#### Ask a doctor before use if you have

• heart disease, recent heart attack, or irregular heartbeat. Nicotine can increase your heart rate.  
• high blood pressure not controlled with medication. Nicotine can increase your blood pressure.  
• stomach ulcer or diabetes

#### Ask a doctor or pharmacist before use if you are

• using a non-nicotine stop smoking drug  
• taking prescription medicine for depression or asthma. Your prescription dose may need to be adjusted.

#### Stop use and ask a doctor if

• mouth problems occur  
• persistent indigestion or severe sore throat occurs  
• irregular heartbeat or palpitations occur  
• you get symptoms of nicotine overdose such as nausea, vomiting, dizziness, diarrhea, weakness and rapid heartbeat

**Keep out of reach of children and pets.** Nicotine lozenges may have enough nicotine to make children and pets sick. If you need to remove the lozenge, wrap it in paper and throw away in the trash. In case of overdose, get medical help or contact a Poison Control Center right away.

#### Directions

• if you are under 18 years of age, ask a doctor before use

### Drug Facts (continued)

• before using this product, read the enclosed User's Guide for complete directions and other important information  
• stop smoking completely when you begin using the lozenge  
• **if you smoke your first cigarette more than 30 minutes after waking up, use 2mg nicotine lozenge**  
• **if you smoke your first cigarette within 30 minutes of waking up, use 4mg nicotine lozenge** according to the following 12 week schedule:

Weeks 1 to 6	Weeks 7 to 9	Weeks 10 to 12
1 lozenge every 1 to 2 hours	1 lozenge every 2 to 4 hours	1 lozenge every 4 to 8 hours

• **nicotine lozenge is a medicine and must be used a certain way to get the best results**  
• place the lozenge in your mouth and allow the lozenge to slowly dissolve. Minimize swallowing. **Do not chew or swallow lozenge.**  
• you may feel a warm or tingling sensation  
• occasionally move the lozenge from one side of your mouth to the other until completely dissolved  
• do not eat or drink 15 minutes before using or while the lozenge is in your mouth  
• to improve your chances of quitting, use at least 9 lozenges per day for the first 6 weeks  
• do not use more than one lozenge at a time or continuously use one lozenge after another since this may cause you hiccups, heartburn, nausea or other side effects  
• **do not use more than 5 lozenges in 6 hours. Do not use more than 20 lozenges per day.**  
• stop using the nicotine lozenge at the end of 12 weeks. If you still feel the need to use nicotine lozenges, talk to your doctor.

#### Other information

• **each lozenge contains:** sodium, 5mg  
• store at 20 - 25°C (68 - 77°F)  
• keep vial tightly closed and protect from light

**Inactive ingredients** acesulfame potassium, calcium polycarbophil, flavors, magnesium stearate, mannitol, potassium bicarbonate, sodium alginate, sodium carbonate, xanthan gum

**Questions or comments?** call toll-free 1-888-569-1743 (English/Spanish) weekdays (9:00 am - 4:30 pm ET)

#### TO INCREASE YOUR SUCCESS IN QUITTING:

1. You must be motivated to quit.
2. **Use Enough** - Use at least 9 Nicorette mini lozenges per day during the first six weeks.
3. **Use Long Enough** - Use Nicorette mini lozenges for the full 12 weeks.
4. **Use With a Support Program** as directed in the enclosed User's Guide.

■ not for sale to those under 18 years of age  
■ proof of age required  
■ not for sale in vending machines or from any source where proof of age cannot be verified

**TAMPER EVIDENT FEATURE:** Do not use if clear neckband printed "SEALED FOR SAFETY" is missing or broken. Retain outer back panel for full product uses, directions and warnings.

NICORETTE®, COMMITTED QUITTERS®, and associated logo designs and overall trade dress designs are trademarks owned and/or licensed to the GlaxoSmithKline group of companies.

Distributed By:  
**GlaxoSmithKline** Consumer Healthcare, L.P.  
Moon Township, PA 15108, Made in Switzerland  
©2012 GlaxoSmithKline

00000XX



Lot  
Exp



# Nicorette<sup>®</sup>

nicotine polacrilex lozenge, 4mg  
stop smoking aid

*mini*  
Lozenge

**162 LOZENGES**  
4mg Each (6 Vials of 27)



**Mint**

**4**  
mg

**FOR THOSE WHO SMOKE  
THEIR FIRST CIGARETTE  
WITHIN 30 MINUTES OF  
WAKING UP.**

If you smoke your first cigarette  
**MORE THAN 30 MINUTES** after  
waking up, use Nicorette 2mg Lozenge

**162 LOZENGES**  
4mg Each (6 Vials of 27)

000000XX

# Nicorette®

nicotine polacrilex lozenge, 4mg  
stop smoking aid

*mini*  
Lozenge

**Opening Directions:**  
Push in child resistant tab on the vial with thumb. Flip up the top of vial. Turn upside down and shake to remove lozenge.



## Individualized Quit Plan



Visit [www.nicorette.com](http://www.nicorette.com) to enroll in a free, individualized quit plan. **Nicorette Committed Quitters** is an individualized stop smoking program that will help you understand your smoking habits and determine how to best overcome your cravings. Track, target, and tame your temptations with **Nicorette Committed Quitters**. Only available at [www.nicorette.com](http://www.nicorette.com)

### Drug Facts

**Active ingredient (in each lozenge)**  
Nicotine polacrilex, 4mg ..... Stop smoking aid

### Purpose

**Use** • reduces withdrawal symptoms, including nicotine craving, associated with quitting smoking

### Warnings

**If you are pregnant or breast-feeding, only use this medicine on the advice of your health care provider.** Smoking can seriously harm your child. Try to stop smoking without using any nicotine replacement medicine. This medicine is believed to be safer than smoking. However, the risks to your child from this medicine are not fully known.

### Do not use

• if you continue to smoke, chew tobacco, use snuff, or use a nicotine patch or other nicotine containing products

### Ask a doctor before use if you have

• heart disease, recent heart attack, or irregular heartbeat. Nicotine can increase your heart rate.  
• high blood pressure not controlled with medication. Nicotine can increase your blood pressure.  
• stomach ulcer or diabetes

### Ask a doctor or pharmacist before use if you are

• using a non-nicotine stop smoking drug  
• taking prescription medicine for depression or asthma. Your prescription dose may need to be adjusted.

### Stop use and ask a doctor if

• mouth problems occur  
• persistent indigestion or severe sore throat occurs  
• irregular heartbeat or palpitations occur  
• you get symptoms of nicotine overdose such as nausea, vomiting, dizziness, diarrhea, weakness and rapid heartbeat

**Keep out of reach of children and pets.** Nicotine lozenges may have enough nicotine to make children and pets sick. If you need to remove the lozenge, wrap it in paper and throw away in the trash. In case of overdose, get medical help or contact a Poison Control Center right away.

### Directions

• if you are under 18 years of age, ask a doctor before use

### Drug Facts (continued)

• before using this product, read the enclosed User's Guide for complete directions and other important information  
• stop smoking completely when you begin using the lozenge  
• **if you smoke your first cigarette more than 30 minutes after waking up**, use 2mg nicotine lozenge  
• **if you smoke your first cigarette within 30 minutes of waking up**, use 4mg nicotine lozenge according to the following 12 week schedule:

Weeks 1 to 6	Weeks 7 to 9	Weeks 10 to 12
1 lozenge every 1 to 2 hours	1 lozenge every 2 to 4 hours	1 lozenge every 4 to 8 hours

• **nicotine lozenge is a medicine and must be used a certain way to get the best results**

• place the lozenge in your mouth and allow the lozenge to slowly dissolve. Minimize swallowing. **Do not chew or swallow lozenge.**  
• you may feel a warm or tingling sensation  
• occasionally move the lozenge from one side of your mouth to the other until completely dissolved  
• do not eat or drink 15 minutes before using or while the lozenge is in your mouth  
• to improve your chances of quitting, use at least 9 lozenges per day for the first 6 weeks  
• do not use more than one lozenge at a time or continuously use one lozenge after another since this may cause you hiccups, heartburn, nausea or other side effects  
• **do not use more than 5 lozenges in 6 hours. Do not use more than 20 lozenges per day.**  
• stop using the nicotine lozenge at the end of 12 weeks. If you still feel the need to use nicotine lozenges, talk to your doctor.

### Other information

• **each lozenge contains:** sodium, 5mg  
• store at 20 - 25°C (68 - 77°F)  
• keep vial tightly closed and protect from light

**Inactive ingredients** acesulfame potassium, calcium polycarbophil, flavors, magnesium stearate, mannitol, potassium bicarbonate, sodium alginate, sodium carbonate, xanthan gum

### Questions or comments?

call toll-free 1-888-569-1743 (English/Spanish) weekdays (9:00 am - 4:30 pm ET)

### TO INCREASE YOUR SUCCESS IN QUITTING:

1. You must be motivated to quit.
2. **Use Enough** - Use at least 9 Nicorette mini lozenges per day during the first six weeks.
3. **Use Long Enough** - Use Nicorette mini lozenges for the full 12 weeks.
4. **Use With a Support Program** as directed in the enclosed User's Guide.

**TAMPER EVIDENT FEATURE:** Do not use if clear neckband printed "SEALED FOR SAFETY" is missing or broken. Retain outer back panel for full product uses, directions and warnings.

NICORETTE®, COMMITTED QUITTERS®, and associated logo designs and overall trade dress designs are trademarks owned and/or licensed to the GlaxoSmithKline group of companies.

Distributed By:  
**GlaxoSmithKline** Consumer Healthcare, L.P.  
Moon Township, PA 15108, Made in Switzerland  
©2012 GlaxoSmithKline

00000XX

■ not for sale to those under 18 years of age  
■ proof of age required  
■ not for sale in vending machines or from any source where proof of age cannot be verified



Lot  
Exp



0000000000



**Opening Directions:**  
Push in child resistant tab on the vial with thumb. Flip up the top of vial. Turn upside down and shake to remove lozenge.



LOT/ EXP CODE

**Drug Facts (continued)**

Weeks 1 to 6	Weeks 7 to 9	Weeks 10 to 12
1 lozenge every 1 to 2 hours	1 lozenge every 2 to 4 hours	1 lozenge every 4 to 8 hours

- nicotine lozenge is a medicine and must be used a certain way to get the best results
- place the lozenge in your mouth and allow the lozenge to slowly dissolve. Minimize swallowing. Do not chew or swallow lozenge.
- you may feel a warm or tingling sensation
- occasionally move the lozenge from one side of your mouth to the other until completely dissolved
- do not eat or drink 15 minutes before using or while the lozenge is in your mouth
- to improve your chances of quitting, use at least 9 lozenges per day for the first 6 weeks
- do not use more than one lozenge at a time or continuously use one lozenge after another since this may cause you hiccups, heartburn, nausea or other side effects
- do not use more than 5 lozenges in 6 hours.
- Do not use more than 20 lozenges per day.
- stop using the nicotine lozenge at the end of 12 weeks. If you still feel the need to use nicotine lozenges, talk to your doctor.

**Other information**

- each lozenge contains: sodium, 5mg
- store at 20 - 25°C (68 - 77°F)
- keep vial tightly closed and protect from light

**Inactive ingredients**

acesulfame potassium, calcium polycarbophil, flavors, magnesium stearate, mannitol, potassium bicarbonate, sodium alginate, sodium carbonate, xanthan gum

**Questions or comments?**

call toll-free 1-888-569-1743 (English/Spanish) weekdays (9:00 am - 4:30 pm ET)

NICORETTE®, COMMITTED QUITTERS®, and associated logo designs and overall trade dress designs are trademarks owned and/or licensed to the GlaxoSmithKline group of companies.

Distributed By:  
**GlaxoSmithKline** Consumer Healthcare, L.P.  
Moon Township, PA 15108, Made in Switzerland.  
©2012 GlaxoSmithKline 00000XX

NDC 0135-0508-02  
**Nicorette**<sup>®</sup>  
nicotine polacrilex lozenge, 2mg  
stop smoking aid

*mini*  
**Lozenge**

Window with Clear Film

Mint



**2**  
mg

**FOR THOSE WHO SMOKE THEIR FIRST CIGARETTE MORE THAN 30 MINUTES AFTER WAKING UP.**

If you smoke your first cigarette **WITHIN 30 MINUTES** of waking up, use Nicorette 4mg Lozenge

**81 LOZENGES, 2mg Each**  
(3 Vials of 27)

**TO INCREASE YOUR SUCCESS IN QUITTING:**

- You must be motivated to quit.
- Use Enough** - Use at least 9 Nicorette mini lozenges per day during the first six weeks.
- Use Long Enough** - Use Nicorette mini lozenges for the full 12 weeks.
- Use With a Support Program** as directed in the enclosed User's Guide.

■ not for sale to those under 18 years of age  
■ proof of age required  
■ not for sale in vending machines or from any source where proof of age cannot be verified

**TAMPER EVIDENT FEATURE:**

Do not use if clear neckband printed "SEALED FOR SAFETY" is missing or broken. Retain outer carton for full product uses, directions and warnings.

For more information and for a FREE individualized stop smoking program, please visit [www.Nicorette.com](http://www.Nicorette.com) or see inside for more details.

**Drug Facts**

**Active ingredient (in each lozenge)** Nicotine polacrilex, 2mg **Purpose** Stop smoking aid

**Use** • reduces withdrawal symptoms, including nicotine craving, associated with quitting smoking

**Warnings**

If you are pregnant or breast-feeding, only use this medicine on the advice of your health care provider. Smoking can seriously harm your child. Try to stop smoking without using any nicotine replacement medicine. This medicine is believed to be safer than smoking. However, the risks to your child from this medicine are not fully known.

**Do not use**

- if you continue to smoke, chew tobacco, use snuff, or use a nicotine patch or other nicotine containing products

**Ask a doctor before use if you have**

- heart disease, recent heart attack, or irregular heartbeat. Nicotine can increase your heart rate.
- high blood pressure not controlled with medication. Nicotine can increase your blood pressure.
- stomach ulcer or diabetes

**Ask a doctor or pharmacist before use if you are**

- using a non-nicotine stop smoking drug
- taking prescription medicine for depression or asthma. Your prescription dose may need to be adjusted.

**Stop use and ask a doctor if**

- mouth problems occur
- persistent indigestion or severe sore throat occurs
- irregular heartbeat or palpitations occur
- you get symptoms of nicotine overdose such as nausea, vomiting, dizziness, diarrhea, weakness and rapid heartbeat

**Keep out of reach of children and pets.** Nicotine lozenges may have enough nicotine to make children and pets sick. If you need to remove the lozenge, wrap it in paper and throw away in the trash. In case of overdose, get medical help or contact a Poison Control Center right away.

**Directions**

- if you are under 18 years of age, ask a doctor before use
- before using this product, read the enclosed User's Guide for complete directions and other important information
- stop smoking completely when you begin using the lozenge
- if you smoke your first cigarette within 30 minutes of waking up, use 4mg nicotine lozenge
- if you smoke your first cigarette more than 30 minutes after waking up, use 2mg nicotine lozenge according to the following 12 week schedule:


PS



3 0766-7880-00 7



0000000000



**Opening Directions:**  
Push in child resistant tab on the vial with thumb. Flip up the top of vial. Turn upside down and shake to remove lozenge.



LOT/ EXP CODE

**Drug Facts (continued)**

Weeks 1 to 6	Weeks 7 to 9	Weeks 10 to 12
1 lozenge every 1 to 2 hours	1 lozenge every 2 to 4 hours	1 lozenge every 4 to 8 hours

• nicotine lozenge is a medicine and must be used a certain way to get the best results

- place the lozenge in your mouth and allow the lozenge to slowly dissolve. Minimize swallowing. Do not chew or swallow lozenge.
- you may feel a warm or tingling sensation
- occasionally move the lozenge from one side of your mouth to the other until completely dissolved
- do not eat or drink 15 minutes before using or while the lozenge is in your mouth
- to improve your chances of quitting, use at least 9 lozenges per day for the first 6 weeks
- do not use more than one lozenge at a time or continuously use one lozenge after another since this may cause you hiccups, heartburn, nausea or other side effects
- do not use more than 5 lozenges in 6 hours. Do not use more than 20 lozenges per day.
- stop using the nicotine lozenge at the end of 12 weeks. If you still feel the need to use nicotine lozenges, talk to your doctor.

**Other information**

- each lozenge contains: sodium, 5mg
- store at 20 - 25°C (68 - 77°F)
- keep vial tightly closed and protect from light

**Inactive ingredients**  
acesulfame potassium, calcium polycarbophil, flavors, magnesium stearate, mannitol, potassium bicarbonate, sodium alginate, sodium carbonate, xanthan gum

**Questions or comments?**  
call toll-free 1-888-569-1743 (English/Spanish) weekdays (9:00 am - 4:30 pm ET)

NICORETTE®, COMMITTED QUITTERS®, and associated logo designs and overall trade dress designs are trademarks owned and/or licensed to the GlaxoSmithKline group of companies.

Distributed By:  
**GlaxoSmithKline** Consumer Healthcare, L.P.  
Moon Township, PA 15108, Made in Switzerland.  
©2012 GlaxoSmithKline 00000XX

NDC 0135-0509-02

# Nicorette®

nicotine polacrilex lozenge, 4mg  
stop smoking aid

## mini Lozenge

Window with Clear Film

Mint



**4 mg**

**FOR THOSE WHO SMOKE THEIR FIRST CIGARETTE WITHIN 30 MINUTES OF WAKING UP.**  
If you smoke your first cigarette MORE THAN 30 MINUTES after waking up, use Nicorette 2mg Lozenge

**81 LOZENGES, 4mg Each**  
(3 Vials of 27)

**TO INCREASE YOUR SUCCESS IN QUITTING:**

- You must be motivated to quit.
- Use Enough** - Use at least 9 Nicorette mini lozenges per day during the first six weeks.
- Use Long Enough** - Use Nicorette mini lozenges for the full 12 weeks.
- Use With a Support Program** as directed in the enclosed User's Guide.

■ not for sale to those under 18 years of age  
■ proof of age required  
■ not for sale in vending machines or from any source where proof of age cannot be verified

**TAMPER EVIDENT FEATURE:**  
Do not use if clear neckband printed "SEALED FOR SAFETY" is missing or broken. Retain outer carton for full product uses, directions and warnings.

For more information and for a FREE individualized stop smoking program, please visit [www.Nicorette.com](http://www.Nicorette.com) or see inside for more details.

**Drug Facts**

**Active ingredient (in each lozenge)** Nicotine polacrilex, 4mg **Purpose** Stop smoking aid

**Use** • reduces withdrawal symptoms, including nicotine craving, associated with quitting smoking

**Warnings**  
If you are pregnant or breast-feeding, only use this medicine on the advice of your health care provider. Smoking can seriously harm your child. Try to stop smoking without using any nicotine replacement medicine. This medicine is believed to be safer than smoking. However, the risks to your child from this medicine are not fully known.

**Do not use**  
• if you continue to smoke, chew tobacco, use snuff, or use a nicotine patch or other nicotine containing products

**Ask a doctor before use if you have**  
• heart disease, recent heart attack, or irregular heartbeat. Nicotine can increase your heart rate.  
• high blood pressure not controlled with medication. Nicotine can increase your blood pressure.  
• stomach ulcer or diabetes


**Ask a doctor or pharmacist before use if you are**  
• using a non-nicotine stop smoking drug  
• taking prescription medicine for depression or asthma. Your prescription dose may need to be adjusted.

**Stop use and ask a doctor if**  
• mouth problems occur  
• persistent indigestion or severe sore throat occurs  
• irregular heartbeat or palpitations occur  
• you get symptoms of nicotine overdose such as nausea, vomiting, dizziness, diarrhea, weakness and rapid heartbeat

**Keep out of reach of children and pets.** Nicotine lozenges may have enough nicotine to make children and pets sick. If you need to remove the lozenge, wrap it in paper and throw away in the trash. In case of overdose, get medical help or contact a Poison Control Center right away.

**Directions**  
• if you are under 18 years of age, ask a doctor before use  
• before using this product, read the enclosed User's Guide for complete directions and other important information  
• stop smoking completely when you begin using the lozenge  
• if you smoke your first cigarette more than 30 minutes after waking up, use 2mg nicotine lozenge  
• if you smoke your first cigarette within 30 minutes of waking up, use 4mg nicotine lozenge according to the following 12 week schedule:

PS



0000000000



**Opening Directions:**

Push in child resistant tab on the vial with thumb. Flip up the top of vial. Turn upside down and shake to remove lozenge.



**Drug Facts (continued)**

**Directions**

- if you are under 18 years of age, ask a doctor before use
- before using this product, read the enclosed User's Guide for complete directions and other important information
- stop smoking completely when you begin using the lozenge
- if you smoke your first cigarette within 30 minutes of waking up, use 4mg nicotine lozenge
- if you smoke your first cigarette more than 30 minutes after waking up, use 2mg nicotine lozenge according to the following 12 week schedule:

Weeks 1 to 6	Weeks 7 to 9	Weeks 10 to 12
1 lozenge every 1 to 2 hours	1 lozenge every 2 to 4 hours	1 lozenge every 4 to 8 hours

- nicotine lozenge is a medicine and must be used a certain way to get the best results
- place the lozenge in your mouth and allow the lozenge to slowly dissolve. Minimize swallowing. Do not chew or swallow lozenge.
- you may feel a warm or tingling sensation
- occasionally move the lozenge from one side of your mouth to the other until completely dissolved
- do not eat or drink 15 minutes before using or while the lozenge is in your mouth
- to improve your chances of quitting, use at least 9 lozenges per day for the first 6 weeks
- do not use more than one lozenge at a time or continuously use one lozenge after another since this may cause you hiccups, heartburn, nausea or other side effects
- do not use more than 5 lozenges in 6 hours.
- do not use more than 20 lozenges per day.
- stop using the nicotine lozenge at the end of 12 weeks. If you still feel the need to use nicotine lozenges, talk to your doctor.

**Other information**

- each lozenge contains: sodium, 5mg
- store at 20 - 25°C (68 - 77°F)
- keep vial tightly closed and protect from light

**Drug Facts (continued)**

**Inactive ingredients** acesulfame potassium, calcium polycarbophil, flavors, magnesium stearate, mannitol, potassium bicarbonate, sodium alginate, sodium carbonate, xanthan gum

**Questions or comments?**

call toll-free 1-888-569-1743 (English/Spanish) weekdays (9:00 am - 4:30 pm ET)

- not for sale to those under 18 years of age
- proof of age required
- not for sale in vending machines or from any source where proof of age cannot be verified

**TAMPER EVIDENT FEATURE:** Do not use if clear neckband printed "SEALED FOR SAFETY" is missing or broken. Retain outer carton for full product uses, directions and warnings.

**TO INCREASE YOUR SUCCESS IN QUITTING:**

1. You must be motivated to quit.
2. **Use Enough** - Use at least 9 Nicorette mini lozenges per day during the first six weeks.
3. **Use Long Enough** - Use Nicorette mini lozenges for the full 12 weeks.
4. **Use With a Support Program** as directed in the enclosed User's Guide.

go to [www.nicorette.com](http://www.nicorette.com) for online support program

**NOT FOR RETAIL SALE**

NICORETTE® and associated logo designs and overall trade dress designs are trademarks owned and/or licensed to the GlaxoSmithKline group of companies.

Distributed By:  
**GlaxoSmithKline** Consumer Healthcare, L.P.  
Moon Township, PA 15108  
Made in Switzerland.  
©2012 GlaxoSmithKline 00000XX

NDC 0135-0508-01

**Nicorette®**  
nicotine polacrilex lozenge, 2mg  
stop smoking aid

**mini**  
Lozenge



**2 mg**

**FOR THOSE WHO SMOKE THEIR FIRST CIGARETTE MORE THAN 30 MINUTES AFTER WAKING UP.**

If you smoke your first cigarette **WITHIN 30 MINUTES** of waking up, use Nicorette 4mg Lozenge

**24 LOZENGES, 2mg Each**  
(1 Vial of 24)

**Drug Facts**

**Active ingredient (in each lozenge)** Purpose  
Nicotine polacrilex, 2mg.....Stop smoking aid

**Use** • reduces withdrawal symptoms, including nicotine craving, associated with quitting smoking

**Warnings**

If you are pregnant or breast-feeding, only use this medicine on the advice of your health care provider. Smoking can seriously harm your child. Try to stop smoking without using any nicotine replacement medicine. This medicine is believed to be safer than smoking. However, the risks to your child from this medicine are not fully known.

**Do not use**

- if you continue to smoke, chew tobacco, use snuff, or use a nicotine patch or other nicotine containing products

**Ask a doctor before use if you have**

- heart disease, recent heart attack, or irregular heartbeat. Nicotine can increase your heart rate.
- high blood pressure not controlled with medication. Nicotine can increase your blood pressure.
- stomach ulcer or diabetes

**Ask a doctor or pharmacist before use if you are**

- using a non-nicotine stop smoking drug
- taking prescription medicine for depression or asthma. Your prescription dose may need to be adjusted.

**Stop use and ask a doctor if**

- mouth problems occur
- persistent indigestion or severe sore throat occurs
- irregular heartbeat or palpitations occur
- you get symptoms of nicotine overdose such as nausea, vomiting, dizziness, diarrhea, weakness and rapid heartbeat

**Keep out of reach of children and pets.**

Nicotine lozenges may have enough nicotine to make children and pets sick. If you need to remove the lozenge, wrap it in paper and throw away in the trash. In case of overdose, get medical help or contact a Poison Control Center right away.

PS

LOT/EXP. AREA



0000000000

NDC 0135-0508-01

# Nicorette®

nicotine polacrilex lozenge, 2mg  
 stop smoking aid



**FOR THOSE WHO SMOKE THEIR FIRST CIGARETTE MORE THAN 30 MINUTES AFTER WAKING UP.**

If you smoke your first cigarette **WITHIN 30 MINUTES** of waking up, use Nicorette 4mg Lozenge



**24 LOZENGES, 2mg Each**  
 (1 Vial of 24)

## Drug Facts (continued)

**Inactive ingredients** acesulfame potassium, calcium polycarboxylate, flavors, magnesium stearate, mannitol, potassium bicarbonate, sodium alginate, sodium carbonate, xanthan gum

### Questions or comments?

call toll-free 1-888-569-1743 (English/Spanish) weekdays (9:00 am - 4:30 pm ET)

- not for sale to those under 18 years of age
- proof of age required
- not for sale in vending machines or from any source where proof of age cannot be verified

**TAMPER EVIDENT FEATURE: Do not use if clear neckband printed "SEALED FOR SAFETY" is missing or broken. Retain outer carton for full product uses, directions and warnings.**

### TO INCREASE YOUR SUCCESS IN QUITTING:

1. You must be motivated to quit.
2. **Use Enough** - Use at least 9 Nicorette mini lozenges per day during the first six weeks.
3. **Use Long Enough** - Use Nicorette mini lozenges for the full 12 weeks.
4. **Use With a Support Program** as directed in the enclosed User's Guide.

go to [www.nicorette.com](http://www.nicorette.com) for online support program

**NOT FOR RETAIL SALE**

NICORETTE® and associated logo designs and overall trade dress designs are trademarks owned and/or licensed to the GlaxoSmithKline group of companies.

Distributed By:  
**GlaxoSmithKline** Consumer Healthcare, L.P.  
 Moon Township, PA 15108  
 Made in Switzerland.

©2012 GlaxoSmithKline 000000XX

## Drug Facts (continued)

- if you are under 18 years of age, ask a doctor before use
- before using this product, read the enclosed User's Guide for complete directions and other important information
- stop smoking completely when you begin using the lozenge
- if you smoke your first cigarette within 30 minutes of waking up, use 4mg nicotine lozenge
- if you smoke your first cigarette more than 30 minutes after waking up, use 2mg nicotine lozenge according to the following 12 week schedule:

Weeks	1 to 6	Weeks 7 to 9	Weeks 10 to 12
1 lozenge every	1 lozenge every	1 lozenge every	1 lozenge every
1 to 2 hours	2 to 4 hours	4 to 8 hours	4 to 8 hours

- nicotine lozenge is a medicine and must be used a certain way to get the best results
- place the lozenge in your mouth and allow the lozenge to slowly dissolve. Minimize swallowing. Do not chew or swallow lozenge.
- you may feel a warm or tingling sensation
- occasionally move the lozenge from one side of your mouth to the other until completely dissolved
- do not eat or drink 15 minutes before using or while the lozenge is in your mouth
- to improve your chances of quitting, use at least 9 lozenges per day for the first 6 weeks
- do not use more than one lozenge at a time or continuously use one lozenge after another since this may cause you hiccups, heartburn, nausea or other side effects
- do not use more than 5 lozenges in 6 hours. Do not use more than 20 lozenges per day.
- stop using the nicotine lozenge at the end of 12 weeks, if you still feel the need to use nicotine lozenges, talk to your doctor.

### Other information

- each lozenge contains: sodium, 5mg
- store at 20 - 25°C (68 - 77°F)
- keep vial tightly closed and protect from light

## Drug Facts

### Active ingredient (in each lozenge)

Nicotine polacrilex, 2mg.....Stop smoking aid

**Use** • reduces withdrawal symptoms, including nicotine craving, associated with quitting smoking

### Warnings

If you are pregnant or breast-feeding, only use this medicine on the advice of your health care provider. Smoking can seriously harm your child. Try to stop smoking without using any nicotine replacement medicine. This medicine is believed to be safer than smoking. However, the risks to your child from this medicine are not fully known.

### Do not use

- if you continue to smoke, chew tobacco, use snuff, or use a nicotine patch or other nicotine containing products

### Ask a doctor before use if you have

- heart disease, recent heart attack, or irregular heartbeat. Nicotine can increase your heart rate.
- high blood pressure not controlled with medication. Nicotine can increase your blood pressure.
- stomach ulcer or diabetes

### Ask a doctor or pharmacist before use if you are

- using a non-nicotine stop smoking drug
- taking prescription medicine for depression or asthma. Your prescription dose may need to be adjusted.

### Stop use and ask a doctor if

- mouth problems occur
- persistent indigestion or severe sore throat occurs
- irregular heartbeat or palpitations occur
- you get symptoms of nicotine overdose such as nausea, vomiting, dizziness, diarrhea, weakness and rapid heartbeat

### Keep out of reach of children and pets.

Nicotine lozenges may have enough nicotine to make children and pets sick. If you need to remove the lozenge, wrap it in paper and throw away in the trash. In case of overdose, get medical help or contact a Poison Control Center right away. ▲

000000000



**Opening Directions:**

Push in child resistant tab on the vial with thumb. Flip up the top of vial. Turn upside down and shake to remove lozenge.



**Drug Facts (continued)**

**Directions**

- if you are under 18 years of age, ask a doctor before use
- before using this product, read the enclosed User's Guide for complete directions and other important information
- stop smoking completely when you begin using the lozenge
- if you smoke your first cigarette more than 30 minutes after waking up, use 2mg nicotine lozenge
- if you smoke your first cigarette within 30 minutes of waking up, use 4mg nicotine lozenge according to the following 12 week schedule:

Weeks 1 to 6	Weeks 7 to 9	Weeks 10 to 12
1 lozenge every 1 to 2 hours	1 lozenge every 2 to 4 hours	1 lozenge every 4 to 8 hours

- nicotine lozenge is a medicine and must be used a certain way to get the best results
- place the lozenge in your mouth and allow the lozenge to slowly dissolve. Minimize swallowing. Do not chew or swallow lozenge.
- you may feel a warm or tingling sensation
- occasionally move the lozenge from one side of your mouth to the other until completely dissolved
- do not eat or drink 15 minutes before using or while the lozenge is in your mouth
- to improve your chances of quitting, use at least 9 lozenges per day for the first 6 weeks
- do not use more than one lozenge at a time or continuously use one lozenge after another since this may cause you hiccups, heartburn, nausea or other side effects
- do not use more than 5 lozenges in 6 hours. Do not use more than 20 lozenges per day.
- stop using the nicotine lozenge at the end of 12 weeks. If you still feel the need to use nicotine lozenges, talk to your doctor.

**Other information**

- each lozenge contains: sodium, 5mg
- store at 20 - 25°C (68 - 77°F)
- keep vial tightly closed and protect from light

**Drug Facts (continued)**

**Inactive ingredients** acesulfame potassium, calcium polycarbophil, flavors, magnesium stearate, mannitol, potassium bicarbonate, sodium alginate, sodium carbonate, xanthan gum

**Questions or comments?**

call toll-free 1-888-569-1743 (English/Spanish) weekdays (9:00 am - 4:30 pm ET)

- not for sale to those under 18 years of age
- proof of age required
- not for sale in vending machines or from any source where proof of age cannot be verified

**TAMPER EVIDENT FEATURE:** Do not use if clear neckband printed "SEALED FOR SAFETY" is missing or broken. Retain outer carton for full product uses, directions and warnings.

**TO INCREASE YOUR SUCCESS IN QUITTING:**

1. You must be motivated to quit.
2. **Use Enough** - Use at least 9 Nicorette mini lozenges per day during the first six weeks.
3. **Use Long Enough** - Use Nicorette mini lozenges for the full 12 weeks.
4. **Use With a Support Program** as directed in the enclosed User's Guide.

go to [www.nicorette.com](http://www.nicorette.com) for online support program

**NOT FOR RETAIL SALE**

NICORETTE® and associated logo designs and overall trade dress designs are trademarks owned and/or licensed to the GlaxoSmithKline group of companies.

Distributed By:  
**GlaxoSmithKline** Consumer Healthcare, L.P.  
Moon Township, PA 15108  
Made in Switzerland.  
©2012 GlaxoSmithKline 00000XX

NDC 0135-0509-01

**Nicorette®**

nicotine polacrilex lozenge, 4mg  
stop smoking aid

**mini**  
Lozenge



**4**  
mg

**FOR THOSE WHO SMOKE THEIR FIRST CIGARETTE WITHIN 30 MINUTES OF WAKING UP.**

If you smoke your first cigarette **MORE THAN 30 MINUTES** after waking up, use Nicorette 2mg Lozenge

**24 LOZENGES, 4mg Each**  
(1 Vial of 24)

**Drug Facts**

**Active ingredient Purpose (in each lozenge)**  
Nicotine polacrilex, 4mg ..... Stop smoking aid

**Use** • reduces withdrawal symptoms, including nicotine craving, associated with quitting smoking

**Warnings**

If you are pregnant or breast-feeding, only use this medicine on the advice of your health care provider. Smoking can seriously harm your child. Try to stop smoking without using any nicotine replacement medicine. This medicine is believed to be safer than smoking. However, the risks to your child from this medicine are not fully known.

**Do not use**

- if you continue to smoke, chew tobacco, use snuff, or use a nicotine patch or other nicotine containing products

**Ask a doctor before use if you have**

- heart disease, recent heart attack, or irregular heartbeat. Nicotine can increase your heart rate.
- high blood pressure not controlled with medication. Nicotine can increase your blood pressure.
- stomach ulcer or diabetes

**Ask a doctor or pharmacist before use if you are**

- using a non-nicotine stop smoking drug
- taking prescription medicine for depression or asthma. Your prescription dose may need to be adjusted.

**Stop use and ask a doctor if**

- mouth problems occur
- persistent indigestion or severe sore throat occurs
- irregular heartbeat or palpitations occur
- you get symptoms of nicotine overdose such as nausea, vomiting, dizziness, diarrhea, weakness and rapid heartbeat

**Keep out of reach of children and pets.**

Nicotine lozenges may have enough nicotine to make children and pets sick. If you need to remove the lozenge, wrap it in paper and throw away in the trash. In case of overdose, get medical help or contact a Poison Control Center right away.

PS

LOT/EXP. AREA



**PLACE THESE REMINDERS ON YOUR CALENDAR:**

AT BEGINNING OF WEEK #1 (QUIT DATE)      AT BEGINNING OF WEEK #7

**STEP 1**  
1 lozenge every 1 to 2 hours

**STEP 2**  
1 lozenge every 2 to 4 hours

**STEP 3**  
1 lozenge every 4 to 8 hours

**EX-SMOKER**  
12 WEEKS AFTER QUIT DATE

AT BEGINNING OF WEEK #10

©2012 GlaxoSmithKline

## How to Use Nicorette® Mini Lozenges and Tips to Help You Quit Smoking.

# Nicorette®

nicotine polacrilex lozenge  
2mg and 4mg User's Guide  
*mini* Lozenge

### PLANNING YOUR SUCCESS

- 1) The key to accomplishing anything important is commitment. When it comes to quitting smoking, that is especially true. **Nicorette mini** Lozenges can help if you really want to quit. **Nicorette mini** Lozenges help reduce withdrawal symptoms including nicotine craving associated with quitting smoking.
- 2) Your chances of staying off cigarettes are much better if you start with at least 9 **Nicorette mini** Lozenges daily. For best results, use the lozenges on a regular schedule (as outlined in this User's Guide).
- 3) Stop smoking completely when you start using **Nicorette mini** Lozenges. Even a single cigarette is likely to put you right back to square one.
- 4) This User's Guide outlines a 12-week plan for **Nicorette mini** Lozenges. Even though you may feel confident about your non-smoking status after a few weeks, it's important to stick with the plan to help you remain smoke free.
- 5) **Nicorette mini** Lozenges work best when used together with a support plan. See information to the left for instructions on enrollment in the Committed Quitters® Individualized Stop Smoking Program.
- 6) After the first six weeks, start using fewer **Nicorette mini** Lozenges, as directed in the instructions, so you can become smoke and nicotine-free by the end of the 12 week plan.
- 7) If you have questions about using **Nicorette mini** Lozenges, call toll free 1-888-569-1743 (English/Spanish) weekdays (9:00am - 4:30pm ET), or talk to your pharmacist or family doctor.

### YES! YOU WANT TO QUIT.

Wonderful. You've made the most important decision of all, to stop smoking. And by choosing **Nicorette mini** Lozenges to help you, you're starting on the right path. Now remember, using **Nicorette mini** Lozenge doesn't just mean taking a **Nicorette mini** Lozenge. It means setting and following a program like the one we suggest in this User's Guide.

Your own success depends on your effort, your level of addiction to tobacco, and your commitment to following your program.

### LET'S FACE IT.

Quitting smoking isn't easy! You or someone you know may have tried unsuccessfully. That's okay. It's hard to stop smoking the first time you try. The important part is to learn from your previous attempts, consider what went wrong and keep trying to quit until you succeed. Look to this User's Guide for support as you undergo this terrific task. The guide includes important information on how to use **Nicorette mini** Lozenges and also gives you tips to help you stop smoking. Refer back to it often for advice, answers, and encouragement to help you stay on track.

### GET MOTIVATED. STAY MOTIVATED.

Everyone has a reason for quitting—whether you're concerned about your health, your appearance, family or peer pressure, or the effect of secondhand smoke on your loved ones—all of the above, or something else entirely. Whatever your reasons, write them down. There's a wallet card on the bottom left of this User's Guide. Write your reasons on the card and carry it with you. When you have an urge to smoke or experience a difficult moment it can help you focus on your reasons for quitting. Lots of people quit with a co-worker, spouse or friend and use them as a quitting buddy. You can help each other out by providing extra encouragement in tough moments.

There may be support groups in your area for people trying to quit. Call your local chapter of the American Lung Association, American Cancer Society or American Heart Association for further information. Toll free phone numbers are printed on the back of the wallet card on the bottom left of this User's Guide.

### UNDERSTANDING THE DOUBLE-EDGED SWORD.

Smoking has two addictive components, a physical and a mental need for the nicotine in tobacco. You need to conquer both to succeed. **Nicorette mini** Lozenges can ease your physical nicotine addiction. But your readiness and resolve are necessary to help overcome the mental side of your cigarette dependence. So once you're ready, it's time to begin. But first, read and consider the following important warnings.

### IMPORTANT WARNINGS

This product is only for those who want to stop smoking. **If you are pregnant or breast-feeding, only use this medicine on the advice of your health care provider.** Smoking can seriously harm your child. Try to stop smoking without using any nicotine replacement medicine. This medicine is believed to be safer than smoking. However, the risks to your child from this medicine are not fully known.

#### Do not use

- if you continue to smoke, chew tobacco, use snuff, or use a nicotine patch or other nicotine containing products.
- Ask a doctor before use if you have**
- heart disease, recent heart attack or irregular heartbeat. Nicotine can increase your heart rate.
- high blood pressure not controlled with medication. Nicotine can increase your blood pressure.
- stomach ulcers or diabetes.

#### Ask a doctor or pharmacist before use if you are

- using a non-nicotine stop smoking drug
- taking prescription medicine for depression or asthma. Your prescription dose may need to be adjusted.

#### Stop use and ask a doctor if

- mouth problems occur
- persistent indigestion or severe sore throat occurs
- irregular heartbeat or palpitations occur
- you get symptoms of nicotine overdose such as nausea, vomiting, dizziness, diarrhea, weakness and rapid heartbeat

**Keep out of reach of children and pets.** Nicotine lozenges may have enough nicotine to make children and pets sick. If you need to remove the lozenge, wrap it in paper and throw away in the trash. In case of overdose, get medical help or contact a Poison Control Center right away.

### YOU'RE READY TO START.

Okay, you're ready. To become a non-smoker, start today. Now before you do anything else, you have a bit of planning to do. Read this User's Guide all the way through. You want to make sure you bought the right dose to start. If you typically smoke **your first cigarette within 30 minutes of waking up**, use the 4mg **Nicorette mini** Lozenges. If you smoke **your**

**first cigarette more than 30 minutes after waking up**, use the 2mg **Nicorette mini** Lozenges. Next, plan your quitting schedule. Get a calendar to follow your progress and mark the following four important dates (see the reminders on the upper left side of this leaflet).

### THE PROGRAM

**STEP 1. (Weeks 1-6) Starting on your quit date it's best to use at least 9 Nicorette mini Lozenges each day, one every 1-2 hours.** First choose the day you plan to quit (make it soon). Place the Step 1 reminder on this date. That's the day you will stop smoking cigarettes completely and start using **Nicorette mini** Lozenges to calm your cravings for nicotine and help you stay smoke free. Prior to the quit date, get rid of all your cigarettes to remove temptations and make it more difficult to start smoking again.

Use a **Nicorette mini** Lozenge every 1 to 2 hours and at least 9 lozenges each day for the first 6 weeks to help prevent unexpected cravings and improve your chances of quitting. **These aren't ordinary lozenges.** Place the lozenge in your mouth and allow the lozenge to slowly dissolve. Minimize swallowing. **Do not chew or swallow the lozenge.** You may feel a warm or tingling sensation. Occasionally move the lozenge from one side of your mouth to the other until completely dissolved. **Remember to read the USING Nicorette mini LOZENGES PROPERLY section before you take your first Nicorette mini Lozenge.**

**STEP 2. (The next three weeks, that is weeks 7-9).**

**At the beginning of week 7 start using fewer Nicorette mini Lozenges, one every 2-4 hours.**

After six weeks, you should wait a little longer between lozenges, one lozenge every two to four hours. This will help you gradually use fewer **Nicorette mini** Lozenges. Put the Step 2 reminder on the first day of week 7 to help remind you when to start reducing the number of **Nicorette mini** Lozenges you take.

**STEP 3. (The last three weeks, that is weeks 10-12).**

**At the beginning of week 10, reduce Nicorette mini Lozenge use even further, one every 4-8 hours.**

At the beginning of week 10 further decrease the number of **Nicorette mini** Lozenges you use each day to reduce the amount of nicotine you get. You should do this by using one lozenge every 4 to 8 hours. Put the Step 3 reminder on the first day of week 10 so you know when you should be starting this last step to becoming smoke and nicotine-free.

**END. At the end of week 12 stop using Nicorette mini Lozenges to become both cigarette and nicotine-free.**

Put the "EX-SMOKER" reminder on your calendar on the date 12 weeks after the day you stopped smoking and started using **Nicorette mini** Lozenges. You should not use **Nicorette mini** Lozenges beyond this date.

### BE PREPARED.

Since smoking is an addiction, it is hard to quit. Even after you stop, there will be times when you WANT a cigarette, sometimes strongly. (See also section on "Challenges To Watch For"). The best defense is to be prepared. Plan now for handling tough times so you don't give in. For example: think about situations when you usually get a craving for cigarettes or where you think you might experience strong cravings. Try to avoid these situations where you can (for example, avoid spending time with smokers, or drinking alcohol, if those things tempt you to smoke).

Change your habits. For example, take your coffee break somewhere else. Take a walk. In other words, break the association between your usual habits and cigarettes.

If you do encounter a situation where you feel a strong craving, fight it! Take a break from the situation; keep yourself busy or distracted with other activities. Remind yourself why you want to quit, and above all, remind yourself that having "just one" really will hurt your goal of quitting!

To prepare for tough situations, assemble a "survival package"—items that can keep you distracted in case you get a craving. For example, you may include cinnamon gum or hard candy, relaxing music, and things to keep your hands busy like a smooth stone, paper clips, or a rubber ball.

Track your progress as you quit. Keep a journal. Write down how many pieces of **Nicorette mini** Lozenges you use each day. Note if and when you get a craving. If you slip and have a cigarette, don't give up. Stop smoking again and get back on your program with **Nicorette mini** Lozenges.

Establish your support network. Keep friends' and family members' phone numbers ready to get the moral support you need. Before quitting, ask friends and family to support and encourage you. Think of specific ways they can help.

Reward yourself. Set aside little gifts to yourself such as a CD or video, which you can earn by overcoming difficult hurdles.

### HOW Nicorette mini LOZENGES WORK.

**Nicorette mini** Lozenges are a form of Nicotine Replacement Therapy. They deliver nicotine to your body, temporarily relieving craving and nicotine withdrawal symptoms when you quit smoking. But unlike cigarettes, **Nicorette mini** Lozenges deliver a lower, steady level of nicotine to your blood. When used as directed, **Nicorette mini** Lozenges help you regulate, control, and gradually reduce your body's craving for nicotine.

The good news is that **Nicorette mini** Lozenges contain no tar or carbon monoxide, and therefore don't present the same medical risks as cigarettes.

However, the lozenges still deliver nicotine, the addictive ingredient in cigarettes. And for some people the nicotine in **Nicorette mini** Lozenges can occasionally cause mouth or throat irritation, headaches, nausea, hiccups, upset stomach or dizziness.

**FREE**  
INDIVIDUALIZED STOP SMOKING PROGRAM  
**COMMITTED QUITTERS®**

brought to you by

**Nicorette®**  
nicotine polacrilex lozenge  
*mini* Lozenge  
and GlaxoSmithKline

**?** What is **COMMITTED QUITTERS®**

- A **FREE**, custom-tailored plan to help you break the psychological addiction to smoking.
- Throughout your quit attempt, you will receive personalized advice on how to cope with situations that make you want to smoke.

**TO JOIN**

**FREE**  
INDIVIDUALIZED STOP SMOKING PROGRAM  
**COMMITTED QUITTERS®**

Enroll online at [www.committedquitters.com](http://www.committedquitters.com)  
or call 1-800-770-0708  
and ask for your **FREE** Individualized Stop Smoking Program

- You will be asked a few questions to gain an understanding about you and your specific needs.

NICORETTE®, COMMITTED QUITTERS®, and associated logo designs and overall trade dress designs are trademarks owned and/or licensed to the GlaxoSmithKline group of companies.

Call Between 7 am and 12 midnight EST or enroll online 24 hours a day  
(ONE PLAN PER CUSTOMER) Read and follow label directions

**WALLET CARD**

My most important reasons to quit smoking are:

©2012 GlaxoSmithKline

BACKCOVER  
COPY AREA  
1.3125" High  
1.75" Wide

FRONTCOVER  
COPY AREA  
1.3125" High  
1.75" Wide

## **USING Nicorette mini LOZENGES PROPERLY.**

Remember, **Nicorette mini Lozenges aren't like ordinary lozenges such as cough drops.** This lozenge is designed to deliver nicotine into your system through the lining of your mouth, not in your stomach like most other medicines. It is important to minimize swallowing the dissolved medicine in these lozenges so that it can be properly absorbed in your mouth.

Do not use more than one lozenge at a time, or many lozenges one after another since this can cause hiccups, heartburn, nausea or other side effects.

Read all the following instructions before using **Nicorette mini Lozenges.** Refer to them often to make sure you're using **Nicorette mini Lozenges** correctly.

**IMPORTANT: Don't worry or give up if you do not like the taste of the lozenge at first. Nicorette mini Lozenges are a medication, not a candy. Most people get used to the taste after a day or two. Remember, staying with the plan will help you quit. Stop smoking completely before you start using Nicorette mini Lozenges.**

- 1) Remove the **Nicorette mini Lozenge** from the immediate container. Place the lozenge in your mouth and allow the lozenge to slowly dissolve. Minimize swallowing. **Do not chew or swallow the lozenge.** You may feel a warm or tingling sensation.
- 2) Occasionally move the lozenge from one side of your mouth to the other side until completely dissolved.

<p><b>USING Nicorette mini LOZENGES PROPERLY.</b></p> <p>Remember, <b>Nicorette mini Lozenges aren't like ordinary lozenges such as cough drops.</b> This lozenge is designed to deliver nicotine into your system through the lining of your mouth, not in your stomach like most other medicines. It is important to minimize swallowing the dissolved medicine in these lozenges so that it can be properly absorbed in your mouth.</p> <p>Do not use more than one lozenge at a time, or many lozenges one after another since this can cause hiccups, heartburn, nausea or other side effects.</p> <p>Read all the following instructions before using <b>Nicorette mini Lozenges</b>. Refer to them often to make sure you're using <b>Nicorette mini Lozenges</b> correctly.</p> <p><b>IMPORTANT: Don't worry or give up if you do not like the taste of the lozenge at first. Nicorette mini Lozenges are a medication, not a candy. Most people get used to the taste after a day or two. Remember, staying with the plan will help you quit. Stop smoking completely before you start using Nicorette mini Lozenges.</b></p> <ol style="list-style-type: none"> <li>Remove the <b>Nicorette mini</b> Lozenge from the immediate container. Place the lozenge in your mouth and allow the lozenge to slowly dissolve. Minimize swallowing. <b>Do not chew or swallow the lozenge.</b> You may feel a warm or tingling sensation.</li> <li>Occasionally move the lozenge from one side of your mouth to the other side until completely dissolved.</li> </ol> <p>To reduce cravings or urges to smoke and other withdrawal symptoms, use <b>Nicorette mini Lozenges</b> according to the following dosage schedule.</p> <table border="1" style="width: 100%; border-collapse: collapse; text-align: center;"> <thead> <tr> <th style="padding: 2px;">Weeks 1 through 6</th> <th style="padding: 2px;">Weeks 7 through 9</th> <th style="padding: 2px;">Weeks 10 through 12</th> </tr> </thead> <tbody> <tr> <td style="padding: 2px;">1 lozenge every 1 to 2 hours</td> <td style="padding: 2px;">1 lozenge every 2 to 4 hours</td> <td style="padding: 2px;">1 lozenge every 4 to 8 hours</td> </tr> </tbody> </table> <p><b>Do not use more than 5 lozenges in 6 hours. Do not use more than 20 lozenges per day.</b> Stop using the lozenge at the end of 12 weeks (3 months).</p> <p><b>FOR THE BEST CHANCE OF QUITTING,</b> use <b>Nicorette mini Lozenges</b> on a regular schedule, using at least 9 lozenges a day during the first 6 weeks. That will help your body better adjust to the lack of cigarettes and better help prevent cravings. Some people may need more lozenges to reduce their cravings. Do not exceed the recommended maximum daily dosage of 20 lozenges per day. Do not continuously use one lozenge after another, since this may cause you hiccups, heartburn, nausea or other side effects.</p> <p>Do not eat or drink 15 minutes before using or while the lozenge is in your mouth.</p>	Weeks 1 through 6	Weeks 7 through 9	Weeks 10 through 12	1 lozenge every 1 to 2 hours	1 lozenge every 2 to 4 hours	1 lozenge every 4 to 8 hours	<p><b>After a Couple of Weeks.</b> Your confidence and ability to cope with urges to smoke should be getting stronger. But don't be over-confident and think you can smoke just one cigarette. Even now, having even a single puff can lead to a return to smoking cigarettes regularly. Be prepared, and remember why you wanted to stop smoking. Have you noticed that your sense of taste and smell has improved? You are probably coughing less and finding it easier to breathe. You've also probably noticed your withdrawal symptoms are subsiding (though don't worry if they're still there: they last longer for some people). These are all positive signs that your body is getting used to your success at stopping smoking.</p> <p><b>By The End of The First Month.</b> You are less likely to have cravings for cigarettes as often. However sudden cravings may still happen, and when they do, be on your guard, as they can be strong and seem to come out of the blue. Be prepared for these challenging times. The key is do what you can so these unexpected cravings can't beat you. Keep focused on the ways non-smokers are more attractive than smokers. Their breath smells better. Their clothes and hair are fresher. Their teeth are cleaner and brighter. Their skin is less likely to wrinkle. Not smoking around children and your friends is also healthier for them too.</p> <p><b>WHAT IF YOU DO SLIP AND SMOKE?</b></p> <p>"What if I relapse?" One cigarette is a slip-up, but it's not the end of the quit effort. Everybody slips at something. The key is this: forgive yourself and stop at that one cigarette. Don't let this slip ruin your good intentions, keep at your quit attempt. So, throw out your cigarettes and continue with your quit attempt, keeping in mind what went wrong and led to the slip.</p> <p>If you do go back to smoking, certainly don't throw out your <b>Nicorette mini Lozenges</b>. Keep them for the next time you're ready to quit. In fact research says that even if you are back to smoking regularly the best thing you can do is learn and try again.</p> <p>Try to understand the reason you had those cigarettes that made you slip. That's important, because now you can plan better to deal with these moments next time. It's true you stumbled, but don't think of yourself as having failed. Encourage yourself by treating the last attempt as a learning experience, even a "trial run" for the real thing.</p> <p>Take a look at the usage instructions and check that you used the <b>Nicorette mini Lozenges</b> correctly and for the full 12 weeks of the program. When you try again make sure you use enough and the right way. That way you'll be best equipped to deal with the unexpected cravings.</p> <p>Don't forget; quitting isn't easy and it takes practice to do anything. Stopping smoking is no different.</p> <p><b>YOU'VE MADE IT.</b></p> <p>Once your twelve week quitting program is over, you've taken your last <b>Nicorette mini</b> Lozenge. Now you are both cigarette and nicotine-free. Get up and give yourself a standing ovation. We mean it. Do you realize that you have just done a really difficult thing?</p> <p>Now's a good time to think back on the process. Think of all your reasons for quitting smoking. Think of your goals. Think of how they're going to be a reality now.</p> <p>Think of what you're going to do with your newly liberated cigarette money. The places you can now go smoke-free. Think of the extra time you may have added to your life and what you can do with it. And although you may still experience the occasional temptation, and cigarettes still want you back, think positively. Think forward. And consider yourself a proud non-smoker.</p> <p><b>FREQUENTLY ASKED QUESTIONS.</b></p> <p><b>1. When I stop smoking and start using Nicorette mini Lozenges how will I feel?</b></p> <p><b>Nicorette mini Lozenges</b> help reduce cravings, but be prepared for some nicotine withdrawal symptoms. After you stop smoking they can begin almost at once and are normally at their strongest during the first three or four days. For some people, any of the following may occur:</p> <ul style="list-style-type: none"> <li>• unexpected craving or urges for cigarettes</li> <li>• anxiety, irritability, restlessness, mood changes, nervousness</li> <li>• drowsiness</li> <li>• trouble concentrating</li> <li>• increased appetite and weight gain</li> <li>• headaches, muscular pain, constipation, fatigue</li> </ul> <p><b>Nicorette mini Lozenges</b> are designed to reduce the craving for nicotine you used to satisfy with cigarettes. <b>Nicorette mini Lozenges</b> can also help provide relief from other withdrawal symptoms such as irritability and nervousness.</p> <p><b>2. Are Nicorette mini Lozenges just swapping one type of nicotine addiction for another?</b></p> <p><b>Nicorette mini Lozenges</b> do contain nicotine, however there is probably less nicotine in your daily dose of lozenges than in your cigarettes. <b>Nicorette mini Lozenges</b> give you enough nicotine to help you combat the physical withdrawal symptoms so you can cope with the mental side of stopping smoking. Also, since the nicotine from the lozenges goes into your blood stream more slowly, it produces less of the effects of nicotine that people find rewarding. In fact, when used as directed in the 12 week program, <b>Nicorette mini Lozenges</b> gradually wean you off your dependence for both nicotine and cigarettes. Remember, don't use <b>Nicorette mini Lozenges</b> together with nicotine patches or other nicotine containing products.</p> <p><b>3. Can Nicorette mini Lozenges do any harm?</b></p> <p>Some people with conditions like heart disease or people taking prescription medicine for asthma or depression should not use this product without talking to their doctor—check the IMPORTANT WARNINGS on the front of this leaflet. You may also experience side effects such as hiccups, mouth or throat irritation, heartburn or other stomach problems such as nausea especially if <b>Nicorette mini Lozenges</b> are chewed or swallowed. In any case, <b>Nicorette mini Lozenges</b> do not contain the tar, carbon monoxide, and other toxins present in cigarette smoke.</p>	<p><b>4. Will I put on weight?</b></p> <p>In the first couple of months after quitting smoking, some people do put on a few pounds. But think of it this way. Overall, you'll be healthier and look better. You can always tackle your weight by changing your diet and increasing the amount you exercise once you have gotten through the difficult part of stopping smoking.</p> <p><b>5. Does taking Nicorette mini Lozenges cost more than smoking?</b></p> <p>If you normally smoke a pack and a half a day, your total cost of using <b>Nicorette mini Lozenges</b> during the 12-week period is about the same as smoking. But guess what? After you've finished the <b>Nicorette mini Lozenge</b> program all that money you used to spend on cigarettes is now savings. And think of the health issues you'll hopefully be able to avoid.</p> <p><b>6. What if I have a cigarette and start smoking?</b></p> <p>Don't panic. First, don't think badly of yourself. Throw away your cigarettes and forgive yourself. Then think about what went wrong and get back on track. In fact people who have already tried to stop smoking are more likely to be successful the next time.</p> <p><b>CHALLENGES TO WATCH FOR.</b></p> <p>Once you quit smoking, you are likely to experience periodic, and sometimes intense, temptations to smoke. Certain situations present special challenges. Some common ones include:</p> <p><i>Stress and upset.</i> When you are feeling stressed or upset, you may think a cigarette will make everything better. It won't. Find other ways to relax and unwind.</p> <p><i>The blues.</i> You may be especially vulnerable when you feel bored or blue. Remember that having a cigarette will just make you feel worse.</p> <p><i>Smoking cues.</i> Seeing cigarettes or watching other people smoke can trigger temptation. Remember that you choose not to smoke anymore.</p> <p><i>Alcohol.</i> Drinking and smoking seem to go together, and alcoholic beverages may weaken your resolve, making drinking dangerous to your quit effort. Avoid drinking early in your quit effort, and try to drink with non-smokers.</p> <p><i>Automatic slips.</i> Sometimes you may find yourself preparing to smoke without even realizing it. Watch out for those moments when your hand seems to 'automatically' reach for a cigarette.</p> <p>Watch out for these situations: they can trigger a relapse. You probably know which one(s) are most dangerous for you; plan ahead to deal with the situation effectively. Always remember that you're trying to break a habit, and the most important thing is to do something to combat the urge in these situations.</p> <p><b>COPING AFTER QUITTING.</b></p> <p>The key to staying smoke-free is to prepare for and cope with challenges as they occur. If you find yourself tempted to smoke, do something! Here are some things to consider.</p> <ul style="list-style-type: none"> <li>• Escape. Leave the situation, even for a few minutes. Most temptations don't last long.</li> <li>• Distract yourself. Get your mind off smoking. Think of something else or get busy with something.</li> <li>• Relax. Don't let stress get to you. Think of pleasant, relaxing things; breathe slowly and regularly. Let the stress drain out of you.</li> <li>• Talk yourself out of it. What you say to yourself matters. So, remind yourself how important it is for you to quit; remind yourself you can't have just one; or just command yourself to STOP.</li> </ul>
Weeks 1 through 6	Weeks 7 through 9	Weeks 10 through 12						
1 lozenge every 1 to 2 hours	1 lozenge every 2 to 4 hours	1 lozenge every 4 to 8 hours						
<p><b>For more information please visit <a href="http://www.nicorette.com">www.nicorette.com</a></b></p>								
<p><b>WHAT YOU CAN EXPECT.</b></p> <p>As you are successful at staying smoke-free, initially you will probably notice a few of the following typical withdrawal symptoms, so don't be surprised. Use of <b>Nicorette mini Lozenges</b> reduces these symptoms, but may not eliminate them entirely. They will go away with time. Stay focused on your goal of becoming an ex-smoker. Research shows that if you manage to avoid all smoking in the first week (that means not having a single puff), your chances of success increase dramatically.</p> <p><b>The First Few Days.</b> You may feel nervous or irritable or have difficulty concentrating during the first few days after you quit smoking. Your body needs time to regain balance. Initially, you might feel a little out of sorts, get headaches, feel light-headed, or have trouble sleeping. Your smoker's cough may get worse before it improves. But fear not, it's a positive sign. Coughing helps clean your lungs of the tar residue you got from smoking.</p>	<p style="text-align: center;"><b>INSIDE FRONTCOVER</b></p>	<p style="text-align: center;"><b>INSIDE BACKCOVER</b></p>						
<p>©2009 GlaxoSmithKline 00000XX</p>								
<div style="border: 2px dashed black; border-radius: 15px; padding: 10px; width: fit-content; margin: auto;"> <p style="text-align: center; font-weight: bold; font-size: 1.2em;">WHERE TO CALL FOR HELP:</p> <p style="text-align: center; font-weight: bold; font-size: 1.2em;">WALLET CARD</p> <p style="text-align: center;">                 American Lung Association                  1-800-586-4872                  American Cancer Society                  1-800-227-2345                  American Heart Association                  1-800-242-8721                  Quitting Buddy or Friend who has Quit             </p> </div>								

**Nicorette**<sup>®</sup>

nicotine polacrilex lozenge  
2mg and 4mg User's Guide

*mini* Lozenge

**How to Use Nicorette<sup>®</sup>  
Mini Lozenges and Tips to  
Help You Quit Smoking.**

©2012 GlaxoSmithKline

**PLANNING YOUR SUCCESS**

- 1) The key to accomplishing anything important is commitment. When it comes to quitting smoking, that is especially true. **Nicorette mini** Lozenges can help if you really want to quit. **Nicorette mini** Lozenges help reduce withdrawal symptoms including nicotine craving associated with quitting smoking.
- 2) Your chances of staying off cigarettes are much better if you start with at least 9 **Nicorette mini** Lozenges daily. For best results, use the lozenges on a regular schedule (as outlined in this User's Guide).
- 3) Stop smoking completely when you start using **Nicorette mini** Lozenges. Even a single cigarette is likely to put you right back to square one.
- 4) This User's Guide outlines a 12-week plan for **Nicorette mini** Lozenges. Even though you may feel confident about your non-smoking status after a few weeks, it's important to stick with the plan to help you remain smoke free.
- 5) **Nicorette mini** Lozenges work best when used together with a support plan. See insert between pages 11 and 15 for instructions on enrollment in the Committed Quitters® Individualized Stop Smoking Program.
- 6) After the first six weeks, start using fewer **Nicorette mini** Lozenges, as directed in the instructions, so you can become smoke-and nicotine-free by the end of the 12 week plan.

7) If you have questions about using **Nicorette mini** Lozenges, call toll free 1-888-569-1743 (English/Spanish) weekdays (9:00am - 4:30pm ET), or talk to your pharmacist or family doctor.

**YES! YOU WANT TO QUIT.**

Wonderful. You've made the most important decision of all, to stop smoking. And by choosing **Nicorette mini** Lozenges to help you, you're starting on the right path. Now remember, using **Nicorette mini** Lozenge doesn't just mean taking a **Nicorette mini** Lozenge. It means setting and following a program like the one we suggest in this User's Guide.

Your own success depends on your effort, your level of addiction to tobacco, and your commitment to following your program.

**LET'S FACE IT.**

Quitting smoking isn't easy! You or someone you know may have tried unsuccessfully. That's okay. It's hard to stop smoking the first time you try. The important part is to learn from your previous attempts, consider what went wrong and keep trying to quit until you succeed. Look to this User's Guide for support as you undergo this terrific task. The guide includes important information on how to use **Nicorette mini** Lozenges and also gives you tips to help you stop smoking. Refer back to it often for advice, answers, and encouragement to help you stay on track.

**GET MOTIVATED. STAY MOTIVATED.**

Everyone has a reason for quitting—whether you're concerned about your

health, your appearance, family or peer pressure, or the effect of secondhand smoke on your loved ones—all of the above, or something else entirely. Whatever your reasons, write them down. There's a wallet card inside the back cover of this User's Guide. Write your reasons on the card and carry it with you. When you have an urge to smoke or experience a difficult moment it can help you focus on your reasons for quitting. Lots of people quit with a co-worker, spouse or friend and use them as a quitting buddy. You can help each other out by providing extra encouragement in tough moments.

There may be support groups in your area for people trying to quit. Call your local chapter of the American Lung Association, American Cancer Society

4

or American Heart Association for further information. Toll free phone numbers are printed on the wallet card on the back cover of this User's Guide.

**UNDERSTANDING THE DOUBLE-EDGED SWORD.**

Smoking has two addictive components, a physical and a mental need for the nicotine in tobacco. You need to conquer both to succeed. **Nicorette mini** Lozenges can ease your physical nicotine addiction. But your readiness and resolve are necessary to help overcome the mental side of your cigarette dependence. So once you're ready, it's time to begin. But first, read and consider the following important warnings.

**IMPORTANT WARNINGS**

This product is only for those who want to stop smoking.

©2012 GlaxoSmithKline

**If you are pregnant or breast-feeding, only use this medicine on the advice of your health care provider.** Smoking can seriously harm your child. Try to stop smoking without using any nicotine replacement medicine. This medicine is believed to be safer than smoking. However, the risks to your child from this medicine are not fully known.

**Do not use**

- if you continue to smoke, chew tobacco, use snuff, or use a nicotine patch or other nicotine containing products.

**Ask a doctor before use if you have**

- heart disease, recent heart attack or irregular heartbeat. Nicotine can increase your heart rate.
- high blood pressure not controlled

with medication. Nicotine can increase your blood pressure.

- stomach ulcers or diabetes.

**Ask a doctor or pharmacist before use if you are**

- using a non-nicotine stop smoking drug
- taking prescription medicine for depression or asthma. Your prescription dose may need to be adjusted.

**Stop use and ask a doctor if**

- mouth problems occur
- persistent indigestion or severe sore throat occurs
- irregular heartbeat or palpitations occur
- you get symptoms of nicotine overdose such as nausea, vomiting, dizziness, diarrhea, weakness and rapid heartbeat

**Keep out of reach of children and pets.** Nicotine lozenges may have enough nicotine to make children and pets sick. If you need to remove the lozenge, wrap it in paper and throw away in the trash. In case of overdose, get medical help or contact a Poison Control Center right away.

**YOU'RE READY TO START.**

Okay, you're ready. To become a non-smoker, start today. Now before you do anything else, you have a bit of planning to do. Read this User's Guide all the way through. You want to make sure you bought the right dose to start. If you typically smoke **your first cigarette within 30 minutes of waking up**, use the 4mg **Nicorette mini** Lozenges. If you smoke **your first cigarette more than 30 minutes after waking up**, use the 2mg **Nicorette mini** Lozenges.

6

Next, plan your quitting schedule. Get a calendar to follow your progress and mark the following four important dates (see the reminders on page 26 of this booklet).

**THE PROGRAM**

**STEP 1. (Weeks 1-6) Starting on your quit date it's best to use at least 9 Nicorette mini Lozenges each day, one every 1-2 hours.**

First choose the day you plan to quit (make it soon). Place the Step 1 reminder on this date. That's the day you will stop smoking cigarettes completely and start using **Nicorette mini** Lozenges to calm your cravings for nicotine and help you stay smoke free. Prior to the quit date, get rid of all your cigarettes to remove temptations and make it more difficult to start smoking again.

©2012 GlaxoSmithKline

Use a **Nicorette mini** Lozenge every 1 to 2 hours and at least 9 lozenges each day for the first 6 weeks to help prevent unexpected cravings and improve your chances of quitting. **These aren't ordinary lozenges. These aren't ordinary lozenges.** Place the lozenge in your mouth and allow the lozenge to slowly dissolve. Minimize swallowing. **Do not chew or swallow the lozenge.** You may feel a warm or tingling sensation.

Occasionally move the lozenge from one side of your mouth to the other until completely dissolved. **Remember to read the instructions on page 10 before you take your first Nicorette mini Lozenge.**

**STEP 2. (The next three weeks, that is weeks 7-9). At the beginning of week 7 start using fewer Nicorette mini**

**Lozenges, one every 2-4 hours.** After six weeks, you should wait a little longer between lozenges, one lozenge every two to four hours. This will help you gradually use fewer **Nicorette mini** Lozenges. Put the Step 2 reminder on the first day of week 7 to help remind you when to start reducing the number of **Nicorette mini** Lozenges you take.

**STEP 3. (The last three weeks, that is weeks 10-12). At the beginning of week 10, reduce Nicorette mini Lozenge use even further, one every 4-8 hours.** At the beginning of week 10 further decrease the number of **Nicorette mini** Lozenges you use each day to reduce the amount of nicotine you get. You should do this by using one lozenge every 4 to 8 hours. Put the

©2012 GlaxoSmithKline

7

Step 3 reminder on the first day of week 10 so you know when you should be starting this last step to becoming smoke and nicotine-free.

**END. At the end of week 12 stop using Nicorette mini Lozenges to become both cigarette and nicotine-free.**

Put the "EX-SMOKER" reminder on your calendar on the date 12 weeks after the day you stopped smoking and started using **Nicorette mini** Lozenges. You should not use **Nicorette mini** Lozenges beyond this date.

**BE PREPARED.**

Since smoking is an addiction, it is hard to quit. Even after you stop, there will be times when you WANT a cigarette, sometimes strongly. (See also section on "Challenges To Watch For").

8

The best defense is to be prepared. Plan now for handling tough times so you don't give in. For example: think about situations when you usually get a craving for cigarettes or where you think you might experience strong cravings. Try to avoid these situations where you can (for example, avoid spending time with smokers, or drinking alcohol, if those things tempt you to smoke).

Change your habits. For example, take your coffee break somewhere else. Take a walk. In other words, break the association between your usual habits and cigarettes.

If you do encounter a situation where you feel a strong craving, fight it! Take a break from the situation; keep yourself busy or distracted with other activities.

©2012 GlaxoSmithKline

Remind yourself why you want to quit, and above all, remind yourself that having “just one” really will hurt your goal of quitting!

To prepare for tough situations, assemble a “survival package”—items that can keep you distracted in case you get a craving. For example, you may include cinnamon gum or hard candy, relaxing music, and things to keep your hands busy like a smooth stone, paper clips, or a rubber ball.

Track your progress as you quit. Keep a journal. Write down how many pieces of **Nicorette mini** Lozenges you use each day. Note if and when you get a craving. If you slip and have a cigarette, don’t give up. Stop smoking again and get back on your program with **Nicorette mini** Lozenges.

Establish your support network. Keep friends’ and family members’ phone numbers ready to get the moral support you need. Before quitting, ask friends and family to support and encourage you. Think of specific ways they can help.

Reward yourself. Set aside little gifts to yourself such as a CD or video, which you can earn by overcoming difficult hurdles.

**HOW Nicorette mini LOZENGES WORK.**

**Nicorette mini** Lozenges are a form of Nicotine Replacement Therapy. They deliver nicotine to your body, temporarily relieving craving and nicotine withdrawal symptoms when you quit smoking. But unlike cigarettes, **Nicorette mini** Lozenges deliver a

©2012 GlaxoSmithKline

lower, steady level of nicotine to your blood. When used as directed, **Nicorette mini** Lozenges help you regulate, control, and gradually reduce your body's craving for nicotine.

The good news is that **Nicorette mini** Lozenges contain no tar or carbon monoxide, and therefore don't present the same medical risks as cigarettes.

However, the lozenges still deliver nicotine, the addictive ingredient in cigarettes. And for some people the nicotine in **Nicorette mini** Lozenges can occasionally cause mouth or throat irritation, headaches, nausea, hiccups, upset stomach or dizziness.

**USING Nicorette mini LOZENGES PROPERLY.**

10

Remember, **Nicorette mini Lozenges aren't like ordinary lozenges such as cough drops.** This lozenge is designed to deliver nicotine into your system through the lining of your mouth, not in your stomach like most other medicines. It is important to minimize swallowing the dissolved medicine in these lozenges so that it can be properly absorbed in your mouth.

Do not use more than one lozenge at a time, or many lozenges one after another since this can cause hiccups, heartburn, nausea or other side effects.

Read all the following instructions before using **Nicorette mini** Lozenges. Refer to them often to make sure you're using **Nicorette mini** Lozenges correctly.

**IMPORTANT: Don't worry or give up**

©2012 GlaxoSmithKline

**if you do not like the taste of the lozenge at first. Nicorette mini Lozenges are a medication, not a candy. Most people get used to the taste after a day or two. Remember, staying with the plan will help you quit. Stop smoking completely before you start using Nicorette mini Lozenges.**

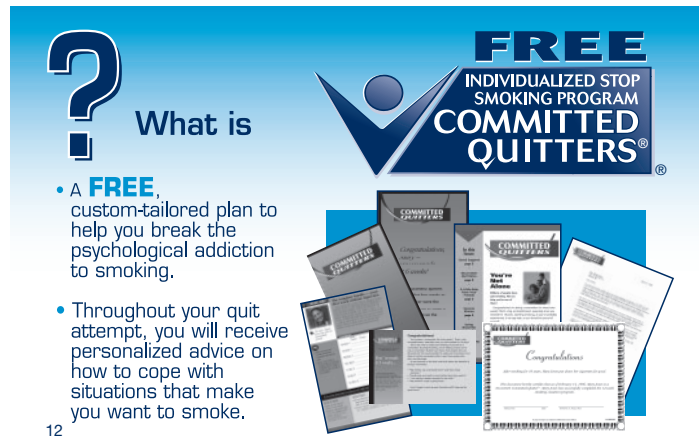
- 1) Remove the **Nicorette mini** Lozenge from the immediate container. Place the lozenge in your mouth and allow the lozenge to slowly dissolve. Minimize swallowing. **Do not chew or swallow the lozenge.** You may feel a warm or tingling sensation.
- 2) Occasionally move the lozenge from one side of your mouth to the other side until completely dissolved.

To reduce cravings or urges to smoke and other withdrawal symptoms, use **Nicorette mini** Lozenges according to the following dosage schedule.

Weeks 1 through 6	Weeks 7 through 9	Weeks 10 through 12
1 lozenge every 1 to 2 hours	1 lozenge every 2 to 4 hours	1 lozenge every 4 to 8 hours

**Do not use more than 5 lozenges in 6 hours. Do not use more than 20 lozenges per day.** Stop using the lozenge at the end of 12 weeks (3 months).

**FOR THE BEST CHANCE OF QUITTING,** use **Nicorette mini** Lozenges on a regular schedule, using at least 9 lozenges a day during the



**?** What is

**FREE**  
INDIVIDUALIZED STOP  
SMOKING PROGRAM  
**COMMITTED  
QUITTERS**®

- A **FREE**, custom-tailored plan to help you break the psychological addiction to smoking.
- Throughout your quit attempt, you will receive personalized advice on how to cope with situations that make you want to smoke.

12

**TO JOIN**



**Enroll online  
at  
[www.committedquitters.com](http://www.committedquitters.com)**

or call 1-800-770-0708

and ask for your **FREE** Individualized Stop Smoking Program

- You will be asked a few questions to gain an understanding about you and your specific needs.



brought to you by

**Nicorette**<sup>®</sup>

nicotine polacrilex lozenge

**mini** Lozenge

and GlaxoSmithKline

NICORETTE<sup>®</sup>, COMMITTED QUITTERS<sup>®</sup>, and associated logo designs and overall trade dress designs are trademarks owned and/or licensed to the GlaxoSmithKline group of companies.

**Call Between 7 am and 12 midnight EST or enroll online 24 hours a day**

(ONE PLAN PER CUSTOMER) Read and follow label directions

14

first 6 weeks. That will help your body better adjust to the lack of cigarettes and better help prevent cravings. Some people may need more lozenges to reduce their cravings. Do not exceed the recommended maximum daily dosage of 20 lozenges per day. Do not continuously use one lozenge after another, since this may cause you hiccups, heartburn, nausea or other side effects.

Do not eat or drink 15 minutes before using or while the lozenge is in your mouth.

**CUTTING BACK ON YOUR Nicorette mini LOZENGE USAGE.**

The whole reason for using Nicorette mini Lozenges is to decrease and slowly eliminate your need for nicotine, while you control cravings. So, as the

above schedule indicates, you should gradually reduce the amount of Nicorette mini Lozenges you take per day. Some people find it easier to reduce by substituting ordinary sweets or sugar free candy for some of the Nicorette mini Lozenges they would normally use. As time goes on, you can increase the number of pieces of candy as you further reduce your use of Nicorette mini Lozenges. **Stop using Nicorette mini Lozenges at the end of week 12.** If you still feel the need to use Nicorette mini Lozenges after week 12, talk with your doctor.

**MAKE QUITTING EASIER ON YOURSELF.**

Soon after your quit date, parties, bars, celebrations, and socializing may all tempt you to smoke. Please remember

©2012 GlaxoSmithKline

15

these tips to help you resist those urges and stay smoke-free.

**The Day You Quit Smoking:**

- Look to your family and friends for support. Let them know what to do or avoid doing to help you quit.
- Throw away ALL cigarettes, ashtrays, matches, lighters. You don't need them. You don't want them and you want to make it difficult to go back.
- Keep yourself occupied. Take a walk. See a movie. See friends. Do anything to keep your mind off cigarettes.
- Calculate all the money you'll save by not buying cigarettes. Probably well over \$1,000 a year! \$1,000 a year? Think of what you can spend it on!
- Know what situations are going to make you want to smoke. Plan now how you'll avoid them or deal with them so you don't smoke.
- Keep **Nicorette mini** Lozenges next to your bed so you're prepared when you get up. A lot of people get cravings first thing in the morning.
- Make an appointment to see your dentist and get the tobacco stains cleaned off. While you're getting rid of the evidence of cigarettes in the house, do the same for your teeth. Have clothes or drapes that smell of smoking cleaned.
- Now that your house is smoke-free, try to spend most of your time in smoke-free environments.

- If you usually smoked with coffee or alcohol, try to keep away from them for now. Remember you are also trying to break a habit.
- Smoking is a “hands-on” habit. So use something else to occupy your hands: a rubber band or a pen.
- Now’s a good time to get active. Find activities to take your mind off cigarettes and relax. Take up jogging, swimming, or walking.
- Don’t stress out about gaining weight. Dieting now may weaken your efforts to quit smoking. Eat sensibly and exercise daily; drink large quantities of water and fruit juices; this can help your chances of staying smoke-free.

- Laugh. Watch a sitcom. Read a comic book. It really helps.

REMEMBER: Urges to smoke are temporary. They’ll pass, even if you don’t smoke.

**WHAT YOU CAN EXPECT.**

As you are successful at staying smoke-free, initially you will probably notice a few of the following typical withdrawal symptoms, so don’t be surprised. Use of **Nicorette mini** Lozenges reduces these symptoms, but may not eliminate them entirely. They will go away with time. Stay focused on your goal of becoming an ex-smoker. Research shows that if you manage to avoid all smoking in the first week (that means not having a single puff), your chances of success increase dramatically.

**The First Few Days.** You may feel nervous or irritable or have difficulty concentrating during the first few days after you quit smoking. Your body needs time to regain balance. Initially, you might feel a little out of sorts, get headaches, feel light-headed, or have trouble sleeping. Your smoker's cough may get worse before it improves. But fear not, it's a positive sign. Coughing helps clean your lungs of the tar residue you got from smoking.

**After a Couple of Weeks.** Your confidence and ability to cope with urges to smoke should be getting stronger. But don't be over-confident and think you can smoke just one cigarette. Even now, having even a single puff can lead to a return to smoking cigarettes regularly. Be prepared, and remember why you wanted to stop smoking.

18

Have you noticed that your sense of taste and smell has improved? You are probably coughing less and finding it easier to breathe. You've also probably noticed your withdrawal symptoms are subsiding (though don't worry if they're still there: they last longer for some people). These are all positive signs that your body is getting used to your success at stopping smoking.

**By The End of The First Month.** You are less likely to have cravings for cigarettes as often. However sudden cravings may still happen, and when they do, be on your guard, as they can be strong and seem to come out of the blue. Be prepared for these challenging times. The key is do what you can so these unexpected cravings can't beat you. Keep focused on the ways non-smokers are more attractive than

©2012 GlaxoSmithKline

smokers. Their breath smells better. Their clothes and hair are fresher. Their teeth are cleaner and brighter. Their skin is less likely to wrinkle. Not smoking around children and your friends is also healthier for them too.

**What If You Do Slip And Smoke?**

"What if I relapse?" One cigarette is a slip-up, but it's not the end of the quit effort. Everybody slips at something. The key is this: forgive yourself and stop at that one cigarette. Don't let this slip ruin your good intentions, keep at your quit attempt. So, throw out your cigarettes and continue with your quit attempt, keeping in mind what went wrong and led to the slip.

If you do go back to smoking, certainly don't throw out your **Nicorette mini**

Lozenges. Keep them for the next time you're ready to quit. In fact research says that even if you are back to smoking regularly the best thing you can do is learn and try again.

Try to understand the reason you had those cigarettes that made you slip. That's important, because now you can plan better to deal with these moments next time. It's true you stumbled, but don't think of yourself as having failed. Encourage yourself by treating the last attempt as a learning experience, even a "trial run" for the real thing.

Take a look at the usage instructions and check that you used the **Nicorette mini** Lozenges correctly and for the full 12 weeks of the program. When you try again make sure you use enough and the right way. That way you'll be best equipped to

deal with the unexpected cravings. Don't forget; quitting isn't easy and it takes practice to do anything. Stopping smoking is no different.

**YOU'VE MADE IT.**

Once your twelve week quitting program is over, you've taken your last **Nicorette mini** Lozenge. Now you are both cigarette and nicotine-free. Get up and give yourself a standing ovation. We mean it. Do you realize that you have just done a really difficult thing?

Now's a good time to think back on the process. Think of all your reasons for quitting smoking. Think of your goals. Think of how they're going to be a reality now.

Think of what you're going to do with  
20

your newly liberated cigarette money.

The places you can now go smoke-free. Think of the extra time you may have added to your life and what you can do with it. And although you may still experience the occasional temptation, and cigarettes still want you back, think positively. Think forward. And consider yourself a proud non-smoker.

**FREQUENTLY ASKED QUESTIONS.**

**1. When I stop smoking and start using Nicorette mini Lozenges how will I feel?**

**Nicorette mini** Lozenges help reduce cravings, but be prepared for some nicotine withdrawal symptoms. After you stop smoking they can begin almost at once and are normally at their strongest during the first three or four days. For some people, any of the following may occur:

©2012 GlaxoSmithKline

- unexpected craving or urges for cigarettes
- anxiety, irritability, restlessness, mood changes, nervousness
- drowsiness
- trouble concentrating
- increased appetite and weight gain
- headaches, muscular pain, constipation, fatigue

**Nicorette mini** Lozenges are designed to reduce the craving for nicotine you used to satisfy with cigarettes.

**Nicorette mini** Lozenges can also help provide relief from other withdrawal symptoms such as irritability and nervousness.

**2. Are Nicorette mini Lozenges just swapping one type of nicotine addiction for another?**

**Nicorette mini** Lozenges do contain

nicotine, however there is probably less nicotine in your daily dose of lozenges than in your cigarettes.

**Nicorette mini** Lozenges give you enough nicotine to help you combat the physical withdrawal symptoms so you can cope with the mental side of stopping smoking. Also, since the nicotine from the lozenges goes into your blood stream more slowly, it produces less of the effects of nicotine that people find rewarding. In fact, when used as directed in the 12 week program, **Nicorette mini** Lozenges gradually wean you off your dependence for both nicotine and cigarettes. Remember, don't use **Nicorette mini** Lozenges together with nicotine patches or other nicotine containing products.

**3. Can Nicorette mini Lozenges do any harm?**

©2012 GlaxoSmithKline

21

Some people with conditions like heart disease or people taking prescription medicine for asthma or depression should not use this product without talking to their doctor—check the IMPORTANT WARNINGS on page 5. You may also experience side effects such as hiccups, mouth or throat irritation, heartburn or other stomach problems such as nausea especially if **Nicorette mini** Lozenges are chewed or swallowed. In any case, **Nicorette mini** Lozenges do not contain the tar, carbon monoxide, and other toxins present in cigarette smoke.

**4. Will I put on weight?**

In the first couple of months after quitting smoking, some people do put on a few pounds. But think of it this way. Overall, you'll be healthier and

look better. You can always tackle your weight by changing your diet and increasing the amount you exercise once you have gotten through the difficult part of stopping smoking.

**5. Does taking Nicorette mini Lozenges cost more than smoking?**

If you normally smoke a pack and a half a day, your total cost of using **Nicorette mini** Lozenges during the 12-week period is about the same as smoking. But guess what? After you've finished the **Nicorette mini** Lozenge program all that money you used to spend on cigarettes is now savings. And think of the health issues you'll hopefully be able to avoid.

**6. What if I have a cigarette and start smoking?**

Don't panic. First, don't think badly of

yourself. Throw away your cigarettes and forgive yourself. Then think about what went wrong and get back on track. In fact people who have already tried to stop smoking are more likely to be successful the next time.

**CHALLENGES TO WATCH FOR.**

Once you quit smoking, you are likely to experience periodic, and sometimes intense, temptations to smoke. Certain situations present special challenges. Some common ones include:

*Stress and upset.*

When you are feeling stressed or upset, you may think a cigarette will make everything better. It won't. Find other ways to relax and unwind.

*The blues.*

You may be especially vulnerable when you feel bored or blue.

Remember that having a cigarette will just make you feel worse.

*Smoking cues.*

Seeing cigarettes or watching other people smoke can trigger temptation. Remember that you choose not to smoke anymore.

*Alcohol.*

Drinking and smoking seem to go together, and alcoholic beverages may weaken your resolve, making drinking dangerous to your quit effort. Avoid drinking early in your quit effort, and try to drink with non-smokers.

*Automatic slips.*

Sometimes you may find yourself preparing to smoke without even realizing it. Watch out for those moments when your hand seems to 'automatically' reach for a cigarette.

Watch out for these situations: they can trigger a relapse. You probably know which one(s) are most dangerous for you; plan ahead to deal with the situation effectively. Always remember that you're trying to break a habit, and the most important thing is to do something to combat the urge in these situations.

**COPING AFTER QUITTING.**

The key to staying smoke-free is to prepare for and cope with challenges as they occur. If you find yourself tempted to smoke, do something! Here are some things to consider.

- Escape. Leave the situation, even for a few minutes. Most temptations don't last long.
- Distract yourself. Get your mind off smoking. Think of something else or

get busy with something.

- Relax. Don't let stress get to you. Think of pleasant, relaxing things; breathe slowly and regularly. Let the stress drain out of you.
- Talk yourself out of it. What you say to yourself matters. So, remind yourself how important it is for you to quit; remind yourself you can't have just one; or just command yourself to STOP.

**For more information please visit  
[www.nicorette.com](http://www.nicorette.com)**

26

**PLACE THESE REMINDERS ON  
YOUR CALENDAR:**



©2012 GlaxoSmithKline

**WALLET CARD**

**My most important reasons to  
quit smoking are:**

---

---

---

---

---

---

---

---

©2012 GlaxoSmithKline

WALLET CARD



**WHERE TO CALL FOR HELP:**

American Lung Association  
1-800-586-4872

American Cancer Society  
1-800-227-2345

American Heart Association  
1-800-242-8721

Quitting Buddy or Friend who has Quit



000000X

©2012 GlaxoSmithKline

---

**This is a representation of an electronic record that was signed electronically and this page is the manifestation of the electronic signature.**

---

/s/

---

JOEL SCHIFFENBAUER  
09/18/2012