

HIGHLIGHTS OF PRESCRIBING INFORMATION

These highlights do not include all the information needed to use STELARA® safely and effectively. See full prescribing information for STELARA®.

STELARA® (ustekinumab) injection, for subcutaneous use
Initial U.S. Approval: 2009

RECENT MAJOR CHANGES

Dosage and Administration (2.2)	05/2013
Contraindications (4)	06/2012
Warnings and Precautions, Malignancies (5.4)	01/2013
Warnings and Precautions, Hypersensitivity Reactions (5.5)	06/2012

INDICATIONS AND USAGE

STELARA® is a human interleukin-12 and -23 antagonist indicated for the treatment of adult patients (18 years or older) with moderate to severe plaque psoriasis who are candidates for phototherapy or systemic therapy. (1)

DOSAGE AND ADMINISTRATION

STELARA® is administered by subcutaneous injection. (2)

- For patients weighing ≤100 kg (220 lbs), the recommended dose is 45 mg initially and 4 weeks later, followed by 45 mg every 12 weeks. (2.1)
- For patients weighing >100 kg (220 lbs), the recommended dose is 90 mg initially and 4 weeks later, followed by 90 mg every 12 weeks. (2.1)

DOSAGE FORMS AND STRENGTHS

- Injection: 45 mg/0.5 mL in a single-use prefilled syringe (3)
- Injection: 90 mg/1 mL in a single-use prefilled syringe (3)
- Injection: 45 mg/0.5 mL in a single-use vial (3)
- Injection: 90 mg/1 mL in a single-use vial (3)

CONTRAINDICATIONS

Clinically significant hypersensitivity to ustekinumab or to any of the excipients. (4)

WARNINGS AND PRECAUTIONS

- Infections:** Serious infections have occurred. Do not start STELARA® during any clinically important active infection. If a serious infection develops, stop STELARA® until the infection resolves. (5.1)
- Theoretical Risk for Particular Infections:** Serious infections from mycobacteria, salmonella and Bacillus Calmette-Guerin (BCG) vaccinations have been reported in patients genetically deficient in IL-12/IL-23. Diagnostic tests for these infections should be considered as dictated by clinical circumstances. (5.2)
- Tuberculosis (TB):** Evaluate patients for TB prior to initiating treatment with STELARA®. Initiate treatment of latent TB before administering STELARA®. (5.3)
- Malignancies:** STELARA® may increase risk of malignancy. The safety of STELARA® in patients with a history of or a known malignancy has not been evaluated. (5.4)
- Anaphylaxis or other clinically significant hypersensitivity reactions** may occur. (5.5)
- Reversible Posterior Leukoencephalopathy Syndrome (RPLS):** One case was reported. If suspected, treat promptly and discontinue STELARA®. (5.6)

ADVERSE REACTIONS

Most common adverse reactions (incidence >3% and greater than with placebo): Nasopharyngitis, upper respiratory tract infection, headache, and fatigue. (6.1)

To report SUSPECTED ADVERSE REACTIONS, contact Janssen Biotech, Inc. at 1-800-JANSSEN (1-800-526-7736) or FDA at 1-800-FDA-1088 or www.fda.gov/medwatch.

DRUG INTERACTIONS

- Live vaccines:** Live vaccines should not be given with STELARA®. (7.1)
- Concomitant therapy:** The safety of concomitant use of STELARA® with immunosuppressants or phototherapy has not been evaluated. (7.2)

See 17 for PATIENT COUNSELING INFORMATION and Medication Guide

Revised: 05/2013

FULL PRESCRIBING INFORMATION: CONTENTS*

1 INDICATIONS AND USAGE

2 DOSAGE AND ADMINISTRATION

- 2.1 Dosing
- 2.2 General Considerations for Administration
- 2.3 Instructions for Administration of STELARA®
Prefilled Syringes Equipped with Needle Safety Guard

3 DOSAGE FORMS AND STRENGTHS

4 CONTRAINDICATIONS

5 WARNINGS AND PRECAUTIONS

- 5.1 Infections
- 5.2 Theoretical Risk for Vulnerability to Particular Infections
- 5.3 Pre-treatment Evaluation for Tuberculosis
- 5.4 Malignancies
- 5.5 Hypersensitivity Reactions
- 5.6 Reversible Posterior Leukoencephalopathy Syndrome
- 5.7 Immunizations
- 5.8 Concomitant Therapies

6 ADVERSE REACTIONS

- 6.1 Clinical Studies Experience
- 6.2 Immunogenicity
- 6.3 Post-marketing Experience

7 DRUG INTERACTIONS

- 7.1 Live Vaccines
- 7.2 Concomitant Therapies
- 7.3 CYP450 Substrates
- 7.4 Allergen Immunotherapy

8 USE IN SPECIFIC POPULATIONS

- 8.1 Pregnancy
- 8.3 Nursing Mothers
- 8.4 Pediatric Use
- 8.5 Geriatric Use

10 OVERDOSAGE

11 DESCRIPTION

12 CLINICAL PHARMACOLOGY

- 12.1 Mechanism of Action
- 12.2 Pharmacodynamics
- 12.3 Pharmacokinetics

13 NONCLINICAL TOXICOLOGY

- 13.1 Carcinogenesis, Mutagenesis, Impairment of Fertility
- 13.2 Animal Toxicology and/or Pharmacology

14 CLINICAL STUDIES

15 REFERENCES

16 HOW SUPPLIED/STORAGE AND HANDLING

17 PATIENT COUNSELING INFORMATION

- 17.1 Instruction on Injection Technique

*Sections or subsections omitted from the full prescribing information are not listed.

FULL PRESCRIBING INFORMATION

1 INDICATIONS AND USAGE

STELARA[®] is indicated for the treatment of adult patients (18 years or older) with moderate to severe plaque psoriasis who are candidates for phototherapy or systemic therapy.

2 DOSAGE AND ADMINISTRATION

2.1 Dosing

STELARA[®] is administered by subcutaneous injection.

- For patients weighing ≤ 100 kg (220 lbs), the recommended dose is 45 mg initially and 4 weeks later, followed by 45 mg every 12 weeks.
- For patients weighing > 100 kg (220 lbs), the recommended dose is 90 mg initially and 4 weeks later, followed by 90 mg every 12 weeks.

In subjects weighing > 100 kg, 45 mg was also shown to be efficacious. However, 90 mg resulted in greater efficacy in these subjects [*see Clinical Studies (14)*].

2.2 General Considerations for Administration

STELARA[®] is for subcutaneous administration. STELARA[®] is intended for use under the guidance and supervision of a physician. STELARA[®] should only be administered to patients who will be closely monitored and have regular follow-up visits with a physician.

After proper training in subcutaneous injection technique, a patient may self inject with STELARA[®] if a physician determines that it is appropriate. Patients should be instructed to follow the directions provided in the Medication Guide (*see Medication Guide*).

Prior to administration, STELARA[®] should be visually inspected for particulate matter and discoloration. STELARA[®] is colorless to light yellow and may contain a few small translucent or white particles. STELARA[®] should not be used if it is discolored or cloudy, or if other particulate matter is present. STELARA[®] does not contain preservatives; therefore, any unused product remaining in the vial and/or syringe should be discarded.

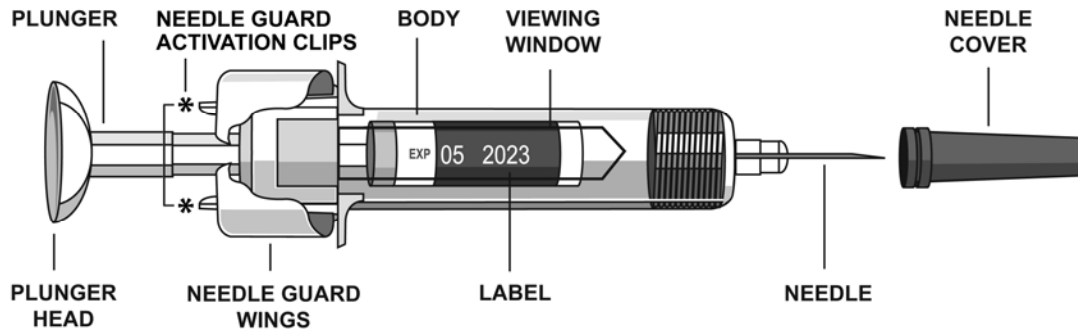
The needle cover on the prefilled syringe contains dry natural rubber (a derivative of latex). The needle cover should not be handled by persons sensitive to latex.

It is recommended that each injection be administered at a different anatomic location (such as upper arms, gluteal regions, thighs, or any quadrant of abdomen) than the previous injection, and not into areas where the skin is tender, bruised, erythematous, or indurated. When using the single-use vial, a 27 gauge, ½ inch needle is recommended.

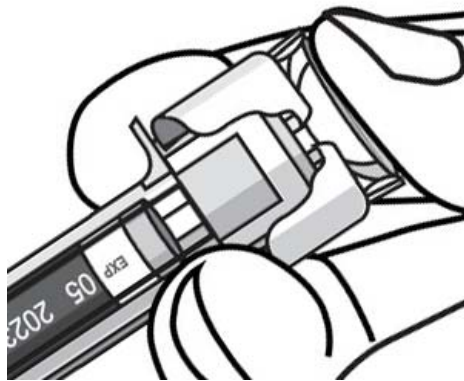
2.3 Instructions for Administration of STELARA® Prefilled Syringes Equipped with Needle Safety Guard

Refer to the diagram below for the provided instructions.

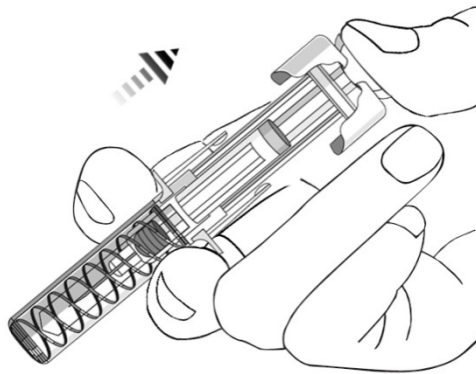
To prevent premature activation of the needle safety guard, do not touch the NEEDLE GUARD ACTIVATION CLIPS at any time during use.



- Hold the BODY and remove the NEEDLE COVER. **Do not hold the PLUNGER or PLUNGER HEAD while removing the NEEDLE COVER or the PLUNGER may move. Do not use the prefilled syringe if it is dropped without the NEEDLE COVER in place.**
- Inject STELARA® subcutaneously as recommended [*see Dosage and Administration (2.2)*].
- Inject all of the medication by pushing in the PLUNGER until the PLUNGER HEAD is completely between the needle guard wings. **Injection of the entire prefilled syringe contents is necessary to activate the needle guard.**



- After injection, maintain the pressure on the PLUNGER HEAD and remove the needle from the skin. Slowly take your thumb off the PLUNGER HEAD to allow the empty syringe to move up until the entire needle is covered by the needle guard, as shown by the illustration below:



- Used syringes should be placed in a puncture-resistant container.

3 DOSAGE FORMS AND STRENGTHS

STELARA[®] solution is colorless to slightly yellow in appearance and contains 90 mg ustekinumab per mL.

- Injection: 45 mg/0.5 mL in a single-use prefilled syringe
- Injection: 90 mg/1 mL in a single-use prefilled syringe
- Injection: 45 mg/0.5 mL in a single-use vial
- Injection: 90 mg/1 mL in a single-use vial

4 CONTRAINDICATIONS

Clinically significant hypersensitivity to ustekinumab or to any of the excipients [*see Warnings and Precautions (5.5)*].

5 WARNINGS AND PRECAUTIONS

5.1 Infections

STELARA[®] may increase the risk of infections and reactivation of latent infections. Serious bacterial, fungal, and viral infections were observed in subjects receiving STELARA[®] [*see Adverse Reactions (6.1)*].

STELARA[®] should not be given to patients with any clinically important active infection. STELARA[®] should not be administered until the infection resolves or is adequately treated. Instruct patients to seek medical advice if signs or symptoms suggestive of an infection occur. Exercise caution when considering the use of STELARA[®] in patients with a chronic infection or a history of recurrent infection.

Serious infections requiring hospitalization occurred in the psoriasis development program. These serious infections included cellulitis, diverticulitis, osteomyelitis, viral infections, gastroenteritis, pneumonia, and urinary tract infections.

5.2 Theoretical Risk for Vulnerability to Particular Infections

Individuals genetically deficient in IL-12/IL-23 are particularly vulnerable to disseminated infections from mycobacteria (including nontuberculous, environmental mycobacteria), salmonella (including nontyphi strains), and Bacillus Calmette-Guerin (BCG) vaccinations. Serious infections and fatal outcomes have been reported in such patients.

It is not known whether patients with pharmacologic blockade of IL-12/IL-23 from treatment with STELARA[®] will be susceptible to these types of infections. Appropriate diagnostic testing should be considered, e.g., tissue culture, stool culture, as dictated by clinical circumstances.

5.3 Pre-treatment Evaluation for Tuberculosis

Evaluate patients for tuberculosis infection prior to initiating treatment with STELARA[®].

Do not administer STELARA[®] to patients with active tuberculosis. Initiate treatment of latent tuberculosis prior to administering STELARA[®]. Consider anti-tuberculosis therapy prior to initiation of STELARA[®] in patients with a past history of latent or active tuberculosis in whom an adequate course of treatment cannot be confirmed. Patients receiving STELARA[®] should be monitored closely for signs and symptoms of active tuberculosis during and after treatment.

5.4 Malignancies

STELARA[®] is an immunosuppressant and may increase the risk of malignancy. Malignancies were reported among subjects who received STELARA[®] in clinical studies [*see Adverse Reactions (6.1)*]. In rodent models, inhibition of IL-12/IL-23p40 increased the risk of malignancy [*see Nonclinical Toxicology (13)*].

The safety of STELARA[®] has not been evaluated in patients who have a history of malignancy or who have a known malignancy.

There have been post marketing reports of the rapid appearance of multiple cutaneous squamous cell carcinomas in patients receiving STELARA[®] who had pre-existing risk factors for developing non-melanoma skin cancer. All patients receiving STELARA[®] should be monitored for the appearance of non-melanoma skin cancer. Patients greater than 60 years of age, those with a medical history of prolonged immunosuppressant therapy and those with a history of PUVA treatment should be followed closely [*see Adverse Reactions (6.1)*].

5.5 Hypersensitivity Reactions

Hypersensitivity reactions, including anaphylaxis and angioedema, have been reported post-marketing. If an anaphylactic or other clinically significant hypersensitivity reaction occurs, discontinue STELARA[®] and institute appropriate therapy [*see Adverse Reactions (6.3)*].

5.6 Reversible Posterior Leukoencephalopathy Syndrome

One case of reversible posterior leukoencephalopathy syndrome (RPLS) was observed during the clinical development program which included 3523 STELARA[®]-treated subjects. The subject, who had received 12 doses of STELARA[®] over approximately two years, presented with headache, seizures and confusion. No additional STELARA[®] injections were administered and the subject fully recovered with appropriate treatment.

RPLS is a neurological disorder, which is not caused by demyelination or a known infectious agent. RPLS can present with headache, seizures, confusion and visual disturbances. Conditions with which it has been associated include preeclampsia, eclampsia, acute hypertension, cytotoxic agents and immunosuppressive therapy. Fatal outcomes have been reported.

If RPLS is suspected, STELARA[®] should be discontinued and appropriate treatment administered.

5.7 Immunizations

Prior to initiating therapy with STELARA[®], patients should receive all immunizations appropriate for age as recommended by current immunization guidelines. Patients being treated with STELARA[®] should not receive live vaccines. BCG vaccines should not be given during treatment with STELARA[®] or for one year prior to initiating treatment or one year following discontinuation of treatment. Caution is advised when administering live vaccines to household contacts of patients receiving STELARA[®] because of the potential risk for shedding from the household contact and transmission to patient.

Non-live vaccinations received during a course of STELARA[®] may not elicit an immune response sufficient to prevent disease.

5.8 Concomitant Therapies

The safety of STELARA[®] in combination with other immunosuppressive agents or phototherapy has not been evaluated. Ultraviolet-induced skin cancers developed earlier and more frequently in mice genetically manipulated to be deficient in both IL-12 and IL-23 or IL-12 alone [*see Nonclinical Toxicology (13)*].

6 ADVERSE REACTIONS

The following serious adverse reactions are discussed elsewhere in the label:

- Infections [*see Warnings and Precautions (5.1)*]
- Malignancies [*see Warnings and Precautions (5.4)*]
- Reversible Posterior Leukoencephalopathy Syndrome [*see Warnings and Precautions (5.6)*]

6.1 Clinical Studies Experience

Because clinical trials are conducted under widely varying conditions, adverse reaction rates observed in the clinical trials of a drug cannot be directly compared to rates in the clinical trials of another drug and may not reflect the rates observed in practice.

The safety data reflect exposure to STELARA[®] in 3117 psoriasis subjects, including 2414 exposed for at least 6 months, 1855 exposed for at least one year, 1653 exposed for at least two years, 1569 exposed for at least three years, 1482 exposed for at least four years and 838 exposed for at least five years.

Table 1 summarizes the adverse reactions that occurred at a rate of at least 1% and at a higher rate in the STELARA[®] groups than the placebo group during the placebo-controlled period of STUDY 1 and STUDY 2 [see *Clinical Studies (14)*].

Table 1. Adverse reactions reported by ≥1% of subjects through Week 12 in STUDY 1 and STUDY 2

	STELARA [®]		
	Placebo	45 mg	90 mg
Subjects treated	665	664	666
Nasopharyngitis	51 (8%)	56 (8%)	49 (7%)
Upper respiratory tract infection	30 (5%)	36 (5%)	28 (4%)
Headache	23 (3%)	33 (5%)	32 (5%)
Fatigue	14 (2%)	18 (3%)	17 (3%)
Diarrhea	12 (2%)	13 (2%)	13 (2%)
Back pain	8 (1%)	9 (1%)	14 (2%)
Dizziness	8 (1%)	8 (1%)	14 (2%)
Pharyngolaryngeal pain	7 (1%)	9 (1%)	12 (2%)
Pruritus	9 (1%)	10 (2%)	9 (1%)
Injection site erythema	3 (<1%)	6 (1%)	13 (2%)
Myalgia	4 (1%)	7 (1%)	8 (1%)
Depression	3 (<1%)	8 (1%)	4 (1%)

Adverse reactions that occurred at rates less than 1% in the controlled period of STUDIES 1 and 2 through week 12 included: cellulitis, herpes zoster, diverticulitis and certain injection site reactions (pain, swelling, pruritus, induration, hemorrhage, bruising, and irritation).

One case of RPLS occurred during clinical trials [see *Warnings and Precautions (5.6)*].

Infections

In the placebo-controlled period of clinical studies of psoriasis subjects (average follow-up of 12.6 weeks for placebo-treated subjects and 13.4 weeks for STELARA[®]-treated subjects), 27% of STELARA[®]-treated subjects reported infections (1.39 per subject-year of follow-up) compared with 24% of placebo-treated subjects (1.21 per subject-year of follow-up). Serious infections occurred in 0.3% of STELARA[®]-treated subjects (0.01 per subject-year of follow-up)

and in 0.4% of placebo-treated subjects (0.02 per subject-year of follow-up) [see *Warnings and Precautions (5.1)*].

In the controlled and non-controlled portions of psoriasis clinical trials (median follow up of 3.2 years), representing 8998 subject-years of exposure, 72.3% of STELARA[®]-treated subjects reported infections (0.87 per subject-years of follow-up). Serious infections were reported in 2.8% of subjects (0.01 per subject-years of follow-up).

Malignancies

In the controlled and non-controlled portions of psoriasis clinical trials (median follow up of 3.2 years, representing 8998 subject-years of exposure), 1.7% of STELARA[®]-treated subjects reported malignancies excluding non-melanoma skin cancers (0.60 per hundred subject-years of follow-up). Non-melanoma skin cancer was reported in 1.5% of STELARA[®]-treated subjects (0.52 per hundred subject-years of follow-up) [see *Warnings and Precautions (5.4)*]. The most frequently observed malignancies other than non-melanoma skin cancer during the clinical trials were: prostate, melanoma, colorectal and breast. Malignancies other than non-melanoma skin cancer in STELARA[®]-treated patients during the controlled and uncontrolled portions of studies were similar in type and number to what would be expected in the general U.S. population according to the SEER database (adjusted for age, gender and race).¹

6.2 Immunogenicity

The presence of ustekinumab in the serum can interfere with the detection of anti-ustekinumab antibodies resulting in inconclusive results due to assay interference. In STUDIES 1 and 2, antibody testing was done at time points when ustekinumab may have been present in the serum. Table 2 summarizes the antibody results from STUDIES 1 and 2 through Year 5.

Table 2. Presence of anti-ustekinumab antibodies in STUDIES 1 and 2 through Year 5.

Antibody Results	STUDY 1 (N=746)	STUDY 2 (N=1202)
Positive	39 (5%)	65 (5%)
Negative	365 (49%)	431 (36%)
Inconclusive	342 (46%)	706 (59%)

The majority of patients who were positive for antibodies to ustekinumab had neutralizing antibodies.

The data above reflect the percentage of subjects whose test results were positive for antibodies to ustekinumab in a bridging immunoassay, and are highly dependent on the sensitivity and specificity of the assay. Additionally, the observed incidence of antibody positivity in an assay may be influenced by several factors, including sample handling, timing of sample collection, concomitant medications and underlying disease. For these reasons, comparison of the incidence of antibodies to ustekinumab with the incidence of antibodies to other products may be misleading.

6.3 Post-marketing Experience

Adverse reactions have been reported during post-approval use with STELARA[®]. Because these reactions are reported voluntarily from a population of uncertain size, it is not always possible to reliably estimate their frequency or establish a causal relationship to STELARA[®] exposure.

Immune system disorders: Serious hypersensitivity reactions (including anaphylaxis and angioedema), other hypersensitivity reactions (including rash and urticaria).

Skin reactions: Pustular psoriasis, erythrodermic psoriasis

7 DRUG INTERACTIONS

Drug interaction studies have not been conducted with STELARA[®].

7.1 Live Vaccines

Live vaccines should not be given concurrently with STELARA[®] [see *Warnings and Precautions (5.7)*].

7.2 Concomitant Therapies

The safety of STELARA[®] in combination with immunosuppressive agents or phototherapy has not been evaluated [see *Warnings and Precautions (5.8)*].

7.3 CYP450 Substrates

The formation of CYP450 enzymes can be altered by increased levels of certain cytokines (e.g., IL-1, IL-6, IL-10, TNF α , IFN) during chronic inflammation. Thus, STELARA[®], an antagonist of IL-12 and IL-23, could normalize the formation of CYP450 enzymes. Upon initiation of STELARA[®] in patients who are receiving concomitant CYP450 substrates, particularly those with a narrow therapeutic index, monitoring for therapeutic effect (e.g., for warfarin) or drug concentration (e.g., for cyclosporine) should be considered and the individual dose of the drug adjusted as needed [see *Clinical Pharmacology (12.3)*].

7.4 Allergen Immunotherapy

STELARA[®] has not been evaluated in patients who have undergone allergy immunotherapy. STELARA[®] may decrease the protective effect of allergen immunotherapy (decrease tolerance) which may increase the risk of an allergic reaction to a dose of allergen immunotherapy. Therefore, caution should be exercised in patients receiving or who have received allergen immunotherapy, particularly for anaphylaxis.

8 USE IN SPECIFIC POPULATIONS

8.1 Pregnancy

Pregnancy Category B

There are no studies of STELARA[®] in pregnant women. STELARA[®] should be used during pregnancy only if the potential benefit justifies the potential risk to the fetus. No teratogenic

effects were observed in the developmental and reproductive toxicology studies performed in cynomolgus monkeys at doses up to 45 mg/kg ustekinumab, which is 45 times (based on mg/kg) the highest intended clinical dose in psoriasis patients (approximately 1 mg/kg based on administration of a 90 mg dose to a 90 kg psoriasis patient).

Ustekinumab was tested in two embryo-fetal development toxicity studies. Pregnant cynomolgus monkeys were administered ustekinumab at doses up to 45 mg/kg during the period of organogenesis either twice weekly via subcutaneous injections or weekly by intravenous injections. No significant adverse developmental effects were noted in either study.

In an embryo-fetal development and pre- and post-natal development toxicity study, three groups of 20 pregnant cynomolgus monkeys were administered subcutaneous doses of 0, 22.5, or 45 mg/kg ustekinumab twice weekly from the beginning of organogenesis in cynomolgus monkeys to Day 33 after delivery. There were no treatment-related effects on mortality, clinical signs, body weight, food consumption, hematology, or serum biochemistry in dams. Fetal losses occurred in six control monkeys, six 22.5 mg/kg-treated monkeys, and five 45 mg/kg-treated monkeys. Neonatal deaths occurred in one 22.5 mg/kg-treated monkey and in one 45 mg/kg-treated monkey. No ustekinumab-related abnormalities were observed in the neonates from birth through six months of age in clinical signs, body weight, hematology, or serum biochemistry. There were no treatment-related effects on functional development until weaning, functional development after weaning, morphological development, immunological development, and gross and histopathological examinations of offsprings by the age of 6 months.

8.3 Nursing Mothers

Caution should be exercised when STELARA[®] is administered to a nursing woman. The unknown risks to the infant from gastrointestinal or systemic exposure to ustekinumab should be weighed against the known benefits of breast-feeding. Ustekinumab is excreted in the milk of lactating monkeys administered ustekinumab. IgG is excreted in human milk, so it is expected that STELARA[®] will be present in human milk. It is not known if ustekinumab is absorbed systemically after ingestion; however, published data suggest that antibodies in breast milk do not enter the neonatal and infant circulation in substantial amounts.

8.4 Pediatric Use

Safety and effectiveness of STELARA[®] in pediatric patients have not been evaluated.

8.5 Geriatric Use

Of the 3117 psoriasis subjects exposed to STELARA[®], a total of 183 were 65 years or older, and 21 subjects were 75 years or older. Although no differences in safety or efficacy were observed between older and younger subjects, the number of subjects aged 65 and over is not sufficient to determine whether they respond differently from younger subjects.

10 OVERDOSAGE

Single doses up to 4.5 mg/kg intravenously have been administered in clinical studies without dose-limiting toxicity. In case of overdose, it is recommended that the patient be monitored for any signs or symptoms of adverse reactions or effects and appropriate symptomatic treatment be instituted immediately.

11 DESCRIPTION

STELARA[®] is a human IgG1κ monoclonal antibody against the p40 subunit of the IL-12 and IL-23 cytokines. Using DNA recombinant technology, STELARA[®] is produced in a well characterized recombinant cell line and is purified using standard bio-processing technology. The manufacturing process contains steps for the clearance of viruses. STELARA[®] is comprised of 1326 amino acids and has an estimated molecular mass that ranges from 148,079 to 149,690 Daltons.

STELARA[®], for subcutaneous use, is available as: 45 mg of ustekinumab in 0.5 mL and 90 mg of ustekinumab in 1 mL. STELARA[®] is supplied as a sterile solution in a single-use prefilled syringe with a 27 gauge fixed ½ inch needle, or a single-use 2 mL Type I glass vial with a coated stopper. The syringe is fitted with a passive needle guard and a needle cover that is manufactured using a dry natural rubber (a derivative of latex).

Each 45 mg ustekinumab prefilled syringe also contains: L-histidine and L-histidine monohydrochloride monohydrate (0.5 mg), Polysorbate 80 (0.02 mg), and sucrose (38 mg) to fill to a final volume of 0.5 mL.

Each 90 mg ustekinumab prefilled syringe also contains: L-histidine and L-histidine monohydrochloride monohydrate (1 mg), Polysorbate 80 (0.04 mg), and sucrose (76 mg) to fill to a final volume of 1 mL.

Each 45 mg ustekinumab vial also contains: L-histidine and L-histidine monohydrochloride monohydrate (0.5 mg), Polysorbate 80 (0.02 mg), and sucrose (38 mg) to fill to a final volume of 0.5 mL.

Each 90 mg ustekinumab vial also contains: L-histidine and L-histidine monohydrochloride monohydrate (1 mg), Polysorbate 80 (0.04 mg), and sucrose (76 mg) to fill to a final volume of 1 mL.

The STELARA[®] solution is colorless to slightly yellow in appearance and has a pH of 5.7-6.3. STELARA[®] does not contain preservatives.

12 CLINICAL PHARMACOLOGY

12.1 Mechanism of Action

Ustekinumab is a human IgG1κ monoclonal antibody that binds with high affinity and specificity to the p40 protein subunit used by both the interleukin (IL)-12 and IL-23 cytokines. IL-12 and

IL-23 are naturally occurring cytokines that are involved in inflammatory and immune responses, such as natural killer cell activation and CD4+ T-cell differentiation and activation. In *in vitro* models, ustekinumab was shown to disrupt IL-12 and IL-23 mediated signaling and cytokine cascades by disrupting the interaction of these cytokines with a shared cell-surface receptor chain, IL-12 β 1.

12.2 Pharmacodynamics

In a small exploratory study, a decrease was observed in the expression of mRNA of its molecular targets IL-12 and IL-23 in lesional skin biopsies measured at baseline and up to two weeks post-treatment in psoriatic subjects.

12.3 Pharmacokinetics

Absorption

In psoriasis subjects, the median time to reach the maximum serum concentration (T_{max}) was 13.5 days and 7 days, respectively, after a single subcutaneous administration of 45 mg (N=22) and 90 mg (N=24) of ustekinumab. In healthy subjects (N=30), the median T_{max} value (8.5 days) following a single subcutaneous administration of 90 mg of ustekinumab was comparable to that observed in psoriasis subjects. Following multiple subcutaneous doses of STELARA[®], the steady-state serum concentrations of ustekinumab were achieved by Week 28. The mean (\pm SD) steady-state trough serum concentration ranged from 0.31 ± 0.33 mcg/mL (45 mg) to 0.64 ± 0.64 mcg/mL (90 mg). There was no apparent accumulation in serum ustekinumab concentration over time when given subcutaneously every 12 weeks.

Distribution

Following subcutaneous administration of 45 mg (N=18) and 90 mg (N=21) of ustekinumab to psoriasis subjects, the mean (\pm SD) apparent volume of distribution during the terminal phase (V_z/F) was 161 ± 65 mL/kg and 179 ± 85 mL/kg, respectively. The mean (\pm SD) volume of distribution during the terminal phase (V_z) following a single intravenous administration to subjects with psoriasis ranged from 56.1 ± 6.5 to 82.1 ± 23.6 mL/kg.

Metabolism

The metabolic pathway of ustekinumab has not been characterized. As a human IgG1 κ monoclonal antibody ustekinumab is expected to be degraded into small peptides and amino acids via catabolic pathways in the same manner as endogenous IgG.

Elimination

The mean (\pm SD) systemic clearance (CL) following a single intravenous administration of ustekinumab to psoriasis subjects ranged from 1.90 ± 0.28 to 2.22 ± 0.63 mL/day/kg. The mean (\pm SD) half-life ranged from 14.9 ± 4.6 to 45.6 ± 80.2 days across all psoriasis studies following intravenous and subcutaneous administration.

Weight

When given the same dose, subjects weighing >100 kg had lower median serum ustekinumab concentrations compared with those subjects weighing ≤100 kg. The median trough serum concentrations of ustekinumab in subjects of higher weight (>100 kg) in the 90 mg group were comparable to those in subjects of lower weight (≤100 kg) in the 45 mg group.

Hepatic and Renal Impairment

No pharmacokinetic data are available in patients with hepatic or renal impairment.

Elderly

A population pharmacokinetic analysis (N=106/1937 subjects greater than or equal to 65 years old) was performed to evaluate the effect of age on the pharmacokinetics of ustekinumab. There were no apparent changes in pharmacokinetic parameters (clearance and volume of distribution) in subjects older than 65 years old.

Drug-Drug Interactions

The effects of IL-12 or IL-23 on the regulation of CYP450 enzymes were evaluated in an *in vitro* study using human hepatocytes, which showed that IL-12 and/or IL-23 at levels of 10 ng/mL did not alter human CYP450 enzyme activities (CYP1A2, 2B6, 2C9, 2C19, 2D6, or 3A4). However, the clinical relevance of *in vitro* data has not been established [see *Drug Interactions* (7.3)].

13 NONCLINICAL TOXICOLOGY

13.1 Carcinogenesis, Mutagenesis, Impairment of Fertility

Animal studies have not been conducted to evaluate the carcinogenic or mutagenic potential of STELARA[®]. Published literature showed that administration of murine IL-12 caused an anti-tumor effect in mice that contained transplanted tumors and IL-12/IL-23p40 knockout mice or mice treated with anti-IL-12/IL-23p40 antibody had decreased host defense to tumors. Mice genetically manipulated to be deficient in both IL-12 and IL-23 or IL-12 alone developed UV-induced skin cancers earlier and more frequently compared to wild-type mice. The relevance of these experimental findings in mouse models for malignancy risk in humans is unknown.

A male fertility study was conducted with only 6 male monkeys per group administered subcutaneous doses of 0, 22.5, or 45 mg/kg ustekinumab twice weekly prior to mating and during the mating period for 13 weeks, followed by a 13-week treatment-free period. Although fertility and pregnancy outcomes were not evaluated in mated females, there were no treatment-related effects on parental toxicity or male fertility parameters.

A female fertility study was conducted in mice using an analogous IL-12/IL-23p40 antibody by subcutaneous administration at doses up to 50 mg/kg, twice weekly, beginning 15 days before cohabitation and continuing through GD 7. There were no treatment-related effects on maternal toxicity or female fertility parameters.

13.2 Animal Toxicology and/or Pharmacology

In a 26-week toxicology study, one out of 10 monkeys subcutaneously administered 45 mg/kg ustekinumab twice weekly for 26 weeks had a bacterial infection.

14 CLINICAL STUDIES

Two multicenter, randomized, double-blind, placebo-controlled studies (STUDY 1 and STUDY 2) enrolled a total of 1996 subjects 18 years of age and older with plaque psoriasis who had a minimum body surface area involvement of 10%, and Psoriasis Area and Severity Index (PASI) score ≥ 12 , and who were candidates for phototherapy or systemic therapy. Subjects with guttate, erythrodermic, or pustular psoriasis were excluded from the studies.

STUDY 1 enrolled 766 subjects and STUDY 2 enrolled 1230 subjects. The studies had the same design through Week 28. In both studies, subjects were randomized in equal proportion to placebo, 45 mg or 90 mg of STELARA[®]. Subjects randomized to STELARA[®] received 45 mg or 90 mg doses, regardless of weight, at Weeks 0, 4, and 16. Subjects randomized to receive placebo at Weeks 0 and 4 crossed over to receive STELARA[®] (either 45 mg or 90 mg) at Weeks 12 and 16.

In both studies, the endpoints were the proportion of subjects who achieved at least a 75% reduction in PASI score (PASI 75) from baseline to Week 12 and treatment success (cleared or minimal) on the Physician's Global Assessment (PGA). The PGA is a 6-category scale ranging from 0 (cleared) to 5 (severe) that indicates the physician's overall assessment of psoriasis focusing on plaque thickness/induration, erythema, and scaling.

In both studies, subjects in all treatment groups had a median baseline PASI score ranging from approximately 17 to 18. Baseline PGA score was marked or severe in 44% of subjects in STUDY 1 and 40% of subjects in STUDY 2. Approximately two-thirds of all subjects had received prior phototherapy, 69% had received either prior conventional systemic or biologic therapy for the treatment of psoriasis, with 56% receiving prior conventional systemic therapy and 43% receiving prior biologic therapy. A total of 28% of study subjects had a history of psoriatic arthritis.

Clinical Response

The results of STUDY 1 and STUDY 2 are presented in Table 3 below.

Table 3. Clinical Outcomes STUDY 1 and STUDY 2

<u>Week 12</u>	<u>STUDY 1</u>			<u>STUDY 2</u>		
		STELARA [®]			STELARA [®]	
	<u>Placebo</u>	<u>45 mg</u>	<u>90 mg</u>	<u>Placebo</u>	<u>45 mg</u>	<u>90 mg</u>
Subjects randomized	255	255	256	410	409	411
PASI 75 response	8 (3%)	171 (67%)	170 (66%)	15 (4%)	273 (67%)	311 (76%)

Table 3. Clinical Outcomes STUDY 1 and STUDY 2

PGA of Cleared or Minimal	10 (4%)	151 (59%)	156 (61%)	18 (4%)	277 (68%)	300 (73%)
---------------------------	---------	-----------	-----------	---------	-----------	-----------

Examination of age, gender, and race subgroups did not identify differences in response to STELARA[®] among these subgroups.

In subjects who weighed <100 kg, response rates were similar with both the 45 mg and 90 mg doses; however, in subjects who weighed >100 kg, higher response rates were seen with 90 mg dosing compared with 45 mg dosing (Table 4 below).

Table 4. Clinical Outcomes by Weight STUDY 1 and STUDY 2

	<u>STUDY 1</u>			<u>STUDY 2</u>		
	<u>Placebo</u>	<u>STELARA[®]</u>		<u>Placebo</u>	<u>STELARA[®]</u>	
		<u>45 mg</u>	<u>90 mg</u>		<u>45 mg</u>	<u>90 mg</u>
Subjects randomized	255	255	256	410	409	411
PASI 75 response at Week 12*						
≤ 100 kg	4%	74%	65%	4%	73%	78%
	6/166	124/168	107/164	12/290	218/297	225/289
>100 kg	2%	54%	68%	3%	49%	71%
	2/89	47/87	63/92	3/120	55/112	86/121
PGA of Cleared or Minimal at Week 12*						
≤ 100 kg	4%	64%	63%	5%	74%	75%
	7/166	108/168	103/164	14/290	220/297	216/289
>100 kg	3%	49%	58%	3%	51%	69%
	3/89	43/87	53/92	4/120	57/112	84/121

*Patients were dosed with study medication at Weeks 0 and 4.

Subjects in STUDY 1 who were PASI 75 responders at both Weeks 28 and 40 were re-randomized at Week 40 to either continued dosing of STELARA[®] (STELARA[®] at Week 40) or to withdrawal of therapy (placebo at Week 40). At Week 52, 89% (144/162) of subjects re-randomized to STELARA[®] treatment were PASI 75 responders compared with 63% (100/159) of subjects re-randomized to placebo (treatment withdrawal after Week 28 dose). The median time to loss of PASI 75 response among the subjects randomized to treatment withdrawal was 16 weeks.

15 REFERENCES

¹Surveillance, Epidemiology, and End Results (SEER) Program (www.seer.cancer.gov) SEER*Stat Database: Incidence - SEER 6.6.2 Regs Research Data, Nov 2009 Sub (1973-2007) - Linked To County Attributes - Total U.S., 1969-2007 Counties, National Cancer Institute,

DCCPS, Surveillance Research Program, Surveillance Systems Branch, released April 2010, based on the November 2009 submission.

16 HOW SUPPLIED/STORAGE AND HANDLING

STELARA[®] does not contain preservatives. STELARA[®] is available in single-use prefilled syringes or single-use vials containing 45 mg or 90 mg of ustekinumab. Each prefilled syringe is equipped with a needle safety guard.

The NDC number for the 45 mg prefilled syringe is 57894-060-03.

The NDC number for the 90 mg prefilled syringe is 57894-061-03.

The NDC number for the 45 mg vial is 57894-060-02.

The NDC number for the 90 mg vial is 57894-061-02.

Storage and Stability

STELARA[®] vials and prefilled syringes must be refrigerated at 2°C to 8°C (36°F to 46°F). Store STELARA[®] vials upright. Keep the product in the original carton to protect from light until the time of use. Do not freeze. Do not shake. STELARA[®] does not contain a preservative; discard any unused portion.

17 PATIENT COUNSELING INFORMATION

See FDA-approved patient labeling (Medication Guide and Instructions for Use)

Instruct patients to read the Medication Guide before starting STELARA[®] therapy and to reread the Medication Guide each time the prescription is renewed.

Infections

Inform patients that STELARA[®] may lower the ability of their immune system to fight infections. Instruct patients of the importance of communicating any history of infections to the doctor, and contacting their doctor if they develop any symptoms of infection.

Malignancies

Patients should be counseled about the risk of malignancies while receiving STELARA[®].

Allergic Reactions

Advise patients to seek immediate medical attention if they experience any symptoms of serious allergic reactions.

17.1 Instruction on Injection Technique

The first self-injection should be performed under the supervision of a qualified healthcare professional. If a patient or caregiver is to administer STELARA[®], he/she should be instructed in injection techniques and their ability to inject subcutaneously should be assessed to ensure the proper administration of STELARA[®] [see Medication Guide and Instructions for Use].

Patients should be instructed to inject the full amount of STELARA[®] according to the directions provided in the Medication Guide and Instructions for Use. The needle cover on the prefilled syringe contains dry natural rubber (a derivative of latex), which may cause allergic reactions in individuals sensitive to latex.

Needles and syringes should be disposed of in a puncture-resistant container. Patients or caregivers should be instructed in the technique of proper syringe and needle disposal, and be advised not to reuse these items.

Prefilled Syringe Manufactured by: Janssen Biotech, Inc., Horsham, PA 19044, US License No. 1864 at Baxter Pharmaceutical Solutions, Bloomington, IN 47403 and at Cilag AG, Schaffhausen, Switzerland

Vial Manufactured by: Janssen Biotech, Inc., Horsham, PA 19044, US License No. 1864 at Cilag AG, Schaffhausen, Switzerland

© Janssen Biotech, Inc. 2012

MEDICATION GUIDE
STELARA[®] (stel ar' a)
(ustekinumab)
Injection

What is the most important information I should know about STELARA[®]?

STELARA[®] is a medicine that affects your immune system. STELARA[®] can increase your risk of having serious side effects, including:

Serious infections: STELARA[®] may lower the ability of your immune system to fight infections and may increase your risk of infections. Some people have serious infections while taking STELARA[®], including tuberculosis (TB), and infections caused by bacteria, fungi, or viruses. Some people have to be hospitalized for treatment of their infection.

- Your doctor should check you for TB before starting STELARA[®].
- If your doctor feels that you are at risk for TB, you may be treated with medicine for TB before you begin treatment with STELARA[®] and during treatment with STELARA[®].
- Your doctor should watch you closely for signs and symptoms of TB during treatment with STELARA[®].

You should not start taking STELARA[®] if you have any kind of infection unless your doctor says it is okay.

Before starting STELARA[®], tell your doctor if you think you have an infection or have symptoms of an infection such as:

- fever, sweats, or chills
- muscle aches
- cough
- shortness of breath
- blood in your phlegm
- weight loss
- warm, red, or painful skin or sores on your body
- diarrhea or stomach pain
- burning when you urinate or urinate more often than normal
- feel very tired
- are being treated for an infection
- get a lot of infections or have infections that keep coming back
- have TB, or have been in close contact with someone who has TB.

After starting STELARA[®], call your doctor right away if you have any symptoms of an infection (see above).

STELARA[®] can make you more likely to get infections or make an infection that you have worse.

People who have a genetic problem where the body does not make any of the proteins interleukin 12 (IL-12) and interleukin 23 (IL-23) are at a higher risk for certain serious infections. These infections can spread throughout the body and cause death. It is not known if people who take STELARA[®] will get any of these infections, because of the effects of STELARA[®] on these proteins in your body.

Cancers:

STELARA[®] may decrease the activity of your immune system and increase your risk for certain types of cancers. Tell your doctor if you have ever had any type of cancer. Some people who are receiving STELARA[®] and have risk factors for skin cancer have developed certain types of skin cancers. During your treatment with STELARA[®], tell your doctor if you develop any new skin growths.

Reversible Posterior Leukoencephalopathy Syndrome (RPLS):

RPLS is a rare condition that affects the brain and can cause death. The cause of RPLS is not known. If RPLS is found early and treated, most people recover. Tell your doctor right away if you have any new or worsening medical problems including:

- headache
- seizures
- confusion
- vision problems

What is STELARA[®]?

STELARA[®] is a prescription medicine used to treat adults 18 years and older with moderate or severe psoriasis that involves large areas or many areas of their body, who may benefit from taking injections or pills (systemic therapy) or phototherapy (treatment using ultraviolet light alone or with pills).

STELARA[®] may improve your psoriasis but may also lower the ability of your immune system to fight infections. This may also increase your risk for certain types of cancer.

It is not known if STELARA[®] is safe and effective in children.

Who should not take STELARA[®]?

Do not take STELARA[®] if you are allergic to ustekinumab or any of the ingredients in STELARA[®]. See the end of this Medication Guide for a complete list of ingredients in STELARA[®].

What should I tell my doctor before receiving STELARA[®]?

Before you receive STELARA[®], tell your doctor if you:

- have any of the conditions or symptoms listed in the section **“What is the most important information I should know about STELARA[®]?”**
- ever had an allergic reaction to STELARA[®]. Ask your doctor if you are not sure.
- are allergic to latex. The needle cover on the prefilled syringe contains latex.
- have recently received or are scheduled to receive an immunization (vaccine). People who take STELARA[®] should not receive live vaccines. Tell your doctor if anyone in your house needs a vaccine. The viruses used in some types of vaccines can spread to people with a weakened immune system, and can cause serious problems. **You should not receive the BCG vaccine during the one year before taking STELARA[®] or one year after you stop taking STELARA[®].**
- have any new or changing lesions within psoriasis areas or on normal skin.
- are receiving or have received allergy shots, especially for serious allergic reactions. Allergy shots may not work as well for you during treatment with

STELARA[®]. STELARA[®] may also increase your risk of having an allergic reaction to an allergy shot.

- receive or have received phototherapy for your psoriasis.
- have any other medical conditions.
- are pregnant or planning to become pregnant. It is not known if STELARA[®] will harm your unborn baby. You and your doctor should decide if you will take STELARA[®].
- are breast-feeding or plan to breast-feed. It is thought that STELARA[®] passes into your breast milk. You should not breast-feed while taking STELARA[®] without first talking with your doctor.

Tell your doctor about all the medicines you take, including prescription and over-the-counter medicines, vitamins, and herbal supplements.

Know the medicines you take. Keep a list of them to show your doctor and pharmacist when you get a new medicine.

How should I use STELARA[®]?

- Use STELARA[®] exactly as prescribed by your doctor.
- If your doctor decides that you or a caregiver may give your injections of STELARA[®] at home, you should receive training on the right way to prepare and inject STELARA[®]. Do not try to inject STELARA[®] yourself until you or your caregiver have been shown how to inject STELARA[®] by your doctor or nurse.
- STELARA[®] is given by injection under the skin (subcutaneous injection), in your upper arms, buttocks, upper legs (thighs) or stomach area (abdomen).
- Do not give an injection in an area of the skin that is tender, bruised, red or hard.
- Use a different injection site each time you use STELARA[®].
- If you inject more STELARA[®] than prescribed, call your doctor right away.
- Be sure to keep all of your scheduled follow-up appointments.
- **Read the detailed Instructions for Use at the end of this Medication Guide for instructions about how to prepare and inject a dose of STELARA[®], and how to properly throw away (dispose of) used needles and syringes.**

What should I avoid while using STELARA[®]?

You should not receive a live vaccine while taking STELARA[®]. See **“What should I tell my doctor before receiving STELARA[®]?”**

What are the possible side effects of STELARA[®]?

STELARA[®] may cause serious side effects, including:

- See **“What is the most important information I should know about STELARA[®]?”**
- **Serious allergic reactions.** Serious allergic reactions can occur with STELARA[®]. Get medical help right away if you have any of the following symptoms of a serious allergic reaction:
 - feeling faint
 - swelling of your face, eyelids, tongue, or throat
 - trouble breathing, throat tightness

- chest tightness
- skin rash

Common side effects of STELARA® include:

- upper respiratory infections
- headache
- tiredness

These are not all of the possible side effects of STELARA®. Tell your doctor about any side effect that bothers you or that does not go away. For more information, ask your doctor or pharmacist.

Call your doctor for medical advice about side effects. You may report side effects to FDA at 1-800-FDA-1088.

You may also report side effects to Janssen Biotech, Inc. at 1-800-JANSSEN (1-800-526-7736).

How do I store STELARA®?

- Store STELARA® in a refrigerator, between 36°F to 46°F (2°C to 8°C) in the original carton until it is used.
- Store STELARA® vials upright.
- Protect from light.
- Do not freeze STELARA®.
- Do not shake STELARA®.
- Throw away (dispose of) any unused STELARA.

Keep STELARA® and all medicines out of the reach of children.

General information about STELARA®

Medicines are sometimes prescribed for purposes other than those listed in a Medication Guide. Do not use STELARA® for a condition for which it was not prescribed. Do not give STELARA® to other people, even if they have the same symptoms that you have. It may harm them.

If you would like more information, talk with your doctor. You can ask your doctor or pharmacist for information about STELARA® that was written for health professionals.

What are the ingredients in STELARA®?

Active ingredient: ustekinumab

Inactive ingredients: L-histidine, L-histidine monohydrochloride monohydrate, polysorbate 80, and sucrose.

This Medication Guide has been approved by the U.S. Food and Drug Administration.

Prefilled Syringe Manufactured by: Janssen Biotech, Inc., Horsham, PA 19044, US License No. 1864 at Baxter Pharmaceutical Solutions, Bloomington, IN 47403 and at Cilag AG, Schaffhausen, Switzerland

This label may not be the latest approved by FDA.
For current labeling information, please visit <https://www.fda.gov/drugsatfda>

Vial Manufactured by: Janssen Biotech, Inc., Horsham, PA 19044, US License No. 1864 at Cilag AG, Schaffhausen, Switzerland

Revised 05/2013

© Janssen Biotech, Inc. 2012

INSTRUCTIONS FOR USE
STELARA[®] (stel ar' a)
(ustekinumab)
injection

Instructions for injecting STELARA[®] from a vial.

Read this Instructions for Use before you start using STELARA[®]. Your doctor or nurse should show you how to prepare, measure your dose, and give your injection of STELARA[®] the right way.

If you cannot give yourself the injection:

- ask your doctor or nurse to help you, or
- ask someone who has been trained by a doctor or nurse to give your injections.

Do not try to inject STELARA[®] yourself until you have been shown how to inject STELARA[®] by your doctor, nurse or health professional.

Important information:

- Before you start, check the carton to make sure that it is the right dose. You will have either 45 mg or 90 mg as prescribed by your doctor.
 - If your dose is 45 mg you will receive one 45 mg vial.
 - If your dose is 90 mg, you will receive either one 90 mg vial or two 45 mg vials. **If you receive two 45 mg vials for a 90 mg dose, you will need to give yourself two injections, one right after the other.**
- Check the expiration date on the vial and carton. If the expiration date has passed, do not use it. If the expiration date has passed, call your doctor or pharmacist, or call 1-800-JANSSEN (1-800-526-7736) for help.
- Check the vial for any particles or discoloration. Your vial should look clear and colorless to light yellow with few white particles.
- Do not use if it is frozen, discolored, cloudy or has large particles. Get a new vial.
- **Do not shake the vial at any time.** Shaking your vial may damage your STELARA[®] medicine. If your vial has been shaken, do not use it. Get a new vial.
- Do not use a STELARA[®] vial more than one time, even if there is medicine left in the vial. Throw away any unused STELARA[®] after you give your injection.
- Safely throw away (dispose of) STELARA[®] vials after use.
- Do not re-use syringes or needles. See **"Step 6: Dispose of needles and syringes."**
- To avoid needle-stick injuries, **do not** recap needles.

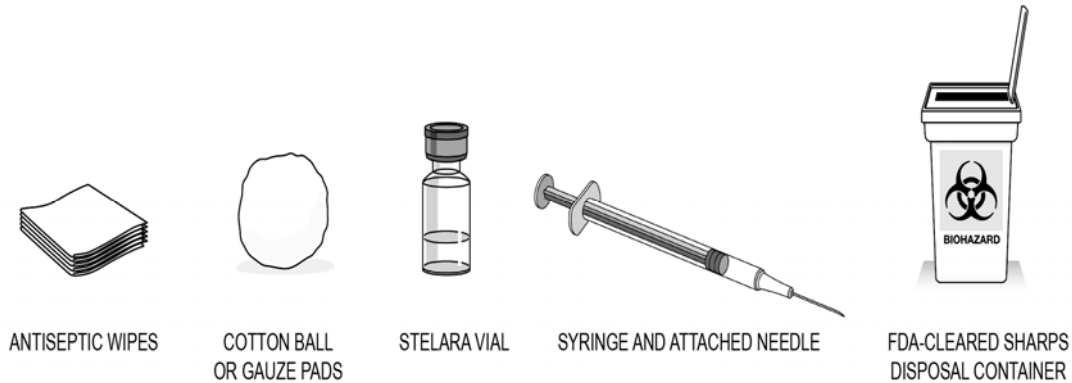
Gather the supplies you will need to prepare STELARA[®] and to give your injection. (See Figure A)

You will need:

- a syringe with the needle attached, provided by your pharmacy
- antiseptic wipes
- cotton balls or gauze pads
- your prescribed dose of STELARA[®]

- FDA-cleared sharps disposal container. See “**Step 6: Dispose of needles and syringes.**”

Figure A



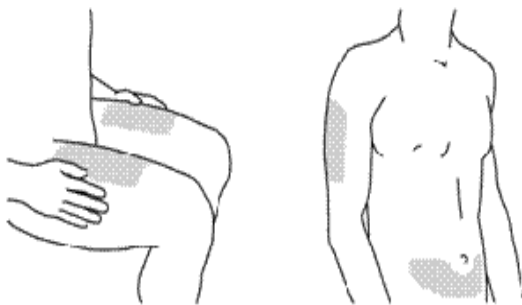
Step 1: Prepare the injection.

- Choose a well lit, clean, flat work surface.
- Wash your hands well with soap and warm water.

Step 2: Prepare your injection site

- Choose an injection site around your stomach area (abdomen), buttocks, and upper legs (thighs).
If a caregiver is giving you the injection, the outer area of the upper arms may also be used. **(See Figure B)**
- Do not give an injection in an area of the skin that is tender, bruised, red or hard.
- Clean the skin with an antiseptic wipe where you plan to give your injection.
- **Do not** touch this area again before giving the injection. Let your skin dry before injecting.
- **Do not** fan or blow on the clean area.

Figure B



*Areas in gray are recommended injection sites.

Step 3: Prepare the vial.

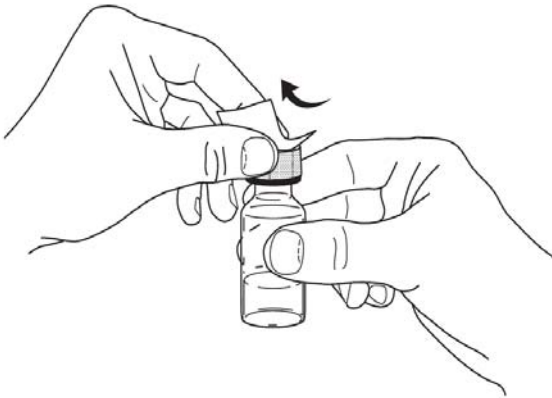
- Remove the cap from the top of the vial. Throw away the cap but do not remove the rubber stopper. **(See Figure C)**

Figure C



- Clean the rubber stopper with an antiseptic swab. **(See Figure D)**

Figure D

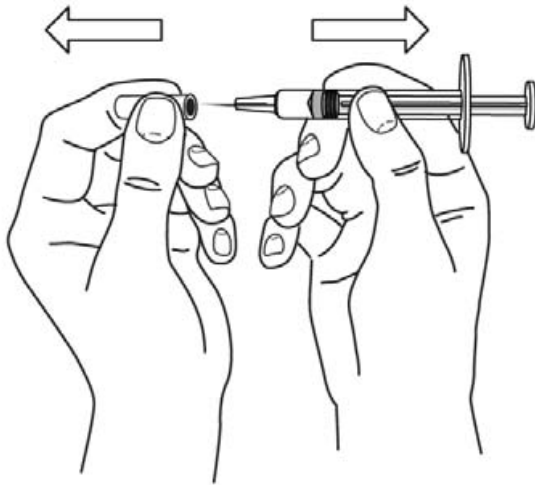


- Do not touch the rubber stopper after you clean it.
- Put the vial on a flat surface.

Step4: Prepare the needle

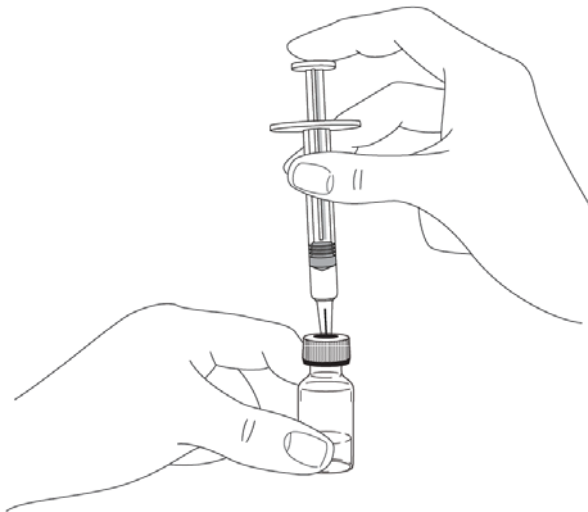
- Pick up the syringe with the needle attached.
- Remove the cap that covers the needle. **(See Figure E)**
- Throw the needle cap away. Do not touch the needle or allow the needle to touch anything.

Figure E



- Carefully pull back on the plunger to the line that matches the dose prescribed by your doctor.
- Hold the vial between your thumb and index (pointer) finger.
- Use your other hand to push the syringe needle through the center of the rubber stopper. **(See Figure F)**

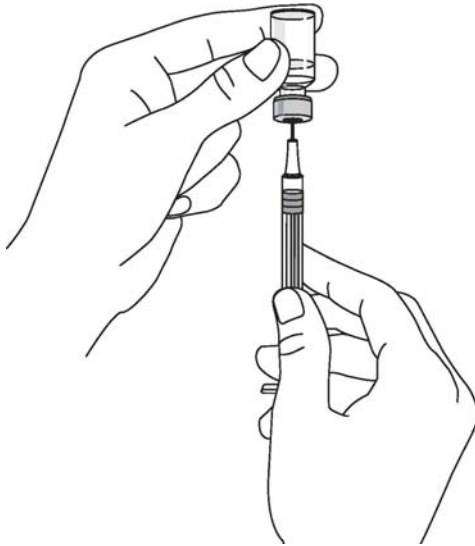
Figure F



- Push down on the plunger until all of the air has gone from the syringe into the vial.
- Turn the vial and the syringe upside down. **(See Figure G)**
- Hold the STELARA[®] vial with one hand.
- It is important that the needle is always in the liquid in order to prevent air bubbles forming in the syringe.
- Pull back on the syringe plunger with your other hand.

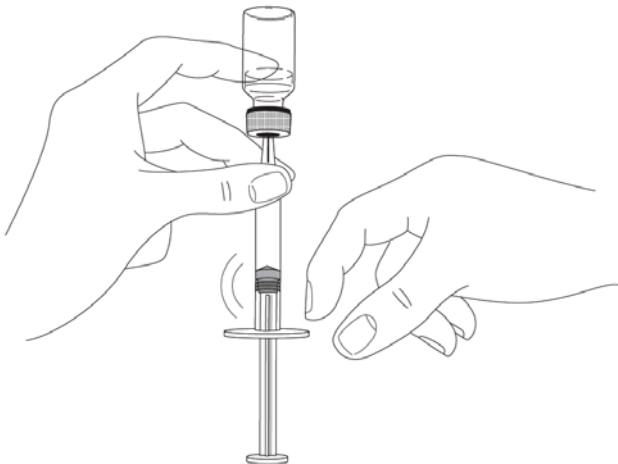
- Fill the syringe until the black tip of the plunger lines up with the mark that matches your prescribed dose.

Figure G



- **Do not remove the needle from the vial.** Hold the syringe with the needle pointing up to see if it has any air bubbles inside.
- If there are air bubbles, gently tap the side of the syringe until the air bubbles rise to the top. **(See Figure H)**
- Slowly press the plunger up until all of the air bubbles are out of the syringe (but none of the liquid is out).
- Remove the syringe from the vial. Do not lay the syringe down or allow the needle to touch anything.

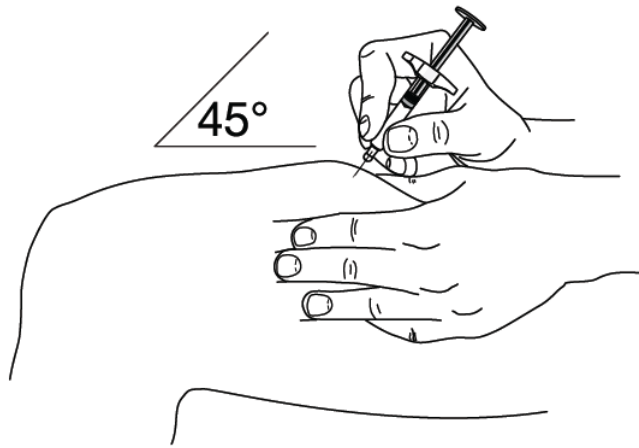
Figure H



Step 5: Inject STELARA®

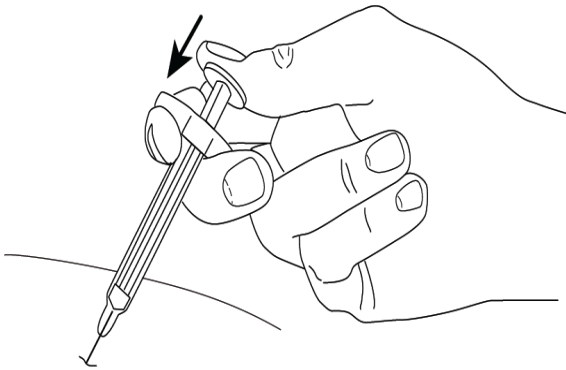
- Hold the barrel of the syringe in one hand, between the thumb and index fingers.
- **Do not** pull back on the plunger at any time.
- Use the other hand to gently pinch the cleaned area of skin. Hold firmly.
- Use a quick, dart-like motion to insert the needle into the pinched skin at about a 45-degree angle. **(See Figure I)**

Figure I



- Push the plunger with your thumb as far as it will go to inject all of the liquid. Push it slowly and evenly, keeping the skin gently pinched.
- When the syringe is empty, pull the needle out of your skin and let go of the skin. **(See Figure J)**

Figure J



- When the needle is pulled out of your skin, there may be a little bleeding at the injection site. This is normal. You can press a cotton ball or gauze pad to the injection site if needed. Do not rub the injection site. You may cover the injection site with a small adhesive bandage, if necessary.

If your dose is 90 mg, and you received two 45 mg vials you will need to give a second injection right after the first. Repeat Steps 1-5 using a new syringe.
Choose a different site for the second injection.

Step 6: Dispose of the needles and syringes.

- **Do not** re-use a syringe or needle.
- To avoid needle-stick injuries, do not recap a needle.
- Put your needles and syringes in a FDA-cleared sharps disposal container right away after use. **Do not throw away (dispose of) loose needles and syringes in your household trash.**
- If you do not have a FDA-cleared sharps disposal container, you may use a household container that is:
 - made of heavy-duty plastic
 - can be closed with a tight-fitting, puncture-resistant lid, without sharps being able to come out
 - upright and stable during use
 - leak-resistant,
 - and properly labeled to warn of hazardous waste inside the container.
- When your sharps disposal container is almost full, you will need to follow your community guidelines for the right way to dispose of your sharps disposal container. There may be local or state laws about how to throw away syringes and needles. For more information about safe sharps disposal, and for specific information about sharps disposal in the state that you live in, go to the FDA's website at: <http://www.fda.gov/safesharpsdisposal>.
- Do not dispose of your sharps disposal container in your household trash unless your community guidelines permit this. Do not recycle your sharps disposal container.
- Throw away the vial into the container where you put the syringes and needles.
- If you have any questions, talk to your doctor or pharmacist.

Keep STELARA[®] and all medicines out of the reach of children.

Vial Manufactured by: Janssen Biotech, Inc., Horsham, PA 19044, US License No. 1864
at Cilag AG, Schaffhausen, Switzerland

Issued 05/2013

© Janssen Biotech, Inc. 2012

INSTRUCTIONS FOR USE
STELARA[®] (stel ar' a)
(ustekinumab)
injection

Instructions for injecting STELARA[®] using a prefilled syringe.

Read this Instructions for Use before you start using STELARA[®]. Your doctor or nurse should show you how to prepare and give your injection of STELARA[®] the right way.

If you cannot give yourself the injection:

- ask your doctor or nurse to help you, or
- ask someone who has been trained by a doctor or nurse to give your injections.

Do not try to inject STELARA[®] yourself until you have been shown how to inject STELARA[®] by your doctor, nurse or health professional.

Important information:

- Before you start, check the carton to make sure that it is the right dose. You will have either 45mg or 90 mg as prescribed by your doctor.
 - If your dose is 45 mg, you will receive one 45 mg prefilled syringe.
 - If your dose is 90 mg, you will receive either one 90 mg prefilled syringe or two 45 mg prefilled syringes. **If you receive two 45 mg prefilled syringes for a 90 mg dose, you will need to give yourself two injections, one right after the other.**
- Check the expiration date on the pre-filled syringe and carton. If the expiration date has passed, do not use it. If the expiration date has passed call your doctor or pharmacist, or call 1-800-JANSSEN (1-800-526-7736) for help.
- Make sure the syringe is not damaged.
- Check your prefilled syringe for any particles or discoloration. Your prefilled syringe should look clear and colorless to light yellow with few white particles.
- Do not use if it is frozen, discolored, cloudy or has large particles. Get a new prefilled syringe.
- **Do not shake the prefilled syringe at any time.** Shaking your prefilled syringe may damage your STELARA[®] medicine. If your prefilled syringe has been shaken, do not use it. Get a new prefilled syringe.
- To reduce the risk of accidental needle sticks, each prefilled syringe has a needle guard that is automatically activated to cover the needle after you have given your injection. Do not pull back on the plunger at any time.

Gather the supplies you will need to prepare and to give your injection. (See Figure A)

You will need:

- antiseptic wipes
- cotton balls or gauze pads
- your prescribed dose of STELARA[®] **(See Figure B)**
- FDA-cleared sharps disposal container. **See “STEP 4: Dispose of syringe.”**

Figure A

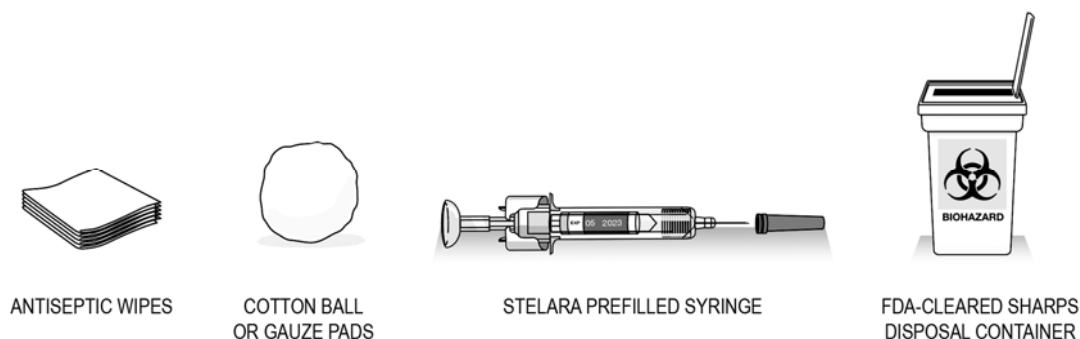
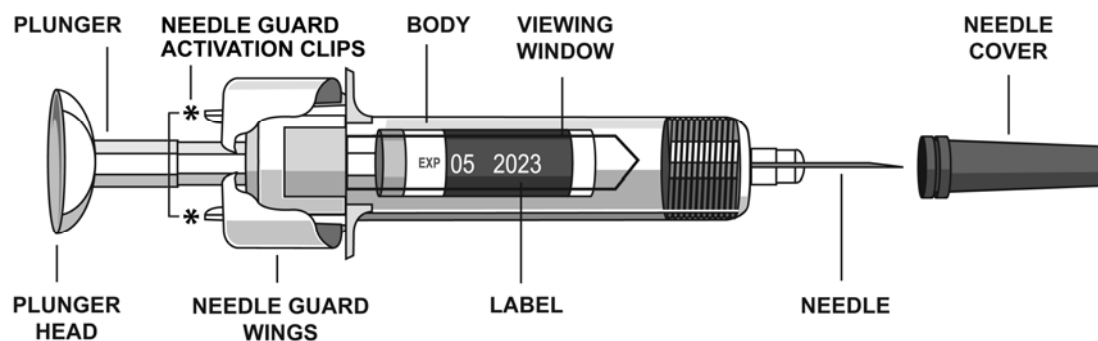


Figure B



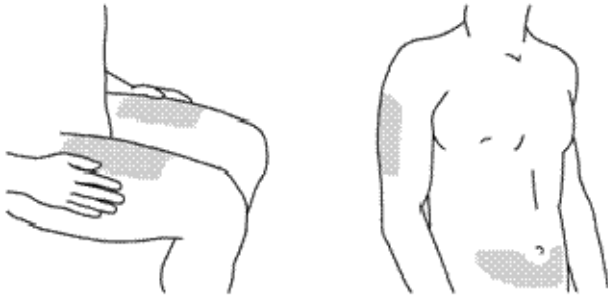
Step 1: Prepare the injection.

- Choose a well lit, clean, flat work surface.
- Wash your hands well with soap and warm water.
- Hold the pre-filled syringe with the covered needle pointing upward.

Step 2: Prepare your injection site

- Choose an injection site around your stomach area (abdomen), buttocks, upper legs (thighs). If a caregiver is giving you the injection, the outer area of the upper arms may also be used. **(See Figure C)**
- Do not give an injection in an area of the skin that is tender, bruised, red or hard.
- Clean the skin with an antiseptic wipe where you plan to give your injection.
- **Do not** touch this area again before giving the injection. Let your skin dry before injecting.
- **Do not** fan or blow on the clean area.

Figure C

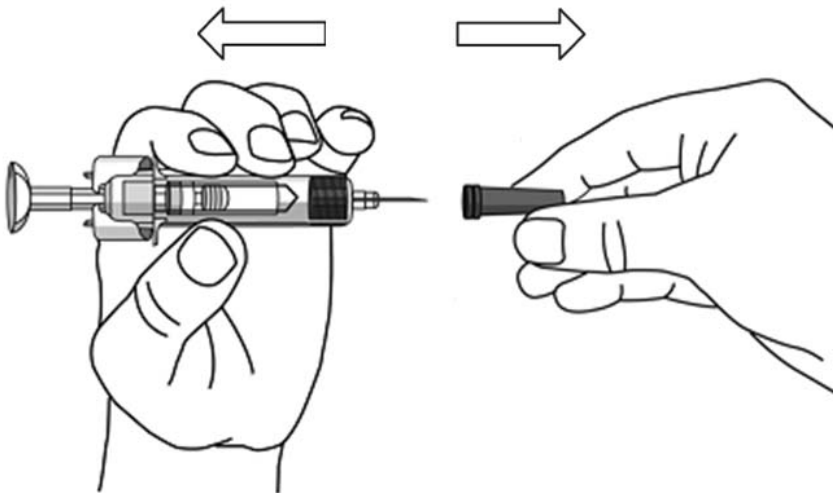


*Areas in gray are recommended injection sites.

Step 3: Inject STELARA®

- Remove the needle cover when you are ready to inject your STELARA®.
- **Do not** touch the plunger while removing the needle cover.
- Hold the body of the prefilled syringe with one hand, and pull the needle cover straight off. **(see Figure D)**
- Put the needle cover in the trash.
- You may also see a drop of liquid at the end of the needle. This is normal.
- **Do not** touch the needle or let it touch anything.
- **Do not** use the prefilled syringe if it is dropped without the needle cover in place. Call your doctor, nurse or health professional for instructions.

Figure D



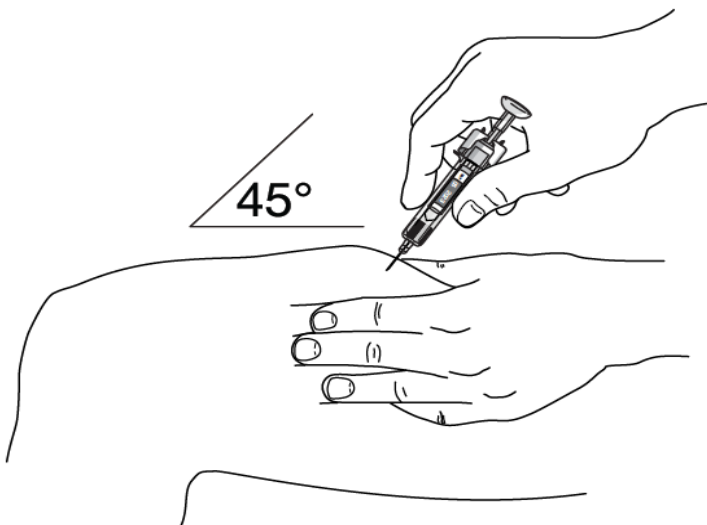
- Hold the body of the prefilled syringe in one hand between the thumb and index fingers. **(See Figure E)**

Figure E



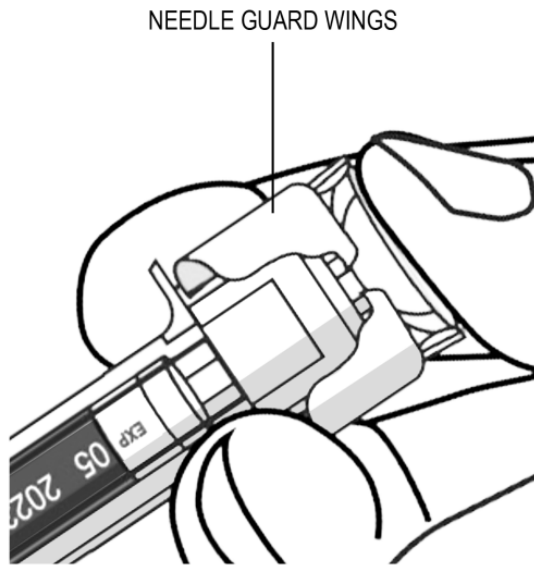
- **Do not** pull back on the plunger at any time.
- Use the other hand to gently pinch the cleaned area of skin. Hold firmly.
- Use a quick, dart-like motion to insert the needle into the pinched skin at about a 45-degree angle. **(See Figure F)**

Figure F



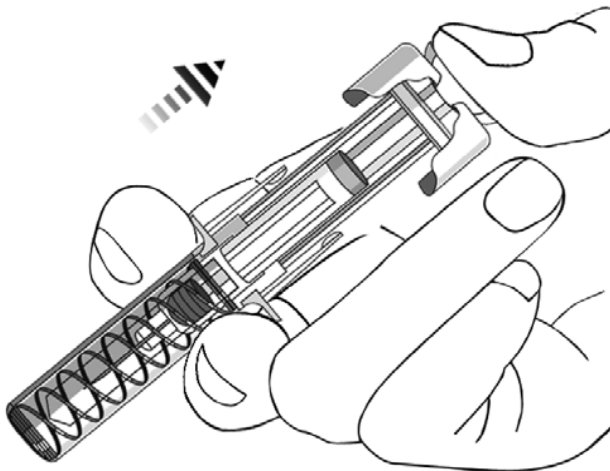
- Inject all of the liquid by using your thumb to push in the plunger until the plunger head is completely between the needle guard wings. **(See Figure G)**

Figure G



- When the plunger is pushed as far as it will go, keep pressure on the plunger head. Take the needle out of the skin and let go of the skin.
- Slowly take your thumb off the plunger head. This will let the empty syringe move up until the entire needle is covered by the needle guard. (See Figure H)

Figure H



- When the needle is pulled out of your skin, there may be a little bleeding at the injection site. This is normal. You can press a cotton ball or gauze pad to

the injection site if needed. Do not rub the injection site. You may cover the injection site with a small adhesive bandage, if necessary.

Step 4: Dispose of the syringe.

- Put the syringe in a FDA-cleared sharps disposal container right away after use. **Do not throw away (dispose of) loose syringes in your household trash.**
- If you do not have a FDA-cleared sharps disposal container, you may use a household container that is:
 - made of heavy-duty plastic
 - can be closed with a tight-fitting, puncture-resistant lid, without sharps being able to come out
 - upright and stable during use
 - leak-resistant,
 - and properly labeled to warn of hazardous waste inside the container.
- When your sharps disposal container is almost full, you will need to follow your community guidelines for the right way to dispose of your sharps disposal container. There may be local or state laws about how to throw away syringes and needles. For more information about safe sharps disposal, and for specific information about sharps disposal in the state that you live in, go to the FDA's website at: <http://www.fda.gov/safesharpsdisposal>.
- Do not dispose of your sharps disposal container in your household trash unless your community guidelines permit this. Do not recycle your sharps disposal container.

If you have any questions, talk to your doctor or pharmacist.

Keep STELARA® and all medicines out of the reach of children.

Prefilled Syringe Manufactured by:
Janssen Biotech, Inc., Horsham, PA 19044, US License No. 1864 at Baxter
Pharmaceutical Solutions, Bloomington, IN 47403

Issued 05/2013

© Janssen Biotech, Inc. 2012