

## HIGHLIGHTS OF PRESCRIBING INFORMATION

These highlights do not include all the information needed to use OPDIVO safely and effectively. See full prescribing information for OPDIVO.

### OPDIVO (nivolumab) injection, for intravenous use

Initial U.S. Approval: 2014

#### -----RECENT MAJOR CHANGES-----

Indications and Usage (1) 5/2022  
Dosage and Administration (2) 5/2022

#### -----INDICATIONS AND USAGE-----

OPDIVO is a programmed death receptor-1 (PD-1)-blocking antibody indicated for the treatment of:

##### Melanoma

- patients with unresectable or metastatic melanoma, as a single agent or in combination with ipilimumab. (1.1)
- patients with melanoma with lymph node involvement or metastatic disease who have undergone complete resection, in the adjuvant setting. (1.2)

##### Non-Small Cell Lung Cancer (NSCLC)

- adult patients with resectable (tumors  $\geq 4$  cm or node positive) non-small cell lung cancer in the neoadjuvant setting, in combination with platinum-doublet chemotherapy. (1.3)
- adult patients with metastatic non-small cell lung cancer expressing PD-L1 ( $\geq 1\%$ ) as determined by an FDA-approved test, with no EGFR or ALK genomic tumor aberrations, as first-line treatment in combination with ipilimumab. (1.4)
- adult patients with metastatic or recurrent non-small cell lung cancer with no EGFR or ALK genomic tumor aberrations as first-line treatment, in combination with ipilimumab and 2 cycles of platinum-doublet chemotherapy. (1.4)
- patients with metastatic non-small cell lung cancer and progression on or after platinum-based chemotherapy. Patients with EGFR or ALK genomic tumor aberrations should have disease progression on FDA-approved therapy for these aberrations prior to receiving OPDIVO. (1.4)

##### Malignant Pleural Mesothelioma

- adult patients with unresectable malignant pleural mesothelioma, as first-line treatment in combination with ipilimumab. (1.5)

##### Renal Cell Carcinoma (RCC)

- patients with intermediate or poor risk advanced renal cell carcinoma, as a first-line treatment in combination with ipilimumab. (1.6)
- patients with advanced renal cell carcinoma, as a first-line treatment in combination with cabozantinib. (1.6)
- patients with advanced renal cell carcinoma who have received prior anti-angiogenic therapy. (1.6)

##### Classical Hodgkin Lymphoma (cHL)

- adult patients with classical Hodgkin lymphoma that has relapsed or progressed after<sup>a</sup>: (1.7)
  - autologous hematopoietic stem cell transplantation (HSCT) and brentuximab vedotin, or
  - 3 or more lines of systemic therapy that includes autologous HSCT.

##### Squamous Cell Carcinoma of the Head and Neck (SCCHN)

- patients with recurrent or metastatic squamous cell carcinoma of the head and neck with disease progression on or after a platinum-based therapy. (1.8)

##### Urothelial Carcinoma

- adjuvant treatment of patients with urothelial carcinoma (UC) who are at high risk of recurrence after undergoing radical resection of UC. (1.9)
- patients with locally advanced or metastatic urothelial carcinoma who:
  - have disease progression during or following platinum-containing chemotherapy
  - have disease progression within 12 months of neoadjuvant or adjuvant treatment with platinum-containing chemotherapy. (1.9)

##### Colorectal Cancer

- adult and pediatric (12 years and older) patients with microsatellite instability-high (MSI-H) or mismatch repair deficient (dMMR) metastatic colorectal cancer that has progressed following treatment with a fluoropyrimidine, oxaliplatin, and irinotecan, as a single agent or in combination with ipilimumab.<sup>a</sup> (1.10)

##### Hepatocellular Carcinoma (HCC)

- patients with hepatocellular carcinoma who have been previously treated with sorafenib in combination with ipilimumab.<sup>a</sup> (1.11)

##### Esophageal Cancer

- patients with completely resected esophageal or gastroesophageal junction cancer with residual pathologic disease, who have received neoadjuvant chemoradiotherapy (CRT). (1.12)

- patients with unresectable advanced or metastatic esophageal squamous cell carcinoma as first-line treatment in combination with fluoropyrimidine- and platinum-containing chemotherapy. (1.12)
- patients with unresectable advanced or metastatic esophageal squamous cell carcinoma as first-line treatment in combination with ipilimumab. (1.12)
- patients with unresectable advanced, recurrent or metastatic esophageal squamous cell carcinoma (ESCC) after prior fluoropyrimidine- and platinum-based chemotherapy. (1.12)

##### Gastric Cancer, Gastroesophageal Junction Cancer, and Esophageal Adenocarcinoma

- patients with advanced or metastatic gastric cancer, gastroesophageal junction cancer, and esophageal adenocarcinoma in combination with fluoropyrimidine- and platinum-containing chemotherapy. (1.13)
- <sup>a</sup> This indication is approved under accelerated approval based on overall response rate and duration of response. Continued approval for this indication may be contingent upon verification and description of clinical benefit in confirmatory trials.

#### -----DOSAGE AND ADMINISTRATION-----

- Administer by intravenous infusion after dilution based upon recommended infusion rate for each indication. (2)
- Unresectable or metastatic melanoma
  - 240 mg every 2 weeks or 480 mg every 4 weeks. (2.2)
  - 1 mg/kg followed by ipilimumab 3 mg/kg on the same day every 3 weeks for 4 doses, then 240 mg every 2 weeks or 480 mg every 4 weeks. (2.2)
- Adjuvant treatment of melanoma
  - 240 mg every 2 weeks or 480 mg every 4 weeks. (2.2)
- Neoadjuvant treatment of resectable (tumors  $\geq 4$  cm or node positive) non-small cell lung cancer
  - 360 mg with platinum-doublet chemotherapy on the same day every 3 weeks for 3 cycles (2.2)
- Metastatic non-small cell lung cancer
  - 360 mg every 3 weeks with ipilimumab 1 mg/kg every 6 weeks. (2.2)
  - 360 mg every 3 weeks with ipilimumab 1 mg/kg every 6 weeks and 2 cycles of platinum-doublet chemotherapy. (2.2)
  - 240 mg every 2 weeks or 480 mg every 4 weeks. (2.2)
- Malignant pleural mesothelioma
  - 360 mg every 3 weeks with ipilimumab 1 mg/kg every 6 weeks. (2.2)
- Advanced renal cell carcinoma
  - 3 mg/kg followed by ipilimumab 1 mg/kg on the same day every 3 weeks for 4 doses, then 240 mg every 2 weeks or 480 mg every 4 weeks. (2.2)
  - 240 mg every 2 weeks or 480 mg every 4 weeks administered in combination with cabozantinib 40 mg once daily without food. (2.2)
  - 240 mg every 2 weeks or 480 mg every 4 weeks. (2.2)
- Classical Hodgkin lymphoma
  - 240 mg every 2 weeks or 480 mg every 4 weeks. (2.2)
- Recurrent or metastatic squamous cell carcinoma of the head and neck
  - 240 mg every 2 weeks or 480 mg every 4 weeks. (2.2)
- Adjuvant treatment of urothelial carcinoma
  - 240 mg every 2 weeks or 480 mg every 4 weeks. (2.2)
- Locally advanced or metastatic urothelial carcinoma
  - 240 mg every 2 weeks or 480 mg every 4 weeks. (2.2)
- Microsatellite instability-high (MSI-H) or mismatch repair deficient (dMMR) metastatic colorectal cancer
  - Adult and pediatric patients weighing 40 kg or greater: 240 mg every 2 weeks or 480 mg every 4 weeks. (2.2)
  - Pediatric patients weighing less than 40 kg: 3 mg/kg every 2 weeks. (2.2)
  - Adult and pediatric patients weighing 40 kg or greater: 3 mg/kg followed by ipilimumab 1 mg/kg on the same day every 3 weeks for 4 doses, then 240 mg every 2 weeks or 480 mg every 4 weeks. (2.2)
- Hepatocellular carcinoma
  - 1 mg/kg followed by ipilimumab 3 mg/kg on the same day every 3 weeks for 4 doses, then 240 mg every 2 weeks or 480 mg every 4 weeks. (2.2)
- Adjuvant treatment of resected esophageal or gastroesophageal cancer
  - 240 mg every 2 weeks or 480 mg every 4 weeks for total treatment duration of 1 year. (2.2)
- Esophageal squamous cell carcinoma
  - 240 mg every 2 weeks or 480 mg every 4 weeks in combination with chemotherapy regimen of fluoropyrimidine- and platinum-containing chemotherapy. (2.2)
  - 3 mg/kg every 2 weeks or 360 mg every 3 weeks with ipilimumab 1 mg/kg every 6 weeks. (2.2)
  - 240 mg every 2 weeks or 480 mg every 4 weeks. (2.2)

- Gastric cancer, gastroesophageal junction cancer, and esophageal adenocarcinoma (GC, GEJC, or EAC)
  - 360 mg every 3 weeks with fluoropyrimidine- and platinum-containing chemotherapy every 3 weeks. (2.2)
  - 240 mg every 2 weeks with fluoropyrimidine- and platinum-containing chemotherapy every 2 weeks. (2.2)
- See full Prescribing Information for preparation and administration instructions and dosage modifications for adverse reactions.

#### DOSAGE FORMS AND STRENGTHS

- Injection: 40 mg/4 mL (10 mg/mL), 100 mg/10 mL (10 mg/mL), 120 mg/12 mL (10 mg/mL), and 240 mg/24 mL (10 mg/mL) solution in a single-dose vial. (3)

#### CONTRAINDICATIONS

- None. (4)

#### WARNINGS AND PRECAUTIONS

- **Immune-Mediated Adverse Reactions:** (5.1)
  - Immune-mediated adverse reactions, which may be severe or fatal, can occur in any organ system or tissue, including the following: immune-mediated pneumonitis, immune-mediated colitis, immune-mediated hepatitis and hepatotoxicity, immune-mediated endocrinopathies, immune-mediated dermatologic adverse reactions, and immune-mediated nephritis and renal dysfunction.
  - Monitor for early identification and management. Evaluate liver enzymes, creatinine, and thyroid function at baseline and periodically during treatment.
  - Withhold or permanently discontinue based on severity and type of reaction. (2.3)
- **Infusion-related reactions:** Interrupt, slow the rate of infusion, or permanently discontinue OPDIVO based on severity of reaction. (5.2)
- **Complications of allogeneic HSCT:** Fatal and other serious complications can occur in patient who receive allogeneic HSCT before or after being treated with a PD-1/PD-L1 blocking antibody. (5.3)
- **Embryo-Fetal toxicity:** Can cause fetal harm. Advise females of reproductive potential of potential risk to a fetus and to use effective contraception. (5.4, 8.1, 8.3)
- Treatment of patients with multiple myeloma with a PD-1 or PD-L1 blocking antibody in combination with a thalidomide analogue plus

dexamethasone is not recommended outside of controlled clinical trials. (5.5)

#### ADVERSE REACTIONS

Most common adverse reactions (incidence  $\geq 20\%$ ) in patients were:

- As a single agent: fatigue, rash, musculoskeletal pain, pruritus, diarrhea, nausea, asthenia, cough, dyspnea, constipation, decreased appetite, back pain, arthralgia, upper respiratory tract infection, pyrexia, headache, abdominal pain, vomiting, and urinary tract infection. (6.1)
- In combination with ipilimumab: fatigue, diarrhea, rash, pruritus, nausea, musculoskeletal pain, pyrexia, cough, decreased appetite, vomiting, abdominal pain, dyspnea, upper respiratory tract infection, arthralgia, headache, hypothyroidism, constipation, decreased weight, and dizziness. (6.1)
- In combination with platinum-doublet chemotherapy: nausea, constipation, fatigue, decreased appetite, and rash. (6.1)
- In combination with ipilimumab and platinum-doublet chemotherapy: fatigue, musculoskeletal pain, nausea, diarrhea, rash, decreased appetite, constipation, and pruritus. (6.1)
- In combination with cabozantinib: diarrhea, fatigue, hepatotoxicity, palmar-plantar erythrodysesthesia syndrome, stomatitis, rash, hypertension, hypothyroidism, musculoskeletal pain, decreased appetite, nausea, dysgeusia, abdominal pain, cough, and upper respiratory tract infection. (6.1)
- In combination with fluoropyrimidine- and platinum-containing chemotherapy: nausea, peripheral neuropathy, decreased appetite, fatigue, constipation, stomatitis, diarrhea, vomiting, abdominal pain, and musculoskeletal pain. (6.1)

To report SUSPECTED ADVERSE REACTIONS, contact Bristol-Myers Squibb at 1-800-721-5072 or FDA at 1-800-FDA-1088 or [www.fda.gov/medwatch](http://www.fda.gov/medwatch).

#### USE IN SPECIFIC POPULATIONS

- Lactation: Advise not to breastfeed. (8.2)

See 17 for PATIENT COUNSELING INFORMATION and Medication Guide.

Revised: 7/2022

#### FULL PRESCRIBING INFORMATION: CONTENTS\*

##### 1 INDICATIONS AND USAGE

- 1.1 Unresectable or Metastatic Melanoma
- 1.2 Adjuvant Treatment of Melanoma
- 1.3 Neoadjuvant Treatment of Resectable Non-Small Cell Lung Cancer
- 1.4 Metastatic Non-Small Cell Lung Cancer
- 1.5 Malignant Pleural Mesothelioma
- 1.6 Advanced Renal Cell Carcinoma
- 1.7 Classical Hodgkin Lymphoma
- 1.8 Squamous Cell Carcinoma of the Head and Neck
- 1.9 Urothelial Carcinoma
- 1.10 Microsatellite Instability-High or Mismatch Repair Deficient Metastatic Colorectal Cancer
- 1.11 Hepatocellular Carcinoma
- 1.12 Esophageal Cancer
- 1.13 Gastric Cancer, Gastroesophageal Junction Cancer, and Esophageal Adenocarcinoma

##### 2 DOSAGE AND ADMINISTRATION

- 2.1 Patient Selection
- 2.2 Recommended Dosage
- 2.3 Dose Modifications
- 2.4 Preparation and Administration

##### 3 DOSAGE FORMS AND STRENGTHS

##### 4 CONTRAINDICATIONS

##### 5 WARNINGS AND PRECAUTIONS

- 5.1 Severe and Fatal Immune-Mediated Adverse Reactions
- 5.2 Infusion-Related Reactions
- 5.3 Complications of Allogeneic Hematopoietic Stem Cell Transplantation
- 5.4 Embryo-Fetal Toxicity
- 5.5 Increased Mortality in Patients with Multiple Myeloma when OPDIVO Is Added to a Thalidomide Analogue and Dexamethasone

##### 6 ADVERSE REACTIONS

- 6.1 Clinical Trials Experience
- 6.2 Immunogenicity
- 6.3 Postmarketing Experience

##### 8 USE IN SPECIFIC POPULATIONS

- 8.1 Pregnancy
- 8.2 Lactation
- 8.3 Females and Males of Reproductive Potential
- 8.4 Pediatric Use
- 8.5 Geriatric Use

##### 11 DESCRIPTION

##### 12 CLINICAL PHARMACOLOGY

- 12.1 Mechanism of Action
- 12.3 Pharmacokinetics

##### 13 NONCLINICAL TOXICOLOGY

- 13.1 Carcinogenesis, Mutagenesis, Impairment of Fertility
- 13.2 Animal Toxicology and/or Pharmacology

##### 14 CLINICAL STUDIES

- 14.1 Unresectable or Metastatic Melanoma
- 14.2 Adjuvant Treatment of Melanoma
- 14.3 Neoadjuvant Treatment of Resectable (Tumors  $\geq 4$  cm or Node Positive) Non-Small Cell Lung Cancer
- 14.4 Metastatic Non-Small Cell Lung Cancer
- 14.5 Malignant Pleural Mesothelioma
- 14.6 Advanced Renal Cell Carcinoma
- 14.7 Classical Hodgkin Lymphoma
- 14.8 Recurrent or Metastatic Squamous Cell Carcinoma of the Head and Neck
- 14.9 Urothelial Carcinoma
- 14.10 Microsatellite Instability-High or Mismatch Repair Deficient Metastatic Colorectal Cancer
- 14.11 Hepatocellular Carcinoma
- 14.12 Esophageal Cancer
- 14.13 Gastric Cancer, Gastroesophageal Junction Cancer, and Esophageal Adenocarcinoma

This label may not be the latest approved by FDA.  
For current labeling information, please visit <https://www.fda.gov/drugsatfda>

16 HOW SUPPLIED/STORAGE AND HANDLING  
17 PATIENT COUNSELING INFORMATION

\*Sections or subsections omitted from the full prescribing information are not listed.

---

## FULL PRESCRIBING INFORMATION

### 1 INDICATIONS AND USAGE

#### 1.1 Unresectable or Metastatic Melanoma

OPDIVO, as a single agent or in combination with ipilimumab, is indicated for the treatment of adult patients with unresectable or metastatic melanoma.

#### 1.2 Adjuvant Treatment of Melanoma

OPDIVO is indicated for the adjuvant treatment of adult patients with melanoma with involvement of lymph nodes or metastatic disease who have undergone complete resection.

#### 1.3 Neoadjuvant Treatment of Resectable Non-Small Cell Lung Cancer

OPDIVO, in combination with platinum-doublet chemotherapy, is indicated as neoadjuvant treatment of adult patients with resectable (tumors  $\geq 4$  cm or node positive) non-small cell lung cancer (NSCLC).

#### 1.4 Metastatic Non-Small Cell Lung Cancer

- OPDIVO, in combination with ipilimumab, is indicated for the first-line treatment of adult patients with metastatic NSCLC whose tumors express PD-L1 ( $\geq 1\%$ ) as determined by an FDA-approved test [see *Dosage and Administration (2.1)*], with no EGFR or ALK genomic tumor aberrations.
- OPDIVO, in combination with ipilimumab and 2 cycles of platinum-doublet chemotherapy, is indicated for the first-line treatment of adult patients with metastatic or recurrent NSCLC, with no EGFR or ALK genomic tumor aberrations.
- OPDIVO is indicated for the treatment of adult patients with metastatic NSCLC with progression on or after platinum-based chemotherapy. Patients with EGFR or ALK genomic tumor aberrations should have disease progression on FDA-approved therapy for these aberrations prior to receiving OPDIVO.

#### 1.5 Malignant Pleural Mesothelioma

OPDIVO, in combination with ipilimumab, is indicated for the first-line treatment of adult patients with unresectable malignant pleural mesothelioma.

#### 1.6 Advanced Renal Cell Carcinoma

- OPDIVO, in combination with ipilimumab, is indicated for the first-line treatment of adult patients with intermediate or poor risk advanced RCC.
- OPDIVO, in combination with cabozantinib, is indicated for the first-line treatment of adult patients with advanced RCC.
- OPDIVO as a single agent is indicated for the treatment of adult patients with advanced renal cell carcinoma (RCC) who have received prior anti-angiogenic therapy.

#### 1.7 Classical Hodgkin Lymphoma

OPDIVO is indicated for the treatment of adult patients with classical Hodgkin lymphoma (cHL) that has relapsed or progressed after:

- autologous hematopoietic stem cell transplantation (HSCT) and brentuximab vedotin, or
- 3 or more lines of systemic therapy that includes autologous HSCT.

This indication is approved under accelerated approval based on overall response rate [see *Clinical Studies (14.7)*]. Continued approval for this indication may be contingent upon verification and description of clinical benefit in confirmatory trials.

### **1.8 Squamous Cell Carcinoma of the Head and Neck**

OPDIVO is indicated for the treatment of adult patients with recurrent or metastatic squamous cell carcinoma of the head and neck (SCCHN) with disease progression on or after platinum-based therapy.

### **1.9 Urothelial Carcinoma**

OPDIVO is indicated for the adjuvant treatment of adult patients with urothelial carcinoma (UC) who are at high risk of recurrence after undergoing radical resection of UC [see *Clinical Studies (14.9)*].

OPDIVO is indicated for the treatment of adult patients with locally advanced or metastatic urothelial carcinoma who:

- have disease progression during or following platinum-containing chemotherapy
- have disease progression within 12 months of neoadjuvant or adjuvant treatment with platinum-containing chemotherapy.

### **1.10 Microsatellite Instability-High or Mismatch Repair Deficient Metastatic Colorectal Cancer**

OPDIVO, as a single agent or in combination with ipilimumab, is indicated for the treatment of adult and pediatric patients 12 years and older with microsatellite instability-high (MSI-H) or mismatch repair deficient (dMMR) metastatic colorectal cancer (CRC) that has progressed following treatment with a fluoropyrimidine, oxaliplatin, and irinotecan.

This indication is approved under accelerated approval based on overall response rate and duration of response [see *Clinical Studies (14.10)*]. Continued approval for this indication may be contingent upon verification and description of clinical benefit in confirmatory trials.

### **1.11 Hepatocellular Carcinoma**

OPDIVO, in combination with ipilimumab, is indicated for the treatment of adult patients with hepatocellular carcinoma (HCC) who have been previously treated with sorafenib. This indication is approved under accelerated approval based on overall response rate and duration of response [see *Clinical Studies (14.11)*]. Continued approval for this indication may be contingent upon verification and description of clinical benefit in the confirmatory trials.

### **1.12 Esophageal Cancer**

- OPDIVO is indicated for the adjuvant treatment of completely resected esophageal or gastroesophageal junction cancer with residual pathologic disease in adult patients who have received neoadjuvant chemoradiotherapy (CRT).

- OPDIVO, in combination with fluoropyrimidine- and platinum-containing chemotherapy, is indicated for the first-line treatment of adult patients with unresectable advanced or metastatic esophageal squamous cell carcinoma (ESCC).
- OPDIVO, in combination with ipilimumab, is indicated for the first-line treatment of adult patients with unresectable advanced or metastatic esophageal squamous cell carcinoma (ESCC).
- OPDIVO is indicated for the treatment of adult patients with unresectable advanced, recurrent or metastatic esophageal squamous cell carcinoma (ESCC) after prior fluoropyrimidine- and platinum-based chemotherapy.

### **1.13 Gastric Cancer, Gastroesophageal Junction Cancer, and Esophageal Adenocarcinoma**

OPDIVO, in combination with fluoropyrimidine- and platinum-containing chemotherapy, is indicated for the treatment of adult patients with advanced or metastatic gastric cancer, gastroesophageal junction cancer, and esophageal adenocarcinoma.

## **2 DOSAGE AND ADMINISTRATION**

### **2.1 Patient Selection**

Select patients with metastatic NSCLC for treatment with OPDIVO in combination with ipilimumab based on PD-L1 expression [*see Clinical Studies (14.4)*].

Information on FDA-approved tests for the determination of PD-L1 expression in NSCLC is available at: <http://www.fda.gov/CompanionDiagnostics>.

## 2.2 Recommended Dosage

The recommended dosages of OPDIVO as a single agent are presented in Table 1.

**Table 1: Recommended Dosages for OPDIVO as a Single Agent**

Indication	Recommended OPDIVO Dosage	Duration of Therapy
Unresectable or metastatic melanoma	240 mg every 2 weeks* <u>or</u> 480 mg every 4 weeks*	Until disease progression or unacceptable toxicity
Metastatic non-small cell lung cancer		
Advanced renal cell carcinoma		
Classical Hodgkin lymphoma		
Squamous cell carcinoma of the head and neck		
Locally advanced or metastatic urothelial carcinoma		
Esophageal squamous cell carcinoma		
Adjuvant treatment of melanoma	240 mg every 2 weeks* <u>or</u> 480 mg every 4 weeks*	Until disease recurrence or unacceptable toxicity for up to 1 year
Adjuvant treatment of urothelial carcinoma (UC)		
Microsatellite instability-high (MSI-H) or mismatch repair deficient (dMMR) metastatic colorectal cancer	Adult patients and pediatric patients age 12 years and older and weighing 40 kg or more:  240 mg every 2 weeks* <u>or</u> 480 mg every 4 weeks*	Until disease progression or unacceptable toxicity
	Pediatric patients age 12 years and older and weighing less than 40 kg:  3 mg/kg every 2 weeks*	
Adjuvant treatment of resected esophageal or gastroesophageal junction cancer	240 mg every 2 weeks* <u>or</u> 480 mg every 4 weeks*	Until disease progression or unacceptable toxicity for a total treatment duration of 1 year

\* 30-minute intravenous infusion.

The recommended dosages of OPDIVO in combination with other therapeutic agents are presented in Table 2. Refer to the respective Prescribing Information for each therapeutic agent administered in combination with OPDIVO for the recommended dosage information, as appropriate.

**Table 2: Recommended Dosages of OPDIVO in Combination with Other Therapeutic Agents**

Indication	Recommended OPDIVO Dosage	Duration of Therapy
Unresectable or metastatic melanoma	1 mg/kg every 3 weeks* with ipilimumab 3 mg/kg intravenously*	In combination with ipilimumab for a maximum of 4 doses or until unacceptable toxicity, whichever occurs earlier
	240 mg every 2 weeks* <u>or</u> 480 mg every 4 weeks*	After completing 4 doses of combination therapy, administer as single agent until disease progression or unacceptable toxicity
Neoadjuvant treatment of resectable non-small cell lung cancer	360 mg every 3 weeks* with platinum-doublet chemotherapy on the same day every 3 weeks	In combination with platinum-doublet chemotherapy for 3 cycles
Metastatic non-small cell lung cancer expressing PD-L1	360 mg every 2 weeks* with ipilimumab 1 mg/kg every 6 weeks*	In combination with ipilimumab until disease progression, unacceptable toxicity, or up to 2 years in patients without disease progression
Metastatic or recurrent non-small cell lung cancer	360 mg every 3 weeks* with ipilimumab 1 mg/kg every 6 weeks* and histology-based platinum doublet chemotherapy every 3 weeks	In combination with ipilimumab until disease progression, unacceptable toxicity, or up to 2 years in patients without disease progression
		<b>2 cycles of histology-based platinum-doublet chemotherapy</b>
Malignant pleural mesothelioma	360 mg every 3 weeks* with ipilimumab 1 mg/kg every 6 weeks*	In combination with ipilimumab until disease progression, unacceptable toxicity, or up to 2 years in patients without disease progression
Advanced renal cell carcinoma	3 mg/kg every 3 weeks* with ipilimumab 1 mg/kg intravenously*	In combination with ipilimumab for 4 doses
	240 mg every 2 weeks* <u>or</u> 480 mg every 4 weeks*  Administer OPDIVO in combination with cabozantinib 40 mg orally once daily without food	OPDIVO: Until disease progression, unacceptable toxicity, or up to 2 years
		Cabozantinib: Until disease progression or unacceptable toxicity
	240 mg every 2 weeks* <u>or</u> 480 mg every 4 weeks*	After completing 4 doses of combination therapy with ipilimumab, administer as single agent until disease progression or unacceptable toxicity

**Table 2: Recommended Dosages of OPDIVO in Combination with Other Therapeutic Agents**

Indication	Recommended OPDIVO Dosage	Duration of Therapy
Microsatellite instability-high (MSI-H) or mismatch repair deficient (dMMR) metastatic colorectal cancer	3 mg/kg every 3 weeks* with ipilimumab 1 mg/kg intravenously*	In combination with ipilimumab for 4 doses
	Adult patients and pediatric patients age 12 years and older and weighing 40 kg or more: 240 mg every 2 weeks* or 480 mg every 4 weeks*	After completing 4 doses of combination therapy, administer as single agent until disease progression or unacceptable toxicity
	Pediatric patients age 12 years and older and weighing less than 40 kg: 3 mg/kg every 2 weeks*	
Hepatocellular carcinoma	1 mg/kg every 3 weeks* with ipilimumab 3 mg/kg intravenously*	In combination with ipilimumab for 4 doses
	240 mg every 2 weeks* or 480 mg every 4 weeks*	After completing 4 doses of combination therapy, administer as single agent until disease progression or unacceptable toxicity
Esophageal squamous cell carcinoma	240 mg every 2 weeks* or 480 mg every 4 weeks*	OPDIVO: Until disease progression, unacceptable toxicity, or up to 2 years
	Administer OPDIVO in combination with fluoropyrimidine- and platinum-containing chemotherapy	Chemotherapy: Until disease progression or unacceptable toxicity
		3 mg/kg every 2 weeks* or 360 mg every 3 weeks* with ipilimumab 1 mg/kg every 6 weeks*
Gastric cancer, Gastroesophageal junction cancer, and Esophageal adenocarcinoma	240 mg every 2 weeks* with fluoropyrimidine- and platinum--containing chemotherapy every 2 weeks or 360 mg every 3 weeks* with fluoropyrimidine- and platinum--containing chemotherapy every 3 weeks	Until disease progression, unacceptable toxicity, or up to 2 years

\* 30-minute intravenous infusion on the same day.

### 2.3 Dose Modifications

No dose reduction for OPDIVO is recommended. In general, withhold OPDIVO for severe (Grade 3) immune-mediated adverse reactions. Permanently discontinue OPDIVO for life-threatening (Grade 4) immune-mediated adverse reactions, recurrent severe (Grade 3) immune-mediated

reactions that require systemic immunosuppressive treatment, or an inability to reduce corticosteroid dose to 10 mg or less of prednisone or equivalent per day within 12 weeks of initiating steroids.

Dosage modifications for OPDIVO or OPDIVO in combination for adverse reactions that require management different from these general guidelines are summarized in Table 3 and Table 4.

When OPDIVO is administered in combination with ipilimumab, withhold or permanently discontinue both ipilimumab and OPDIVO for an adverse reaction meeting these dose modification guidelines.

**Table 3: Recommended Dosage Modifications for Adverse Reactions**

Adverse Reaction	Severity	Dosage Modification
<b>Immune-Mediated Adverse Reactions [see Warnings and Precautions (5.1)]</b>		
Pneumonitis	Grade 2	Withhold <sup>a</sup>
	Grades 3 or 4	Permanently discontinue
Colitis  For colitis in patients treated with combination therapy with ipilimumab, see Table 4.	Grade 2 or 3	Withhold <sup>a</sup>
	Grade 4	Permanently discontinue
Hepatitis with no tumor involvement of the liver  For liver enzyme elevations in patients treated with combination therapy with ipilimumab, see Table 4.	AST/ALT increases to >3 and ≤8 times ULN or Total bilirubin increases to >1.5 and ≤3 times ULN.	Withhold <sup>a</sup>
	AST or ALT increases to >8 times ULN or Total bilirubin increases to >3 times ULN.	Permanently discontinue
Hepatitis with tumor involvement of the liver <sup>b</sup>  For liver enzyme elevations in patients treated with combination therapy with ipilimumab, see Table 4.	Baseline AST/ALT is >1 and ≤3 times ULN and increases to >5 and ≤10 times ULN or Baseline AST/ALT is >3 and ≤5 times ULN and increases to >8 and ≤10 times ULN.	Withhold <sup>a</sup>
	AST/ALT increases to >10 times ULN or Total bilirubin increases to >3 times ULN.	Permanently discontinue
Endocrinopathies <sup>c</sup>	Grade 3 or 4	Withhold until clinically stable or

**Table 3: Recommended Dosage Modifications for Adverse Reactions**

Adverse Reaction	Severity	Dosage Modification
<b>Immune-Mediated Adverse Reactions [see Warnings and Precautions (5.1)]</b>		
		permanently discontinue depending on severity
Nephritis with Renal Dysfunction	Grade 2 or 3 increased blood creatinine	Withhold <sup>a</sup>
	Grade 4 increased blood creatinine	Permanently discontinue
Exfoliative Dermatologic Conditions	Suspected SJS, TEN, or DRESS	Withhold
	Confirmed SJS, TEN, or DRESS	Permanently discontinue
Myocarditis	Grades 2, 3, or 4	Permanently discontinue
Neurological Toxicities	Grade 2	Withhold <sup>a</sup>
	Grade 3 or 4	Permanently discontinue
<b>Other Adverse Reactions</b>		
Infusion-Related Reactions [see Warnings and Precautions (5.2)]	Grade 1 or 2	Interrupt or slow the rate of infusion
	Grade 3 or 4	Permanently discontinue

<sup>a</sup> Resume in patients with complete or partial resolution (Grade 0 to 1) after corticosteroid taper. Permanently discontinue if no complete or partial resolution within 12 weeks of last dose or inability to reduce prednisone to 10 mg per day (or equivalent) or less within 12 weeks of initiating steroids.

<sup>b</sup> If AST and ALT are less than or equal to ULN at baseline, withhold or permanently discontinue OPDIVO based on recommendations for hepatitis with no liver involvement.

<sup>c</sup> Depending on clinical severity, consider withholding for Grade 2 endocrinopathy until symptom improvement with hormone replacement. Resume once acute symptoms have resolved.

ALT = alanine aminotransferase, AST = aspartate aminotransferase, DRESS = Drug Rash with Eosinophilia and Systemic Symptoms, SJS = Stevens Johnson Syndrome, TEN = toxic epidermal necrolysis, ULN = upper limit normal

**Table 4: Recommended Dosage Modifications for Adverse Reactions in Patients Treated with Combination Therapy**

Treatment	Adverse Reaction	Severity	Dosage Modification
OPDIVO in combination with ipilimumab	Colitis	Grade 2	Withhold <sup>a</sup>
		Grade 3 or 4	Permanently discontinue

**Table 4: Recommended Dosage Modifications for Adverse Reactions in Patients Treated with Combination Therapy**

Treatment	Adverse Reaction	Severity	Dosage Modification	
	Hepatitis with no tumor involvement of the liver or Hepatitis with tumor involvement of the liver/non-HCC	AST/ALT increases to >3 times ULN and ≤5 times ULN or Total bilirubin increases to ≥1.5 and ≤3 times ULN.	Withhold <sup>a</sup>	
		AST or ALT >5 times ULN or Total bilirubin >3 times ULN.	Permanently discontinue	
	Hepatitis with tumor involvement of the liver <sup>b</sup> /HCC	Baseline AST/ALT is >1 and ≤3 times ULN and increases to >5 and ≤10 times ULN or Baseline AST/ALT is >3 and ≤5 times ULN and increases to >8 and ≤10 times ULN.	Withhold <sup>a</sup>	
		AST/ALT increases to >10 times ULN or Total bilirubin increases to >3 times ULN.	Permanently discontinue	
	OPDIVO in combination with cabozantinib	Liver enzyme elevations	ALT or AST >3 times ULN but ≤10 times ULN with concurrent total bilirubin <2 times ULN	Withhold <sup>c</sup> both OPDIVO and cabozantinib until adverse reactions recover <sup>d</sup> to Grades 0-1
			ALT or AST >10 times ULN or >3 times ULN with concurrent total bilirubin ≥2 times ULN	Permanently discontinue <sup>c</sup> both OPDIVO and cabozantinib

<sup>a</sup> Resume in patients with complete or partial resolution (Grade 0 to 1) after corticosteroid taper. Permanently discontinue if no complete or partial resolution within 12 weeks of last dose or inability to reduce prednisone to 10 mg per day (or equivalent) or less within 12 weeks of initiating steroids.

- b If AST and ALT are less than or equal to ULN at baseline, withhold or permanently discontinue OPDIVO in combination with ipilimumab based on recommendations for hepatitis with no liver involvement.
- c Consider corticosteroid therapy for hepatic adverse reactions if OPDIVO is withheld or discontinued when administered in combination with cabozantinib.
- d After recovery, rechallenge with one or both of OPDIVO and cabozantinib may be considered. If rechallenging with cabozantinib with or without OPDIVO, refer to cabozantinib Prescribing Information.

## 2.4 Preparation and Administration

Visually inspect for particulate matter and discoloration. OPDIVO is a clear to opalescent, colorless to pale-yellow solution. Discard if cloudy, discolored, or contains extraneous particulate matter other than a few translucent-to-white, proteinaceous particles. Do not shake.

### Preparation

- Withdraw the required volume of OPDIVO and transfer into an intravenous container.
- Dilute OPDIVO with either 0.9% Sodium Chloride Injection, USP or 5% Dextrose Injection, USP to prepare an infusion with a final concentration ranging from 1 mg/mL to 10 mg/mL. The total volume of infusion must not exceed 160 mL.
  - For adult and pediatric patients with body weight 40 kg or greater, do not exceed a total volume of infusion of 160 mL.
  - For adult and pediatric patients with body weight less than 40 kg, do not exceed a total volume of infusion of 4 mL/kg of body weight.
- Mix diluted solution by gentle inversion. Do not shake.
- Discard partially used vials or empty vials of OPDIVO.
- The product does not contain a preservative.
- After preparation, store the diluted solution either:
  - at room temperature and room light for no more than 8 hours from the time of preparation to end of the infusion. Discard diluted solution if not used within 8 hours from the time of preparation; or
  - under refrigeration at 2°C to 8°C (36°F to 46°F) and protected from light for no more than 7 days from the time of preparation to end of infusion. Discard diluted solution if not used within 7 days from the time of preparation.

- Do not freeze.

### Administration

- Administer the infusion, after dilution, over 30 minutes through an intravenous line containing a sterile, non-pyrogenic, low protein binding in-line filter (pore size of 0.2 micrometer to 1.2 micrometer).
- Administer OPDIVO in combination with other therapeutic agents as follows:
  - With ipilimumab: administer OPDIVO first followed by ipilimumab on the same day.
  - With platinum-doublet chemotherapy: administer OPDIVO first followed by platinum--doublet chemotherapy on the same day

- With ipilimumab and platinum-doublet chemotherapy: administer OPDIVO first followed by ipilimumab and then platinum-doublet chemotherapy on the same day.
  - With fluoropyrimidine- and platinum-containing chemotherapy: administer OPDIVO first followed by fluoropyrimidine- and platinum-containing chemotherapy on the same day.
- Use separate infusion bags and filters for each infusion.
  - Flush the intravenous line at end of infusion.
  - Do not co-administer other drugs through the same intravenous line.

### **3 DOSAGE FORMS AND STRENGTHS**

Injection: 40 mg/4 mL (10 mg/mL), 100 mg/10 mL (10 mg/mL), 120 mg/12 mL (10 mg/mL), and 240 mg/24 mL (10 mg/mL) clear to opalescent, colorless to pale-yellow solution in a single-dose vial.

### **4 CONTRAINDICATIONS**

None.

### **5 WARNINGS AND PRECAUTIONS**

#### **5.1 Severe and Fatal Immune-Mediated Adverse Reactions**

OPDIVO is a monoclonal antibody that belongs to a class of drugs that bind to either the programmed death-receptor 1 (PD-1) or the PD-ligand 1 (PD-L1), blocking the PD-1/PD-L1 pathway, thereby removing inhibition of the immune response, potentially breaking peripheral tolerance and inducing immune-mediated adverse reactions. Important immune-mediated adverse reactions listed under Warnings and Precautions may not include all possible severe and fatal immune-mediated reactions.

Immune-mediated adverse reactions, which may be severe or fatal, can occur in any organ system or tissue. Immune-mediated adverse reactions can occur at any time after starting treatment with a PD-1/PD-L1 blocking antibody. While immune-mediated adverse reactions usually manifest during treatment with PD-1/PD-L1 blocking antibodies, immune-mediated adverse reactions can also manifest after discontinuation of PD-1/PD-L1 blocking antibodies.

Early identification and management of immune-mediated adverse reactions are essential to ensure safe use of PD-1/PD-L1 blocking antibodies. Monitor patients closely for symptoms and signs that may be clinical manifestations of underlying immune-mediated adverse reactions. Evaluate liver enzymes, creatinine, and thyroid function at baseline and periodically during treatment. In cases of suspected immune-mediated adverse reactions, initiate appropriate workup to exclude alternative etiologies, including infection. Institute medical management promptly, including specialty consultation as appropriate.

Withhold or permanently discontinue OPDIVO depending on severity [*see Dosage and Administration (2.3)*]. In general, if OPDIVO requires interruption or discontinuation, administer systemic corticosteroid therapy (1 to 2 mg/kg/day prednisone or equivalent) until improvement to Grade 1 or less. Upon improvement to Grade 1 or less, initiate corticosteroid taper and continue to

taper over at least 1 month. Consider administration of other systemic immunosuppressants in patients whose immune-mediated adverse reactions are not controlled with corticosteroid therapy.

Toxicity management guidelines for adverse reactions that do not necessarily require systemic steroids (e.g., endocrinopathies and dermatologic reactions) are discussed below.

### Immune-Mediated Pneumonitis

OPDIVO can cause immune-mediated pneumonitis, which is defined as requiring use of steroids and no clear alternate etiology. In patients treated with other PD-1/PD-L1 blocking antibodies, the incidence of pneumonitis is higher in patients who have received prior thoracic radiation.

#### *OPDIVO as a Single Agent*

Immune-mediated pneumonitis occurred in 3.1% (61/1994) of patients receiving OPDIVO as a single agent, including Grade 4 (<0.1%), Grade 3 (0.9%), and Grade 2 (2.1%) adverse reactions. Pneumonitis led to permanent discontinuation of OPDIVO in 1.1% and withholding of OPDIVO in 0.8% of patients.

Systemic corticosteroids were required in 100% (61/61) of patients with pneumonitis. Pneumonitis resolved in 84% of the 61 patients. Of the 15 patients in whom OPDIVO was withheld for pneumonitis, 14 reinitiated OPDIVO after symptom improvement; of these, 4 (29%) had recurrence of pneumonitis.

#### *OPDIVO with Ipilimumab*

*OPDIVO 3 mg/kg with Ipilimumab 1 mg/kg:* In NSCLC, immune-mediated pneumonitis occurred in 9% (50/576) of patients receiving OPDIVO 3 mg/kg every 2 weeks with ipilimumab 1 mg/kg every 6 weeks, including Grade 4 (0.5%), Grade 3 (3.5%), and Grade 2 (4.0%) immune-mediated pneumonitis. Four patients (0.7%) died due to pneumonitis. Immune-mediated pneumonitis led to permanent discontinuation of OPDIVO with ipilimumab in 5% of patients and withholding of OPDIVO with ipilimumab in 3.6% of patients.

Systemic corticosteroids were required in 100% of patients with pneumonitis. Pneumonitis resolved in 72% of the patients. Approximately 13% (2/16) of patients had recurrence of pneumonitis after reinitiation of OPDIVO with ipilimumab.

### Immune-Mediated Colitis

OPDIVO can cause immune-mediated colitis, defined as requiring use of corticosteroids and no clear alternate etiology. A common symptom included in the definition of colitis was diarrhea. Cytomegalovirus (CMV) infection/reactivation has been reported in patients with corticosteroid-refractory immune-mediated colitis. In cases of corticosteroid-refractory colitis, consider repeating infectious workup to exclude alternative etiologies.

#### *OPDIVO as a Single Agent*

Immune-mediated colitis occurred in 2.9% (58/1994) of patients receiving OPDIVO as a single agent, including Grade 3 (1.7%) and Grade 2 (1%) adverse reactions. Colitis led to permanent discontinuation of OPDIVO in 0.7% and withholding of OPDIVO in 0.9% of patients.

Systemic corticosteroids were required in 100% (58/58) of patients with colitis. Four patients required addition of infliximab to high-dose corticosteroids. Colitis resolved in 86% of the 58 patients. Of the 18 patients in whom OPDIVO was withheld for colitis, 16 reinitiated OPDIVO after symptom improvement; of these, 12 (75%) had recurrence of colitis.

#### *OPDIVO with Ipilimumab*

*OPDIVO 1 mg/kg with Ipilimumab 3 mg/kg:* Immune-mediated colitis occurred in 25% (115/456) of patients with melanoma or HCC receiving OPDIVO 1 mg/kg with ipilimumab 3 mg/kg every 3 weeks, including Grade 4 (0.4%), Grade 3 (14%), and Grade 2 (8%) adverse reactions. Colitis led to permanent discontinuation of OPDIVO with ipilimumab in 14% and withholding of OPDIVO with ipilimumab in 4.4% of patients.

Systemic corticosteroids were required in 100% (115/115) of patients with colitis. Approximately 23% of patients required addition of infliximab to high-dose corticosteroids. Colitis resolved in 93% of the 115 patients. Of the 20 patients in whom OPDIVO with ipilimumab was withheld for colitis, 16 reinitiated treatment after symptom improvement; of these, 9 (56%) had recurrence of colitis.

*OPDIVO 3 mg/kg with Ipilimumab 1 mg/kg:* Immune-mediated colitis occurred in 9% (60/666) of patients with RCC or CRC receiving OPDIVO 3 mg/kg with ipilimumab 1 mg/kg every 3 weeks, including Grade 3 (4.4%) and Grade 2 (3.7%) adverse reactions. Colitis led to permanent discontinuation of OPDIVO with ipilimumab in 3.2% and withholding of OPDIVO with ipilimumab in 2.7% of patients with RCC or CRC.

Systemic corticosteroids were required in 100% (60/60) of patients with colitis. Approximately 23% of patients with immune-mediated colitis required addition of infliximab to high-dose corticosteroids. Colitis resolved in 95% of the 60 patients. Of the 18 patients in whom OPDIVO with ipilimumab was withheld for colitis, 16 reinitiated treatment after symptom improvement; of these, 10 (63%) had recurrence of colitis.

#### Immune-Mediated Hepatitis and Hepatotoxicity

OPDIVO can cause immune-mediated hepatitis, defined as requiring the use of corticosteroids and no clear alternate etiology.

#### *OPDIVO as a Single Agent*

Immune-mediated hepatitis occurred in 1.8% (35/1994) of patients receiving OPDIVO as a single agent, including Grade 4 (0.2%), Grade 3 (1.3%), and Grade 2 (0.4%) adverse reactions. Hepatitis led to permanent discontinuation of OPDIVO in 0.7% and withholding of OPDIVO in 0.6% of patients.

Systemic corticosteroids were required in 100% (35/35) of patients with hepatitis. Two patients required the addition of mycophenolic acid to high-dose corticosteroids. Hepatitis resolved in 91% of the 35 patients. Of the 12 patients in whom OPDIVO was withheld for hepatitis, 11 reinitiated OPDIVO after symptom improvement; of these, 9 (82%) had recurrence of hepatitis.

### *OPDIVO with Ipilimumab*

**OPDIVO 1 mg/kg with Ipilimumab 3 mg/kg:** Immune-mediated hepatitis occurred in 15% (70/456) of patients with melanoma or HCC receiving OPDIVO 1 mg/kg with ipilimumab 3 mg/kg every 3 weeks, including Grade 4 (2.4%), Grade 3 (11%), and Grade 2 (1.8%) adverse reactions. Immune-mediated hepatitis led to permanent discontinuation of OPDIVO with ipilimumab in 8% or withholding of OPDIVO with ipilimumab in 3.5% of patients.

Systemic corticosteroids were required in 100% (70/70) of patients with hepatitis. Approximately 9% of patients with immune-mediated hepatitis required the addition mycophenolic acid to high-dose corticosteroids. Hepatitis resolved in 91% of the 70 patients. Of the 16 patients in whom OPDIVO with ipilimumab was withheld for hepatitis, 14 reinitiated treatment after symptom improvement; of these, 8 (57%) had recurrence of hepatitis.

**OPDIVO 3 mg/kg with Ipilimumab 1 mg/kg:** Immune-mediated hepatitis occurred in 7% (48/666) of patients with RCC or CRC receiving OPDIVO 3 mg/kg with ipilimumab 1 mg/kg every 3 weeks, including Grade 4 (1.2%), Grade 3 (4.9%), and Grade 2 (0.4%) adverse reactions. Immune-mediated hepatitis led to permanent discontinuation of OPDIVO with ipilimumab in 3.6% and withholding of OPDIVO with ipilimumab in 2.6% of patients with RCC or CRC.

Systemic corticosteroids were required in 100% (48/48) of patients with hepatitis. Approximately 19% of patients with immune-mediated hepatitis required addition of mycophenolic acid to high-dose corticosteroids. Hepatitis resolved in 88% of the 48 patients. Of the 17 patients in whom OPDIVO with ipilimumab was withheld for hepatitis, 14 reinitiated treatment after symptom improvement; of these, 10 (71%) had recurrence of hepatitis.

### *OPDIVO with Cabozantinib*

OPDIVO in combination with cabozantinib can cause hepatic toxicity with higher frequencies of Grade 3 and 4 ALT and AST elevations compared to OPDIVO alone. Monitor liver enzymes before initiation of and periodically throughout treatment. Consider more frequent monitoring of liver enzymes as compared to when the drugs are administered as single agents. For elevated liver enzymes, interrupt OPDIVO and cabozantinib and consider administering corticosteroids [*see Dosage and Administration (2.3)*].

With the combination of OPDIVO and cabozantinib, Grades 3 and 4 increased ALT or AST were seen in 11% of patients [*see Adverse Reactions (6.1)*]. ALT or AST >3 times ULN (Grade  $\geq 2$ ) was reported in 83 patients, of whom 23 (28%) received systemic corticosteroids; ALT or AST resolved to Grades 0-1 in 74 (89%). Among the 44 patients with Grade  $\geq 2$  increased ALT or AST who were rechallenged with either OPDIVO (n=11) or cabozantinib (n=9) administered as a single agent or with both (n=24), recurrence of Grade  $\geq 2$  increased ALT or AST was observed in 2 patients receiving OPDIVO, 2 patients receiving cabozantinib, and 7 patients receiving both OPDIVO and cabozantinib.

## Immune-Mediated Endocrinopathies

### *Adrenal Insufficiency*

OPDIVO can cause primary or secondary adrenal insufficiency. For grade 2 or higher adrenal insufficiency, initiate symptomatic treatment, including hormone replacement as clinically indicated. Withhold OPDIVO depending on severity [see *Dosage and Administration (2.3)*].

### *OPDIVO as a Single Agent*

Adrenal insufficiency occurred in 1% (20/1994) of patients receiving OPDIVO as a single agent, including Grade 3 (0.4%) and Grade 2 (0.6%) adverse reactions. Adrenal insufficiency led to permanent discontinuation of OPDIVO in 0.1% and withholding of OPDIVO in 0.4% of patients.

Approximately 85% of patients with adrenal insufficiency received hormone replacement therapy. Systemic corticosteroids were required in 90% (18/20) of patients with adrenal insufficiency. Adrenal insufficiency resolved in 35% of the 20 patients. Of the 8 patients in whom OPDIVO was withheld for adrenal insufficiency, 4 reinitiated OPDIVO after symptom improvement and all required hormone replacement therapy for their ongoing adrenal insufficiency.

### *OPDIVO with Ipilimumab*

**OPDIVO 1 mg/kg with Ipilimumab 3 mg/kg:** Adrenal insufficiency occurred in 8% (35/456) of patients with melanoma or HCC receiving OPDIVO 1 mg/kg with ipilimumab 3 mg/kg every 3 weeks, including Grade 4 (0.2%), Grade 3 (2.4%), and Grade 2 (4.2%) adverse reactions. Adrenal insufficiency led to permanent discontinuation of OPDIVO with ipilimumab in 0.4% and withholding of OPDIVO with ipilimumab in 2.0% of patients.

Approximately 71% (25/35) of patients with adrenal insufficiency received hormone replacement therapy, including systemic corticosteroids. Adrenal insufficiency resolved in 37% of the 35 patients. Of the 9 patients in whom OPDIVO with ipilimumab was withheld for adrenal insufficiency, 7 reinitiated treatment after symptom improvement and all required hormone replacement therapy for their ongoing adrenal insufficiency.

**OPDIVO 3 mg/kg with Ipilimumab 1 mg/kg:** Adrenal insufficiency occurred in 7% (48/666) of patients with RCC or CRC who received OPDIVO 3 mg/kg with ipilimumab 1 mg/kg every 3 weeks, including Grade 4 (0.3%), Grade 3 (2.5%), and Grade 2 (4.1%) adverse reactions. Adrenal insufficiency led to permanent discontinuation of OPDIVO with ipilimumab in 1.2% and withholding of OPDIVO with ipilimumab in 2.1% of patients with RCC or CRC.

Approximately 94% (45/48) of patients with adrenal insufficiency received hormone replacement therapy, including systemic corticosteroids. Adrenal insufficiency resolved in 29% of the 48 patients. Of the 14 patients in whom OPDIVO with ipilimumab was withheld for adrenal insufficiency, 11 reinitiated treatment after symptom improvement; of these, all received hormone replacement therapy and 2 (18%) had recurrence of adrenal insufficiency.

### *OPDIVO with Cabozantinib*

Adrenal insufficiency occurred in 4.7% (15/320) of patients with RCC who received OPDIVO with cabozantinib, including Grade 3 (2.2%), and Grade 2 (1.9%) adverse reactions. Adrenal

insufficiency led to permanent discontinuation of OPDIVO and cabozantinib in 0.9% and withholding of OPDIVO and cabozantinib in 2.8% of patients with RCC.

Approximately 80% (12/15) of patients with adrenal insufficiency received hormone replacement therapy, including systemic corticosteroids. Adrenal insufficiency resolved in 27% (n=4) of the 15 patients. Of the 9 patients in whom OPDIVO with cabozantinib was withheld for adrenal insufficiency, 6 reinstated treatment after symptom improvement; of these, all (n=6) received hormone replacement therapy and 2 had recurrence of adrenal insufficiency.

### *Hypophysitis*

OPDIVO can cause immune-mediated hypophysitis. Hypophysitis can present with acute symptoms associated with mass effect such as headache, photophobia, or visual field defects. Hypophysitis can cause hypopituitarism. Initiate hormone replacement as clinically indicated. Withhold or permanently discontinue OPDIVO depending on severity [see *Dosage and Administration* (2.3)].

### *OPDIVO as a Single Agent*

Hypophysitis occurred in 0.6% (12/1994) of patients receiving OPDIVO as a single agent, including Grade 3 (0.2%) and Grade 2 (0.3%) adverse reactions. Hypophysitis led to permanent discontinuation of OPDIVO in <0.1% and withholding of OPDIVO in 0.2% of patients.

Approximately 67% (8/12) of patients with hypophysitis received hormone replacement therapy, including systemic corticosteroids. Hypophysitis resolved in 42% of the 12 patients. Of the 3 patients in whom OPDIVO was withheld for hypophysitis, 2 reinitiated OPDIVO after symptom improvement; of these, none had recurrence of hypophysitis.

### *OPDIVO with Ipilimumab*

**OPDIVO 1 mg/kg with Ipilimumab 3 mg/kg:** Hypophysitis occurred in 9% (42/456) of patients with melanoma or HCC receiving OPDIVO 1 mg/kg with ipilimumab 3 mg/kg every 3 weeks, including Grade 3 (2.4%) and Grade 2 (6%) adverse reactions. Hypophysitis led to permanent discontinuation of OPDIVO with ipilimumab in 0.9% and withholding of OPDIVO with ipilimumab in 4.2% of patients.

Approximately 86% of patients with hypophysitis received hormone replacement therapy. Systemic corticosteroids were required in 88% (37/42) of patients with hypophysitis. Hypophysitis resolved in 38% of the 42 patients. Of the 19 patients in whom OPDIVO with ipilimumab was withheld for hypophysitis, 9 reinitiated treatment after symptom improvement; of these, 1 (11%) had recurrence of hypophysitis.

**OPDIVO 3 mg/kg with Ipilimumab 1 mg/kg:** Hypophysitis occurred in 4.4% (29/666) of patients with RCC or CRC receiving OPDIVO 3 mg/kg with ipilimumab 1 mg/kg every 3 weeks, including Grade 4 (0.3%), Grade 3 (2.4%), and Grade 2 (0.9%) adverse reactions. Hypophysitis led to permanent discontinuation of OPDIVO with ipilimumab in 1.2% and withholding of OPDIVO with ipilimumab in 2.1% of patients with RCC or CRC.

Approximately 72% (21/29) of patients with hypophysitis received hormone replacement therapy, including systemic corticosteroids. Hypophysitis resolved in 59% of the 29 patients. Of the 14 patients in whom OPDIVO with ipilimumab was withheld for hypophysitis, 11 reinitiated treatment after symptom improvement; of these, 2 (18%) had recurrence of hypophysitis.

### *Thyroid Disorders*

OPDIVO can cause immune-mediated thyroid disorders. Thyroiditis can present with or without endocrinopathy. Hypothyroidism can follow hyperthyroidism. Initiate hormone replacement or medical management as clinically indicated. Withhold or permanently discontinue OPDIVO depending on severity [see *Dosage and Administration (2.3)*].

### *Thyroiditis*

#### *OPDIVO as a Single Agent*

Thyroiditis occurred in 0.6% (12/1994) of patients receiving OPDIVO as a single agent, including Grade 2 (0.2%) adverse reactions. Thyroiditis led to permanent discontinuation of OPDIVO in no patients and withholding of OPDIVO in 0.2% of patients.

Systemic corticosteroids were required in 17% (2/12) of patients with thyroiditis. Thyroiditis resolved in 58% of the 12 patients. Of the 3 patients in whom OPDIVO was withheld for thyroiditis, 1 reinitiated OPDIVO after symptom improvement without recurrence of thyroiditis.

### *Hyperthyroidism*

#### *OPDIVO as a Single Agent*

Hyperthyroidism occurred in 2.7% (54/1994) of patients receiving OPDIVO as a single agent, including Grade 3 (<0.1%) and Grade 2 (1.2%) adverse reactions. Hyperthyroidism led to the permanent discontinuation of OPDIVO in no patients and withholding of OPDIVO in 0.4% of patients.

Approximately 19% of patients with hyperthyroidism received methimazole, 7% received carbimazole, and 4% received propylthiouracil. Systemic corticosteroids were required in 9% (5/54) of patients. Hyperthyroidism resolved in 76% of the 54 patients. Of the 7 patients in whom OPDIVO was withheld for hyperthyroidism, 4 reinitiated OPDIVO after symptom improvement; of these, none had recurrence of hyperthyroidism.

### *OPDIVO with Ipilimumab*

**OPDIVO 1 mg/kg with Ipilimumab 3 mg/kg:** Hyperthyroidism occurred in 9% (42/456) of patients with melanoma or HCC who received OPDIVO 1 mg/kg with ipilimumab 3 mg/kg every 3 weeks, including Grade 3 (0.9%) and Grade 2 (4.2%) adverse reactions. Hyperthyroidism led to the permanent discontinuation of OPDIVO with ipilimumab in no patients and withholding of OPDIVO with ipilimumab in 2.4% of patients.

Approximately 26% of patients with hyperthyroidism received methimazole and 21% received carbimazole. Systemic corticosteroids were required in 17% (7/42) of patients. Hyperthyroidism resolved in 91% of the 42 patients. Of the 11 patients in whom OPDIVO with ipilimumab was

withheld for hyperthyroidism, 8 reinitiated treatment after symptom improvement; of these, 1 (13%) had recurrence of hyperthyroidism.

**OPDIVO 3 mg/kg with Ipilimumab 1 mg/kg:** Hyperthyroidism occurred in 12% (80/666) of patients with RCC or CRC who received OPDIVO 3 mg/kg with ipilimumab 1 mg/kg every 3 weeks, including Grade 3 (0.6%) and Grade 2 (4.5%) adverse reactions. Hyperthyroidism led to permanent discontinuation of OPDIVO with ipilimumab in no patients and withholding of OPDIVO with ipilimumab in 2.3% of patients with RCC or CRC.

Of the 80 patients with RCC or CRC who developed hyperthyroidism, approximately 16% received methimazole and 3% received carbimazole. Systemic corticosteroids were required in 20% (16/80) of patients with hyperthyroidism. Hyperthyroidism resolved in 85% of the 80 patients. Of the 15 patients in whom OPDIVO with ipilimumab was withheld for hyperthyroidism, 11 reinitiated treatment after symptom improvement; of these, 3 (27%) had recurrence of hyperthyroidism.

### *Hypothyroidism*

#### *OPDIVO as a Single Agent*

Hypothyroidism occurred in 8% (163/1994) of patients receiving OPDIVO as a single agent, including Grade 3 (0.2%) and Grade 2 (4.8%) adverse reactions. Hypothyroidism led to the permanent discontinuation of OPDIVO in no patients and withholding of OPDIVO in 0.5% of patients.

Approximately 79% of patients with hypothyroidism received levothyroxine. Systemic corticosteroids were required in 3.1% (5/163) of patients with hypothyroidism. Hypothyroidism resolved in 35% of the 163 patients. Of the 9 patients in whom OPDIVO was withheld for hypothyroidism, 3 reinitiated OPDIVO after symptom improvement; of these, 1 (33%) had recurrence of hypothyroidism.

#### *OPDIVO with Ipilimumab*

**OPDIVO 1 mg/kg with Ipilimumab 3 mg/kg:** Hypothyroidism occurred in 20% (91/456) of patients with melanoma or HCC receiving OPDIVO 1 mg/kg with ipilimumab 3 mg/kg every 3 weeks, including Grade 3 (0.4%) and Grade 2 (11%) adverse reactions. Hypothyroidism led to the permanent discontinuation of OPDIVO with ipilimumab in 0.9% and withholding of OPDIVO with ipilimumab in 0.9% of patients.

Approximately 89% of patients with hypothyroidism received levothyroxine. Systemic corticosteroids were required in 2.2% (2/91) of patients with hypothyroidism. Hypothyroidism resolved in 41% of the 91 patients. Of the 4 patients in whom OPDIVO with ipilimumab was withheld for hypothyroidism, 2 reinitiated treatment after symptom improvement; of these, none had recurrence of hypothyroidism.

**OPDIVO 3 mg/kg with Ipilimumab 1 mg/kg:** Hypothyroidism occurred in 18% (122/666) of patients with RCC or CRC who received OPDIVO 3 mg/kg and ipilimumab 1 mg/kg every 3 weeks, including Grade 3 (0.6%) and Grade 2 (11%) adverse reactions. Hypothyroidism led to

permanent discontinuation of OPDIVO with ipilimumab in 0.2% and withholding of OPDIVO with ipilimumab in 1.4% of patients with RCC or CRC.

Of the 122 patients with RCC or CRC who developed hypothyroidism, approximately 82% received levothyroxine. Systemic corticosteroids were required in 7% (9/122) of patients with hypothyroidism. Hypothyroidism resolved in 27% of the 122 patients. Of the 9 patients in whom OPDIVO with ipilimumab was withheld for hypothyroidism, 5 reinitiated treatment after symptom improvement; of these, 1 (20%) had recurrence of hypothyroidism.

#### ***Type 1 Diabetes Mellitus, which can present with Diabetic Ketoacidosis***

Monitor patients for hyperglycemia or other signs and symptoms of diabetes. Initiate treatment with insulin as clinically indicated. Withhold OPDIVO depending on severity [see *Dosage and Administration (2.3)*].

#### ***OPDIVO as a Single Agent***

Diabetes occurred in 0.9% (17/1994) of patients receiving OPDIVO as a single agent, including Grade 3 (0.4%) and Grade 2 (0.3%) adverse reactions, and two cases of diabetic ketoacidosis. Diabetes led to the permanent discontinuation of OPDIVO in no patients and withholding of OPDIVO in 0.1% of patients.

No patients (0/17) with diabetes required systemic corticosteroids. Diabetes resolved in 29% of the 17 patients. Of the 2 patients in whom OPDIVO was withheld for diabetes, both reinitiated OPDIVO after symptom improvement; of these, neither had recurrence of diabetes.

#### **Immune-Mediated Nephritis with Renal Dysfunction**

OPDIVO can cause immune-mediated nephritis, which is defined as requiring use of steroids and no clear alternate etiology.

#### ***OPDIVO as a Single Agent***

Immune-mediated nephritis and renal dysfunction occurred in 1.2% (23/1994) of patients receiving OPDIVO as a single agent, including Grade 4 (<0.1%), Grade 3 (0.5%), and Grade 2 (0.6%) adverse reactions. Immune-mediated nephritis and renal dysfunction led to permanent discontinuation of OPDIVO in 0.3% and withholding of OPDIVO in 0.4% of patients.

Systemic corticosteroids were required in 100% (23/23) of patients with nephritis and renal dysfunction. Nephritis and renal dysfunction resolved in 78% of the 23 patients. Of the 7 patients in whom OPDIVO was withheld for nephritis or renal dysfunction, 7 reinitiated OPDIVO after symptom improvement; of these, 1 (14%) had recurrence of nephritis or renal dysfunction.

#### **Immune-Mediated Dermatologic Adverse Reactions**

OPDIVO can cause immune-mediated rash or dermatitis, defined as requiring the use of steroids and no clear alternate etiology. Exfoliative dermatitis, including Stevens-Johnson Syndrome, toxic epidermal necrolysis (TEN), and DRESS (Drug Rash with Eosinophilia and Systemic Symptoms) has occurred with PD-1/PD-L1 blocking antibodies. Topical emollients and/or topical

corticosteroids may be adequate to treat mild to moderate non-exfoliative rashes. Withhold or permanently discontinue OPDIVO depending on severity [see *Dosage and Administration (2.3)*].

### ***OPDIVO as a Single Agent***

Immune-mediated rash occurred in 9% (171/1994) of patients, including Grade 3 (1.1%) and Grade 2 (2.2%) adverse reactions. Immune-mediated rash led to permanent discontinuation of OPDIVO in 0.3% and withholding of OPDIVO in 0.5% of patients.

Systemic corticosteroids were required in 100% (171/171) of patients with immune-mediated rash. Rash resolved in 72% of the 171 patients. Of the 10 patients in whom OPDIVO was withheld for immune-mediated rash, 9 reinitiated OPDIVO after symptom improvement; of these, 3 (33%) had recurrence of immune-mediated rash.

### ***OPDIVO with Ipilimumab***

***OPDIVO 1 mg/kg with Ipilimumab 3 mg/kg:*** Immune-mediated rash occurred in 28% (127/456) of patients with melanoma or HCC receiving OPDIVO 1 mg/kg with ipilimumab 3 mg/kg every 3 weeks, including Grade 3 (4.8%) and Grade 2 (10%) adverse reactions. Immune-mediated rash led to permanent discontinuation of OPDIVO with ipilimumab in 0.4% and withholding of OPDIVO with ipilimumab in 3.9% of patients.

Systemic corticosteroids were required in 100% (127/127) of patients with immune-mediated rash. Rash resolved in 84% of the 127 patients. Of the 18 patients in whom OPDIVO with ipilimumab was withheld for immune-mediated rash, 15 reinitiated treatment after symptom improvement; of these, 8 (53%) had recurrence of immune-mediated rash.

***OPDIVO 3 mg/kg with Ipilimumab 1 mg/kg:*** Immune-mediated rash occurred in 16% (108/666) of patients with RCC or CRC who received OPDIVO 3 mg/kg with ipilimumab 1 mg/kg every 3 weeks, including Grade 3 (3.5%) and Grade 2 (4.2%) adverse reactions. Immune-mediated rash led to permanent discontinuation of OPDIVO with ipilimumab in 0.5% of patients and withholding of OPDIVO with ipilimumab in 2.0% of patients with RCC or CRC.

Systemic corticosteroids were required in 100% (108/108) of patients with immune-mediated rash. Rash resolved in 75% of the 108 patients. Of the 13 patients in whom OPDIVO with ipilimumab was withheld for immune-mediated rash, 11 reinitiated treatment after symptom improvement; of these, 5 (46%) had recurrence of immune-mediated rash.

### **Other Immune-Mediated Adverse Reactions**

The following clinically significant immune-mediated adverse reactions occurred at an incidence of <1% (unless otherwise noted) in patients who received OPDIVO or OPDIVO in combination with ipilimumab, or were reported with the use of other PD-1/PD-L1 blocking antibodies. Severe or fatal cases have been reported for some of these adverse reactions.

***Cardiac/Vascular:*** Myocarditis, pericarditis, vasculitis

***Nervous System:*** Meningitis, encephalitis, myelitis and demyelination, myasthenic syndrome/myasthenia gravis (including exacerbation), Guillain-Barre syndrome, nerve paresis, autoimmune neuropathy

*Ocular:* Uveitis, iritis, and other ocular inflammatory toxicities can occur. Some cases can be associated with retinal detachment. Various grades of visual impairment, including blindness, can occur. If uveitis occurs in combination with other immune-mediated adverse reactions, consider a Vogt-Koyanagi-Harada-like syndrome, as this may require treatment with systemic steroids to reduce the risk of permanent vision loss

*Gastrointestinal:* Pancreatitis to include increases in serum amylase and lipase levels, gastritis, duodenitis

*Musculoskeletal and Connective Tissue:* Myositis/polymyositis, rhabdomyolysis, and associated sequelae including renal failure, arthritis, polymyalgia rheumatic

*Endocrine:* Hypoparathyroidism

*Other (Hematologic/Immune):* Hemolytic anemia, aplastic anemia, hemophagocytic lymphohistiocytosis, systemic inflammatory response syndrome, histiocytic necrotizing lymphadenitis (Kikuchi lymphadenitis), sarcoidosis, immune thrombocytopenic purpura, solid organ transplant rejection

## 5.2 Infusion-Related Reactions

OPDIVO can cause severe infusion-related reactions, which have been reported in <1.0% of patients in clinical trials. Discontinue OPDIVO in patients with severe or life-threatening infusion-related reactions. Interrupt or slow the rate of infusion in patients with mild or moderate infusion-related reactions [see *Dosage and Administration (2.3)*].

### OPDIVO as a Single Agent

In patients who received OPDIVO as a 60-minute intravenous infusion, infusion-related reactions occurred in 6.4% (127/1994) of patients.

In a trial assessing the pharmacokinetics and safety of a more rapid infusion, in which patients received OPDIVO as a 60-minute intravenous infusion or a 30-minute intravenous infusion, infusion-related reactions occurred in 2.2% (8/368) and 2.7% (10/369) of patients, respectively. Additionally, 0.5% (2/368) and 1.4% (5/369) of patients, respectively, experienced adverse reactions within 48 hours of infusion that led to dose delay, permanent discontinuation, or withholding of OPDIVO.

### OPDIVO with Ipilimumab

#### *OPDIVO 1 mg/kg with Ipilimumab 3 mg/kg*

Infusion-related reactions occurred in 2.5% (10/407) of patients with melanoma and in 8% (4/49) of patients with HCC who received OPDIVO 1 mg/kg with ipilimumab 3 mg/kg every 3 weeks.

#### *OPDIVO 3 mg/kg with Ipilimumab 1 mg/kg*

Infusion-related reactions occurred in 5.1% (28/547) of patients with RCC and 4.2% (5/119) of patients with CRC who received OPDIVO 3 mg/kg with ipilimumab 1 mg/kg every 3 weeks, respectively. Infusion-related reactions occurred in 12% (37/300) of patients with malignant pleural mesothelioma who received OPDIVO 3 mg/kg every 2 weeks with ipilimumab 1 mg/kg every 6 weeks.

### **5.3 Complications of Allogeneic Hematopoietic Stem Cell Transplantation**

Fatal and other serious complications can occur in patients who receive allogeneic hematopoietic stem cell transplantation (HSCT) before or after being treated with a PD-1 receptor blocking antibody. Transplant-related complications include hyperacute graft-versus-host-disease (GVHD), acute GVHD, chronic GVHD, hepatic veno-occlusive disease (VOD) after reduced intensity conditioning, and steroid-requiring febrile syndrome (without an identified infectious cause) [see *Adverse Reactions (6.1)*]. These complications may occur despite intervening therapy between PD-1 blockade and allogeneic HSCT.

Follow patients closely for evidence of transplant-related complications and intervene promptly. Consider the benefit versus risks of treatment with a PD-1 receptor blocking antibody prior to or after an allogeneic HSCT.

### **5.4 Embryo-Fetal Toxicity**

Based on its mechanism of action and data from animal studies, OPDIVO can cause fetal harm when administered to a pregnant woman. In animal reproduction studies, administration of nivolumab to cynomolgus monkeys from the onset of organogenesis through delivery resulted in increased abortion and premature infant death. Advise pregnant women of the potential risk to a fetus. Advise females of reproductive potential to use effective contraception during treatment with OPDIVO and for at least 5 months after the last dose [see *Use in Specific Populations (8.1, 8.3)*].

### **5.5 Increased Mortality in Patients with Multiple Myeloma when OPDIVO Is Added to a Thalidomide Analogue and Dexamethasone**

In randomized clinical trials in patients with multiple myeloma, the addition of a PD-1 blocking antibody, including OPDIVO, to a thalidomide analogue plus dexamethasone, a use for which no PD-1 or PD-L1 blocking antibody is indicated, resulted in increased mortality. Treatment of patients with multiple myeloma with a PD-1 or PD-L1 blocking antibody in combination with a thalidomide analogue plus dexamethasone is not recommended outside of controlled clinical trials.

## **6 ADVERSE REACTIONS**

The following clinically significant adverse reactions are described elsewhere in the labeling.

- Severe and Fatal Immune-Mediated Adverse Reactions [see *Warnings and Precautions (5.1)*]
- Infusion-Related Reactions [see *Warnings and Precautions (5.2)*]
- Complications of Allogeneic HSCT [see *Warnings and Precautions (5.3)*]

### **6.1 Clinical Trials Experience**

Because clinical trials are conducted under widely varying conditions, adverse reaction rates observed in the clinical trials of a drug cannot be directly compared to rates in the clinical trials of another drug and may not reflect the rates observed in practice.

The data in WARNINGS AND PRECAUTIONS reflect exposure to OPDIVO as a single agent in 1994 patients enrolled in CHECKMATE-037, CHECKMATE-017, CHECKMATE-057, CHECKMATE-066, CHECKMATE-025, CHECKMATE-067, CHECKMATE-205, CHECKMATE-039 or a single-arm trial in NSCLC (n=117); OPDIVO 1 mg/kg with ipilimumab 3 mg/kg in patients enrolled in CHECKMATE-067 (n=313), CHECKMATE-040 (n=49), or

another randomized trial (n=94); OPDIVO 3 mg/kg administered with ipilimumab 1 mg/kg (n=666) in patients enrolled in CHECKMATE-214 or CHECKMATE-142; OPDIVO 3 mg/kg every 2 weeks with ipilimumab 1 mg/kg every 6 weeks in patients enrolled in CHECKMATE-227 (n=576) or CHECKMATE-743 (n=300); OPDIVO 360 mg with ipilimumab 1 mg/kg and 2 cycles of platinum-doublet chemotherapy in CHECKMATE-9LA (n=361); and OPDIVO 240 mg with cabozantinib 40 mg in patients enrolled in CHECKMATE-9ER (n=320).

### Unresectable or Metastatic Melanoma

#### *Previously Treated Metastatic Melanoma*

The safety of OPDIVO was evaluated in CHECKMATE-037, a randomized, open-label trial in 370 patients with unresectable or metastatic melanoma [see *Clinical Studies (14.1)*]. Patients had documented disease progression following treatment with ipilimumab and, if BRAF V600 mutation positive, a BRAF inhibitor. The trial excluded patients with autoimmune disease, prior ipilimumab-related Grade 4 adverse reactions (except for endocrinopathies) or Grade 3 ipilimumab-related adverse reactions that had not resolved or were inadequately controlled within 12 weeks of the initiating event, patients with a condition requiring chronic systemic treatment with corticosteroids (>10 mg daily prednisone equivalent) or other immunosuppressive medications, a positive test for hepatitis B or C, and a history of HIV. Patients received OPDIVO 3 mg/kg by intravenous infusion over 60 minutes every 2 weeks (n=268) or investigator's choice of chemotherapy (n=102): dacarbazine 1000 mg/m<sup>2</sup> intravenously every 3 weeks or carboplatin AUC 6 mg/mL/min and paclitaxel 175 mg/m<sup>2</sup> intravenously every 3 weeks. The median duration of exposure was 5.3 months (range: 1 day to 13.8+ months) in OPDIVO--treated patients and was 2 months (range: 1 day to 9.6+ months) in chemotherapy-treated patients. In this ongoing trial, 24% of patients received OPDIVO for >6 months and 3% of patients received OPDIVO for >1 year.

The population characteristics in the OPDIVO group and the chemotherapy group were similar: 66% male, median age 59.5 years, 98% White, baseline Eastern Cooperative Oncology Group (ECOG) performance status 0 (59%) or 1 (41%), 74% with M1c stage disease, 73% with cutaneous melanoma, 11% with mucosal melanoma, 73% received two or more prior therapies for advanced or metastatic disease, and 18% had brain metastasis. There were more patients in the OPDIVO group with elevated lactate dehydrogenase (LDH) at baseline (51% vs. 38%).

Serious adverse reactions occurred in 41% of patients receiving OPDIVO. OPDIVO was discontinued for adverse reactions in 9% of patients. Twenty-six percent of patients receiving OPDIVO had a dose interruption for an adverse reaction. Grade 3 and 4 adverse reactions occurred in 42% of patients receiving OPDIVO. The most frequent Grade 3 and 4 adverse reactions reported in 2% to <5% of patients receiving OPDIVO were abdominal pain, hyponatremia, increased aspartate aminotransferase, and increased lipase. The most common adverse reaction (reported in ≥20% of patients) was rash.

Tables 5 and 6 summarize the adverse reactions and laboratory abnormalities, respectively, in CHECKMATE-037.

**Table 5: Adverse Reactions Occurring in  $\geq 10\%$  of OPDIVO-Treated Patients and at a Higher Incidence than in the Chemotherapy Arm (Between Arm Difference of  $\geq 5\%$  All Grades or  $\geq 2\%$  Grades 3-4) - CHECKMATE-037**

Adverse Reaction	OPDIVO (n=268)		Chemotherapy (n=102)	
	All Grades (%)	Grades 3-4 (%)	All Grades (%)	Grades 3-4 (%)
<b>Skin and Subcutaneous Tissue</b>				
Rash <sup>a</sup>	21	0.4	7	0
Pruritus	19	0	3.9	0
<b>Respiratory, Thoracic and Mediastinal</b>				
Cough	17	0	6	0
<b>Infections</b>				
Upper respiratory tract infection <sup>b</sup>	11	0	2.0	0
<b>General</b>				
Peripheral edema	10	0	5	0

Toxicity was graded per NCI CTCAE v4.

<sup>a</sup> Includes maculopapular rash, erythematous rash, pruritic rash, follicular rash, macular rash, papular rash, pustular rash, vesicular rash, and acneiform dermatitis.

<sup>b</sup> Includes rhinitis, pharyngitis, and nasopharyngitis.

Clinically important adverse reactions in  $< 10\%$  of patients who received OPDIVO were:

*Cardiac Disorders:* ventricular arrhythmia

*Eye Disorders:* iridocyclitis

*General Disorders and Administration Site Conditions:* infusion-related reactions

*Investigations:* increased amylase, increased lipase

*Nervous System Disorders:* dizziness, peripheral and sensory neuropathy

*Skin and Subcutaneous Tissue Disorders:* exfoliative dermatitis, erythema multiforme, vitiligo, psoriasis

**Table 6: Laboratory Abnormalities Worsening from Baseline<sup>a</sup> Occurring in  $\geq 10\%$  of OPDIVO-Treated Patients and at a Higher Incidence than in the Chemotherapy Arm (Between Arm Difference of  $\geq 5\%$  All Grades or  $\geq 2\%$  Grades 3-4) - CHECKMATE-037**

Laboratory Abnormality	OPDIVO		Chemotherapy	
	All Grades (%)	Grades 3-4 (%)	All Grades (%)	Grades 3-4 (%)
Increased AST	28	2.4	12	1.0
Hyponatremia	25	5	18	1.1
Increased alkaline phosphatase	22	2.4	13	1.1
Increased ALT	16	1.6	5	0
Hyperkalemia	15	2.0	6	0

<sup>a</sup> Each test incidence is based on the number of patients who had both baseline and at least one on-study laboratory measurement available: OPDIVO group (range: 252 to 256 patients) and chemotherapy group (range: 94 to 96 patients).

*Previously Untreated Metastatic Melanoma*

*CHECKMATE-066*

The safety of OPDIVO was also evaluated in CHECKMATE-066, a randomized, double-blind, active-controlled trial in 411 previously untreated patients with BRAF V600 wild-type unresectable or metastatic melanoma [see *Clinical Studies (14.1)*]. The trial excluded patients with autoimmune disease and patients requiring chronic systemic treatment with corticosteroids (>10 mg daily prednisone equivalent) or other immunosuppressive medications. Patients received OPDIVO 3 mg/kg by intravenous infusion over 60 minutes every 2 weeks (n=206) or dacarbazine 1000 mg/m<sup>2</sup> intravenously every 3 weeks (n=205). The median duration of exposure was 6.5 months (range: 1 day to 16.6 months) in OPDIVO-treated patients. In this trial, 47% of patients received OPDIVO for >6 months and 12% of patients received OPDIVO for >1 year.

The trial population characteristics in the OPDIVO group and dacarbazine group: 59% male, median age 65 years, 99.5% White, 61% with M1c stage disease, 74% with cutaneous melanoma, 11% with mucosal melanoma, 4% with brain metastasis, and 37% with elevated LDH at baseline. There were more patients in the OPDIVO group with ECOG performance status 0 (71% vs. 59%).

Serious adverse reactions occurred in 36% of patients receiving OPDIVO. Adverse reactions led to permanent discontinuation of OPDIVO in 7% of patients and dose interruption in 26% of patients; no single type of adverse reaction accounted for the majority of OPDIVO discontinuations. Grade 3 and 4 adverse reactions occurred in 41% of patients receiving OPDIVO.

The most frequent Grade 3 and 4 adverse reactions reported in ≥2% of patients receiving OPDIVO were increased gamma-glutamyl transferase (3.9%) and diarrhea (3.4%). The most common adverse reactions (reported in ≥20% of patients and at a higher incidence than in the dacarbazine arm) were fatigue, musculoskeletal pain, rash, and pruritus.

Tables 7 and 8 summarize selected adverse reactions and laboratory abnormalities, respectively, in CHECKMATE-066.

**Table 7: Adverse Reactions Occurring in ≥10% of OPDIVO-Treated Patients and at a Higher Incidence than in the Dacarbazine Arm (Between Arm Difference of ≥5% All Grades or ≥2% Grades 3-4) - CHECKMATE-066**

Adverse Reaction	OPDIVO (n=206)		Dacarbazine (n=205)	
	All Grades (%)	Grades 3-4 (%)	All Grades (%)	Grades 3-4 (%)
<b>General</b>				
Fatigue	49	1.9	39	3.4
Edema <sup>a</sup>	12	1.5	4.9	0
<b>Musculoskeletal and Connective Tissue</b>				
Musculoskeletal pain <sup>b</sup>	32	2.9	25	2.4
<b>Skin and Subcutaneous Tissue</b>				
Rash <sup>c</sup>	28	1.5	12	0
Pruritus	23	0.5	12	0
Vitiligo	11	0	0.5	0
Erythema	10	0	2.9	0

**Table 7: Adverse Reactions Occurring in  $\geq 10\%$  of OPDIVO-Treated Patients and at a Higher Incidence than in the Dacarbazine Arm (Between Arm Difference of  $\geq 5\%$  All Grades or  $\geq 2\%$  Grades 3-4) - CHECKMATE-066**

Adverse Reaction	OPDIVO (n=206)		Dacarbazine (n=205)	
	All Grades (%)	Grades 3-4 (%)	All Grades (%)	Grades 3-4 (%)
<b>Infections</b>				
Upper respiratory tract infection <sup>d</sup>	17	0	6	0

Toxicity was graded per NCI CTCAE v4.

- <sup>a</sup> Includes periorbital edema, face edema, generalized edema, gravitational edema, localized edema, peripheral edema, pulmonary edema, and lymphedema.
- <sup>b</sup> Includes back pain, bone pain, musculoskeletal chest pain, musculoskeletal discomfort, myalgia, neck pain, pain in extremity, pain in jaw, and spinal pain.
- <sup>c</sup> Includes maculopapular rash, erythematous rash, pruritic rash, follicular rash, macular rash, papular rash, pustular rash, vesicular rash, dermatitis, allergic dermatitis, exfoliative dermatitis, acneiform dermatitis, drug eruption, and skin reaction.
- <sup>d</sup> Includes rhinitis, viral rhinitis, pharyngitis, and nasopharyngitis.

Clinically important adverse reactions in  $< 10\%$  of patients who received OPDIVO were:

*Nervous System Disorders:* peripheral neuropathy

**Table 8: Laboratory Abnormalities Worsening from Baseline<sup>a</sup> Occurring in  $\geq 10\%$  of OPDIVO-Treated Patients and at a Higher Incidence than in the Dacarbazine Arm (Between Arm Difference of  $\geq 5\%$  All Grades or  $\geq 2\%$  Grades 3-4) - CHECKMATE-066**

Laboratory Abnormality	OPDIVO		Dacarbazine	
	All Grades (%)	Grades 3-4 (%)	All Grades (%)	Grades 3-4 (%)
Increased ALT	25	3.0	19	0.5
Increased AST	24	3.6	19	0.5
Increased alkaline phosphatase	21	2.6	14	1.6
Increased bilirubin	13	3.1	6	0

<sup>a</sup> Each test incidence is based on the number of patients who had both baseline and at least one on-study laboratory measurement available: OPDIVO group (range: 194 to 197 patients) and dacarbazine group (range: 186 to 193 patients).

#### CHECKMATE-067

The safety of OPDIVO, administered with ipilimumab or as a single agent, was evaluated in CHECKMATE-067, a randomized (1:1:1), double-blind trial in 937 patients with previously untreated, unresectable or metastatic melanoma [see *Clinical Studies (14.1)*]. The trial excluded patients with autoimmune disease, a medical condition requiring systemic treatment with corticosteroids (more than 10 mg daily prednisone equivalent) or other immunosuppressive medication within 14 days of the start of study therapy, a positive test result for hepatitis B or C, or a history of HIV.

Patients were randomized to receive:

- OPDIVO 1 mg/kg over 60 minutes with ipilimumab 3 mg/kg by intravenous infusion every 3 weeks for 4 doses followed by OPDIVO as a single agent at a dose of 3 mg/kg by intravenous infusion over 60 minutes every 2 weeks (OPDIVO and ipilimumab arm; n=313), or

- OPDIVO 3 mg/kg by intravenous infusion over 60 minutes every 2 weeks (OPDIVO arm; n=313), or
- Ipilimumab 3 mg/kg by intravenous infusion every 3 weeks for up to 4 doses (ipilimumab arm; n=311).

The median duration of exposure to OPDIVO was 2.8 months (range: 1 day to 36.4 months) for the OPDIVO and ipilimumab arm and 6.6 months (range: 1 day to 36.0 months) for the OPDIVO arm. In the OPDIVO and ipilimumab arm, 39% were exposed to OPDIVO for  $\geq 6$  months and 30% exposed for  $>1$  year. In the OPDIVO arm, 53% were exposed for  $\geq 6$  months and 40% for  $>1$  year.

The population characteristics were: 65% male, median age 61 years, 97% White, baseline ECOG performance status 0 (73%) or 1 (27%), 93% with American Joint Committee on Cancer (AJCC) Stage IV disease, 58% with M1c stage disease; 36% with elevated LDH at baseline, 4% with a history of brain metastasis, and 22% had received adjuvant therapy.

Serious adverse reactions (74% and 44%), adverse reactions leading to permanent discontinuation (47% and 18%) or to dosing delays (58% and 36%), and Grade 3 or 4 adverse reactions (72% and 51%) all occurred more frequently in the OPDIVO and ipilimumab arm relative to the OPDIVO arm.

The most frequent ( $\geq 10\%$ ) serious adverse reactions in the OPDIVO and ipilimumab arm and the OPDIVO arm, respectively, were diarrhea (13% and 2.2%), colitis (10% and 1.9%), and pyrexia (10% and 1.0%). The most frequent adverse reactions leading to discontinuation of both drugs in the OPDIVO and ipilimumab arm and of OPDIVO in the OPDIVO arm, respectively, were colitis (10% and 0.6%), diarrhea (8% and 2.2%), increased ALT (4.8% and 1.0%), increased AST (4.5% and 0.6%), and pneumonitis (1.9% and 0.3%).

The most common ( $\geq 20\%$ ) adverse reactions in the OPDIVO and ipilimumab arm were fatigue, diarrhea, rash, nausea, pyrexia, pruritus, musculoskeletal pain, vomiting, decreased appetite, cough, headache, dyspnea, upper respiratory tract infection, arthralgia, and increased transaminases. The most common ( $\geq 20\%$ ) adverse reactions in the OPDIVO arm were fatigue, rash, musculoskeletal pain, diarrhea, nausea, cough, pruritus, upper respiratory tract infection, decreased appetite, headache, constipation, arthralgia, and vomiting.

Tables 9 and 10 summarize the incidence of adverse reactions and laboratory abnormalities, respectively, in CHECKMATE-067.

**Table 9: Adverse Reactions Occurring in  $\geq 10\%$  of Patients on the OPDIVO and Ipilimumab Arm or the OPDIVO Arm and at a Higher Incidence than in the Ipilimumab Arm (Between Arm Difference of  $\geq 5\%$  All Grades or  $\geq 2\%$  Grades 3-4) - CHECKMATE-067**

Adverse Reaction	OPDIVO and Ipilimumab (n=313)		OPDIVO (n=313)		Ipilimumab (n=311)	
	All Grades (%)	Grades 3-4 (%)	All Grades (%)	Grades 3-4 (%)	All Grades (%)	Grades 3-4 (%)
<b>General</b>						
Fatigue <sup>a</sup>	62	7	59	1.6	51	4.2
Pyrexia	40	1.6	16	0	18	0.6

**Table 9: Adverse Reactions Occurring in  $\geq 10\%$  of Patients on the OPDIVO and Ipilimumab Arm or the OPDIVO Arm and at a Higher Incidence than in the Ipilimumab Arm (Between Arm Difference of  $\geq 5\%$  All Grades or  $\geq 2\%$  Grades 3-4) - CHECKMATE-067**

Adverse Reaction	OPDIVO and Ipilimumab (n=313)		OPDIVO (n=313)		Ipilimumab (n=311)	
	All Grades (%)	Grades 3-4 (%)	All Grades (%)	Grades 3-4 (%)	All Grades (%)	Grades 3-4 (%)
<b>Gastrointestinal</b>						
Diarrhea	54	11	36	5	47	7
Nausea	44	3.8	30	0.6	31	1.9
Vomiting	31	3.8	20	1.0	17	1.6
<b>Skin and Subcutaneous Tissue</b>						
Rash <sup>b</sup>	53	6	40	1.9	42	3.5
Vitiligo	9	0	10	0.3	5	0
<b>Musculoskeletal and Connective Tissue</b>						
Musculoskeletal pain <sup>c</sup>	32	2.6	42	3.8	36	1.9
Arthralgia	21	0.3	21	1.0	16	0.3
<b>Metabolism and Nutrition</b>						
Decreased appetite	29	1.9	22	0	24	1.3
<b>Respiratory, Thoracic and Mediastinal</b>						
Cough/productive cough	27	0.3	28	0.6	22	0
Dyspnea/exertional dyspnea	24	2.9	18	1.3	17	0.6
<b>Infections</b>						
Upper respiratory tract infection <sup>d</sup>	23	0	22	0.3	17	0
<b>Endocrine</b>						
Hypothyroidism	19	0.6	11	0	5	0
Hyperthyroidism	11	1.3	6	0	1	0
<b>Investigations</b>						
Decreased weight	12	0	7	0	7	0.3
<b>Vascular</b>						
Hypertension <sup>e</sup>	7	2.2	11	5	9	2.3

Toxicity was graded per NCI CTCAE v4.

<sup>a</sup> Includes asthenia and fatigue.

<sup>b</sup> Includes pustular rash, dermatitis, acneiform dermatitis, allergic dermatitis, atopic dermatitis, bullous dermatitis, exfoliative dermatitis, psoriasiform dermatitis, drug eruption, exfoliative rash, erythematous rash, generalized rash, macular rash, maculopapular rash, morbilliform rash, papular rash, papulosquamous rash, and pruritic rash.

<sup>c</sup> Includes back pain, bone pain, musculoskeletal chest pain, musculoskeletal discomfort, myalgia, neck pain, pain in extremity, and spinal pain.

<sup>d</sup> Includes upper respiratory tract infection, nasopharyngitis, pharyngitis, and rhinitis.

<sup>e</sup> Includes hypertension and blood pressure increased.

Clinically important adverse reactions in  $< 10\%$  of patients who received OPDIVO with ipilimumab or OPDIVO as a single agent were:

*Gastrointestinal Disorders:* stomatitis, intestinal perforation

*Skin and Subcutaneous Tissue Disorders:* vitiligo

*Musculoskeletal and Connective Tissue Disorders:* myopathy, Sjogren’s syndrome, spondyloarthropathy, myositis (including polymyositis)

*Nervous System Disorders:* neuritis, peroneal nerve palsy

**Table 10: Laboratory Abnormalities Worsening from Baseline<sup>a</sup> Occurring in ≥20% of Patients Treated with OPDIVO with Ipilimumab or Single-Agent OPDIVO and at a Higher Incidence than in the Ipilimumab Arm (Between Arm Difference of ≥5% All Grades or ≥2% Grades 3-4) - CHECKMATE-067**

Laboratory Abnormality	OPDIVO and Ipilimumab		OPDIVO		Ipilimumab	
	All Grades (%)	Grade 3-4 (%)	All Grades (%)	Grade 3-4 (%)	All Grades (%)	Grade 3-4 (%)
<b>Chemistry</b>						
Increased ALT	55	16	25	3.0	29	2.7
Hyperglycemia	53	5.3	46	7	26	0
Increased AST	52	13	29	3.7	29	1.7
Hyponatremia	45	10	22	3.3	26	7
Increased lipase	43	22	32	12	24	7
Increased alkaline phosphatase	41	6	27	2.0	23	2.0
Hypocalcemia	31	1.1	15	0.7	20	0.7
Increased amylase	27	10	19	2.7	15	1.6
Increased creatinine	26	2.7	19	0.7	17	1.3
<b>Hematology</b>						
Anemia	52	2.7	41	2.6	41	6
Lymphopenia	39	5	41	4.9	29	4.0

<sup>a</sup> Each test incidence is based on the number of patients who had both baseline and at least one on-study laboratory measurement available: OPDIVO and ipilimumab (range: 75 to 297); OPDIVO (range: 81 to 306); ipilimumab (range: 61 to 301).

### Adjuvant Treatment of Melanoma

The safety of OPDIVO as a single agent was evaluated in CHECKMATE-238, a randomized (1:1), double-blind trial in 905 patients with completely resected Stage IIIB/C or Stage IV melanoma received OPDIVO 3 mg/kg by intravenous infusion over 60 minutes every 2 weeks (n=452) or ipilimumab 10 mg/kg by intravenous infusion every 3 weeks for 4 doses then every 12 weeks beginning at Week 24 for up to 1 year (n=453) [see *Clinical Studies (14.2)*]. The median duration of exposure was 11.5 months in OPDIVO-treated patients and was 2.7 months in ipilimumab-treated patients. In this ongoing trial, 74% of patients received OPDIVO for >6 months.

Serious adverse reactions occurred in 18% of OPDIVO-treated patients. Study therapy was discontinued for adverse reactions in 9% of OPDIVO-treated patients and 42% of ipilimumab-treated patients. Twenty-eight percent of OPDIVO-treated patients had at least one omitted dose for an adverse reaction. Grade 3 or 4 adverse reactions occurred in 25% of OPDIVO-treated patients.

The most frequent Grade 3 and 4 adverse reactions reported in ≥2% of OPDIVO-treated patients were diarrhea and increased lipase and amylase. The most common adverse reactions (at least 20%) were fatigue, diarrhea, rash, musculoskeletal pain, pruritus, headache, nausea, upper

respiratory infection, and abdominal pain. The most common immune-mediated adverse reactions were rash (16%), diarrhea/colitis (6%), and hepatitis (3%).

Tables 11 and 12 summarize the adverse reactions and laboratory abnormalities, respectively, in CHECKMATE-238.

**Table 11: Adverse Reactions Occurring in ≥10% of OPDIVO-Treated Patients - CHECKMATE-238**

Adverse Reaction	OPDIVO (n=452)		Ipilimumab 10 mg/kg (n=453)	
	All Grades (%)	Grades 3-4 (%)	All Grades (%)	Grades 3-4 (%)
<b>General</b>				
Fatigue <sup>a</sup>	57	0.9	55	2.4
<b>Gastrointestinal</b>				
Diarrhea	37	2.4	55	11
Nausea	23	0.2	28	0
Abdominal pain <sup>b</sup>	21	0.2	23	0.9
Constipation	10	0	9	0
<b>Skin and Subcutaneous Tissue</b>				
Rash <sup>c</sup>	35	1.1	47	5.3
Pruritus	28	0	37	1.1
<b>Musculoskeletal and Connective Tissue</b>				
Musculoskeletal pain <sup>d</sup>	32	0.4	27	0.4
Arthralgia	19	0.4	13	0.4
<b>Nervous System</b>				
Headache	23	0.4	31	2.0
Dizziness <sup>e</sup>	11	0	8	0
<b>Infections</b>				
Upper respiratory tract infection <sup>f</sup>	22	0	15	0.2
<b>Respiratory, Thoracic and Mediastinal</b>				
Cough/productive cough	19	0	19	0
Dyspnea/exertional dyspnea	10	0.4	10	0.2
<b>Endocrine</b>				
Hypothyroidism <sup>g</sup>	12	0.2	7.5	0.4

Toxicity was graded per NCI CTCAE v4.

<sup>a</sup> Includes asthenia.

<sup>b</sup> Includes abdominal discomfort, lower abdominal pain, upper abdominal pain, and abdominal tenderness.

<sup>c</sup> Includes dermatitis described as acneiform, allergic, bullous, or exfoliative and rash described as generalized, erythematous, macular, papular, maculopapular, pruritic, pustular, vesicular, or butterfly, and drug eruption.

<sup>d</sup> Includes back pain, bone pain, musculoskeletal chest pain, musculoskeletal discomfort, myalgia, neck pain, spinal pain, and pain in extremity.

<sup>e</sup> Includes postural dizziness and vertigo.

<sup>f</sup> Includes upper respiratory tract infection including viral respiratory tract infection, lower respiratory tract infection, rhinitis, pharyngitis, and nasopharyngitis.

<sup>g</sup> Includes secondary hypothyroidism and autoimmune hypothyroidism.

**Table 12: Laboratory Abnormalities Worsening from Baseline<sup>a</sup> Occurring in ≥10% of OPDIVO-Treated Patients - CHECKMATE-238**

Laboratory Abnormality	OPDIVO		Ipilimumab 10 mg/kg	
	All Grades (%)	Grades 3-4 (%)	All Grades (%)	Grades 3-4 (%)
<b>Hematology</b>				
Lymphopenia	27	0.4	12	0.9
Anemia	26	0	34	0.5
Leukopenia	14	0	2.7	0.2
Neutropenia	13	0	6	0.5
<b>Chemistry</b>				
Increased Lipase	25	7	23	9
Increased ALT	25	1.8	40	12
Increased AST	24	1.3	33	9
Increased Amylase	17	3.3	13	3.1
Hyponatremia	16	1.1	22	3.2
Hyperkalemia	12	0.2	9	0.5
Increased Creatinine	12	0	13	0
Hypocalcemia	10	0.7	16	0.5

<sup>a</sup> Each test incidence is based on the number of patients who had both baseline and at least one on-study laboratory measurement available: OPDIVO group (range: 400 to 447 patients) and ipilimumab 10 mg/kg group (range: 392 to 443 patients).

#### Neoadjuvant Treatment of Resectable (Tumors ≥4 cm or Node Positive) Non-Small Cell Lung Cancer

The safety of OPDIVO in combination with platinum-doublet chemotherapy was evaluated in CHECKMATE-816, a randomized, open-label, multicenter trial in patients with resectable NSCLC [see *Clinical Studies (14.3)*]. Patients received either OPDIVO 360 mg administered in combination with platinum-doublet chemotherapy administered every 3 weeks for 3 cycles; or platinum-doublet chemotherapy administered every 3 weeks for 3 cycles.

The median age of patients who received OPDIVO in combination with platinum-doublet chemotherapy or platinum-doublet chemotherapy was 65 years (range: 34 – 84); 72% male; 47% White, 50% Asian, and 2% Black/African-American.

Serious adverse reactions occurred in 30% of patients who were treated with OPDIVO in combination with platinum-doublet chemotherapy. Serious adverse reactions in >2% included pneumonia and vomiting. No fatal adverse reactions occurred in patients who received OPDIVO in combination with platinum-doublet chemotherapy.

Study therapy with OPDIVO in combination with platinum-doublet chemotherapy was permanently discontinued for adverse reactions in 10% of patients and 30% had at least one treatment withheld for an adverse reaction. The most common adverse reactions (≥1%) resulting in permanent discontinuation of OPDIVO in combination with platinum-doublet chemotherapy were anaphylactic reaction (1.7%), acute kidney injury (1.1%), rash (1.1%), and fatigue (1.1%).

The most common (>20%) adverse reactions were nausea, constipation, fatigue, decreased appetite, and rash. The most common Grade 3 or 4 laboratory abnormalities (≥2%) were

neutropenia, hyperglycemia, leukopenia, lymphopenia, increased amylase, anemia, thrombocytopenia, and hyponatremia.

Tables 13 and 14 summarize selected adverse reactions and laboratory abnormalities, respectively, in CHECKMATE-816.

**Table 13: Adverse Reactions in >10% of Patients with Early-Stage NSCLC Receiving Neoadjuvant OPDIVO and Platinum-Doublet Chemotherapy in CHECKMATE-816**

Adverse Reaction	OPDIVO and Platinum-Doublet Chemotherapy (n=176)		Platinum-Doublet Chemotherapy (n=176)	
	All Grades (%)	Grades 3 or 4 (%)	All Grades (%)	Grades 3 or 4 (%)
<b>Gastrointestinal</b>				
Nausea	38	0.6	45	1.1
Constipation	34	0	32	1.1
Vomiting	11	1.1	13	0.6
<b>General</b>				
Fatigue <sup>a</sup>	26	2.3	23	1.1
Malaise	15	0.6	14	0.6
<b>Metabolism and Nutrition</b>				
Decreased appetite	20	1.1	23	2.3
<b>Skin and Subcutaneous Tissue</b>				
Rash <sup>b</sup>	20	2.3	7	0
Alopecia	11	0	15	0
<b>Nervous System</b>				
Peripheral neuropathy <sup>c</sup>	13	0	6	0

Toxicity was graded per NCI CTCAE v4.

<sup>a</sup> Includes fatigue and asthenia

<sup>b</sup> Includes rash, dermatitis, acneiform dermatitis, atopic dermatitis, bullous dermatitis, drug eruption, maculopapular rash, and pruritic rash.

<sup>c</sup> Includes peripheral neuropathy, dysesthesia, hypoesthesia, peripheral motor neuropathy, peripheral sensory neuropathy.

**Table 14: Select Laboratory Values Worsening from Baseline<sup>a</sup> Occurring in >20% of Patients with Early-Stage NSCLC Receiving Neoadjuvant OPDIVO and Platinum-Doublet Chemotherapy in CHECKMATE-816**

Laboratory Abnormality	OPDIVO and Platinum-Doublet Chemotherapy <sup>a</sup>		Platinum-Doublet Chemotherapy <sup>a</sup>	
	All Grades (%)	Grades 3 or 4 (%)	All Grades (%)	Grades 3 or 4 (%)
<b>Hematology</b>				
Anemia	63	3.5	70	6
Neutropenia	58	22	58	27

**Table 14: Select Laboratory Values Worsening from Baseline<sup>a</sup> Occurring in >20% of Patients with EarlyStage NSCLC Receiving Neoadjuvant OPDIVO and Platinum-Doublet Chemotherapy in CHECKMATE-816**

Laboratory Abnormality	OPDIVO and Platinum-Doublet Chemotherapy <sup>a</sup>		Platinum-Doublet Chemotherapy <sup>a</sup>	
	All Grades (%)	Grades 3 or 4 (%)	All Grades (%)	Grades 3 or 4 (%)
Leukopenia	53	5	51	11
Lymphopenia	38	4.7	31	1.8
Thrombocytopenia	24	2.9	22	3.0
<b>Chemistry</b>				
Hyperglycemia	37	6	35	2.9
Hypomagnesemia	25	1.2	29	1.2
Hyponatremia	25	2.4	28	1.8
Increased amylase	23	3.6	13	1.8
Increased ALT	23	0	20	1.2

<sup>a</sup> Each test incidence is based on the number of patients who had both baseline and at least one on-study laboratory measurement available: OPDIVO and platinum-doublet chemotherapy group (range: 73 to 171 patients) and platinum-doublet chemotherapy group (range: 68 to 171 patients).

### Metastatic Non-Small Cell Lung Cancer

#### *First-line Treatment of Metastatic NSCLC: In Combination with Ipilimumab*

The safety of OPDIVO in combination with ipilimumab was evaluated in CHECKMATE-227, a randomized, multicenter, multi-cohort, open-label trial in patients with previously untreated metastatic or recurrent NSCLC with no EGFR or ALK genomic tumor aberrations [see *Clinical Studies (14.4)*]. The trial excluded patients with untreated brain metastases, carcinomatous meningitis, active autoimmune disease, or medical conditions requiring systemic immunosuppression. Patients received OPDIVO 3 mg/kg by intravenous infusion over 30 minutes every 2 weeks and ipilimumab 1 mg/kg by intravenous infusion over 30 minutes every 6 weeks or platinum-doublet chemotherapy every 3 weeks for 4 cycles. The median duration of therapy in OPDIVO and ipilimumab-treated patients was 4.2 months (range: 1 day to 25.5 months); 39% of patients received OPDIVO and ipilimumab for >6 months and 23% of patients received OPDIVO and ipilimumab for >1 year. The population characteristics were: median age 64 years (range: 26 to 87); 48% were ≥65 years of age, 76% White, and 67% male. Baseline ECOG performance status was 0 (35%) or 1 (65%), 85% were former/current smokers, 11% had brain metastases, 28% had squamous histology and 72% had non-squamous histology.

Serious adverse reactions occurred in 58% of patients. OPDIVO and ipilimumab were discontinued for adverse reactions in 24% of patients and 53% had at least one dose withheld for an adverse reaction.

The most frequent (≥2%) serious adverse reactions were pneumonia, diarrhea/colitis, pneumonitis, hepatitis, pulmonary embolism, adrenal insufficiency, and hypophysitis. Fatal adverse reactions occurred in 1.7% of patients; these included events of pneumonitis (4 patients), myocarditis, acute kidney injury, shock, hyperglycemia, multi-system organ failure, and renal failure. The most

common ( $\geq 20\%$ ) adverse reactions were fatigue, rash, decreased appetite, musculoskeletal pain, diarrhea/colitis, dyspnea, cough, hepatitis, nausea, and pruritus.

Tables 15 and 16 summarize selected adverse reactions and laboratory abnormalities, respectively, in CHECKMATE-227.

**Table 15: Adverse Reactions in  $\geq 10\%$  of Patients Receiving OPDIVO and Ipilimumab - CHECKMATE-227**

Adverse Reaction	OPDIVO and Ipilimumab (n=576)		Platinum-doublet Chemotherapy (n=570)	
	All Grades (%)	Grades 3-4 (%)	All Grades (%)	Grades 3-4 (%)
<b>General</b>				
Fatigue <sup>a</sup>	44	6	42	4.4
Pyrexia	18	0.5	11	0.4
Edema <sup>b</sup>	14	0.2	12	0.5
<b>Skin and Subcutaneous Tissue</b>				
Rash <sup>c</sup>	34	4.7	10	0.4
Pruritus <sup>d</sup>	21	0.5	3.3	0
<b>Metabolism and Nutrition</b>				
Decreased appetite	31	2.3	26	1.4
<b>Musculoskeletal and Connective Tissue</b>				
Musculoskeletal pain <sup>e</sup>	27	1.9	16	0.7
Arthralgia	13	0.9	2.5	0.2
<b>Gastrointestinal</b>				
Diarrhea/colitis <sup>f</sup>	26	3.6	16	0.9
Nausea	21	1.0	42	2.5
Constipation	18	0.3	27	0.5
Vomiting	13	1.0	18	2.3
Abdominal pain <sup>g</sup>	10	0.2	9	0.7
<b>Respiratory, Thoracic, and Mediastinal</b>				
Dyspnea <sup>h</sup>	26	4.3	16	2.1
Cough <sup>i</sup>	23	0.2	13	0
<b>Hepatobiliary</b>				
Hepatitis <sup>j</sup>	21	9	10	1.2
<b>Endocrine</b>				
Hypothyroidism <sup>k</sup>	16	0.5	1.2	0
Hyperthyroidism <sup>l</sup>	10	0	0.5	0
<b>Infections and Infestations</b>				
Pneumonia <sup>m</sup>	13	7	8	4.0
<b>Nervous System</b>				
Headache	11	0.5	6	0

<sup>a</sup> Includes fatigue and asthenia.

<sup>b</sup> Includes eyelid edema, face edema, generalized edema, localized edema, edema, edema peripheral, and periorbital edema.

<sup>c</sup> Includes autoimmune dermatitis, dermatitis, dermatitis acneiform, dermatitis allergic, dermatitis atopic, dermatitis bullous, dermatitis contact, dermatitis exfoliative, dermatitis psoriasiform, granulomatous dermatitis, rash

- generalized, drug eruption, dyshidrotic eczema, eczema, exfoliative rash, nodular rash, rash, rash erythematous, rash macular, rash maculo-papular, rash papular, rash pruritic, rash pustular, toxic skin eruption.
- <sup>d</sup> Includes pruritus and pruritus generalized.
- <sup>e</sup> Includes back pain, bone pain, musculoskeletal chest pain, musculoskeletal discomfort, musculoskeletal pain, myalgia, and pain in extremity.
- <sup>f</sup> Includes colitis, colitis microscopic, colitis ulcerative, diarrhea, enteritis infectious, enterocolitis, enterocolitis infectious, and enterocolitis viral.
- <sup>g</sup> Includes abdominal discomfort, abdominal pain, abdominal pain lower, abdominal pain upper, and abdominal tenderness.
- <sup>h</sup> Includes dyspnea and dyspnea exertional.
- <sup>i</sup> Includes cough and productive cough.
- <sup>j</sup> Includes alanine aminotransferase increased, aspartate aminotransferase increased, autoimmune hepatitis, blood bilirubin increased, hepatic enzyme increased, hepatic failure, hepatic function abnormal, hepatitis, hepatitis E, hepatocellular injury, hepatotoxicity, hyperbilirubinemia, immune-mediated hepatitis, liver function test abnormal, liver function test increased, transaminases increased.
- <sup>k</sup> Includes autoimmune thyroiditis, blood thyroid stimulating hormone increased, hypothyroidism, primary hypothyroidism, thyroiditis, and tri-iodothyronine free decreased.
- <sup>l</sup> Contains blood thyroid stimulating hormone decreased, hyperthyroidism, and tri-iodothyronine free increased.
- <sup>m</sup> Includes lower respiratory tract infection, lower respiratory tract infection bacterial, lung infection, pneumonia, pneumonia adenoviral, pneumonia aspiration, pneumonia bacterial, pneumonia klebsiella, pneumonia influenzal, pneumonia viral, atypical pneumonia, organizing pneumonia.

Other clinically important adverse reactions in CHECKMATE-227 were:

*Skin and Subcutaneous Tissue:* urticaria, alopecia, erythema multiforme, vitiligo

*Gastrointestinal:* stomatitis, pancreatitis, gastritis

*Musculoskeletal and Connective Tissue:* arthritis, polymyalgia rheumatica, rhabdomyolysis

*Nervous System:* peripheral neuropathy, autoimmune encephalitis

*Blood and Lymphatic System:* eosinophilia

*Eye Disorders:* blurred vision, uveitis

*Cardiac:* atrial fibrillation, myocarditis

**Table 16: Laboratory Values Worsening from Baseline<sup>a</sup> Occurring in  $\geq 20\%$  of Patients on OPDIVO and Ipilimumab - CHECKMATE-227**

Laboratory Abnormality	OPDIVO and Ipilimumab		Platinum-Doublet Chemotherapy	
	Grades 1-4 (%)	Grades 3-4 (%)	Grades 1-4 (%)	Grades 3-4 (%)
<b>Hematology</b>				
Anemia	46	3.6	78	14
Lymphopenia	46	5	60	15
<b>Chemistry</b>				
Hyponatremia	41	12	26	4.9
Increased AST	39	5	26	0.4
Increased ALT	36	7	27	0.7
Increased lipase	35	14	14	3.4
Increased alkaline phosphatase	34	3.8	20	0.2
Increased amylase	28	9	18	1.9
Hypocalcemia	28	1.7	17	1.3
Hyperkalemia	27	3.4	22	0.4

**Table 16: Laboratory Values Worsening from Baseline<sup>a</sup> Occurring in ≥20% of Patients on OPDIVO and Ipilimumab - CHECKMATE-227**

Laboratory Abnormality	OPDIVO and Ipilimumab		Platinum-Doublet Chemotherapy	
	Grades 1-4 (%)	Grades 3-4 (%)	Grades 1-4 (%)	Grades 3-4 (%)
Increased creatinine	22	0.9	17	0.2

<sup>a</sup> Each test incidence is based on the number of patients who had both baseline and at least one on-study laboratory measurement available: OPDIVO and ipilimumab group (range: 494 to 556 patients) and chemotherapy group (range: 469 to 542 patients).

*First-line Treatment of Metastatic or Recurrent NSCLC: In Combination with Ipilimumab and Platinum-Doublet Chemotherapy*

The safety of OPDIVO in combination with ipilimumab and platinum-doublet chemotherapy was evaluated in CHECKMATE-9LA [see *Clinical Studies (14.4)*]. Patients received either OPDIVO 360 mg administered every 3 weeks in combination with ipilimumab 1 mg/kg administered every 6 weeks and platinum-doublet chemotherapy administered every 3 weeks for 2 cycles; or platinum-doublet chemotherapy administered every 3 weeks for 4 cycles. The median duration of therapy in OPDIVO in combination with ipilimumab and platinum-doublet chemotherapy was 6 months (range: 1 day to 19 months): 50% of patients received OPDIVO and ipilimumab for >6 months and 13% of patients received OPDIVO and ipilimumab for >1 year.

Serious adverse reactions occurred in 57% of patients who were treated with OPDIVO in combination with ipilimumab and platinum-doublet chemotherapy. The most frequent (>2%) serious adverse reactions were pneumonia, diarrhea, febrile neutropenia, anemia, acute kidney injury, musculoskeletal pain, dyspnea, pneumonitis, and respiratory failure. Fatal adverse reactions occurred in 7 (2%) patients, and included hepatic toxicity, acute renal failure, sepsis, pneumonitis, diarrhea with hypokalemia, and massive hemoptysis in the setting of thrombocytopenia.

Study therapy with OPDIVO in combination with ipilimumab and platinum-doublet chemotherapy was permanently discontinued for adverse reactions in 24% of patients and 56% had at least one treatment withheld for an adverse reaction. The most common (>20%) adverse reactions were fatigue, musculoskeletal pain, nausea, diarrhea, rash, decreased appetite, constipation, and pruritus.

Tables 17 and 18 summarize selected adverse reactions and laboratory abnormalities, respectively, in CHECKMATE-9LA.

**Table 17: Adverse Reactions in >10% of Patients Receiving OPDIVO and Ipilimumab and Platinum-Doublet Chemotherapy - CHECKMATE-9LA**

Adverse Reaction	OPDIVO and Ipilimumab and Platinum-Doublet Chemotherapy (n=358)		Platinum-Doublet Chemotherapy (n=349)	
	All Grades (%)	Grades 3-4 (%)	All Grades (%)	Grades 3-4 (%)
<b>General</b>				
Fatigue <sup>a</sup>	49	5	40	4.9
Pyrexia	14	0.6	10	0.6
<b>Musculoskeletal and Connective Tissue</b>				

**Table 17: Adverse Reactions in >10% of Patients Receiving OPDIVO and Ipilimumab and Platinum-Doublet Chemotherapy - CHECKMATE-9LA**

Adverse Reaction	OPDIVO and Ipilimumab and Platinum-Doublet Chemotherapy (n=358)		Platinum-Doublet Chemotherapy (n=349)	
	All Grades (%)	Grades 3-4 (%)	All Grades (%)	Grades 3-4 (%)
Musculoskeletal pain <sup>b</sup>	39	4.5	27	2.0
<b>Gastrointestinal</b>				
Nausea	32	1.7	41	0.9
Diarrhea <sup>c</sup>	31	6	18	1.7
Constipation	21	0.6	23	0.6
Vomiting	18	2.0	17	1.4
Abdominal pain <sup>d</sup>	12	0.6	11	0.9
<b>Skin and Subcutaneous Tissue</b>				
Rash <sup>e</sup>	30	4.7	10	0.3
Pruritus <sup>f</sup>	21	0.8	2.9	0
Alopecia	11	0.8	10	0.6
<b>Metabolism and Nutrition</b>				
Decreased appetite	28	2.0	22	1.7
<b>Respiratory, Thoracic and Mediastinal</b>				
Cough <sup>g</sup>	19	0.6	15	0.9
Dyspnea <sup>h</sup>	18	4.7	14	3.2
<b>Endocrine</b>				
Hypothyroidism <sup>i</sup>	19	0.3	3.4	0
<b>Nervous System</b>				
Headache	11	0.6	7	0
Dizziness <sup>j</sup>	11	0.6	6	0

Toxicity was graded per NCI CTCAE v4.

<sup>a</sup> Includes fatigue and asthenia

<sup>b</sup> Includes myalgia, back pain, pain in extremity, musculoskeletal pain, bone pain, flank pain, muscle spasms, musculoskeletal chest pain, musculoskeletal disorder, osteitis, musculoskeletal stiffness, non-cardiac chest pain, arthralgia, arthritis, arthropathy, joint effusion, psoriatic arthropathy, synovitis

<sup>c</sup> Includes colitis, ulcerative colitis, diarrhea, and enterocolitis

<sup>d</sup> Includes abdominal discomfort, abdominal pain, lower abdominal pain, upper abdominal pain, and gastrointestinal pain

<sup>e</sup> Includes acne, dermatitis, acneiform dermatitis, allergic dermatitis, atopic dermatitis, bullous dermatitis, generalized exfoliative dermatitis, eczema, keratoderma blenorrhagica, palmar-plantar erythrodysesthesia syndrome, rash, erythematous rash, generalized rash, macular rash, maculo-papular rash, morbilliform rash, papular rash, pruritic rash, skin exfoliation, skin reaction, skin toxicity, Stevens-Johnson syndrome, urticaria

<sup>f</sup> Includes pruritus and generalized pruritus

<sup>g</sup> Includes cough, productive cough, and upper-airway cough syndrome

<sup>h</sup> Includes dyspnea, dyspnea at rest, and exertional dyspnea

<sup>i</sup> Includes autoimmune thyroiditis, increased blood thyroid stimulating hormone, hypothyroidism, thyroiditis, and decreased free tri-iodothyronine

<sup>j</sup> Includes dizziness, vertigo and positional vertigo

**Table 18: Laboratory Values Worsening from Baseline<sup>a</sup> Occurring in >20% of Patients on OPDIVO and Ipilimumab and Platinum-Doublet Chemotherapy - CHECKMATE-9LA**

Laboratory Abnormality	OPDIVO and Ipilimumab and Platinum-Doublet Chemotherapy		Platinum-Doublet Chemotherapy	
	Grades 1-4 (%)	Grades 3-4 (%)	Grades 1-4 (%)	Grades 3-4 (%)
<b>Hematology</b>				
Anemia	70	9	74	16
Lymphopenia	41	6	40	11
Neutropenia	40	15	42	15
Leukopenia	36	10	40	9
Thrombocytopenia	23	4.3	24	5
<b>Chemistry</b>				
Hyperglycemia	45	7	42	2.6
Hyponatremia	37	10	27	7
Increased ALT	34	4.3	24	1.2
Increased lipase	31	12	10	2.2
Increased alkaline phosphatase	31	1.2	26	0.3
Increased amylase	30	7	19	1.3
Increased AST	30	3.5	22	0.3
Hypomagnesemia	29	1.2	33	0.6
Hypocalcemia	26	1.4	22	1.8
Increased creatinine	26	1.2	23	0.6
Hyperkalemia	22	1.7	21	2.1

<sup>a</sup> Each test incidence is based on the number of patients who had both baseline and at least one on-study laboratory measurement available: OPDIVO and ipilimumab and platinum-doublet chemotherapy group (range: 197 to 347 patients) and platinum-doublet chemotherapy group (range: 191 to 335 patients).

### *Second-line Treatment of Metastatic NSCLC*

The safety of OPDIVO was evaluated in CHECKMATE-017, a randomized open-label, multicenter trial in patients with metastatic squamous NSCLC and progression on or after one prior platinum doublet-based chemotherapy regimen and in CHECKMATE-057, a randomized, open-label, multicenter trial in patients with metastatic non-squamous NSCLC and progression on or after one prior platinum doublet-based chemotherapy regimen [see *Clinical Studies (14.4)*]. These trials excluded patients with active autoimmune disease, medical conditions requiring systemic immunosuppression, or with symptomatic interstitial lung disease. Patients received OPDIVO 3 mg/kg over 60 minutes by intravenous infusion every 2 weeks or docetaxel 75 mg/m<sup>2</sup> intravenously every 3 weeks. The median duration of therapy in OPDIVO-treated patients in CHECKMATE-017 was 3.3 months (range: 1 day to 21.7+ months) and in CHECKMATE-057 was 2.6 months (range: 0 to 24.0+ months). In CHECKMATE-017, 36% of patients received OPDIVO for at least 6 months and 18% of patients received OPDIVO for at least 1 year and in CHECKMATE-057, 30% of patients received OPDIVO for >6 months and 20% of patients received OPDIVO for >1 year.

Across both trials, the median age of OPDIVO-treated patients was 61 years (range: 37 to 85); 38% were ≥65 years of age, 61% were male, and 91% were White. Ten percent of patients had brain metastases and ECOG performance status was 0 (26%) or 1 (74%).

In CHECKMATE-057, in the OPDIVO arm, seven deaths were due to infection including one case of *Pneumocystis jirovecii* pneumonia, four were due to pulmonary embolism, and one death was due to limbic encephalitis. Serious adverse reactions occurred in 46% of patients receiving OPDIVO. OPDIVO was discontinued in 11% of patients and was delayed in 28% of patients for an adverse reaction.

The most frequent serious adverse reactions reported in  $\geq 2\%$  of patients receiving OPDIVO were pneumonia, pulmonary embolism, dyspnea, pyrexia, pleural effusion, pneumonitis, and respiratory failure. Across both trials, the most common adverse reactions ( $\geq 20\%$ ) were fatigue, musculoskeletal pain, cough, dyspnea, and decreased appetite.

Tables 19 and 20 summarize selected adverse reactions and laboratory abnormalities, respectively, in CHECKMATE-057.

**Table 19: Adverse Reactions Occurring in  $\geq 10\%$  of OPDIVO-Treated Patients and at a Higher Incidence than Docetaxel (Between Arm Difference of  $\geq 5\%$  All Grades or  $\geq 2\%$  Grades 3-4) - CHECKMATE-017 and CHECKMATE-057**

Adverse Reaction	OPDIVO (n=418)		Docetaxel (n=397)	
	All Grades (%)	Grades 3-4 (%)	All Grades (%)	Grades 3-4 (%)
<b>Respiratory, Thoracic and Mediastinal</b>				
Cough	31	0.7	24	0
<b>Metabolism and Nutrition</b>				
Decreased appetite	28	1.4	23	1.5
<b>Skin and Subcutaneous Tissue</b>				
Pruritus	10	0.2	2.0	0

Toxicity was graded per NCI CTCAE v4.

Other clinically important adverse reactions observed in OPDIVO-treated patients and which occurred at a similar incidence in docetaxel-treated patients and not listed elsewhere in section 6 include: fatigue/asthenia (48% all Grades, 5% Grade 3-4), musculoskeletal pain (33% all Grades), pleural effusion (4.5% all Grades), pulmonary embolism (3.3% all Grades).

**Table 20: Laboratory Abnormalities Worsening from Baseline<sup>a</sup> Occurring in  $\geq 10\%$  of OPDIVO-Treated Patients for all NCI CTCAE Grades and at a Higher Incidence than Docetaxel (Between Arm Difference of  $\geq 5\%$  All Grades or  $\geq 2\%$  Grades 3-4) - CHECKMATE-017 and CHECKMATE-057**

Laboratory Abnormality	OPDIVO		Docetaxel	
	All Grades (%)	Grades 3-4 (%)	All Grades (%)	Grades 3-4 (%)
<b>Chemistry</b>				
Hyponatremia	35	7	34	4.9
Increased AST	27	1.9	13	0.8
Increased alkaline phosphatase	26	0.7	18	0.8
Increased ALT	22	1.7	17	0.5
Increased creatinine	18	0	12	0.5
Increased TSH <sup>b</sup>	14	N/A	6	N/A

<sup>a</sup> Each test incidence is based on the number of patients who had both baseline and at least one on-study laboratory measurement available: OPDIVO group (range: 405 to 417 patients) and docetaxel group (range: 372 to 390 patients), except for TSH: OPDIVO group n=314 and docetaxel group n=297.

<sup>b</sup> Not graded per NCI CTCAE v4.

### Malignant Pleural Mesothelioma

The safety of OPDIVO in combination with ipilimumab was evaluated in CHECKMATE-743, a randomized, open-label trial in patients with previously untreated unresectable malignant pleural mesothelioma [see *Clinical Studies (14.5)*]. Patients received either OPDIVO 3 mg/kg over 30 minutes by intravenous infusion every 2 weeks and ipilimumab 1 mg/kg over 30 minutes by intravenous infusion every 6 weeks for up to 2 years; or platinum-doublet chemotherapy for up to 6 cycles. The median duration of therapy in OPDIVO and ipilimumab-treated patients was 5.6 months (range: 0 to 26.2 months); 48% of patients received OPDIVO and ipilimumab for >6 months and 24% of patients received OPDIVO and ipilimumab for >1 year.

Serious adverse reactions occurred in 54% of patients who were treated with OPDIVO in combination with ipilimumab. The most frequent ( $\geq 2\%$ ) serious adverse reactions were pneumonia, pyrexia, diarrhea, pneumonitis, pleural effusion, dyspnea, acute kidney injury, infusion-related reaction, musculoskeletal pain, and pulmonary embolism. Fatal adverse reactions occurred in 4 (1.3%) patients and included pneumonitis, acute heart failure, sepsis and encephalitis.

Both OPDIVO and ipilimumab were permanently discontinued due to adverse reactions in 23% of patients and 52% had at least one dose withheld due to an adverse reaction.

The most common ( $\geq 20\%$ ) adverse reactions were fatigue, musculoskeletal pain, rash, diarrhea, dyspnea, nausea, decreased appetite, cough, and pruritus.

Tables 21 and 22 summarize adverse reactions and laboratory abnormalities, respectively, in CHECKMATE-743.

**Table 21: Adverse Reactions in  $\geq 10\%$  of Patients Receiving OPDIVO and Ipilimumab - CHECKMATE-743**

Adverse Reaction	OPDIVO and Ipilimumab (n=300)		Chemotherapy (n=284)	
	All Grades (%)	Grades 3-4 (%)	All Grades (%)	Grades 3-4 (%)
<b>General</b>				
Fatigue <sup>a</sup>	43	4.3	45	6
Pyrexia <sup>b</sup>	18	1.3	4.6	0.7
Edema <sup>c</sup>	17	0	8	0
<b>Musculoskeletal and Connective Tissue</b>				
Musculoskeletal pain <sup>d</sup>	38	3.3	17	1.1
Arthralgia	13	1.0	1.1	0
<b>Skin and Subcutaneous Tissue</b>				
Rash <sup>e</sup>	34	2.7	11	0.4
Pruritus <sup>f</sup>	21	1.0	1.4	0
<b>Gastrointestinal</b>				
Diarrhea <sup>g</sup>	32	6	12	1.1
Nausea	24	0.7	43	2.5
Constipation	19	0.3	30	0.7
Abdominal pain <sup>h</sup>	15	1	10	0.7

**Table 21: Adverse Reactions in ≥10% of Patients Receiving OPDIVO and Ipilimumab - CHECKMATE-743**

Adverse Reaction	OPDIVO and Ipilimumab (n=300)		Chemotherapy (n=284)	
	All Grades (%)	Grades 3-4 (%)	All Grades (%)	Grades 3-4 (%)
Vomiting	14	0	18	2.1
<b>Respiratory, Thoracic, and Mediastinal</b>				
Dyspnea <sup>i</sup>	27	2.3	16	3.2
Cough <sup>j</sup>	23	0.7	9	0
<b>Metabolism and Nutrition</b>				
Decreased appetite	24	1.0	25	1.4
<b>Endocrine</b>				
Hypothyroidism <sup>k</sup>	15	0	1.4	0
<b>Infections and Infestations</b>				
Upper respiratory tract infection <sup>l</sup>	12	0.3	7	0
Pneumonia <sup>m</sup>	10	4.0	4.2	2.1

<sup>a</sup> Includes fatigue and asthenia.

<sup>b</sup> Includes pyrexia and tumor-associated fever.

<sup>c</sup> Includes edema, generalized edema, peripheral edema, and peripheral swelling.

<sup>d</sup> Includes musculoskeletal pain, back pain, bone pain, flank pain, involuntary muscle contractions, muscle spasms, muscle twitching, musculoskeletal chest pain, musculoskeletal stiffness, myalgia, neck pain, non-cardiac chest pain, pain in extremity, polymyalgia rheumatica, and spinal pain.

<sup>e</sup> Includes rash, acne, acneiform dermatitis, allergic dermatitis, atopic dermatitis, autoimmune dermatitis, bullous dermatitis, contact dermatitis, dermatitis, drug eruption, dyshidrotic eczema, eczema, erythematous rash, exfoliative rash, generalized exfoliative dermatitis, generalized rash, granulomatous dermatitis, keratoderma blenorrhagica, macular rash, maculopapular rash, morbilliform rash, nodular rash, papular rash, psoriasisiform dermatitis, pruritic rash, pustular rash, skin exfoliation, skin reaction, skin toxicity, Stevens-Johnson syndrome, toxic skin eruption, and urticaria.

<sup>f</sup> Includes pruritus, allergic pruritus, and generalized pruritus.

<sup>g</sup> Includes diarrhea, colitis, enteritis, infectious enteritis, enterocolitis, infectious enterocolitis, microscopic colitis, ulcerative colitis, and viral enterocolitis.

<sup>h</sup> Includes abdominal pain, abdominal discomfort, abdominal tenderness, gastrointestinal pain, lower abdominal pain, and upper abdominal pain.

<sup>i</sup> Includes dyspnea, dyspnea at rest, and exertional dyspnea.

<sup>j</sup> Includes cough, productive cough, and upper-airway cough syndrome.

<sup>k</sup> Includes hypothyroidism, autoimmune thyroiditis, decreased free tri-iodothyronine, increased blood thyroid stimulating hormone, primary hypothyroidism, thyroiditis, and autoimmune hypothyroidism.

<sup>l</sup> Includes upper respiratory tract infection, nasopharyngitis, pharyngitis, and rhinitis.

<sup>m</sup> Includes pneumonia, lower respiratory tract infection, lung infection, aspiration pneumonia, and *Pneumocystis jirovecii* pneumonia.

**Table 22: Laboratory Values Worsening from Baseline<sup>a</sup> Occurring in ≥20% of Patients on OPDIVO and Ipilimumab - CHECKMATE-743**

Laboratory Abnormality	OPDIVO and Ipilimumab		Chemotherapy	
	Grades 1-4 (%)	Grades 3-4 (%)	Grades 1-4 (%)	Grades 3-4 (%)
<b>Chemistry</b>				
Hyperglycemia	53	3.7	34	1.1
Increased AST	38	7	17	0
Increased ALT	37	7	15	0.4
Increased lipase	34	13	9	0.8
Hyponatremia	32	8	21	2.9
Increased alkaline phosphatase	31	3.1	12	0
Hyperkalemia	30	4.1	16	0.7
Hypocalcemia	28	0	16	0
Increased amylase	26	5	13	0.9
Increased creatinine	20	0.3	20	0.4
<b>Hematology</b>				
Lymphopenia	43	8	57	14
Anemia	43	2.4	75	15

<sup>a</sup> Each test incidence is based on the number of patients who had both baseline and at least one on-study laboratory measurement available: OPDIVO and ipilimumab group (range: 109 to 297 patients) and chemotherapy group (range: 90 to 276 patients).

## Advanced Renal Cell Carcinoma

### *First-line Renal Cell Carcinoma*

#### *CHECKMATE-214*

The safety of OPDIVO with ipilimumab was evaluated in CHECKMATE-214, a randomized open-label trial in 1082 patients with previously untreated advanced RCC received OPDIVO 3 mg/kg over 60 minutes with ipilimumab 1 mg/kg intravenously every 3 weeks for 4 doses followed by OPDIVO as a single agent at a dose of 3 mg/kg by intravenous infusion every 2 weeks (n=547) or sunitinib 50 mg orally daily for the first 4 weeks of a 6-week cycle (n=535) [see *Clinical Studies (14.6)*]. The median duration of treatment was 7.9 months (range: 1 day to 21.4+ months) in OPDIVO and ipilimumab-treated patients and 7.8 months (range: 1 day to 20.2+ months) in sunitinib-treated patients. In this trial, 57% of patients in the OPDIVO and ipilimumab arm were exposed to treatment for >6 months and 38% of patients were exposed to treatment for >1 year.

Serious adverse reactions occurred in 59% of patients receiving OPDIVO and ipilimumab. Study therapy was discontinued for adverse reactions in 31% of OPDIVO and ipilimumab patients. Fifty-four percent (54%) of patients receiving OPDIVO and ipilimumab had a dose interruption for an adverse reaction.

The most frequent serious adverse reactions reported in ≥2% of patients treated with OPDIVO and ipilimumab were diarrhea, pyrexia, pneumonia, pneumonitis, hypophysitis, acute kidney injury, dyspnea, adrenal insufficiency, and colitis; in patients treated with sunitinib, they were pneumonia, pleural effusion, and dyspnea. The most common adverse reactions (reported in ≥20% of patients) were fatigue, rash, diarrhea, musculoskeletal pain, pruritus, nausea, cough, pyrexia, arthralgia, and decreased appetite. The most common laboratory abnormalities which have worsened compared

to baseline in  $\geq 30\%$  of OPDIVO and ipilimumab-treated patients include increased lipase, anemia, increased creatinine, increased ALT, increased AST, hyponatremia, increased amylase, and lymphopenia.

Tables 23 and 24 summarize adverse reactions and laboratory abnormalities, respectively, that occurred in  $>15\%$  of OPDIVO and ipilimumab-treated patients in CHECKMATE-214.

**Table 23: Adverse Reactions in  $>15\%$  of Patients Receiving OPDIVO and Ipilimumab - CHECKMATE-214**

Adverse Reaction	OPDIVO and Ipilimumab (n=547)		Sunitinib (n=535)	
	Grades 1-4 (%)	Grades 3-4 (%)	Grades 1-4 (%)	Grades 3-4 (%)
<b>Adverse Reaction</b>	99	65	99	76
<b>General</b>				
Fatigue <sup>a</sup>	58	8	69	13
Pyrexia	25	0.7	17	0.6
Edema <sup>b</sup>	16	0.5	17	0.6
<b>Skin and Subcutaneous Tissue</b>				
Rash <sup>c</sup>	39	3.7	25	1.1
Pruritus/generalized pruritus	33	0.5	11	0
<b>Gastrointestinal</b>				
Diarrhea	38	4.6	58	6
Nausea	30	2.0	43	1.5
Vomiting	20	0.9	28	2.1
Abdominal pain	19	1.6	24	1.9
Constipation	17	0.4	18	0
<b>Musculoskeletal and Connective Tissue</b>				
Musculoskeletal pain <sup>d</sup>	37	4.0	40	2.6
Arthralgia	23	1.3	16	0
<b>Respiratory, Thoracic and Mediastinal</b>				
Cough/productive cough	28	0.2	25	0.4
Dyspnea/exertional dyspnea	20	2.4	21	2.1
<b>Metabolism and Nutrition</b>				
Decreased appetite	21	1.8	29	0.9
<b>Nervous System</b>				
Headache	19	0.9	23	0.9
<b>Endocrine</b>				
Hypothyroidism	18	0.4	27	0.2

Toxicity was graded per NCI CTCAE v4.

<sup>a</sup> Includes asthenia.

<sup>b</sup> Includes peripheral edema, peripheral swelling.

<sup>c</sup> Includes dermatitis described as acneiform, bullous, and exfoliative, drug eruption, rash described as exfoliative, erythematous, follicular, generalized, macular, maculopapular, papular, pruritic, and pustular, fixed-drug eruption.

<sup>d</sup> Includes back pain, bone pain, musculoskeletal chest pain, musculoskeletal discomfort, myalgia, neck pain, pain in extremity, spinal pain.

**Table 24: Laboratory Values Worsening from Baseline<sup>a</sup> Occurring in >15% of Patients on OPDIVO and Ipilimumab - CHECKMATE-214**

Laboratory Abnormality	OPDIVO and Ipilimumab		Sunitinib	
	Grades 1-4 (%)	Grades 3-4 (%)	Grades 1-4 (%)	Grades 3-4 (%)
<b>Chemistry</b>				
Increased lipase	48	20	51	20
Increased creatinine	42	2.1	46	1.7
Increased ALT	41	7	44	2.7
Increased AST	40	4.8	60	2.1
Increased amylase	39	12	33	7
Hyponatremia	39	10	36	7
Increased alkaline phosphatase	29	2.0	32	1.0
Hyperkalemia	29	2.4	28	2.9
Hypocalcemia	21	0.4	35	0.6
Hypomagnesemia	16	0.4	26	1.6
<b>Hematology</b>				
Anemia	43	3.0	64	9
Lymphopenia	36	5	63	14

<sup>a</sup> Each test incidence is based on the number of patients who had both baseline and at least one on-study laboratory measurement available: OPDIVO and ipilimumab group (range: 490 to 538 patients) and sunitinib group (range: 485 to 523 patients).

In addition, among patients with TSH  $\leq$ ULN at baseline, a lower proportion of patients experienced a treatment-emergent elevation of TSH  $>$  ULN in the OPDIVO and ipilimumab group compared to the sunitinib group (31% and 61%, respectively).

#### CHECKMATE-9ER

The safety of OPDIVO with cabozantinib was evaluated in CHECKMATE-9ER, a randomized, open-label study in patients with previously untreated advanced RCC. Patients received OPDIVO 240 mg over 30 minutes every 2 weeks with cabozantinib 40 mg orally once daily (n=320) or sunitinib 50 mg daily, administered orally for 4 weeks on treatment followed by 2 weeks off (n=320) [see *Clinical Studies (14.6)*]. Cabozantinib could be interrupted or reduced to 20 mg daily or 20 mg every other day. The median duration of treatment was 14 months (range: 0.2 to 27 months) in OPDIVO and cabozantinib-treated patients. In this trial, 82% of patients in the OPDIVO and cabozantinib arm were exposed to treatment for  $>6$  months and 60% of patients were exposed to treatment for  $>1$  year.

Serious adverse reactions occurred in 48% of patients receiving OPDIVO and cabozantinib. The most frequent ( $\geq 2\%$ ) serious adverse reactions were diarrhea, pneumonia, pneumonitis, pulmonary embolism, urinary tract infection, and hyponatremia. Fatal intestinal perforations occurred in 3 (0.9%) patients.

Adverse reactions leading to discontinuation of either OPDIVO or cabozantinib occurred in 20% of patients: 7% OPDIVO only, 8% cabozantinib only, and 6% both drugs due to same adverse reaction at the same time. Adverse reaction leading to dose interruption or reduction of either OPDIVO or cabozantinib occurred in 83% of patients: 3% OPDIVO only, 46% cabozantinib only, and 21% both drugs due to same adverse reaction at the same time, and 6% both drugs sequentially.

The most common adverse reactions reported in  $\geq 20\%$  of patients treated with OPDIVO and cabozantinib were diarrhea, fatigue, hepatotoxicity, palmar-plantar erythrodysesthesia syndrome,

stomatitis, rash, hypertension, hypothyroidism, musculoskeletal pain, decreased appetite, nausea, dysgeusia, abdominal pain, cough, and upper respiratory tract infection.

Tables 25 and 26 summarize adverse reactions and laboratory abnormalities, respectively, in CHECKMATE-9ER.

**Table 25: Adverse Reactions in >15% of Patients Receiving OPDIVO and Cabozantinib - CHECKMATE-9ER**

Adverse Reaction	OPDIVO and Cabozantinib (n=320)		Sunitinib (n=320)	
	Grades 1-4 (%)	Grades 3-4 (%)	Grades 1-4 (%)	Grades 3-4 (%)
<b>Gastrointestinal</b>				
Diarrhea	64	7	47	4.4
Nausea	27	0.6	31	0.3
Abdominal pain <sup>a</sup>	22	1.9	15	0.3
Vomiting	17	1.9	21	0.3
Dyspepsia <sup>b</sup>	15	0	22	0.3
<b>General</b>				
Fatigue <sup>c</sup>	51	8	50	8
<b>Hepatobiliary</b>				
Hepatotoxicity <sup>d</sup>	44	11	26	5
<b>Skin and Subcutaneous Tissue</b>				
Palmar-plantar erythrodysesthesia syndrome	40	8	41	8
Stomatitis <sup>e</sup>	37	3.4	46	4.4
Rash <sup>f</sup>	36	3.1	14	0
Pruritus	19	0.3	4.4	0
<b>Vascular</b>				
Hypertension <sup>g</sup>	36	13	39	14
<b>Endocrine</b>				
Hypothyroidism <sup>h</sup>	34	0.3	30	0.3
<b>Musculoskeletal and Connective Tissue</b>				
Musculoskeletal pain <sup>i</sup>	33	3.8	29	3.1
Arthralgia	18	0.3	9	0.3
<b>Metabolism and Nutrition</b>				
Decreased appetite	28	1.9	20	1.3
<b>Nervous System</b>				
Dysgeusia	24	0	22	0
Headache	16	0	12	0.6
<b>Respiratory, Thoracic and Mediastinal</b>				
Cough <sup>j</sup>	20	0.3	17	0
Dysphonia	17	0.3	3.4	0
<b>Infections and Infestations</b>				
Upper respiratory tract infection <sup>k</sup>	20	0.3	8	0.3

Toxicity was graded per NCI CTCAE v4.

<sup>a</sup> Includes abdominal discomfort, abdominal pain lower, abdominal pain upper.

- <sup>b</sup> Includes gastroesophageal reflux disease.
- <sup>c</sup> Includes asthenia.
- <sup>d</sup> Includes hepatotoxicity, ALT increased, AST increased, blood alkaline phosphatase increased, gamma-glutamyl transferase increased, autoimmune hepatitis, blood bilirubin increased, drug induced liver injury, hepatic enzyme increased, hepatitis, hyperbilirubinemia, liver function test increased, liver function test abnormal, transaminases increased, hepatic failure.
- <sup>e</sup> Includes mucosal inflammation, aphthous ulcer, mouth ulceration.
- <sup>f</sup> Includes dermatitis, dermatitis acneiform, dermatitis bullous, exfoliative rash, rash erythematous, rash follicular, rash macular, rash maculo-papular, rash papular, rash pruritic.
- <sup>g</sup> Includes blood pressure increased, blood pressure systolic increased.
- <sup>h</sup> Includes primary hypothyroidism.
- <sup>i</sup> Includes back pain, bone pain, musculoskeletal chest pain, musculoskeletal discomfort, myalgia, neck pain, pain in extremity, spinal pain.
- <sup>j</sup> Includes productive cough.
- <sup>k</sup> Includes nasopharyngitis, pharyngitis, rhinitis.

**Table 26: Laboratory Values Worsening from Baseline<sup>a</sup> Occurring in >20% of Patients on OPDIVO and Cabozantinib - CHECKMATE-9ER**

Laboratory Abnormality	OPDIVO and Cabozantinib		Sunitinib	
	Grades 1-4 (%)	Grades 3-4 (%)	Grades 1-4 (%)	Grades 3-4 (%)
<b>Chemistry</b>				
Increased ALT	79	9.8	39	3.5
Increased AST	77	7.9	57	2.6
Hypophosphatemia	69	28	48	10
Hypocalcemia	54	1.9	24	0.6
Hypomagnesemia	47	1.3	25	0.3
Hyperglycemia	44	3.5	44	1.7
Hyponatremia	43	11	36	12
Increased lipase	41	14	38	13
Increased amylase	41	10	28	6
Increased alkaline phosphatase	41	2.8	37	1.6
Increased creatinine	39	1.3	42	0.6
Hyperkalemia	35	4.7	27	1
Hypoglycemia	26	0.8	14	0.4
<b>Hematology</b>				
Lymphopenia	42	6.6	45	10
Thrombocytopenia	41	0.3	70	9.7
Anemia	37	2.5	61	4.8
Leukopenia	37	0.3	66	5.1
Neutropenia	35	3.2	67	12

<sup>a</sup> Each test incidence is based on the number of patients who had both baseline and at least one on-study laboratory measurement available: OPDIVO and cabozantinib group (range: 170 to 317 patients) and sunitinib group (range: 173 to 311 patients).

*Previously Treated Renal Cell Carcinoma*

**CHECKMATE-025**

The safety of OPDIVO was evaluated in CHECKMATE-025, a randomized open-label trial in 803 patients with advanced RCC who had experienced disease progression during or after at least one anti-angiogenic treatment regimen received OPDIVO 3 mg/kg over 60 minutes by intravenous infusion every 2 weeks (n=406) or everolimus 10 mg daily (n=397) [see *Clinical Studies (14.6)*]. The median duration of treatment was 5.5 months (range: 1 day to 29.6+ months) in OPDIVO-treated patients and 3.7 months (range: 6 days to 25.7+ months) in everolimus-treated patients.

Rate of death on treatment or within 30 days of the last dose was 4.7% on the OPDIVO arm. Serious adverse reactions occurred in 47% of patients receiving OPDIVO. Study therapy was discontinued for adverse reactions in 16% of OPDIVO patients. Forty-four percent (44%) of patients receiving OPDIVO had a dose interruption for an adverse reaction.

The most frequent serious adverse reactions in at least 2% of patients were: acute kidney injury, pleural effusion, pneumonia, diarrhea, and hypercalcemia. The most common adverse reactions (≥20%) were fatigue, cough, nausea, rash, dyspnea, diarrhea, constipation, decreased appetite, back pain, and arthralgia. The most common laboratory abnormalities which have worsened compared to baseline in ≥30% of patients include increased creatinine, lymphopenia, anemia, increased AST, increased alkaline phosphatase, hyponatremia, increased triglycerides, and hyperkalemia. In addition, among patients with TSH < ULN at baseline, a greater proportion of patients experienced a treatment-emergent elevation of TSH >ULN in the OPDIVO group compared to the everolimus group (26% and 14%, respectively).

Tables 27 and 28 summarize adverse reactions and laboratory abnormalities, respectively, in CHECKMATE-025.

**Table 27: Adverse Reactions in >15% of Patients Receiving OPDIVO - CHECKMATE-025**

Adverse Reaction	OPDIVO (n=406)		Everolimus (n=397)	
	Grades 1-4 (%)	Grades 3-4 (%)	Grades 1-4 (%)	Grades 3-4 (%)
<b>Adverse Reaction</b>	98	56	96	62
<b>General</b>				
Fatigue <sup>a</sup>	56	6	57	7
Pyrexia	17	0.7	20	0.8
<b>Respiratory, Thoracic and Mediastinal</b>				
Cough/productive cough	34	0	38	0.5
Dyspnea/exertional dyspnea	27	3.0	31	2.0
Upper respiratory infection <sup>b</sup>	18	0	11	0
<b>Gastrointestinal</b>				
Nausea	28	0.5	29	1
Diarrhea <sup>c</sup>	25	2.2	32	1.8
Constipation	23	0.5	18	0.5
Vomiting	16	0.5	16	0.5
<b>Skin and Subcutaneous Tissue</b>				
Rash <sup>d</sup>	28	1.5	36	1.0
Pruritus/generalized pruritus	19	0	14	0

**Table 27: Adverse Reactions in >15% of Patients Receiving OPDIVO - CHECKMATE-025**

Adverse Reaction	OPDIVO (n=406)		Everolimus (n=397)	
	Grades 1-4 (%)	Grades 3-4 (%)	Grades 1-4 (%)	Grades 3-4 (%)
<b>Metabolism and Nutrition</b>				
Decreased appetite	23	1.2	30	1.5
<b>Musculoskeletal and Connective Tissue</b>				
Arthralgia	20	1.0	14	0.5
Back pain	21	3.4	16	2.8

Toxicity was graded per NCI CTCAE v4.

<sup>a</sup> Includes asthenia, decreased activity, fatigue, and malaise.

<sup>b</sup> Includes nasopharyngitis, pharyngitis, rhinitis, and viral upper respiratory infection (URI).

<sup>c</sup> Includes colitis, enterocolitis, and gastroenteritis.

<sup>d</sup> Includes dermatitis, acneiform dermatitis, erythematous rash, generalized rash, macular rash, maculopapular rash, papular rash, pruritic rash, erythema multiforme, and erythema.

Other clinically important adverse reactions in CHECKMATE-025 were:

*General Disorders and Administration Site Conditions:* peripheral edema/edema

*Gastrointestinal Disorders:* abdominal pain/discomfort

*Musculoskeletal and Connective Tissue Disorders:* extremity pain, musculoskeletal pain

*Nervous System Disorders:* headache/migraine, peripheral neuropathy

*Investigations:* weight decreased

*Skin Disorders:* palmar-plantar erythrodysesthesia

**Table 28: Laboratory Values Worsening from Baseline<sup>a</sup> Occurring in >15% of Patients on OPDIVO - CHECKMATE-025**

Laboratory Abnormality	OPDIVO		Everolimus	
	Grades 1-4 (%)	Grades 3-4 (%)	Grades 1-4 (%)	Grades 3-4 (%)
<b>Hematology</b>				
Lymphopenia	42	6	53	11
Anemia	39	8	69	16
<b>Chemistry</b>				
Increased creatinine	42	2.0	45	1.6
Increased AST	33	2.8	39	1.6
Increased alkaline phosphatase	32	2.3	32	0.8
Hyponatremia	32	7	26	6
Hyperkalemia	30	4.0	20	2.1
Hypocalcemia	23	0.9	26	1.3
Increased ALT	22	3.2	31	0.8
Hypercalcemia	19	3.2	6	0.3
<b>Lipids</b>				
Increased triglycerides	32	1.5	67	11
Increased cholesterol	21	0.3	55	1.4

<sup>a</sup> Each test incidence is based on the number of patients who had both baseline and at least one on-study laboratory measurement available: OPDIVO group (range: 259 to 401 patients) and everolimus group (range: 257 to 376 patients).

### Classical Hodgkin Lymphoma

The safety of OPDIVO was evaluated in 266 adult patients with cHL (243 patients in the CHECKMATE-205 and 23 patients in the CHECKMATE-039 trials) [see *Clinical Studies (14.7)*]. Patients received OPDIVO 3 mg/kg as an intravenous infusion over 60 minutes every 2 weeks until disease progression, maximal clinical benefit, or unacceptable toxicity.

The median age was 34 years (range: 18 to 72), 98% of patients had received autologous HSCT, none had received allogeneic HSCT, and 74% had received brentuximab vedotin. The median number of prior systemic regimens was 4 (range: 2 to 15). Patients received a median of 23 doses (cycles) of OPDIVO (range: 1 to 48), with a median duration of therapy of 11 months (range: 0 to 23 months).

Eleven patients died from causes other than disease progression: 3 from adverse reactions within 30 days of the last nivolumab dose, 2 from infection 8 to 9 months after completing nivolumab, and 6 from complications of allogeneic HSCT. Serious adverse reactions occurred in 26% of patients. Dose delay for an adverse reaction occurred in 34% of patients. OPDIVO was discontinued due to adverse reactions in 7% of patients.

The most frequent serious adverse reactions reported in  $\geq 1\%$  of patients were pneumonia, infusion-related reaction, pyrexia, colitis or diarrhea, pleural effusion, pneumonitis, and rash. The most common adverse reactions ( $\geq 20\%$ ) among all patients were upper respiratory tract infection, fatigue, cough, diarrhea, pyrexia, musculoskeletal pain, rash, nausea, and pruritus.

Tables 29 and 30 summarize the adverse reactions and laboratory abnormalities, respectively, in CHECKMATE-205 and CHECKMATE-039.

**Table 29: Adverse Reactions Occurring in  $\geq 10\%$  of Patients - CHECKMATE-205 and CHECKMATE-039**

Adverse Reaction <sup>a</sup>	OPDIVO (n=266)	
	All Grades (%)	Grades 3-4 (%)
<b>Infections</b>		
Upper respiratory tract infection <sup>b</sup>	44	0.8
Pneumonia/bronchopneumonia <sup>c</sup>	13	3.8
Nasal congestion	11	0
<b>General</b>		
Fatigue <sup>d</sup>	39	1.9
Pyrexia	29	<1
<b>Respiratory, Thoracic and Mediastinal</b>		
Cough/productive cough	36	0
Dyspnea/exertional dyspnea	15	1.5
<b>Gastrointestinal</b>		
Diarrhea <sup>e</sup>	33	1.5
Nausea	20	0
Vomiting	19	<1
Abdominal pain <sup>f</sup>	16	<1
Constipation	14	0.4
<b>Musculoskeletal and Connective Tissue</b>		
Musculoskeletal pain <sup>g</sup>	26	1.1
Arthralgia	16	<1

**Table 29: Adverse Reactions Occurring in ≥10% of Patients - CHECKMATE-205 and CHECKMATE-039**

Adverse Reaction <sup>a</sup>	OPDIVO (n=266)	
	All Grades (%)	Grades 3-4 (%)
<b>Skin and Subcutaneous Tissue</b>		
Rash <sup>b</sup>	24	1.5
Pruritus	20	0
<b>Nervous System</b>		
Headache	17	<1
Neuropathy peripheral <sup>i</sup>	12	<1
<b>Injury, Poisoning and Procedural Complications</b>		
Infusion-related reaction	14	<1
<b>Endocrine</b>		
Hypothyroidism/thyroiditis	12	0

Toxicity was graded per NCI CTCAE v4.

- <sup>a</sup> Includes events occurring up to 30 days after last nivolumab dose, regardless of causality. After an immune-mediated adverse reaction, reactions following nivolumab rechallenge were included if they occurred up to 30 days after completing the initial nivolumab course.
- <sup>b</sup> Includes nasopharyngitis, pharyngitis, rhinitis, and sinusitis.
- <sup>c</sup> Includes pneumonia bacterial, pneumonia mycoplasmal, pneumocystis jirovecii pneumonia.
- <sup>d</sup> Includes asthenia.
- <sup>e</sup> Includes colitis.
- <sup>f</sup> Includes abdominal discomfort and upper abdominal pain.
- <sup>g</sup> Includes back pain, bone pain, musculoskeletal chest pain, musculoskeletal discomfort, myalgia, neck pain, and pain in extremity.
- <sup>h</sup> Includes dermatitis, dermatitis acneiform, dermatitis exfoliative, and rash described as macular, papular, maculopapular, pruritic, exfoliative, or acneiform.
- <sup>i</sup> Includes hyperesthesia, hypoesthesia, paresthesia, dysesthesia, peripheral motor neuropathy, peripheral sensory neuropathy, and polyneuropathy. These numbers are specific to treatment-emergent events.

Additional information regarding clinically important adverse reactions:

*Immune-mediated pneumonitis:* In CHECKMATE-205 and CHECKMATE-039, pneumonitis, including interstitial lung disease, occurred in 6.0% (16/266) of patients receiving OPDIVO. Immune-mediated pneumonitis occurred in 4.9% (13/266) of patients receiving OPDIVO (one Grade 3 and 12 Grade 2). The median time to onset was 4.5 months (range: 5 days to 12 months). All 13 patients received systemic corticosteroids, with resolution in 12. Four patients permanently discontinued OPDIVO due to pneumonitis. Eight patients continued OPDIVO (three after dose delay), of whom two had recurrence of pneumonitis.

*Peripheral neuropathy:* Treatment-emergent peripheral neuropathy was reported in 12% (31/266) of all patients receiving OPDIVO. Twenty-eight patients (11%) had new-onset peripheral neuropathy and 3 patients had worsening of neuropathy from baseline. The median time to onset was 50 (range: 1 to 309) days.

*Complications of allogeneic HSCT after OPDIVO:* Of 17 patients with cHL from the CHECKMATE-205 and CHECKMATE-039 trials who underwent allogeneic HSCT after treatment with OPDIVO, 6 patients (35%) died from transplant-related complications. Five deaths occurred in the setting of severe (Grade 3 to 4) or refractory GVHD. Hyperacute GVHD occurred in 2 patients (12%) and Grade 3 or higher GVHD was reported in 5 patients (29%). Hepatic VOD

occurred in 1 patient, who received reduced-intensity conditioned allogeneic HSCT and died of GVHD and multi-organ failure.

Table 30 summarizes laboratory abnormalities in patients with cHL. The most common ( $\geq 20\%$ ) treatment-emergent laboratory abnormalities included cytopenias, liver function abnormalities, and increased lipase. Other common findings ( $\geq 10\%$ ) included increased creatinine, electrolyte abnormalities, and increased amylase.

**Table 30: Laboratory Abnormalities Worsening from Baseline<sup>a</sup> Occurring in  $\geq 10\%$  of Patients - CHECKMATE-205 and CHECKMATE-039**

Laboratory Abnormality	OPDIVO <sup>a</sup> (n=266)	
	All Grades (%) <sup>b</sup>	Grades 3-4 (%) <sup>b</sup>
<b>Hematology</b>		
Leukopenia	38	4.5
Neutropenia	37	5
Thrombocytopenia	37	3.0
Lymphopenia	32	11
Anemia	26	2.6
<b>Chemistry<sup>c</sup></b>		
Increased AST	33	2.6
Increased ALT	31	3.4
Increased lipase	22	9
Increased alkaline phosphatase	20	1.5
Hyponatremia	20	1.1
Hypokalemia	16	1.9
Increased creatinine	16	<1
Hypocalcemia	15	<1
Hyperkalemia	15	1.5
Hypomagnesemia	14	<1
Increased amylase	13	1.5
Increased bilirubin	11	1.5

<sup>a</sup> Each test incidence is based on the number of patients who had both baseline and at least one on-study laboratory measurement: range: 203 to 266 patients.

<sup>b</sup> Includes events occurring up to 30 days after last nivolumab dose. After an immune-mediated adverse reaction, reactions following nivolumab rechallenge were included if they occurred within 30 days of completing the initial nivolumab course.

<sup>c</sup> In addition, in the safety population, fasting hyperglycemia (all grade 1-2) was reported in 27 of 69 (39%) evaluable patients and fasting hypoglycemia (all grade 1-2) in 11 of 69 (16%).

### Squamous Cell Carcinoma of the Head and Neck

The safety of OPDIVO was evaluated in CHECKMATE-141, a randomized, active-controlled, open-label, multicenter trial in patients with recurrent or metastatic SCCHN with progression during or within 6 months of receiving prior platinum-based therapy [see *Clinical Studies (14.8)*]. The trial excluded patients with active autoimmune disease, medical conditions requiring systemic immunosuppression, or recurrent or metastatic carcinoma of the nasopharynx, squamous cell carcinoma of unknown primary histology, salivary gland or non-squamous histologies (e.g., mucosal melanoma). Patients received OPDIVO 3 mg/kg by intravenous infusion over 60 minutes every 2 weeks (n=236) or investigator's choice of either cetuximab (400 mg/m<sup>2</sup> initial dose intravenously followed by 250 mg/m<sup>2</sup> weekly), or methotrexate (40 to 60 mg/m<sup>2</sup> intravenously weekly), or docetaxel (30 to 40 mg/m<sup>2</sup> intravenously weekly). The median duration of exposure

to nivolumab was 1.9 months (range: 1 day to 16.1+ months) in OPDIVO-treated patients. In this trial, 18% of patients received OPDIVO for >6 months and 2.5% of patients received OPDIVO for >1 year.

The median age of all randomized patients was 60 years (range: 28 to 83); 28% of patients in the OPDIVO group were  $\geq 65$  years of age and 37% in the comparator group were  $\geq 65$  years of age, 83% were male and 83% were White, 12% were Asian, and 4% were Black. Baseline ECOG performance status was 0 (20%) or 1 (78%), 45% of patients received only one prior line of systemic therapy, the remaining 55% of patients had two or more prior lines of therapy, and 90% had prior radiation therapy.

Serious adverse reactions occurred in 49% of patients receiving OPDIVO. OPDIVO was discontinued in 14% of patients and was delayed in 24% of patients for an adverse reaction. Adverse reactions and laboratory abnormalities occurring in patients with SCCHN were generally similar to those occurring in patients with melanoma and NSCLC.

The most frequent serious adverse reactions reported in  $\geq 2\%$  of patients receiving OPDIVO were pneumonia, dyspnea, respiratory failure, respiratory tract infection, and sepsis. The most common adverse reactions occurring in  $\geq 10\%$  of OPDIVO-treated patients and at a higher incidence than investigator's choice were cough and dyspnea. The most common laboratory abnormalities occurring in  $\geq 10\%$  of OPDIVO-treated patients and at a higher incidence than investigator's choice were increased alkaline phosphatase, increased amylase, hypercalcemia, hyperkalemia, and increased TSH.

#### Adjuvant Treatment of Urothelial Carcinoma

The safety of OPDIVO was evaluated in CHECKMATE-274, a randomized, double-blind, multicenter trial of adjuvant OPDIVO versus placebo in adult patients who had undergone radical resection of UC originating in the bladder or upper urinary tract (renal pelvis or ureter) and were at high risk of recurrence [see *Clinical Studies (14.9)*]. Patients received OPDIVO 240 mg by intravenous infusion over 30 minutes every 2 weeks (n=351) or placebo (n=348) until recurrence or unacceptable toxicity for a maximum of 1 year. The median duration of OPDIVO treatment was 8.8 months (range: 0 to 12.5).

Serious adverse reactions occurred in 30% of OPDIVO patients. The most frequent serious adverse reaction reported in  $\geq 2\%$  of patients was urinary tract infection. Fatal adverse reactions occurred in 1% of patients; these included events of pneumonitis (0.6%). OPDIVO was discontinued for adverse reactions in 18% of patients. OPDIVO was delayed for adverse reaction in 33% of patients.

The most common adverse reactions (reported in  $\geq 20\%$  of patients) were rash, fatigue, diarrhea, pruritus, musculoskeletal pain, and urinary tract infection.

Tables 31 and 32 summarize adverse reactions and laboratory abnormalities, respectively, in CHECKMATE-274.

**Table 31: Adverse Reactions Occurring in  $\geq 10\%$  of Patients - CHECKMATE-274**

Adverse Reaction	OPDIVO (n=351)		Placebo (n=348)	
	All Grades (%)	Grades 3-4 (%)	All Grades (%)	Grades 3-4 (%)
<b>Skin and Subcutaneous Tissue</b>				
Rash <sup>a</sup>	36	1.7	19	0.3
Pruritus	30	0	16	0
<b>General</b>				
Fatigue/Asthenia	36	1.1	32	0.3
Pyrexia	10	0.3	10	0.3
<b>Gastrointestinal</b>				
Diarrhea <sup>b</sup>	30	2.8	27	1.7
Nausea	16	0.6	13	0
Abdominal pain <sup>c</sup>	15	0.9	15	0.6
Constipation	13	0.3	15	0.3
<b>Musculoskeletal and Connective Tissue</b>				
Musculoskeletal pain <sup>d</sup>	28	0.6	24	0.9
Arthralgia	11	0.3	13	0
<b>Infections</b>				
Urinary tract infection <sup>e</sup>	22	6	23	9
Upper respiratory tract infection <sup>f</sup>	16	0.3	16	0.6
<b>Endocrine</b>				
Hyperthyroidism	11	0	1.1	0
Hypothyroidism	11	0	2.3	0
<b>Renal and Urinary Disorders</b>				
Renal dysfunction <sup>g</sup>	17	1.7	16	0.9
<b>Respiratory, Thoracic and Mediastinal</b>				
Cough <sup>h</sup>	14	0	11	0
Dyspnea <sup>i</sup>	11	0.3	6	0.3
<b>Metabolism and Nutrition</b>				
Decreased appetite	13	0.9	7	0.3
<b>Nervous System Disorders</b>				
Dizziness <sup>j</sup>	11	0.3	9	0
<b>Hepatobiliary</b>				
Hepatitis <sup>k</sup>	11	4	8	0.6

Toxicity was graded per NCI CTCAE v4.

<sup>a</sup> Includes acne, blister, dermatitis, dermatitis acneiform, dermatitis allergic, dermatitis contact, eczema, eczema asteatotic, eczema nummular, erythema, erythema multiforme, lichen sclerosus, lichenoid keratosis, pemphigoid, photosensitivity reaction, pigmentation disorder, psoriasis, rash, rash erythematous, rash macular, rash maculo-papular, rash papular, rash pruritic, rosacea, skin exfoliation, skin lesion, skin reaction, toxic skin eruption, and urticaria.

<sup>b</sup> Includes colitis, colitis microscopic, diarrhea, duodenitis, enteritis, immune-mediated enterocolitis

<sup>c</sup> Includes abdominal pain, abdominal discomfort, abdominal tenderness, lower and upper abdominal pain.

<sup>d</sup> Includes musculoskeletal pain, back pain, bone pain, musculoskeletal chest pain, musculoskeletal discomfort, myalgia, neck pain, pain in extremity and spinal pain.

- <sup>e</sup> Includes cystitis, escherichia urinary tract infection, pyelonephritis, pyelonephritis acute, pyelonephritis chronic, urethritis, urinary tract infection, urinary tract infection bacterial, urinary tract infection staphylococcal, and urosepsis.
- <sup>f</sup> Includes upper respiratory tract infection, nasopharyngitis, pharyngitis and rhinitis.
- <sup>g</sup> Includes acute kidney injury, autoimmune nephritis, blood creatinine increased, glomerular filtration rate decreased, immune-mediated nephritis, nephritis, renal failure, and renal impairment.
- <sup>h</sup> Includes cough, productive cough, and upper-airway cough syndrome.
- <sup>i</sup> Includes dyspnea and exertional dyspnea.
- <sup>j</sup> Includes dizziness, postural dizziness and vertigo.
- <sup>k</sup> Includes aspartate aminotransferase increased, alanine aminotransferase increased, blood bilirubin increased, cholangitis, drug-induced liver injury, hepatic failure, hepatic function abnormal, hepatitis, hepatocellular injury, hyperbilirubinemia, gamma-glutamyltransferase increased, liver injury, and transaminases increased.

**Table 32: Laboratory Abnormalities Worsening from Baseline<sup>a</sup> Occurring in ≥10% of Patients - CHECKMATE-274**

Laboratory Abnormality	OPDIVO (n=351)		Placebo (n=348)	
	All Grades (%)	Grades 3-4 (%)	All Grades (%)	Grades 3-4 (%)
<b>Chemistry</b>				
Increased creatinine	36	1.7	36	2.6
Increased amylase	34	8	23	3.2
Increased lipase	33	12	31	10
Hyperkalemia	32	5	30	6
Increased alkaline phosphatase	24	2.3	15	0.6
Increased AST	24	3.5	16	0.9
Increased ALT	23	2.9	15	0.6
Hyponatremia	22	4.1	17	1.8
Hypocalcemia	17	1.2	11	0.9
Hypomagnesemia	16	0	9	0
Hypercalcemia	12	0.3	8	0.3
<b>Hematology</b>				
Lymphopenia	33	2.9	27	1.5
Anemia	30	1.4	28	0.9
Neutropenia	11	0.6	10	0.3

<sup>a</sup> Each test incidence is based on the number of patients who had both baseline and at least one on-study laboratory measurement available: OPDIVO group (range: 322 to 348 patients) and placebo group (range: 312 to 341 patients).

### Advanced or Metastatic Urothelial Carcinoma

The safety of OPDIVO was evaluated in CHECKMATE-275, a single arm trial in which 270 patients with locally advanced or metastatic urothelial carcinoma had disease progression during or following platinum-containing chemotherapy or had disease progression within 12 months of neoadjuvant or adjuvant treatment with platinum-containing chemotherapy [see *Clinical Studies (14.9)*]. Patients received OPDIVO 3 mg/kg by intravenous infusion over 60 minutes every 2 weeks until disease progression or unacceptable toxicity. The median duration of treatment was 3.3 months (range: 0 to 13.4+). Forty-six percent (46%) of patients had a dose interruption for an adverse reaction.

Fourteen patients (5.2%) died from causes other than disease progression. This includes 4 patients (1.5%) who died from pneumonitis or cardiovascular failure which was attributed to treatment with OPDIVO. Serious adverse reactions occurred in 54% of patients. OPDIVO was discontinued for adverse reactions in 17% of patients.

The most frequent serious adverse reactions reported in  $\geq 2\%$  of patients were urinary tract infection, sepsis, diarrhea, small intestine obstruction, and general physical health deterioration. The most common adverse reactions (reported in  $\geq 20\%$  of patients) were fatigue, musculoskeletal pain, nausea, and decreased appetite.

Tables 33 and 34 summarize adverse reactions and laboratory abnormalities, respectively, in CHECKMATE-275.

**Table 33: Adverse Reactions Occurring in  $\geq 10\%$  of Patients - CHECKMATE-275**

Adverse Reaction	OPDIVO (n=270)	
	All Grades (%)	Grades 3-4 (%)
<b>Adverse Reaction</b>	99	51
<b>General</b>		
Asthenia/fatigue/malaise	46	7
Pyrexia/tumor associated fever	17	0.4
Edema/peripheral edema/peripheral swelling	13	0.4
<b>Musculoskeletal and Connective Tissue</b>		
Musculoskeletal pain <sup>a</sup>	30	2.6
Arthralgia	10	0.7
<b>Metabolism and Nutrition</b>		
Decreased appetite	22	2.2
<b>Gastrointestinal</b>		
Nausea	22	0.7
Diarrhea	17	2.6
Constipation	16	0.4
Abdominal pain <sup>b</sup>	13	1.5
Vomiting	12	1.9
<b>Respiratory, Thoracic and Mediastinal</b>		
Cough/productive cough	18	0
Dyspnea/exertional dyspnea	14	3.3
<b>Infections</b>		
Urinary tract infection/escherichia/fungal urinary tract infection	17	7
<b>Skin and Subcutaneous Tissue</b>		
Rash <sup>c</sup>	16	1.5
Pruritus	12	0
<b>Endocrine</b>		
Thyroid disorders <sup>d</sup>	15	0

Toxicity was graded per NCI CTCAE v4.

<sup>a</sup> Includes back pain, bone pain, musculoskeletal chest pain, musculoskeletal discomfort, myalgia, neck pain, pain in extremity and spinal pain.

<sup>b</sup> Includes abdominal discomfort, lower and upper abdominal pain.

<sup>c</sup> Includes dermatitis, dermatitis acneiform, dermatitis bullous, and rash described as generalized, macular, maculopapular, or pruritic.

<sup>d</sup> Includes autoimmune thyroiditis, blood TSH decrease, blood TSH increase, hyperthyroidism, hypothyroidism, thyroiditis, thyroxine decreased, thyroxine free increased, thyroxine increased, tri-iodothyronine free increased, tri-iodothyronine increased.

**Table 34: Laboratory Abnormalities Worsening from Baseline Occurring in  $\geq 10\%$  of Patients - CHECKMATE-275**

Laboratory Abnormality	OPDIVO <sup>a</sup>	
	All Grades (%)	Grades 3-4 (%)
<b>Chemistry</b>		
Hyperglycemia	42	2.4
Hyponatremia	41	11
Increased creatinine	39	2.0
Increased alkaline phosphatase	33	5.5
Hypocalcemia	26	0.8
Increased AST	24	3.5
Increased lipase	20	7
Hyperkalemia	19	1.2
Increased ALT	18	1.2
Increased amylase	18	4.4
Hypomagnesemia	16	0
<b>Hematology</b>		
Lymphopenia	42	9
Anemia	40	7
Thrombocytopenia	15	2.4
Leukopenia	11	0

<sup>a</sup> Each test incidence is based on the number of patients who had both baseline and at least one on-study laboratory measurement available: range: 84 to 256 patients.

#### MSI-H or dMMR Metastatic Colorectal Cancer

The safety of OPDIVO administered as a single agent or in combination with ipilimumab was evaluated in CHECKMATE-142, a multicenter, non-randomized, multiple parallel-cohort, open-label trial [see *Clinical Studies (14.10)*]. In CHECKMATE-142, 74 patients with mCRC received OPDIVO 3 mg/kg by intravenous infusion over 60 minutes every 2 weeks until disease progression or until intolerable toxicity and 119 patients with mCRC received OPDIVO 3 mg/kg and ipilimumab 1 mg/kg every 3 weeks for 4 doses, then OPDIVO 3 mg/kg every 2 weeks until disease progression or until unacceptable toxicity.

In the OPDIVO with ipilimumab cohort, serious adverse reactions occurred in 47% of patients. Treatment was discontinued in 13% of patients and delayed in 45% of patients for an adverse reaction. The most frequent serious adverse reactions reported in  $\geq 2\%$  of patients were colitis/diarrhea, hepatic events, abdominal pain, acute kidney injury, pyrexia, and dehydration. The most common adverse reactions (reported in  $\geq 20\%$  of patients) were fatigue, diarrhea, pyrexia, musculoskeletal pain, abdominal pain, pruritus, nausea, rash, decreased appetite, and vomiting.

Tables 35 and 36 summarize adverse reactions and laboratory abnormalities, respectively, in CHECKMATE-142. Based on the design of CHECKMATE-142, the data below cannot be used to identify statistically significant differences between the two cohorts summarized below for any adverse reaction.

**Table 35: Adverse Reactions Occurring in ≥10% of Patients - CHECKMATE-142**

Adverse Reaction	OPDIVO (n=74)		OPDIVO and Ipilimumab (n=119)	
	All Grades (%)	Grades 3-4 (%)	All Grades (%)	Grades 3-4 (%)
<b>General</b>				
Fatigue <sup>a</sup>	54	5	49	6
Pyrexia	24	0	36	0
Edema <sup>b</sup>	12	0	7	0
<b>Gastrointestinal</b>				
Diarrhea	43	2.7	45	3.4
Abdominal pain <sup>c</sup>	34	2.7	30	5
Nausea	34	1.4	26	0.8
Vomiting	28	4.1	20	1.7
Constipation	20	0	15	0
<b>Musculoskeletal and Connective Tissue</b>				
Musculoskeletal pain <sup>d</sup>	28	1.4	36	3.4
Arthralgia	19	0	14	0.8
<b>Respiratory, Thoracic and Mediastinal</b>				
Cough	26	0	19	0.8
Dyspnea	8	1	13	1.7
<b>Skin and Subcutaneous Tissue</b>				
Rash <sup>e</sup>	23	1.4	25	4.2
Pruritus	19	0	28	1.7
Dry Skin	7	0	11	0
<b>Infections</b>				
Upper respiratory tract infection <sup>f</sup>	20	0	9	0
<b>Endocrine</b>				
Hyperglycemia	19	2.7	6	1
Hypothyroidism	5	0	14	0.8
Hyperthyroidism	4	0	12	0
<b>Nervous System</b>				
Headache	16	0	17	1.7
Dizziness	14	0	11	0
<b>Metabolism and Nutrition</b>				
Decreased appetite	14	1.4	20	1.7
<b>Psychiatric</b>				
Insomnia	9	0	13	0.8
<b>Investigations</b>				
Weight decreased	8	0	10	0

Toxicity was graded per NCI CTCAE v4.

<sup>a</sup> Includes asthenia.

<sup>b</sup> Includes peripheral edema and peripheral swelling.

<sup>c</sup> Includes upper abdominal pain, lower abdominal pain, and abdominal discomfort.

<sup>d</sup> Includes back pain, pain in extremity, myalgia, neck pain, and bone pain.

<sup>e</sup> Includes dermatitis, dermatitis acneiform, and rash described as maculo-papular, erythematous, and generalized.

<sup>f</sup> Includes nasopharyngitis and rhinitis.

Clinically important adverse reactions reported in <10% of patients receiving OPDIVO with ipilimumab were encephalitis (0.8%), necrotizing myositis (0.8%), and uveitis (0.8%).

**Table 36: Laboratory Abnormalities Worsening from Baseline<sup>a</sup> Occurring in  $\geq 10\%$  of Patients - CHECKMATE-142**

Laboratory Abnormality	OPDIVO (n=74)		OPDIVO and Ipilimumab (n=119)	
	All Grades (%)	Grades 3-4 (%)	All Grades (%)	Grades 3-4 (%)
<b>Hematology</b>				
Anemia	50	7	42	9
Lymphopenia	36	7	25	6
Neutropenia	20	4.3	18	0
Thrombocytopenia	16	1.4	26	0.9
<b>Chemistry</b>				
Increased alkaline phosphatase	37	2.8	28	5
Increased lipase	33	19	39	12
Increased ALT	32	2.8	33	12
Increased AST	31	1.4	40	12
Hyponatremia	27	4.3	26	5
Hypocalcemia	19	0	16	0
Hypomagnesemia	17	0	18	0
Increased amylase	16	4.8	36	3.4
Increased bilirubin	14	4.2	21	5
Hypokalemia	14	0	15	1.8
Increased creatinine	12	0	25	3.6
Hyperkalemia	11	0	23	0.9

<sup>a</sup> Each test incidence is based on the number of patients who had both baseline and at least one on-study laboratory measurement available. Number of evaluable patients ranges from 62 to 71 for the OPDIVO cohort and from 87 to 114 for the OPDIVO and ipilimumab cohort.

### Hepatocellular Carcinoma

The safety of OPDIVO 1 mg/kg in combination with ipilimumab 3 mg/kg was evaluated in a subgroup comprising 49 patients with HCC and Child-Pugh Class A cirrhosis enrolled in Cohort 4 of CHECKMATE-040, a multicenter, multiple-cohort, open-label trial [see *Clinical Studies (14.11)*] who progressed on or were intolerant to sorafenib. OPDIVO and ipilimumab were administered every 3 weeks for 4 doses, followed by single-agent OPDIVO 240 mg every 2 weeks until disease progression or unacceptable toxicity. During the OPDIVO and ipilimumab combination period, 33 of 49 (67%) patients received all 4 planned doses of OPDIVO and ipilimumab. During the entire treatment period, the median duration of exposure to OPDIVO was 5.1 months (range: 0 to 35+ months) and to ipilimumab was 2.1 months (range: 0 to 4.5 months). Forty-seven percent of patients were exposed to treatment for >6 months, and 35% of patients were exposed to treatment for >1 year. Serious adverse reactions occurred in 59% of patients. Treatment was discontinued in 29% of patients and delayed in 65% of patients for an adverse reaction.

The most frequent serious adverse reactions (reported in  $\geq 4\%$  of patients) were pyrexia, diarrhea, anemia, increased AST, adrenal insufficiency, ascites, esophageal varices hemorrhage, hyponatremia, increased blood bilirubin, and pneumonitis.

Tables 37 and 38 summarize the adverse reactions and laboratory abnormalities, respectively, in CHECKMATE-040.

**Table 37: Adverse Reactions Occurring in  $\geq 10\%$  of Patients Receiving OPDIVO in Combination with Ipilimumab in Cohort 4 of CHECKMATE-040**

Adverse Reaction	OPDIVO and Ipilimumab (n=49)	
	All Grades (%)	Grades 3-4 (%)
<b>Skin and Subcutaneous Tissue</b>		
Rash	53	8
Pruritus	53	4
<b>Musculoskeletal and Connective Tissue</b>		
Musculoskeletal pain	41	2
Arthralgia	10	0
<b>Gastrointestinal</b>		
Diarrhea	39	4
Abdominal pain	22	6
Nausea	20	0
Ascites	14	6
Constipation	14	0
Dry mouth	12	0
Dyspepsia	12	2
Vomiting	12	2
Stomatitis	10	0
<b>Respiratory, Thoracic and Mediastinal</b>		
Cough	37	0
Dyspnea	14	0
Pneumonitis	10	2
<b>Metabolism and Nutrition</b>		
Decreased appetite	35	2
<b>General</b>		
Fatigue	27	2
Pyrexia	27	0
Malaise	18	2
Edema	16	2
Influenza-like illness	14	0
Chills	10	0
<b>Nervous System</b>		
Headache	22	0
Dizziness	20	0
<b>Endocrine</b>		
Hypothyroidism	20	0
Adrenal insufficiency	18	4
<b>Investigations</b>		
Weight decreased	20	0
<b>Psychiatric</b>		
Insomnia	18	0
<b>Blood and Lymphatic System</b>		
Anemia	10	4
<b>Infections</b>		
Influenza	10	2
<b>Vascular</b>		
Hypotension	10	0

Clinically important adverse reactions reported in <10% of patients who received OPDIVO with ipilimumab were hyperglycemia (8%), colitis (4%), and increased blood creatine phosphokinase (2%).

**Table 38: Laboratory Abnormalities Worsening from Baseline Occurring in ≥10% of Patients Receiving OPDIVO in Combination with Ipilimumab in Cohort 4 of CHECKMATE-040**

Laboratory Abnormality	OPDIVO and Ipilimumab (n=47)	
	All Grades (%)	Grades 3-4 (%)
<b>Hematology</b>		
Lymphopenia	53	13
Anemia	43	4.3
Neutropenia	43	9
Leukopenia	40	2.1
Thrombocytopenia	34	4.3
<b>Chemistry</b>		
Increased AST	66	40
Increased ALT	66	21
Increased bilirubin	55	11
Increased lipase	51	26
Hyponatremia	49	32
Hypocalcemia	47	0
Increased alkaline phosphatase	40	4.3
Increased amylase	38	15
Hypokalemia	26	2.1
Hyperkalemia	23	4.3
Increased creatinine	21	0
Hypomagnesemia	11	0

In patients who received OPDIVO with ipilimumab, virologic breakthrough occurred in 4 of 28 (14%) patients and 2 of 4 (50%) patients with active HBV or HCV at baseline, respectively. HBV virologic breakthrough was defined as at least a 1 log increase in HBV DNA for those patients with detectable HBV DNA at baseline. HCV virologic breakthrough was defined as a 1 log increase in HCV RNA from baseline.

### Esophageal Cancer

#### *Adjuvant Treatment of Resected Esophageal or Gastroesophageal Junction Cancer*

The safety of OPDIVO was evaluated in CHECKMATE-577, a randomized, placebo-controlled, double-blinded, multicenter trial in 792 treated patients with completely resected (negative margins) esophageal or gastroesophageal junction cancer who had residual pathologic disease following chemoradiotherapy (CRT) [see *Clinical Studies (14.12)*]. The trial excluded patients who did not receive concurrent CRT prior to surgery, had stage IV resectable disease, autoimmune disease, or any condition requiring systemic treatment with either corticosteroids (>10 mg daily prednisone or equivalent) or other immunosuppressive medications. Patients received either OPDIVO 240 mg or placebo by intravenous infusion over 30 minutes every 2 weeks for 16 weeks

followed by 480 mg or placebo by intravenous infusion over 30 minutes every 4 weeks beginning at week 17. Patients were treated until disease recurrence, unacceptable toxicity, or for up to 1-year total duration. The median duration of exposure was 10.1 months (range: <0.1 to 14 months) in OPDIVO-treated patients and 9 months (range: <0.1 to 15 months) in placebo-treated patients. Among patients who received OPDIVO, 61% were exposed for >6 months and 54% were exposed for >9 months.

Serious adverse reactions occurred in 33% of patients receiving OPDIVO. A serious adverse reaction reported in  $\geq 2\%$  of patients who received OPDIVO was pneumonitis. A fatal adverse reaction of myocardial infarction occurred in one patient who received OPDIVO.

OPDIVO was discontinued in 12% of patients and was delayed in 28% of patients for an adverse reaction.

Tables 39 and 40 summarize the adverse reactions and laboratory abnormalities, respectively, in CHECKMATE-577.

**Table 39: Adverse Reactions Occurring in  $\geq 10\%$  of Patients Receiving OPDIVO - CHECKMATE-577**

Adverse Reaction	OPDIVO (n=532)		Placebo (n=260)	
	All Grades (%)	Grades 3-4 (%)	All Grades (%)	Grades 3-4 (%)
<b>Adverse Reaction</b>	96	34	93	32
<b>Gastrointestinal</b>				
Diarrhea	29	0.9	29	0.8
Nausea	23	0.8	21	0
Abdominal Pain <sup>a</sup>	17	0.8	20	1.5
Vomiting	15	0.6	16	1.2
Dysphagia	13	0.8	17	3.5
Dyspepsia <sup>b</sup>	12	0.2	16	0.4
Constipation	11	0	12	0
<b>General</b>				
Fatigue <sup>c</sup>	34	1.3	29	1.5
<b>Respiratory, Thoracic and Mediastinal</b>				
Cough <sup>d</sup>	20	0.2	21	0.4
Dyspnea <sup>e</sup>	12	0.8	12	0.4
<b>Skin and Subcutaneous Tissue</b>				
Rash <sup>f</sup>	21	0.9	10	0.4
Pruritus	13	0.4	6	0
<b>Investigations</b>				
Weight decreased	13	0.4	9	0
<b>Musculoskeletal and Connective Tissue</b>				
Musculoskeletal pain <sup>g</sup>	21	0.6	20	0.8
Arthralgia	10	0.2	8	0
<b>Metabolism and Nutrition</b>				
Decreased appetite	15	0.9	10	0.8
<b>Endocrine</b>				
Hypothyroidism	11	0	1.5	0

<sup>a</sup> Includes upper abdominal pain, lower abdominal pain, and abdominal discomfort.  
<sup>b</sup> Includes gastroesophageal reflux.  
<sup>c</sup> Includes asthenia.

- <sup>d</sup> Includes productive cough.  
<sup>e</sup> Includes dyspnea exertional.  
<sup>f</sup> Includes rash pustular, dermatitis, dermatitis acneiform, dermatitis allergic, dermatitis bullous, exfoliative rash, rash erythematous, rash macular, rash maculo-papular, rash popular, rash pruritic.  
<sup>g</sup> Includes back pain, bone pain, musculoskeletal chest pain, musculoskeletal discomfort, myalgia, myalgia intercostal, neck pain, pain in extremity, spinal pain.

**Table 40: Laboratory Abnormalities Worsening from Baseline<sup>a</sup> Occurring in ≥10% of Patients - CHECKMATE-577**

Laboratory Abnormality	OPDIVO (n=532)		Placebo (n=260)	
	All Grades (%)	Grades 3-4 (%)	All Grades (%)	Grades 3-4 (%)
<b>Chemistry</b>				
Increased AST	27	2.1	22	0.8
Increased alkaline phosphatase	25	0.8	18	0.8
Increased albumin	21	0.2	18	0
Increased ALT	20	1.9	16	1.2
Increased amylase	20	3.9	13	1.3
Hyponatremia	19	1.7	12	1.2
Hyperkalemia	17	0.8	15	1.6
Hypokalemia	12	1	11	1.2
Transaminases increased <sup>b</sup>	11	1.5	6	1.2
<b>Hematology</b>				
Lymphopenia	44	17	35	12
Anemia	27	0.8	21	0.4
Neutropenia	24	1.5	23	0.4

<sup>a</sup> Each test incidence is based on the number of patients who had both baseline and at least one on-study laboratory measurement available: OPDIVO group (range: 163 to 526 patients) and Placebo group (range: 86 to 256 patients).

<sup>b</sup> Includes alanine aminotransferase increased, aspartate aminotransferase increased.

### *First-line Treatment of Unresectable Advanced or Metastatic ESCC*

The safety of OPDIVO in combination with chemotherapy or in combination with ipilimumab was evaluated in CHECKMATE-648, a randomized, active-controlled, multicenter, open-label trial in patients with previously untreated unresectable advanced, recurrent or metastatic ESCC [see *Clinical Studies (14.12)*]. Patients received one of the following treatments:

- OPDIVO 240 mg on days 1 and 15, 5-FU (fluorouracil) 800 mg/m<sup>2</sup>/day intravenously on days 1 through 5 (for 5 days), and cisplatin 80 mg/m<sup>2</sup> intravenously on day 1 (of a 4-week cycle).
- OPDIVO 3 mg/kg every 2 weeks in combination with ipilimumab 1 mg/kg every 6 weeks.
- 5-FU (fluorouracil) 800 mg/m<sup>2</sup>/day intravenously on days 1 through 5 (for 5 days), and cisplatin 80 mg/m<sup>2</sup> intravenously on day 1 (of a 4-week cycle).

Among patients who received OPDIVO with chemotherapy, the median duration of exposure was 5.7 months (range: 0.1 to 30.6 months). Among patients who received OPDIVO and ipilimumab, the median duration of exposure was 2.8 months (range: 0 to 24 months).

Serious adverse reactions occurred in 62% of patients receiving OPDIVO in combination with chemotherapy and in 69% of patients receiving OPDIVO in combination with ipilimumab. The

most frequent serious adverse reactions reported in  $\geq 2\%$  of patients who received OPDIVO with chemotherapy were pneumonia (11%), dysphagia (7%), esophageal stenosis (2.9%), acute kidney injury (2.9%), and pyrexia (2.3%). The most frequent serious adverse reactions reported in  $\geq 2\%$  of patients who received OPDIVO with ipilimumab were pneumonia (10%), pyrexia (4.3%), pneumonitis (4%), aspiration pneumonia (3.7%), dysphagia (3.7%), hepatic function abnormal (2.8%), decreased appetite (2.8%), adrenal insufficiency (2.5%), and dehydration (2.5%).

Fatal adverse reactions occurred in 5 (1.6%) patients who received OPDIVO in combination with chemotherapy; these included pneumonitis, pneumatosis intestinalis, pneumonia, and acute kidney injury and in 5 (1.6%) patients who received OPDIVO in combination with ipilimumab; these included pneumonitis, interstitial lung disease, pulmonary embolism, and acute respiratory distress syndrome.

OPDIVO and/or chemotherapy were discontinued in 39% of patients and were delayed in 71% of patients for an adverse reaction. OPDIVO and/or ipilimumab were discontinued in 23% of patients and were delayed in 46% of patients for an adverse reaction.

The most common adverse reactions reported in  $\geq 20\%$  of patients treated with OPDIVO in combination with chemotherapy were nausea, decreased appetite, fatigue, constipation, stomatitis, diarrhea, and vomiting. The most common adverse reactions reported in  $\geq 20\%$  of patients treated with OPDIVO in combination with ipilimumab were rash, fatigue, pyrexia, nausea, diarrhea, and constipation.

Tables 41 and 42 summarize the adverse reactions and laboratory abnormalities, respectively, in CHECKMATE-648.

**Table 41: Adverse Reactions in  $\geq 10\%$  of Patients - CHECKMATE-648**

Adverse Reaction	OPDIVO with Cisplatin and 5-FU (n=310)		OPDIVO and Ipilimumab (n=322)		Cisplatin and 5-FU (n=304)	
	All Grades (%)	Grades 3-4 (%)	All Grades (%)	Grades 3-4 (%)	All Grades (%)	Grades 3-4 (%)
<b>Gastrointestinal</b>						
Nausea	65	4.2	22	0.6	56	2.6
Constipation	44	1.0	20	0.3	43	1.0
Stomatitis <sup>a</sup>	44	9	11	0.6	35	3.0
Diarrhea	29	2.9	22	1.9	20	2.0
Vomiting	23	2.3	15	1.6	19	3.0
Dysphagia	14	7	12	5	12	4.9
Abdominal pain <sup>b</sup>	13	1.9	10	0.9	11	0.7
<b>Metabolism and Nutrition</b>						
Decreased appetite	51	7	17	4.0	50	6
<b>General</b>						
Fatigue <sup>c</sup>	47	3.5	28	2.5	41	4.9
Pyrexia <sup>d</sup>	19	0.3	23	0.9	12	0.3
Edema <sup>e</sup>	16	0	7	0	13	0
<b>Nervous System</b>						

**Table 41: Adverse Reactions in ≥10% of Patients - CHECKMATE-648**

Adverse Reaction	OPDIVO with Cisplatin and 5-FU (n=310)		OPDIVO and Ipilimumab (n=322)		Cisplatin and 5-FU (n=304)	
	All Grades (%)	Grades 3-4 (%)	All Grades (%)	Grades 3-4 (%)	All Grades (%)	Grades 3-4 (%)
Peripheral neuropathy <sup>f</sup>	18	1.3	2.8	0	13	1.0
<b>Psychiatric</b>						
Insomnia	16	0	8	0	10	0.3
<b>Skin and Subcutaneous Tissue</b>						
Rash <sup>g</sup>	16	0.6	31	3.1	7	0
Pruritus	11	0	17	0.9	3.6	0
Alopecia	10	0			11	0
<b>Respiratory, Thoracic and Mediastinal</b>						
Cough <sup>h</sup>	16	0.3	13	0.3	13	0.3
<b>Infections and Infestations</b>						
Pneumonia <sup>i</sup>	13	5	14	8	10	2.6
<b>Endocrine</b>						
Hypothyroidism	7	0	14	0	0.3	0
<b>Investigations</b>						
Weight decreased	12	0.6	12	1.9	11	1.0
<b>Musculoskeletal and Connective Tissue</b>						
Musculoskeletal pain <sup>j</sup>	11	0.3	14	0.6	8	0.3

Toxicity was graded per NCI CTCAE v4.

- <sup>a</sup> Includes aphthous ulcer, mouth ulceration, and mucosal inflammation.
- <sup>b</sup> Includes abdominal discomfort, abdominal pain lower, and abdominal pain upper.
- <sup>c</sup> Includes asthenia and malaise.
- <sup>d</sup> Includes tumor associated fever.
- <sup>e</sup> Includes swelling, generalized edema, edema peripheral, and peripheral swelling.
- <sup>f</sup> Includes hyperaesthesia, hypoaesthesia, peripheral motor neuropathy, peripheral sensorimotor neuropathy, and peripheral sensory neuropathy.
- <sup>g</sup> Includes dermatitis, dermatitis acneiform, dermatitis allergic, dermatitis bullous, drug eruption, exfoliative rash, rash erythematous, rash follicular, rash macular, rash maculo-papular, rash papular, and rash pruritic.
- <sup>h</sup> Includes productive cough.
- <sup>i</sup> Includes organizing pneumonia, pneumonia bacterial, and pneumonia pseudomonal.
- <sup>j</sup> Includes back pain, bone pain, musculoskeletal chest pain, myalgia, neck pain, pain in extremity, and spinal pain.

**Table 42: Laboratory Values Worsening from Baseline<sup>a</sup> Occurring in ≥10% of Patients - CHECKMATE-648**

Laboratory Abnormality	OPDIVO with Cisplatin and 5-FU (n=310)		OPDIVO and Ipilimumab (n=322)		Cisplatin and 5-FU (n=304)	
	Grades 1-4 (%)	Grades 3-4 (%)	Grades 1-4 (%)	Grades 3-4 (%)	Grades 1-4 (%)	Grades 3-4 (%)
<b>Hematology</b>						
Anemia	81	21	52	7	66	14
Lymphopenia	67	23	50	13	44	8
Neutropenia	61	18	13	1.3	48	13
Leukopenia	53	11			39	5
Thrombocytopenia	43	3.3	12	1.0	29	2.8
<b>Chemistry</b>						
Hyponatremia	52	15	45	11	40	8
Hypocalcemia	43	3.0	32	0	23	0.7
Increased creatinine	41	2.3	15	0.7	31	0.7
Hypomagnesemia	35	1.7	15	0	25	1.8
Hyperglycemia	34	0	43	4.3	36	0.8
Hyperkalemia	33	2.3	23	1.6	24	0.7
Hypokalemia	29	9	19	5	17	6
Increased alkaline phosphatase	26	1.3	31	3.3	15	0
Increased AST	23	3.3	39	6	11	1.4
Increased ALT	23	2.3	33	6	8	0.7
Hypoglycemia	18	0.4	15	1.2	7	0
Hypercalcemia	11	2.6	15	2.0	8	0

<sup>a</sup> Each test incidence is based on the number of patients who had both baseline and at least one on-study laboratory measurement available: OPDIVO with cisplatin and 5-FU group (range: 60 to 305 patients), OPDIVO and ipilimumab group (range: 59 to 307 patients) or cisplatin and 5-FU group (range: 56 to 283 patients).

*Previously-Treated Unresectable Advanced, Recurrent or Metastatic Esophageal Squamous Cell Carcinoma (ESCC)*

The safety of OPDIVO was evaluated in ATTRACTION-3, a randomized, active-controlled, open -label, multicenter trial in 209 patients with unresectable advanced, recurrent or metastatic ESCC refractory or intolerant to at least one fluoropyrimidine- and platinum--based chemotherapy [see *Clinical Studies (14.12)*]. The trial excluded patients who were refractory or intolerant to taxane therapy, had brain metastases that were symptomatic or required treatment, had autoimmune disease, used systemic corticosteroids or immunosuppressants, had apparent tumor invasion of organs adjacent to the esophageal tumor or had stents in the esophagus or respiratory tract. Patients received OPDIVO 240 mg by intravenous infusion over 30 minutes every 2 weeks (n=209) or investigator's choice: docetaxel 75 mg/m<sup>2</sup> intravenously every 3 weeks (n=65) or paclitaxel 100 mg/m<sup>2</sup> intravenously once a week for 6 weeks followed by 1 week off (n=143). Patients were treated until disease progression or unacceptable toxicity. The median duration of exposure was 2.6 months (range: 0 to 29.2 months) in OPDIVO-treated patients and 2.6 months

(range: 0 to 21.4 months) in docetaxel- or paclitaxel-treated patients. Among patients who received OPDIVO, 26% were exposed for >6 months and 10% were exposed for >1 year.

Serious adverse reactions occurred in 38% of patients receiving OPDIVO. Serious adverse reactions reported in  $\geq 2\%$  of patients who received OPDIVO were pneumonia, esophageal fistula, interstitial lung disease and pyrexia. The following fatal adverse reactions occurred in patients who received OPDIVO: interstitial lung disease or pneumonitis (1.4%), pneumonia (1.0%), septic shock (0.5%), esophageal fistula (0.5%), gastrointestinal hemorrhage (0.5%), pulmonary embolism (0.5%), and sudden death (0.5%).

OPDIVO was discontinued in 13% of patients and was delayed in 27% of patients for an adverse reaction.

Tables 43 and 44 summarize the adverse reactions and laboratory abnormalities, respectively, in ATTRACTION-3.

**Table 43: Adverse Reactions Occurring in  $\geq 10\%$  of Patients Receiving OPDIVO - ATTRACTION-3**

Adverse Reaction	OPDIVO (n=209)		Docetaxel or Paclitaxel (n=208)	
	All Grades (%)	Grades 3-4 (%)	All Grades (%)	Grades 3-4 (%)
<b>Skin and Subcutaneous Tissue</b>				
Rash <sup>a</sup>	22	1.9	28	1
Pruritus	12	0	7	0
<b>Metabolism and Nutrition</b>				
Decreased appetite <sup>b</sup>	21	1.9	35	5
<b>Gastrointestinal</b>				
Diarrhea <sup>c</sup>	18	1.9	17	1.4
Constipation	17	0	19	0
Nausea	11	0	20	0.5
<b>Musculoskeletal and Connective Tissue</b>				
Musculoskeletal pain <sup>d</sup>	17	0	26	1.4
<b>Infections</b>				
Upper respiratory tract infection <sup>e</sup>	17	1.0	14	0
Pneumonia <sup>f</sup>	13	5	19	9
<b>Respiratory, Thoracic and Mediastinal</b>				
Cough <sup>g</sup>	16	0	14	0.5
<b>General</b>				
Pyrexia <sup>h</sup>	16	0.5	19	0.5
Fatigue <sup>i</sup>	12	1.4	27	4.8
<b>Blood and Lymphatic System</b>				
Anemia <sup>j</sup>	13	8	30	13
<b>Endocrine</b>				
Hypothyroidism <sup>k</sup>	11	0	1.4	0

Toxicity was graded per NCI CTCAE v4.

<sup>a</sup> Includes urticaria, drug eruption, eczema, eczema asteatotica, eczema nummular, palmar-plantar erythrodysesthesia syndrome, erythema, erythema multiforme, blister, skin exfoliation, Stevens-Johnson syndrome, dermatitis, dermatitis described as acneiform, bullous, or contact, and rash described as maculo-papular, generalized, or pustular.

<sup>b</sup> Includes hypophagia, and food aversion.

<sup>c</sup> Includes colitis.

- <sup>d</sup> Includes spondylolisthesis, peri-arthritis, musculoskeletal chest pain, neck pain, arthralgia, back pain, myalgia, pain in extremity, arthritis, bone pain, and peri-arthritis calcarea.
- <sup>e</sup> Includes influenza, influenza like illness, pharyngitis, nasopharyngitis, tracheitis, and bronchitis and upper respiratory infection with bronchitis.
- <sup>f</sup> Includes pneumonia aspiration, pneumonia bacterial, and lung infection. Two patients (1.0%) died of pneumonia in the OPDIVO treatment arm. Two patients (1.0%) died of pneumonia in the chemotherapy treatment arm; these deaths occurred with paclitaxel only.
- <sup>g</sup> Includes productive cough.
- <sup>h</sup> Includes tumor-associated fever.
- <sup>i</sup> Includes asthenia.
- <sup>j</sup> Includes hemoglobin decreased, and iron deficiency anemia.
- <sup>k</sup> Includes blood thyroid stimulating hormone increased.

**Table 44: Laboratory Abnormalities Worsening from Baseline<sup>a</sup> Occurring in ≥10% of Patients - ATTRACTION-3**

Laboratory Abnormality	OPDIVO (n=209)		Docetaxel or Paclitaxel (n=208)	
	All Grades (%)	Grades 3-4 (%)	All Grades (%)	Grades 3-4 (%)
<b>Chemistry</b>				
Increased creatinine	78	0.5	68	0.5
Hyperglycemia	52	5	62	5
Hyponatremia	42	11	50	12
Increased AST	40	6	30	1.0
Increased alkaline phosphatase	33	4.8	24	1.0
Increased ALT	31	5	22	1.9
Hypercalcemia	22	6	14	2.9
Hyperkalemia	22	0.5	31	1.0
Hypoglycemia	14	1.4	14	0.5
Hypokalemia	11	2.9	13	3.4
<b>Hematology</b>				
Lymphopenia	46	19	72	43
Anemia	42	9	71	17
Leukopenia	11	0.5	79	45

<sup>a</sup> Each test incidence is based on the number of patients who had both baseline and at least one on-study laboratory measurement available: OPDIVO group (209 patients) and Docetaxel or Paclitaxel group (range: 207 to 208 patients).

#### Gastric Cancer, Gastroesophageal Junction Cancer, and Esophageal Adenocarcinoma

The safety of OPDIVO in combination with chemotherapy was evaluated in CHECKMATE-649, a randomized, multicenter, open-label trial in patients with previously untreated advanced or metastatic gastric cancer, gastroesophageal junction cancer, and esophageal adenocarcinoma [see *Clinical Studies (14.13)*]. The trial excluded patients who were known human epidermal growth factor receptor 2 (HER2) positive or had untreated CNS metastases. Patients were randomized to receive OPDIVO in combination with chemotherapy or chemotherapy. Patients received one of the following treatments:

- OPDIVO 240 mg in combination with mFOLFOX6 (fluorouracil, leucovorin and oxaliplatin) every 2 weeks or mFOLFOX6 every 2 weeks.
- OPDIVO 360 mg in combination with CapeOX (capecitabine and oxaliplatin) every 3 weeks or CapeOX every 3 weeks.

Patients were treated with OPDIVO in combination with chemotherapy or chemotherapy until disease progression, unacceptable toxicity, or up to 2 years. The median duration of exposure was 6.8 months (range: 0 to 33.5 months) in OPDIVO and chemotherapy-treated patients. Among patients who received OPDIVO and chemotherapy, 54% were exposed for >6 months and 28% were exposed for >1 year.

Fatal adverse reactions occurred in 16 (2.0%) patients who were treated with OPDIVO in combination with chemotherapy; these included pneumonitis (4 patients), febrile neutropenia (2 patients), stroke (2 patients), gastrointestinal toxicity, intestinal mucositis, septic shock, pneumonia, infection, gastrointestinal bleeding, mesenteric vessel thrombosis, and disseminated intravascular coagulation. Serious adverse reactions occurred in 52% of patients treated with OPDIVO in combination with chemotherapy. OPDIVO and/or chemotherapy were discontinued in 44% of patients and at least one dose was withheld in 76% of patients due to an adverse reaction.

The most frequent serious adverse reactions reported in  $\geq 2\%$  of patients treated with OPDIVO in combination with chemotherapy were vomiting (3.7%), pneumonia (3.6%), anemia (3.6%), pyrexia (2.8%), diarrhea (2.7%), febrile neutropenia (2.6%), and pneumonitis (2.4%). The most common adverse reactions reported in  $\geq 20\%$  of patients treated with OPDIVO in combination with chemotherapy were peripheral neuropathy, nausea, fatigue, diarrhea, vomiting, decreased appetite, abdominal pain, constipation, and musculoskeletal pain.

Tables 45 and 46 summarize the adverse reactions and laboratory abnormalities, respectively, in CHECKMATE-649.

**Table 45: Adverse Reactions in  $\geq 10\%$  of Patients Receiving OPDIVO and Chemotherapy - CHECKMATE-649**

Adverse Reaction	OPDIVO and mFOLFOX6 or CapeOX (n=782)		mFOLFOX6 or CapeOX (n=767)	
	All Grades (%)	Grades 3-4 (%)	All Grades (%)	Grades 3-4 (%)
<b>Adverse Reaction</b>	99	69	98	59
<b>Nervous System</b>				
Peripheral neuropathy <sup>a</sup>	53	7	46	4.8
Headache	11	0.8	6	0.3
<b>Gastrointestinal</b>				
Nausea	48	3.2	44	3.7
Diarrhea	39	5	34	3.7
Vomiting	31	4.2	29	4.2
Abdominal pain <sup>b</sup>	27	2.8	24	2.6
Constipation	25	0.6	21	0.4
Stomatitis <sup>c</sup>	17	1.8	13	0.8
<b>General</b>				
Fatigue <sup>d</sup>	44	7	40	5
Pyrexia <sup>e</sup>	19	1.0	11	0.4
Edema <sup>f</sup>	12	0.5	8	0.1
<b>Metabolism and Nutrition</b>				
Decreased appetite	29	3.6	26	2.5
Hypoalbuminemia <sup>g</sup>	14	0.3	9	0.3

**Table 45: Adverse Reactions in ≥10% of Patients Receiving OPDIVO and Chemotherapy - CHECKMATE-649**

Adverse Reaction	OPDIVO and mFOLFOX6 or CapeOX (n=782)		mFOLFOX6 or CapeOX (n=767)	
	All Grades (%)	Grades 3-4 (%)	All Grades (%)	Grades 3-4 (%)
<b>Investigations</b>				
Weight decreased	17	1.3	15	0.7
Increased lipase	14	7	8	3.7
Increased amylase	12	3.1	5	0.4
<b>Musculoskeletal and Connective Tissue</b>				
Musculoskeletal pain <sup>h</sup>	20	1.3	14	2.0
<b>Skin and Subcutaneous Tissue</b>				
Rash <sup>i</sup>	18	1.7	4.4	0.1
Palmar-plantar erythrodysesthesia syndrome	13	1.5	12	0.8
<b>Respiratory, Thoracic and Mediastinal</b>				
Cough <sup>j</sup>	13	0.1	9	0
<b>Infections and Infestations</b>				
Upper respiratory tract infection <sup>k</sup>	10	0.1	7	0.1

Toxicity was graded per NCI CTCAE v4.

<sup>a</sup> Includes dysaesthesia, hypoaesthesia, peripheral motor neuropathy, peripheral sensorimotor neuropathy, and peripheral sensory neuropathy.

<sup>b</sup> Includes abdominal discomfort, abdominal pain lower, and abdominal pain upper.

<sup>c</sup> Includes aphthous ulcer, mouth ulceration, and mucosal inflammation.

<sup>d</sup> Includes asthenia.

<sup>e</sup> Includes tumor associated fever.

<sup>f</sup> Includes swelling, generalized edema, edema peripheral, and peripheral swelling.

<sup>g</sup> Includes blood albumin decreased.

<sup>h</sup> Includes back pain, bone pain, musculoskeletal chest pain, musculoskeletal discomfort, myalgia, neck pain, pain in extremity, and spinal pain.

<sup>i</sup> Includes dermatitis, dermatitis acneiform, dermatitis allergic, dermatitis bullous, drug eruption, exfoliative rash, nodular rash, rash erythematous, rash macular, rash maculo-papular, rash papular, rash pruritic, and rash vesicular.

<sup>j</sup> Includes productive cough.

<sup>k</sup> Includes nasopharyngitis, pharyngitis, and rhinitis.

**Table 46: Laboratory Values Worsening from Baseline<sup>a</sup> Occurring in ≥10% of Patients - CHECKMATE-649**

Laboratory Abnormality	OPDIVO and mFOLFOX6 or CapeOX (n=782)		mFOLFOX6 or CapeOX (n=767)	
	Grades 1-4 (%)	Grades 3-4 (%)	Grades 1-4 (%)	Grades 3-4 (%)
<b>Hematology</b>				
Neutropenia	73	29	62	23
Leukopenia	69	12	59	9
Thrombocytopenia	68	7	63	4.4
Anemia	59	14	60	10
Lymphopenia	59	12	49	9
<b>Chemistry</b>				
Increased AST	52	4.6	47	1.9
Hypocalcemia	42	1.6	37	1.0

**Table 46: Laboratory Values Worsening from Baseline<sup>a</sup> Occurring in ≥10% of Patients - CHECKMATE-649**

Laboratory Abnormality	OPDIVO and mFOLFOX6 or CapeOX (n=782)		mFOLFOX6 or CapeOX (n=767)	
	Grades 1-4 (%)	Grades 3-4 (%)	Grades 1-4 (%)	Grades 3-4 (%)
Hyperglycemia	41	3.9	38	2.7
Increased ALT	37	3.4	30	1.9
Hyponatremia	34	6	24	5
Hypokalemia	27	7	24	4.8
Hyperbilirubinemia	24	2.8	21	2.0
Increased creatinine	15	1.0	9	0.5
Hyperkalemia	14	1.4	11	0.7
Hypoglycemia	12	0.7	9	0.2
Hypernatremia	11	0.5	7.1	0

<sup>a</sup> Each test incidence is based on the number of patients who had both baseline and at least one on-study laboratory measurement available: OPDIVO and mFOLFOX6 or CapeOX group (407 to 767 patients) or mFOLFOX6 or CapeOX group (range: 405 to 735 patients).

## 6.2 Immunogenicity

As with all therapeutic proteins, there is a potential for immunogenicity. The detection of antibody formation is highly dependent on the sensitivity and specificity of the assay. Additionally, the observed incidence of antibody (including neutralizing antibody) positivity in an assay may be influenced by several factors including assay methodology, sample handling, timing of sample collection, concomitant medications, and underlying disease. For these reasons, comparison of incidence of antibodies to OPDIVO with the incidences of antibodies to other products may be misleading.

Of the 2085 patients who were treated with OPDIVO as a single agent at dose of 3 mg/kg every 2 weeks and evaluable for the presence of anti-nivolumab antibodies, 11% tested positive for treatment-emergent anti-nivolumab antibodies by an electrochemiluminescent (ECL) assay and 0.7% had neutralizing antibodies against nivolumab. There was no evidence of altered pharmacokinetic profile or increased incidence of infusion-related reactions with anti-nivolumab antibody development.

Of the patients with melanoma, advanced renal cell carcinoma, metastatic colorectal cancer, metastatic or recurrent non-small cell lung cancer, and malignant pleural mesothelioma who were treated with OPDIVO and ipilimumab and evaluable for the presence of anti-nivolumab antibodies, the incidence of anti-nivolumab antibodies was 26% (132/516) with OPDIVO 3 mg/kg followed by ipilimumab 1 mg/kg every 3 weeks, 36.7% (180/491) and 25.7% (69/269) with OPDIVO 3 mg/kg every 2 weeks and ipilimumab 1 mg every 6 weeks in non-small cell lung cancer and malignant pleural mesothelioma patients, respectively, and 38% (149/394) with OPDIVO 1 mg/kg followed by ipilimumab 3 mg/kg every 3 weeks. The incidence of neutralizing antibodies against nivolumab was 0.8% (4/516) with OPDIVO 3 mg/kg followed by ipilimumab 1 mg/kg every 3 weeks, 1.4% (7/491) and 0.7% (2/269) with OPDIVO 3 mg/kg every 2 weeks and ipilimumab 1 mg every 6 weeks in non-small cell lung cancer and malignant pleural mesothelioma patients, respectively, and 4.6% (18/394) with OPDIVO 1 mg/kg followed by ipilimumab 3 mg/kg every 3 weeks.

Of the patients with hepatocellular carcinoma who were treated with OPDIVO and ipilimumab every 3 weeks for 4 doses followed by OPDIVO every 2 weeks and were evaluable for the presence of anti-nivolumab antibodies, the incidence of anti-nivolumab antibodies was 45% (20/44) with OPDIVO 3 mg/kg followed by ipilimumab 1 mg/kg and 56% (27/48) with OPDIVO 1 mg/kg followed by ipilimumab 3 mg/kg; the corresponding incidence of neutralizing antibodies against nivolumab was 14% (6/44) and 23% (11/48), respectively.

Of the patients with NSCLC who were treated with OPDIVO 360 mg every 3 weeks in combination with ipilimumab 1 mg/kg every 6 weeks and platinum-doublet chemotherapy, and were evaluable for the presence of anti-nivolumab antibodies, the incidence of anti-nivolumab antibodies was 34% (104/308); the incidence of neutralizing antibodies against nivolumab was 2.6% (8/308).

There was no evidence of increased incidence of infusion-related reactions with anti-nivolumab antibody development.

### **6.3 Postmarketing Experience**

The following adverse reactions have been identified during post-approval use of OPDIVO. Because these reactions are reported voluntarily from a population of uncertain size, it is not always possible to reliably estimate their frequency or establish a causal relationship to drug exposure.

*Eye:* Vogt-Koyanagi-Harada (VKH) syndrome

*Complications of OPDIVO Treatment After Allogeneic HSCT:* Treatment refractory, severe acute and chronic GVHD

*Blood and lymphatic system disorders:* hemophagocytic lymphohistiocytosis (HLH) (including fatal cases), autoimmune hemolytic anemia (including fatal cases)

## **8 USE IN SPECIFIC POPULATIONS**

### **8.1 Pregnancy**

#### Risk Summary

Based on data from animal studies and its mechanism of action [*see Clinical Pharmacology (12.1)*], OPDIVO can cause fetal harm when administered to a pregnant woman. In animal reproduction studies, administration of nivolumab to cynomolgus monkeys from the onset of organogenesis through delivery resulted in increased abortion and premature infant death (*see Data*). Human IgG4 is known to cross the placental barrier and nivolumab is an immunoglobulin G4 (IgG4); therefore, nivolumab has the potential to be transmitted from the mother to the developing fetus. The effects of OPDIVO are likely to be greater during the second and third trimesters of pregnancy. There are no available data on OPDIVO use in pregnant women to evaluate a drug-associated risk. Advise pregnant women of the potential risk to a fetus.

The background risk in the U.S. general population of major birth defects is 2% to 4% and of miscarriage is 15% to 20% of clinically recognized pregnancies.

## Data

### *Animal Data*

A central function of the PD-1/PD-L1 pathway is to preserve pregnancy by maintaining maternal immune tolerance to the fetus. Blockade of PD-L1 signaling has been shown in murine models of pregnancy to disrupt tolerance to the fetus and to increase fetal loss. The effects of nivolumab on prenatal and postnatal development were evaluated in monkeys that received nivolumab twice weekly from the onset of organogenesis through delivery, at exposure levels of between 9 and 42 times higher than those observed at the clinical dose of 3 mg/kg (based on AUC). Nivolumab administration resulted in a non--dose--related increase in spontaneous abortion and increased neonatal death. Based on its mechanism of action, fetal exposure to nivolumab may increase the risk of developing immune-mediated disorders or altering the normal immune response and immune-mediated disorders have been reported in PD-1 knockout mice. In surviving infants (18 of 32 compared to 11 of 16 vehicle-exposed infants) of cynomolgus monkeys treated with nivolumab, there were no apparent malformations and no effects on neurobehavioral, immunological, or clinical pathology parameters throughout the 6-month postnatal period.

## **8.2 Lactation**

### Risk Summary

There are no data on the presence of nivolumab in human milk, the effects on the breastfed child, or the effects on milk production. Because of the potential for serious adverse reactions in the breastfed child, advise women not to breastfeed during treatment and for 5 months after the last dose of OPDIVO.

## **8.3 Females and Males of Reproductive Potential**

### Pregnancy Testing

Verify the pregnancy status of females of reproductive potential prior to initiating OPDIVO [*see Use in Specific Populations (8.1)*].

### Contraception

OPDIVO can cause fetal harm when administered to a pregnant woman [*see Use in Specific Populations (8.1)*]. Advise females of reproductive potential to use effective contraception during treatment with OPDIVO and for at least 5 months following the last dose.

## **8.4 Pediatric Use**

The safety and effectiveness of OPDIVO as a single agent and in combination with ipilimumab have been established in pediatric patients age 12 years and older with microsatellite instability-high (MSI-H) or mismatch repair deficient (dMMR) metastatic colorectal cancer (mCRC) that has progressed following treatment with a fluoropyrimidine, oxaliplatin, and irinotecan. Use of OPDIVO for this indication is supported by evidence from adequate and well-controlled studies of OPDIVO in adults with MSI-H or dMMR mCRC with additional population pharmacokinetic data demonstrating that age and body weight had no clinically meaningful effect on the steady-state exposure of nivolumab, that drug exposure is generally similar between adults and pediatric patients age 12 years and older for monoclonal antibodies, and that the course of MSI-H or dMMR mCRC is sufficiently similar in adults and pediatric patients to allow extrapolation of data in adults

to pediatric patients [see *Dosage and Administration (2.2)*, *Adverse Reactions (6.1)*, *Clinical Pharmacology (12.3)*, *Clinical Studies (14.10)*].

The safety and effectiveness of OPDIVO have not been established (1) in pediatric patients <12 years old with MSI-H or dMMR mCRC or (2) in pediatric patients less than 18 years old for the other approved indications [see *Indications and Usage (1)*].

## 8.5 Geriatric Use

### Single Agent

Of 3569 patients with melanoma, NSCLC, renal cell carcinoma, urothelial carcinoma, ESCC, and esophageal or gastroesophageal junction cancer who were randomized to single agent OPDIVO in clinical studies, 41% were 65 years and over and 10% were 75 years and over. No overall differences in safety or effectiveness were observed between elderly patients and younger patients [see *Clinical Studies (14.1, 14.2, 14.4, 14.6, 14.9, 14.12)*].

In patients with cHL, recurrent head and neck SCC, or dMMR or MSI-H metastatic CRC (mCRC) who were treated with single agent OPDIVO in clinical studies did not include sufficient numbers of patients aged 65 years and over to determine whether they respond differently from younger patients [see *Clinical Studies (14.7, 14.8, 14.10)*].

### In Combination with Ipilimumab

Of the 314 patients with melanoma who were randomized to OPDIVO in combination with ipilimumab, 41% were 65 years or older and 11% were 75 years or older. No overall differences in safety or effectiveness were reported between elderly patients and younger patients [see *Clinical Studies (14.1)*].

Of the 576 patients with NSCLC who were randomized to OPDIVO in combination with ipilimumab, 48% were 65 years or older and 10% were 75 years or older. No overall difference in safety was reported between older patients and younger patients; however, there was a higher discontinuation rate due to adverse reactions in patients aged 75 years or older (29%) relative to all patients who received OPDIVO with ipilimumab (18%). Of the 396 patients in the primary efficacy population (PD-L1  $\geq 1\%$ ) randomized to OPDIVO in combination with ipilimumab, the hazard ratio for overall survival was 0.70 (95% CI: 0.55, 0.89) in the 199 patients younger than 65 years compared to 0.91 (95% CI: 0.72, 1.15) in the 197 patients 65 years or older [see *Clinical Studies (14.3)*].

Of the 303 patients with malignant pleural mesothelioma who were randomized to OPDIVO in combination with ipilimumab, 77% were 65 years old or older and 26% were 75 years or older. No overall difference in safety was reported between older patients and younger patients; however, there were higher rates of serious adverse reactions and discontinuation due to adverse reactions in patients aged 75 years or older (68% and 35%, respectively) relative to all patients who received OPDIVO with ipilimumab (54% and 28%, respectively). For patients aged 75 years or older who received chemotherapy, the rate of serious adverse reactions was 34% and the discontinuation rate due to adverse reactions was 26% relative to 28% and 19% respectively for all patients. The hazard ratio for overall survival was 0.76 (95% CI: 0.52, 1.11) in the 71 patients younger than 65 years compared to 0.74 (95% CI: 0.59, 0.93) in the 232 patients 65 years or older randomized to OPDIVO in combination with ipilimumab [see *Clinical Studies (14.5)*].

Of the 550 patients with renal cell carcinoma who were randomized to OPDIVO in combination with ipilimumab, 38% were 65 years or older and 8% were 75 years or older. No overall difference in safety was reported between elderly patients and younger patients. In elderly patients with intermediate or poor risk, no overall difference in effectiveness was reported [*see Clinical Studies (14.6)*].

Of the 49 patients with hepatocellular carcinoma who were treated with OPDIVO in combination with ipilimumab, 29% were between 65 years and 74 years of age and 8% were 75 years or older. Clinical studies of OPDIVO in combination with ipilimumab did not include sufficient numbers of patients with hepatocellular carcinoma aged 65 and over to determine whether they respond differently from younger patients [*see Clinical Studies (14.11)*].

Of the 325 patients with ESCC who were randomized to OPDIVO in combination with ipilimumab, 43% were 65 years old or older and 7% were 75 years or older. No overall difference in safety was reported between older patients and younger patients; however, there was a higher discontinuation rate due to adverse reactions in patients aged 75 years or older (38%) relative to all patients who received OPDIVO with ipilimumab (23%). For patients aged 75 years or older who received chemotherapy, the discontinuation rate due to adverse reactions was 33% relative to 23% for all patients [*see Clinical Studies (14.12)*].

#### In Combination with Platinum-Doublet Chemotherapy

Of the 179 patients with NSCLC who were randomized to OPDIVO in combination with platinum-doublet chemotherapy, 48% were 65 years old or older and 6% were 75 years old or older. No overall differences in safety or effectiveness were reported between patients older and younger than 65 years [*see Clinical Studies (14.3)*].

#### In Combination with Ipilimumab and Platinum-Doublet Chemotherapy

Of the 361 patients with NSCLC who were randomized to OPDIVO in combination with ipilimumab and platinum-doublet chemotherapy, 51% were 65 years or older and 10% were 75 years or older. No overall difference in safety was reported between older patients and younger patients; however, there was a higher discontinuation rate due to adverse reactions in patients aged 75 years or older (43%) relative to all patients who received OPDIVO with ipilimumab and chemotherapy (24%). For patients aged 75 years or older who received chemotherapy only, the discontinuation rate due to adverse reactions was 16% relative to all patients who had a discontinuation rate of 13%. Based on an updated analysis for overall survival, of the 361 patients randomized to OPDIVO in combination with ipilimumab and platinum-doublet chemotherapy, the hazard ratio for overall survival was 0.61 (95% CI: 0.47, 0.80) in the 176 patients younger than 65 years compared to 0.73 (95% CI: 0.56, 0.95) in the 185 patients 65 years or older [*see Clinical Studies (14.4)*].

#### In Combination with Cabozantinib

Of the 320 patients with renal cell carcinoma who were treated with OPDIVO in combination with cabozantinib, 41% were 65 years or older and 9% were 75 years or older. No overall difference in safety was reported between elderly patients and younger patients [*see Clinical Studies (14.6)*].

### In Combination with Fluoropyrimidine- and Platinum-Containing Chemotherapy

Of the 1,110 patients with ESCC, GC, GEJC, or EAC who were randomized to OPDIVO in combination with fluoropyrimidine- and platinum-containing chemotherapy), 42% were 65 years or older and 10% were 75 years or older. No overall difference in safety was reported between elderly patients and younger patients [see *Clinical Studies (14.12, 14.13)*].

## **11 DESCRIPTION**

Nivolumab is a programmed death receptor-1 (PD-1) blocking antibody. Nivolumab is an IgG4 kappa immunoglobulin that has a calculated molecular mass of 146 kDa. It is expressed in a recombinant Chinese Hamster Ovary (CHO) cell line.

OPDIVO is a sterile, preservative-free, non-pyrogenic, clear to opalescent, colorless to pale-yellow liquid that may contain light (few) particles.

OPDIVO (nivolumab) injection for intravenous use is supplied in single-dose vials. Each mL of OPDIVO solution contains nivolumab 10 mg, mannitol (30 mg), pentetic acid (0.008 mg), polysorbate 80 (0.2 mg), sodium chloride (2.92 mg), sodium citrate dihydrate (5.88 mg), and Water for Injection, USP. May contain hydrochloric acid and/or sodium hydroxide to adjust pH to 6.

## **12 CLINICAL PHARMACOLOGY**

### **12.1 Mechanism of Action**

Binding of the PD-1 ligands, PD-L1 and PD-L2, to the PD-1 receptor found on T cells, inhibits T-cell proliferation and cytokine production. Upregulation of PD-1 ligands occurs in some tumors and signaling through this pathway can contribute to inhibition of active T-cell immune surveillance of tumors. Nivolumab is a human immunoglobulin G4 (IgG4) monoclonal antibody that binds to the PD-1 receptor and blocks its interaction with PD-L1 and PD-L2, releasing PD-1 pathway-mediated inhibition of the immune response, including the anti-tumor immune response. In syngeneic mouse tumor models, blocking PD-1 activity resulted in decreased tumor growth.

Combined nivolumab (anti-PD-1) and ipilimumab (anti-CTLA-4) mediated inhibition results in enhanced T-cell function that is greater than the effects of either antibody alone, and results in improved anti-tumor responses in metastatic melanoma and advanced RCC. In murine syngeneic tumor models, dual blockade of PD-1 and CTLA-4 resulted in increased anti-tumor activity.

### **12.3 Pharmacokinetics**

Nivolumab pharmacokinetics (PK) was assessed using a population PK approach for both single-agent OPDIVO and OPDIVO with ipilimumab. The PK of nivolumab was studied in patients over a dose range of 0.1 mg/kg to 20 mg/kg administered as a single dose or as multiple doses of OPDIVO as a 60-minute intravenous infusion every 2 or 3 weeks. The exposure to nivolumab increases dose proportionally over the dose range of 0.1 to 10 mg/kg administered every 2 weeks. The predicted exposure of nivolumab after a 30-minute infusion is comparable to that observed with a 60-minute infusion. Steady-state concentrations of nivolumab were reached by 12 weeks when administered at 3 mg/kg every 2 weeks, and systemic accumulation was 3.7-fold.

#### Distribution

The geometric mean volume of distribution at steady state ( $V_{ss}$ ) and coefficient of variation (CV%) is 6.8 L (27.3%).

### Elimination

Nivolumab clearance (CL) decreases over time, with a mean maximal reduction from baseline values (CV%) of 24.5% (47.6%) resulting in a geometric mean steady-state clearance (CL<sub>ss</sub>) (CV%) of 8.2 mL/h (53.9%) in patients with metastatic tumors; the decrease in CL<sub>ss</sub> is not considered clinically relevant. Nivolumab clearance does not decrease over time in patients with completely resected melanoma, as the geometric mean population clearance is 24% lower in this patient population compared with patients with metastatic melanoma at steady state.

The geometric mean elimination half-life ( $t_{1/2}$ ) is 25 days (77.5%).

### Specific Populations

The following factors had no clinically important effect on the clearance of nivolumab: age (29 to 87 years), weight (35 to 160 kg), sex, race, baseline LDH, PD-L1 expression, solid tumor type, tumor size, renal impairment ( $eGFR \geq 15$  mL/min/1.73 m<sup>2</sup>), and mild (total bilirubin [TB] less than or equal to the ULN and AST greater than ULN or TB greater than 1 to 1.5 times ULN and any AST) or moderate hepatic impairment (TB greater than 1.5 to 3 times ULN and any AST). Nivolumab has not been studied in patients with severe hepatic impairment (TB greater than 3 times ULN and any AST).

### Drug Interaction Studies

When OPDIVO 3 mg/kg every 3 weeks was administered in combination with ipilimumab 1 mg/kg every 3 weeks, the CL of nivolumab and ipilimumab were unchanged compared to nivolumab or ipilimumab administered alone.

When OPDIVO 1 mg/kg every 3 weeks was administered in combination with ipilimumab 3 mg/kg every 3 weeks, the CL of nivolumab was increased by 29% compared to OPDIVO administered alone and the CL of ipilimumab was unchanged compared to ipilimumab administered alone.

When OPDIVO 3 mg/kg every 2 weeks was administered in combination with ipilimumab 1 mg/kg every 6 weeks, the CL of nivolumab was unchanged compared to OPDIVO administered alone and the CL of ipilimumab was increased by 30% compared to ipilimumab administered alone.

When OPDIVO 360 mg every 3 weeks was administered in combination with ipilimumab 1 mg/kg every 6 weeks and chemotherapy, the CL of nivolumab was unchanged compared to OPDIVO administered alone and the CL of ipilimumab increased by 22% compared to ipilimumab administered alone.

When administered in combination, the CL of nivolumab increased by 20% in the presence of anti-nivolumab antibodies.

## **13 NONCLINICAL TOXICOLOGY**

### **13.1 Carcinogenesis, Mutagenesis, Impairment of Fertility**

No studies have been performed to assess the potential of nivolumab for carcinogenicity or genotoxicity. Fertility studies have not been performed with nivolumab. In 1-month and 3-month repeat-dose toxicology studies in monkeys, there were no notable effects in the male and female reproductive organs; however, most animals in these studies were not sexually mature.

## 13.2 Animal Toxicology and/or Pharmacology

In animal models, inhibition of PD-1 signaling increased the severity of some infections and enhanced inflammatory responses. *M. tuberculosis*-infected PD-1 knockout mice exhibit markedly decreased survival compared with wild-type controls, which correlated with increased bacterial proliferation and inflammatory responses in these animals. PD-1 knockout mice have also shown decreased survival following infection with lymphocytic choriomeningitis virus.

## 14 CLINICAL STUDIES

### 14.1 Unresectable or Metastatic Melanoma

#### Previously Treated Metastatic Melanoma

CHECKMATE-037 (NCT01721746) was a multicenter, open-label trial that randomized (2:1) patients with unresectable or metastatic melanoma to receive OPDIVO 3 mg/kg intravenously every 2 weeks or investigator's choice of chemotherapy, either single-agent dacarbazine 1000 mg/m<sup>2</sup> every 3 weeks or the combination of carboplatin AUC 6 intravenously every 3 weeks and paclitaxel 175 mg/m<sup>2</sup> intravenously every 3 weeks. Patients were required to have progression of disease on or following ipilimumab treatment and, if BRAF V600 mutation positive, a BRAF inhibitor. The trial excluded patients with autoimmune disease, medical conditions requiring systemic immunosuppression, ocular melanoma, active brain metastasis, or a history of Grade 4 ipilimumab-related adverse reactions (except for endocrinopathies) or Grade 3 ipilimumab--related adverse reactions that had not resolved or were inadequately controlled within 12 weeks of the initiating event. Tumor assessments were conducted 9 weeks after randomization then every 6 weeks for the first year, and every 12 weeks thereafter.

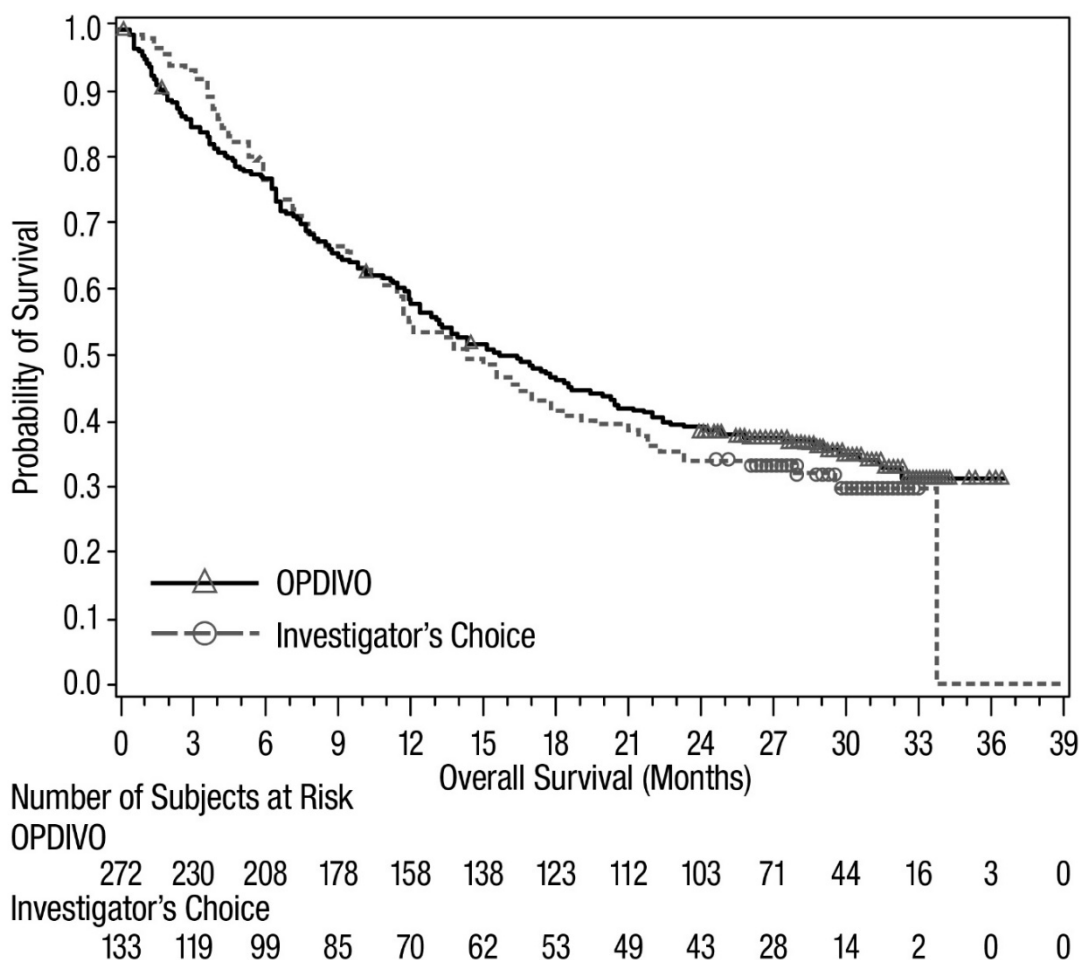
Efficacy was evaluated in a single-arm, non-comparative, planned interim analysis of the first 120 patients who received OPDIVO in CHECKMATE-037 and in whom the minimum duration of follow-up was 6 months. The major efficacy outcome measures in this population were confirmed overall response rate (ORR) as measured by blinded independent central review using Response Evaluation Criteria in Solid Tumors (RECIST 1.1) and duration of response.

Among the 120 patients treated with OPDIVO, the median age was 58 years (range: 25 to 88), 65% of patients were male, 98% were White, and the ECOG performance score was 0 (58%) or 1 (42%). Disease characteristics were M1c disease (76%), BRAF V600 mutation positive (22%), elevated LDH (56%), history of brain metastases (18%), and two or more prior systemic therapies for metastatic disease (68%).

The ORR was 32% (95% confidence interval [CI]: 23, 41), consisting of 4 complete responses and 34 partial responses in OPDIVO-treated patients. Of 38 patients with responses, 87% had ongoing responses with durations ranging from 2.6+ to 10+ months, which included 13 patients with ongoing responses of 6 months or longer.

There were responses in patients with and without BRAF V600 mutation-positive melanoma. A total of 405 patients were randomized and the median duration of OS was 15.7 months (95% CI: 12.9, 19.9) in OPDIVO-treated patients compared to 14.4 months (95% CI: 11.7, 18.2) (HR 0.95; 95.54% CI: 0.73, 1.24) in patients assigned to investigator's choice of treatment. Figure 1 summarizes the OS results.

**Figure 1: Overall Survival - CHECKMATE-037\***



\* The primary OS analysis was not adjusted to account for subsequent therapies, with 54 (40.6%) patients in the chemotherapy arm subsequently receiving an anti-PD1 treatment. OS may be confounded by dropout, imbalance of subsequent therapies, and differences in baseline factors.

### Previously Untreated Metastatic Melanoma

#### *CHECKMATE-066*

CHECKMATE-066 (NCT01721772) was a multicenter, double-blind, randomized (1:1) trial in 418 patients with BRAF V600 wild-type unresectable or metastatic melanoma. Patients were randomized to receive either OPDIVO 3 mg/kg by intravenous infusion every 2 weeks or dacarbazine 1000 mg/m<sup>2</sup> intravenously every 3 weeks until disease progression or unacceptable toxicity. Randomization was stratified by PD-L1 status ( $\geq 5\%$  of tumor cell membrane staining by immunohistochemistry vs.  $< 5\%$  or indeterminate result) and M stage (M0/M1a/M1b versus M1c). Key eligibility criteria included histologically confirmed, unresectable or metastatic, cutaneous, mucosal, or acral melanoma; no prior therapy for metastatic disease; completion of prior adjuvant or neoadjuvant therapy at least 6 weeks prior to randomization; ECOG performance status 0 or 1; absence of autoimmune disease; and absence of active brain or leptomeningeal metastases. The trial excluded patients with ocular melanoma. Tumor assessments were conducted 9 weeks after

randomization then every 6 weeks for the first year and then every 12 weeks thereafter. The major efficacy outcome measure was overall survival (OS). Additional outcome measures included investigator-assessed progression-free survival (PFS) and ORR per RECIST v1.1.

The trial population characteristics were: median age was 65 years (range: 18 to 87), 59% were male, and 99.5% were White. Disease characteristics were M1c stage disease (61%), cutaneous melanoma (74%), mucosal melanoma (11%), elevated LDH level (37%), PD-L1  $\geq$ 5% tumor cell membrane expression (35%), and history of brain metastasis (4%). More patients in the OPDIVO arm had an ECOG performance status of 0 (71% vs. 58%).

CHECKMATE-066 demonstrated a statistically significant improvement in OS for the OPDIVO arm compared with the dacarbazine arm in an interim analysis based on 47% of the total planned events for OS. At the time of analysis, 88% (63/72) of OPDIVO-treated patients had ongoing responses, which included 43 patients with ongoing response of 6 months or longer. Efficacy results are shown in Table 47 and Figure 2.

**Table 47: Efficacy Results - CHECKMATE-066**

	<b>OPDIVO (n=210)</b>	<b>Dacarbazine (n=208)</b>
<b>Overall Survival</b>		
Deaths (%)	50 (24)	96 (46)
Median (months) (95% CI)	NR <sup>a</sup>	10.8 (9.3, 12.1)
Hazard ratio (95% CI) <sup>b</sup>	0.42 (0.30, 0.60)	
p-value <sup>c,d</sup>	<0.0001	
<b>Progression-free Survival</b>		
Disease progression or death (%)	108 (51)	163 (78)
Median (months) (95% CI)	5.1 (3.5, 10.8)	2.2 (2.1, 2.4)
Hazard ratio (95% CI) <sup>b</sup>	0.43 (0.34, 0.56)	
p-value <sup>c,d</sup>	<0.0001	
<b>Overall Response Rate</b>	34%	9%
(95% CI)	(28, 41)	(5, 13)
Complete response rate	4%	1%
Partial response rate	30%	8%

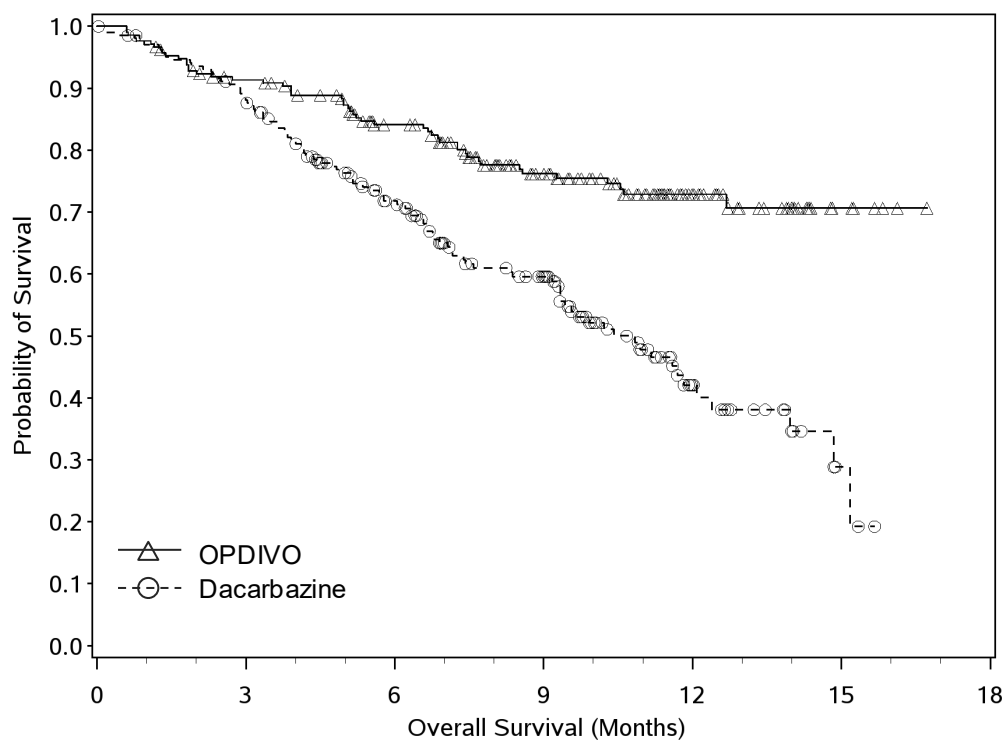
<sup>a</sup> Not Reached

<sup>b</sup> Based on a stratified proportional hazards model.

<sup>c</sup> Based on stratified log-rank test.

<sup>d</sup> p-value is compared with the allocated alpha of 0.0021 for this interim analysis.

**Figure 2: Overall Survival - CHECKMATE-066**



Number at Risk							
OPDIVO	210	185	150	105	45	8	0
Dacarbazine	208	177	123	82	22	3	0

### CHECKMATE-067

CHECKMATE-067 (NCT01844505) was a multicenter, randomized (1:1:1), double-blind trial in 945 patients with previously untreated, unresectable or metastatic melanoma to one of the following arms: OPDIVO and ipilimumab, OPDIVO, or ipilimumab. Patients were required to have completed adjuvant or neoadjuvant treatment at least 6 weeks prior to randomization and have no prior treatment with anti-CTLA-4 antibody and no evidence of active brain metastasis, ocular melanoma, autoimmune disease, or medical conditions requiring systemic immunosuppression.

Patients were randomized to receive:

- OPDIVO 1 mg/kg with ipilimumab 3 mg/kg intravenously every 3 weeks for 4 doses, followed by OPDIVO as a single agent at a dose of 3 mg/kg by intravenous infusion every 2 weeks (OPDIVO and ipilimumab arm),
- OPDIVO 3 mg/kg by intravenous infusion every 2 weeks (OPDIVO arm), or
- Ipilimumab 3 mg/kg intravenously every 3 weeks for 4 doses, followed by placebo every 2 weeks (ipilimumab arm).

Randomization was stratified by PD-L1 expression ( $\geq 5\%$  vs.  $< 5\%$  tumor cell membrane expression) as determined by a clinical trial assay, BRAF V600 mutation status, and M stage per the AJCC staging system (M0, M1a, M1b vs. M1c). Tumor assessments were conducted 12 weeks

after randomization then every 6 weeks for the first year, and every 12 weeks thereafter. The major efficacy outcome measures were investigator-assessed PFS per RECIST v1.1 and OS. Additional efficacy outcome measures were confirmed ORR and duration of response.

The trial population characteristics were: median age 61 years (range: 18 to 90); 65% male; 97% White; ECOG performance score 0 (73%) or 1 (27%). Disease characteristics were: AJCC Stage IV disease (93%); M1c disease (58%); elevated LDH (36%); history of brain metastases (4%); BRAF V600 mutation-positive melanoma (32%); PD-L1  $\geq 5\%$  tumor cell membrane expression as determined by the clinical trials assay (46%); and prior adjuvant therapy (22%).

CHECKMATE-067 demonstrated statistically significant improvements in OS and PFS for patients randomized to either OPDIVO-containing arm as compared with the ipilimumab arm. The trial was not designed to assess whether adding ipilimumab to OPDIVO improves PFS or OS compared to OPDIVO as a single agent. Efficacy results are shown in Table 48 and Figure 3.

**Table 48: Efficacy Results - CHECKMATE-067**

	<b>OPDIVO and Ipilimumab (n=314)</b>	<b>OPDIVO (n=316)</b>	<b>Ipilimumab (n=315)</b>
<b>Overall Survival<sup>a</sup></b>			
Deaths (%)	128 (41)	142 (45)	197 (63)
Hazard ratio <sup>b</sup> (vs. ipilimumab) (95% CI)	0.55 (0.44, 0.69)	0.63 (0.50, 0.78)	
p-value <sup>c, d</sup>	<0.0001	<0.0001	
<b>Progression-free Survival<sup>a</sup></b>			
Disease progression or death	151 (48%)	174 (55%)	234 (74%)
Median (months) (95% CI)	11.5 (8.9, 16.7)	6.9 (4.3, 9.5)	2.9 (2.8, 3.4)
Hazard ratio <sup>b</sup> (vs. ipilimumab) (95% CI)	0.42 (0.34, 0.51)	0.57 (0.47, 0.69)	
p-value <sup>c, e</sup>	<0.0001	<0.0001	
<b>Confirmed Overall Response Rate<sup>a</sup></b>	50%	40%	14%
(95% CI)	(44, 55)	(34, 46)	(10, 18)
p-value <sup>f</sup>	<0.0001	<0.0001	
Complete response	8.9%	8.5%	1.9%
Partial response	41%	31%	12%
<b>Duration of Response</b>			
Proportion $\geq 6$ months in duration	76%	74%	63%
Range (months)	1.2+ to 15.8+	1.3+ to 14.6+	1.0+ to 13.8+

<sup>a</sup> OS results are based on final OS analysis with 28 months of minimum follow-up; PFS (co-primary endpoint) and ORR (secondary endpoint) results were based on primary analysis with 9 months of minimum follow-up.

<sup>b</sup> Based on a stratified proportional hazards model.

<sup>c</sup> Based on stratified log-rank test.

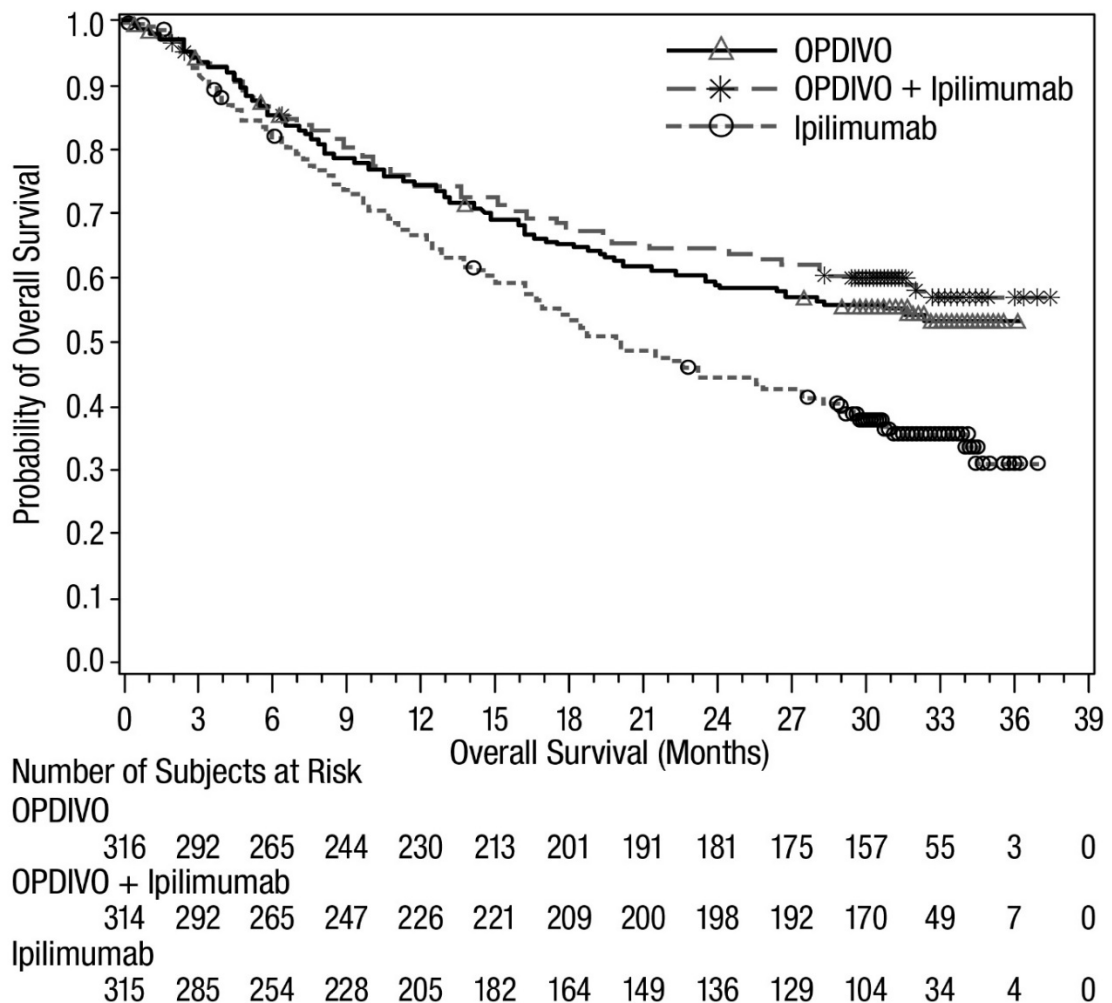
<sup>d</sup> If the maximum of the two OS p-values is less than 0.04 (a significance level assigned by the Hochberg procedure), then both p-values are considered significant.

<sup>e</sup> p-value is compared with .005 of the allocated alpha for final PFS treatment comparisons.

<sup>f</sup> Based on the stratified Cochran-Mantel-Haenszel test.

+ Censored observation

**Figure 3: Overall Survival - CHECKMATE-067**



Based on a minimum follow-up of 48 months, the median OS was not reached (95% CI: 38.2, NR) in the OPDIVO and ipilimumab arm. The median OS was 36.9 months (95% CI: 28.3, NR) in the OPDIVO arm and 19.9 months (95% CI: 16.9, 24.6) in the ipilimumab arm.

Based on a minimum follow-up of 28 months, the median PFS was 11.7 months (95% CI: 8.9, 21.9) in the OPDIVO and ipilimumab arm, 6.9 months (95% CI: 4.3, 9.5) in the OPDIVO arm, and 2.9 months (95% CI: 2.8, 3.2) in the ipilimumab arm. Based on a minimum follow-up of 28 months, the proportion of responses lasting  $\geq 24$  months was 55% in the OPDIVO and ipilimumab arm, 56% in the OPDIVO arm, and 39% in the ipilimumab arm.

#### 14.2 Adjuvant Treatment of Melanoma

CHECKMATE-238 (NCT02388906) was a randomized, double-blind trial in 906 patients with completely resected Stage IIIB/C or Stage IV melanoma. Patients were randomized (1:1) to receive OPDIVO 3 mg/kg by intravenous infusion every 2 weeks or ipilimumab 10 mg/kg intravenously every 3 weeks for 4 doses then every 12 weeks beginning at Week 24 for up to 1 year. Enrollment required complete resection of melanoma with margins negative for disease within 12 weeks prior

to randomization. The trial excluded patients with a history of ocular/uveal melanoma, autoimmune disease, and any condition requiring systemic treatment with either corticosteroids ( $\geq 10$  mg daily prednisone or equivalent) or other immunosuppressive medications, as well as patients with prior therapy for melanoma except surgery, adjuvant radiotherapy after neurosurgical resection for lesions of the central nervous system, and prior adjuvant interferon completed  $\geq 6$  months prior to randomization. Randomization was stratified by PD-L1 status (positive [based on 5% level] vs. negative/indeterminate) and AJCC stage (Stage IIIB/C vs. Stage IV M1a-M1b vs. Stage IV M1c). The major efficacy outcome measure was recurrence-free survival (RFS) defined as the time between the date of randomization and the date of first recurrence (local, regional, or distant metastasis), new primary melanoma, or death, from any cause, whichever occurs first and as assessed by the investigator. Patients underwent imaging for tumor recurrence every 12 weeks for the first 2 years then every 6 months thereafter.

The trial population characteristics were: median age was 55 years (range: 18 to 86), 58% were male, 95% were White, and 90% had an ECOG performance status of 0. Disease characteristics were AJCC Stage IIIB (34%), Stage IIIC (47%), Stage IV (19%), M1a-b (14%), BRAF V600 mutation positive (42%), BRAF wild-type (45%), elevated LDH (8%), PD-L1  $\geq 5\%$  tumor cell membrane expression determined by clinical trial assay (34%), macroscopic lymph nodes (48%), and tumor ulceration (32%).

CHECKMATE-238 demonstrated a statistically significant improvement in RFS for patients randomized to the OPDIVO arm compared with the ipilimumab 10 mg/kg arm. Efficacy results are shown in Table 49 and Figure 4.

**Table 49: Efficacy Results - CHECKMATE-238**

	<b>OPDIVO N=453</b>	<b>Ipilimumab 10 mg/kg N=453</b>
<b>Recurrence-free Survival</b>		
Number of events, n (%)	154 (34%)	206 (45%)
Median (months) (95% CI)	NR <sup>a</sup>	NR <sup>a</sup> (16.56, NR <sup>a</sup> )
Hazard ratio <sup>b</sup> (95% CI) p-value <sup>c,d</sup>	0.65 (0.53, 0.80) p<0.0001	
<b>Overall Survival</b>		
Number of events, n (%) <sup>e</sup>	100 (22%)	111 (25%)
Median (months) (95% CI)	NR <sup>a</sup>	NR <sup>a</sup>
Hazard ratio <sup>b</sup> (95% CI) p-value	0.87 (0.67, 1.14) 0.3148	

<sup>a</sup> Not reached.

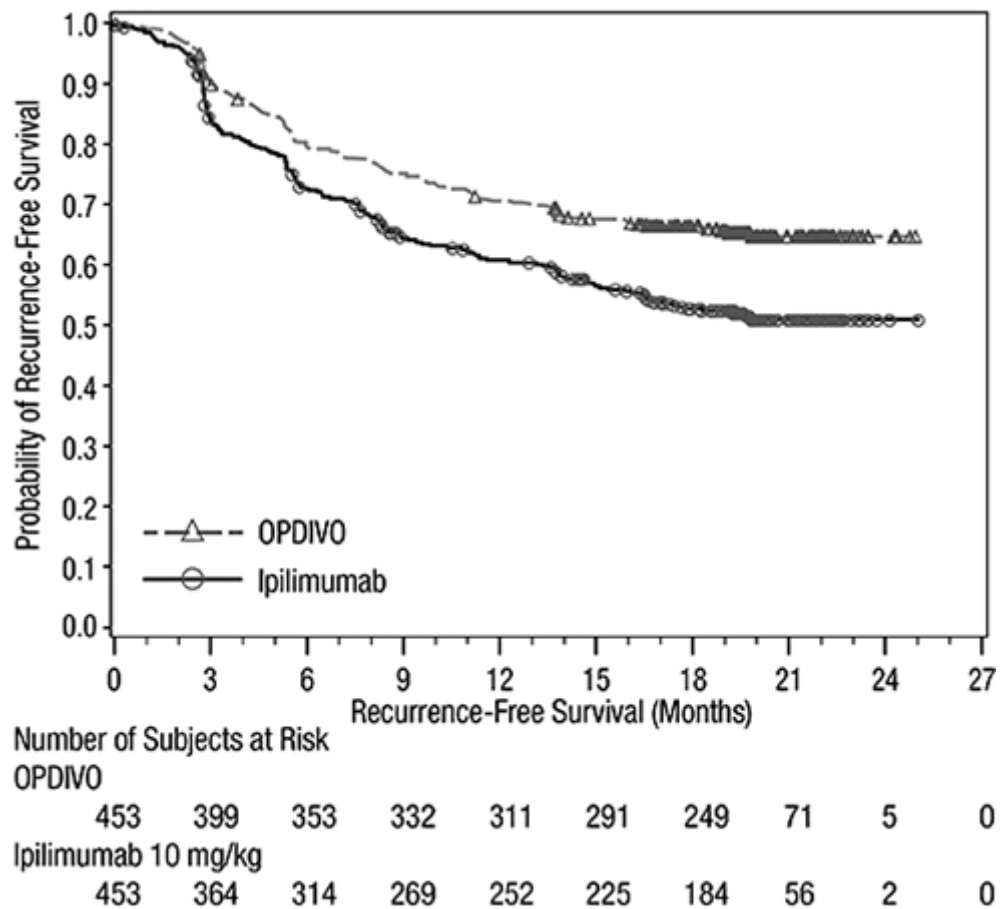
<sup>b</sup> Based on a stratified proportional hazards model.

<sup>c</sup> Based on a stratified log-rank test.

<sup>d</sup> p-value is compared with 0.0244 of the allocated alpha for this analysis.

<sup>e</sup> At the time of the final OS analysis, fewer overall survival events were observed than originally anticipated (approximately 302).

**Figure 4: Recurrence-free Survival -CHECKMATE-238**



### 14.3 Neoadjuvant Treatment of Resectable (Tumors $\geq 4$ cm or Node Positive) Non-Small Cell Lung Cancer

CHECKMATE-816 (NCT02998528) was a randomized, open label trial in patients with resectable NSCLC. The trial included patients with resectable, histologically confirmed Stage IB ( $\geq 4$  cm), II, or IIIA NSCLC (per the 7th edition American Joint Committee on Cancer/Union for International Cancer Control (AJCC/UICC) staging criteria), ECOG performance status 0 or 1, and measurable disease (per RECIST version 1.1). Patients with unresectable or metastatic NSCLC, known EGFR mutations or ALK translocations, Grade 2 or greater peripheral neuropathy, active autoimmune disease, or medical conditions requiring systemic immunosuppression were excluded from the study.

Patients were randomized to receive either:

- OPDIVO 360 mg administered intravenously over 30 minutes and platinum-doublet chemotherapy administered intravenously every 3 weeks for up to 3 cycles, or
- platinum-doublet chemotherapy administered every 3 weeks for up to 3 cycles.

Platinum-doublet chemotherapy consisted of paclitaxel 175 mg/m<sup>2</sup> or 200 mg/m<sup>2</sup> and carboplatin AUC 5 or AUC 6 (any histology); pemetrexed 500 mg/m<sup>2</sup> and cisplatin 75 mg/m<sup>2</sup> (non-squamous histology); or gemcitabine 1000 mg/m<sup>2</sup> or 1250 mg/m<sup>2</sup> and cisplatin 75 mg/m<sup>2</sup> (squamous histology). In the platinum-doublet chemotherapy arm, two additional treatment regimen options included vinorelbine 25 mg/m<sup>2</sup> or 30 mg/m<sup>2</sup> and cisplatin 75 mg/m<sup>2</sup>; or docetaxel 60 mg/m<sup>2</sup> or 75 mg/m<sup>2</sup> and cisplatin 75 mg/m<sup>2</sup> (any histology).

Stratification factors for randomization were tumor PD-L1 expression level ( $\geq 1\%$  versus  $< 1\%$  or non-quantifiable), disease stage (IB/II versus IIIA), and sex (male versus female). Tumor assessments were performed at baseline, within 14 days of surgery, every 12 weeks after surgery for 2 years, then every 6 months for 3 years, and every year for 5 years until disease recurrence or progression. The major efficacy outcome measures were event-free survival (EFS) based on BICR assessment and pathologic complete response (pCR) as evaluated by blinded independent pathology review (BIPR). Additional efficacy outcome measures included OS.

A total of 358 patients were randomized to receive either OPDIVO in combination with platinum-doublet chemotherapy (n=179) or platinum-doublet chemotherapy (n=179). The median age was 65 years (range: 34 to 84) with 51% of patients  $\geq 65$  years and 7% of patients  $\geq 75$  years, 50% were Asian, 47% were White, 2% were Black, and 71% were male. Baseline ECOG performance status was 0 (67%) or 1 (33%); 50% had tumors with PD-L1 expression  $\geq 1\%$ ; 35% had stage IB/II and 64% had stage IIIA disease; 51% had tumors with squamous histology and 49% had tumors with non-squamous histology; and 89% were former/current smokers.

Eighty-three percent of patients in the OPDIVO in combination with platinum-doublet chemotherapy arm had definitive surgery compared to 75% of patients in the platinum-doublet chemotherapy arm.

The study demonstrated statistically significant improvements in EFS and pCR. Efficacy results are presented in Table 50 and Figure 5.

**Table 50: Efficacy Results - CHECKMATE-816**

	<b>OPDIVO and Platinum-Doublet Chemotherapy (n=179)</b>	<b>Platinum-Doublet Chemotherapy (n=179)</b>
<b>Event-free Survival (EFS) per BICR</b>		
Events (%)	64 (35.8)	87 (48.6)
Median (months) <sup>a</sup> (95% CI)	31.6 (30.2, NR)	20.8 (14.0, 26.7)
Hazard Ratio <sup>b</sup> (95% CI)	0.63 (0.45, 0.87)	
Stratified log-rank p-value <sup>c</sup>	0.0052	
<b>Pathologic Complete Response (pCR) per BIPR</b>		
Number of patients with pCR	43	4
pCR Rate (%), (95% CI) <sup>d</sup>	24.0 (18.0, 31.0)	2.2 (0.6, 5.6)
Estimated treatment difference (95% CI) <sup>e</sup>	21.6 (15.1, 28.2)	
p-value <sup>f</sup>	<0.0001	

Minimum follow-up for EFS was 21 months.

<sup>a</sup> Kaplan-Meier estimate.

<sup>b</sup> Based on a stratified Cox proportional hazard model.

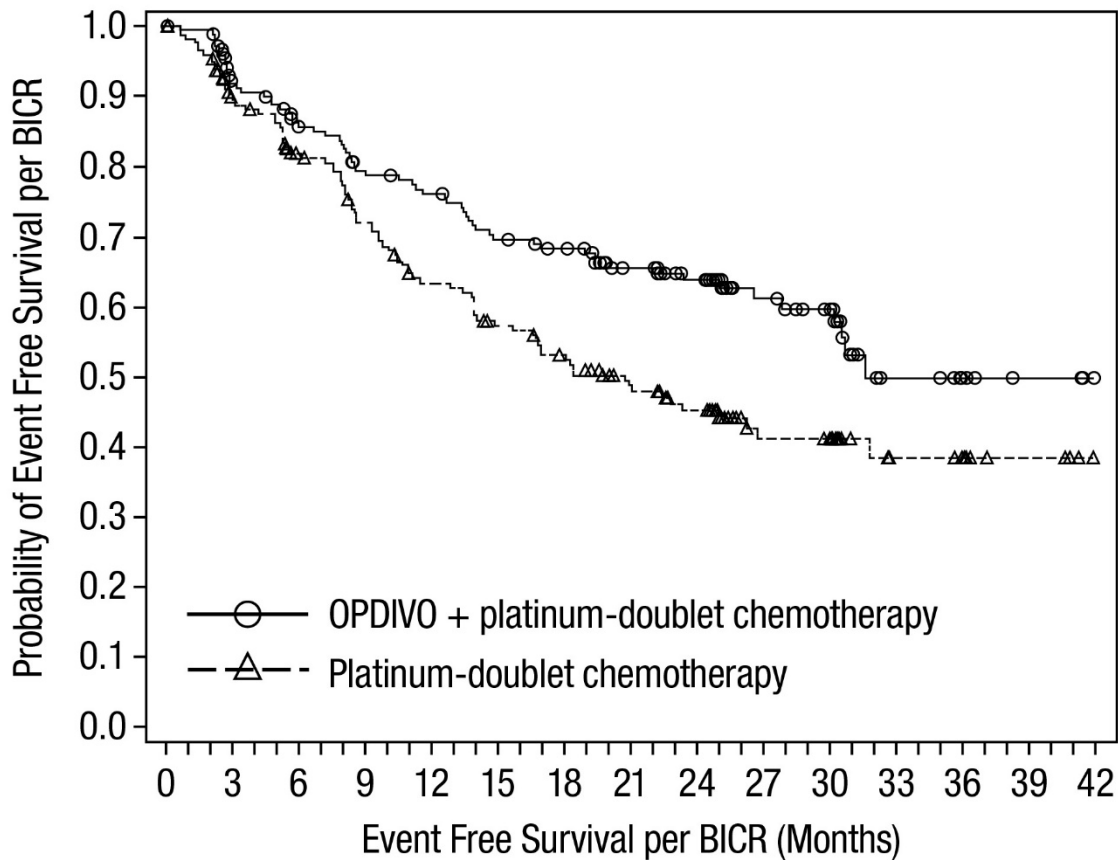
<sup>c</sup> Based on a stratified log-rank test. Boundary for statistical significance: p-value <0.0262.

<sup>d</sup> Based on Clopper and Pearson method.

<sup>e</sup> Strata-adjusted difference based on Cochran-Mantel-Haenszel method of weighting.

<sup>f</sup> From stratified CMH test.

Figure 5: Event-Free Survival - CHECKMATE-816



Number of Subjects at Risk

OPDIVO + platinum-doublet chemotherapy

179 151 136 124 118 107 102 87 74 41 34 13 6 3 0

Platinum-doublet chemotherapy

179 144 126 109 94 83 75 61 52 26 24 13 11 4 0

At the time of the EFS analysis, 26% of the patients had died. A prespecified interim analysis for OS resulted in a HR of 0.57 (95% CI: 0.38, 0.87), which did not cross the boundary for statistical significance.

#### 14.4 Metastatic Non-Small Cell Lung Cancer

##### First-line Treatment of Metastatic Non-Small Cell Lung Cancer (NSCLC) Expressing PD-L1 (≥1%): In Combination with Ipilimumab

CHECKMATE-227 (NCT02477826) was a randomized, open-label, multi-part trial in patients with metastatic or recurrent NSCLC. The study included patients (18 years of age or older) with histologically confirmed Stage IV or recurrent NSCLC (per the 7th International Association for the Study of Lung Cancer [IASLC] classification), ECOG performance status 0 or 1, and no prior anticancer therapy. Patients were enrolled regardless of their tumor PD-L1 status. Patients with

known EGFR mutations or ALK translocations sensitive to available targeted inhibitor therapy, untreated brain metastases, carcinomatous meningitis, active autoimmune disease, or medical conditions requiring systemic immunosuppression were excluded from the study. Patients with treated brain metastases were eligible if neurologically returned to baseline at least 2 weeks prior to enrolment, and either off corticosteroids, or on a stable or decreasing dose of <10 mg daily prednisone equivalents.

Primary efficacy results were based on Part 1a of the study, which was limited to patients with PD-L1 tumor expression  $\geq 1\%$ . Tumor specimens were evaluated prospectively using the PD-L1 IHC 28-8 pharmDx assay at a central laboratory. Randomization was stratified by tumor histology (non-squamous versus squamous). The evaluation of efficacy relied on the comparison between:

- OPDIVO 3 mg/kg administered intravenously over 30 minutes every 2 weeks in combination with ipilimumab 1 mg/kg administered intravenously over 30 minutes every 6 weeks; or
- Platinum-doublet chemotherapy

Chemotherapy regimens consisted of pemetrexed (500 mg/m<sup>2</sup>) and cisplatin (75 mg/m<sup>2</sup>) or pemetrexed (500 mg/m<sup>2</sup>) and carboplatin (AUC 5 or 6) for non-squamous NSCLC or gemcitabine (1000 or 1250 mg/m<sup>2</sup>) and cisplatin (75 mg/m<sup>2</sup>) or gemcitabine (1000 mg/m<sup>2</sup>) and carboplatin (AUC 5) (gemcitabine was administered on Days 1 and 8 of each cycle) for squamous NSCLC.

Study treatment continued until disease progression, unacceptable toxicity, or for up to 24 months. Treatment continued beyond disease progression if a patient was clinically stable and was considered to be deriving clinical benefit by the investigator. Patients who discontinued combination therapy because of an adverse event attributed to ipilimumab were permitted to continue OPDIVO as a single agent. Tumor assessments were performed every 6 weeks from the first dose of study treatment for the first 12 months, then every 12 weeks until disease progression or study treatment was discontinued. The primary efficacy outcome measure was OS. Additional efficacy outcome measures included PFS, ORR, and duration of response as assessed by BICR.

In Part 1a, a total of 793 patients were randomized to receive either OPDIVO in combination with ipilimumab (n=396) or platinum-doublet chemotherapy (n=397). The median age was 64 years (range: 26 to 87) with 49% of patients  $\geq 65$  years and 10% of patients  $\geq 75$  years, 76% White, and 65% male. Baseline ECOG performance status was 0 (34%) or 1 (65%), 50% with PD-L1  $\geq 50\%$ , 29% with squamous and 71% with non-squamous histology, 10% had brain metastases, and 85% were former/current smokers.

The study demonstrated a statistically significant improvement in OS for PD-L1  $\geq 1\%$  patients randomized to the OPDIVO and ipilimumab arm compared with the platinum-doublet chemotherapy arm. The OS results are presented in Table 51 and Figure 6.

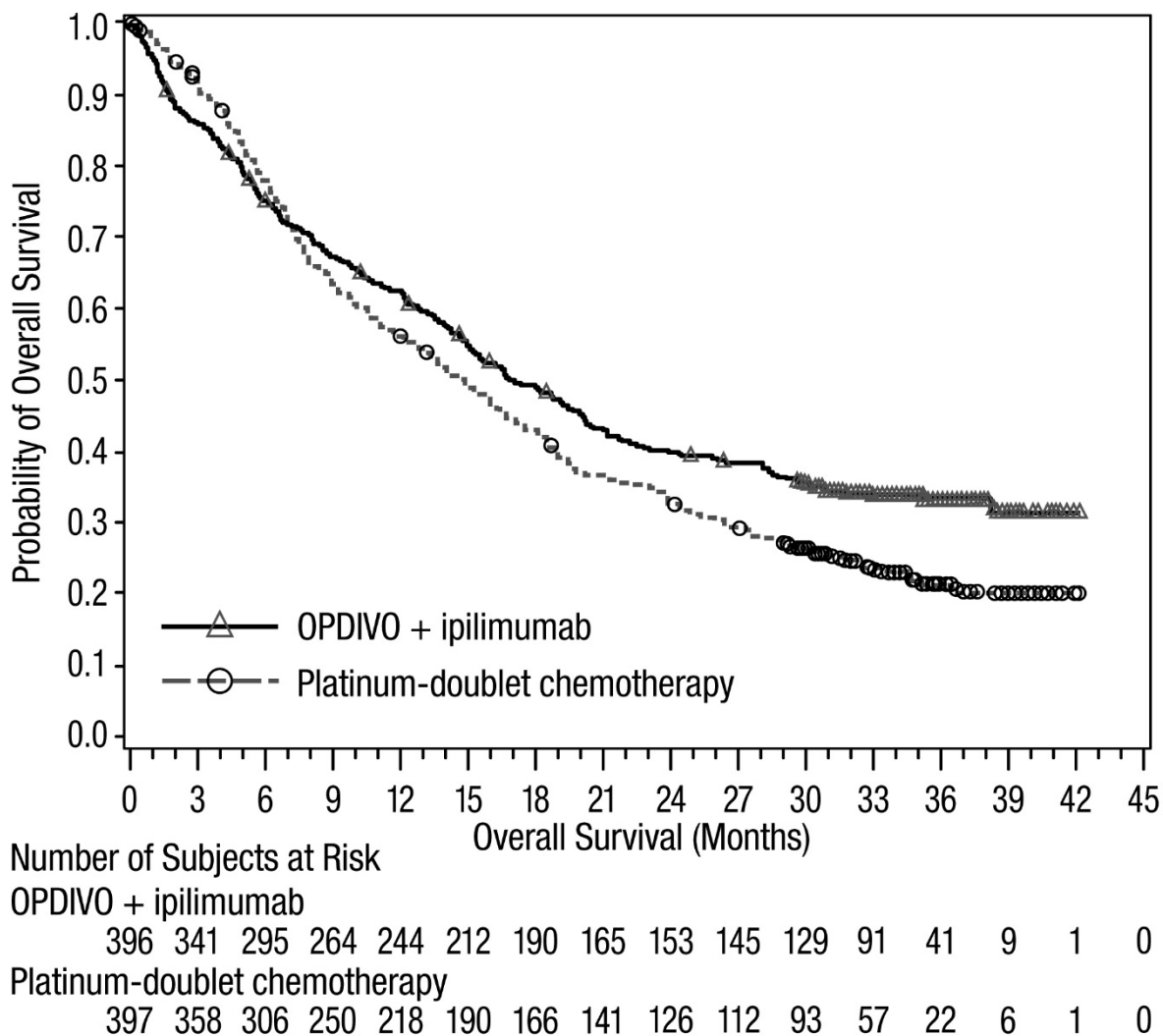
**Table 51: Efficacy Results (PD-L1  $\geq 1\%$ ) - CHECKMATE-227 Part 1a**

	OPDIVO and Ipilimumab (n=396)	Platinum-Doublet Chemotherapy (n=397)
<b>Overall Survival</b>		
Events (%)	258 (65%)	298 (75%)
Median (months) <sup>a</sup> (95% CI)	17.1 (15, 20.1)	14.9 (12.7, 16.7)
Hazard ratio (95% CI) <sup>b</sup>	0.79 (0.67, 0.94)	
Stratified log-rank p-value	0.0066	

<sup>a</sup> Kaplan-Meier estimate.

<sup>b</sup> Based on a stratified Cox proportional hazard model.

**Figure 6: Overall Survival (PD-L1  $\geq 1\%$ ) - CHECKMATE-227**



BICR-assessed PFS showed a HR of 0.82 (95% CI: 0.69, 0.97), with a median PFS of 5.1 months (95% CI: 4.1, 6.3) in the OPDIVO and ipilimumab arm and 5.6 months (95% CI: 4.6, 5.8) in the platinum-doublet chemotherapy arm. The BICR-assessed confirmed ORR was 36% (95% CI: 31, 41) in the OPDIVO and ipilimumab arm and 30% (95% CI: 26, 35) in the platinum-doublet chemotherapy arm. Median duration of response observed in the OPDIVO and ipilimumab arm was 23.2 months and 6.2 months in the platinum-doublet chemotherapy arm.

#### First-line Treatment of Metastatic or Recurrent NSCLC: In Combination with Ipilimumab and Platinum-Doublet Chemotherapy

CHECKMATE-9LA (NCT03215706) was a randomized, open-label trial in patients with metastatic or recurrent NSCLC. The trial included patients (18 years of age or older) with histologically confirmed Stage IV or recurrent NSCLC (per the 7th International Association for the Study of Lung Cancer classification [IASLC]), ECOG performance status 0 or 1, and no prior anticancer therapy (including EGFR and ALK inhibitors) for metastatic disease. Patients were enrolled regardless of their tumor PD-L1 status. Patients with known EGFR mutations or ALK translocations sensitive to available targeted inhibitor therapy, untreated brain metastases, carcinomatous meningitis, active autoimmune disease, or medical conditions requiring systemic immunosuppression were excluded from the study. Patients with stable brain metastases were eligible for enrollment.

Patients were randomized 1:1 to receive either:

- OPDIVO 360 mg administered intravenously over 30 minutes every 3 weeks, ipilimumab 1 mg/kg administered intravenously over 30 minutes every 6 weeks, and platinum-doublet chemotherapy administered intravenously every 3 weeks for 2 cycles, or
- platinum-doublet chemotherapy administered every 3 weeks for 4 cycles.

Platinum-doublet chemotherapy consisted of either carboplatin (AUC 5 or 6) and pemetrexed 500 mg/m<sup>2</sup>, or cisplatin 75 mg/m<sup>2</sup> and pemetrexed 500 mg/m<sup>2</sup> for non-squamous NSCLC; or carboplatin (AUC 6) and paclitaxel 200 mg/m<sup>2</sup> for squamous NSCLC. Patients with non-squamous NSCLC in the control arm could receive optional pemetrexed maintenance therapy. Stratification factors for randomization were tumor PD-L1 expression level ( $\geq 1\%$  versus  $< 1\%$  or non-quantifiable), histology (squamous versus non-squamous), and sex (male versus female). Study treatment continued until disease progression, unacceptable toxicity, or for up to 2 years. Treatment could continue beyond disease progression if a patient was clinically stable and was considered to be deriving clinical benefit by the investigator. Patients who discontinued combination therapy because of an adverse reaction attributed to ipilimumab were permitted to continue OPDIVO as a single agent as part of the study. Tumor assessments were performed every 6 weeks from the first dose of study treatment for the first 12 months, then every 12 weeks until disease progression or study treatment was discontinued. The primary efficacy outcome measure was OS. Additional efficacy outcome measures included PFS, ORR, and duration of response as assessed by BICR.

A total of 719 patients were randomized to receive either OPDIVO in combination with ipilimumab and platinum-doublet chemotherapy (n=361) or platinum-doublet chemotherapy (n=358). The median age was 65 years (range: 26 to 86) with 51% of patients  $\geq 65$  years and 10% of

patients  $\geq 75$  years. The majority of patients were White (89%) and male (70%). Baseline ECOG performance status was 0 (31%) or 1 (68%), 57% had tumors with PD-L1 expression  $\geq 1\%$  and 37% had tumors with PD-L1 expression that was  $< 1\%$ , 32% had tumors with squamous histology and 68% had tumors with non-squamous histology, 17% had CNS metastases, and 86% were former or current smokers.

The study demonstrated a statistically significant benefit in OS, PFS, and ORR. Efficacy results from the prespecified interim analysis when 351 events were observed (87% of the planned number of events for final analysis) are presented in Table 52.

**Table 52: Efficacy Results - CHECKMATE-9LA**

	<b>OPDIVO and Ipilimumab and Platinum-Doublet Chemotherapy (n=361)</b>	<b>Platinum-Doublet Chemotherapy (n=358)</b>
<b>Overall Survival</b>		
Events (%)	156 (43.2)	195 (54.5)
Median (months) (95% CI)	14.1 (13.2, 16.2)	10.7 (9.5, 12.5)
Hazard ratio (96.71% CI) <sup>a</sup>	0.69 (0.55, 0.87)	
Stratified log-rank p-value <sup>b</sup>	0.0006	
<b>Progression-free Survival per BICR</b>		
Events (%)	232 (64.3)	249 (69.6)
Hazard ratio (97.48% CI) <sup>a</sup>	0.70 (0.57, 0.86)	
Stratified log-rank p-value <sup>c</sup>	0.0001	
Median (months) <sup>d</sup> (95% CI)	6.8 (5.6, 7.7)	5.0 (4.3, 5.6)
<b>Overall Response Rate per BICR (%)</b>	38	25
(95% CI) <sup>e</sup>	(33, 43)	(21, 30)
Stratified CMH test p-value <sup>f</sup>	0.0003	
<b>Duration of Response per BICR</b>		
Median (months) (95% CI) <sup>d</sup>	10.0 (8.2, 13.0)	5.1 (4.3, 7.0)

<sup>a</sup> Based on a stratified Cox proportional hazard model.

<sup>b</sup> p-value is compared with the allocated alpha of 0.033 for this interim analysis.

<sup>c</sup> p-value is compared with the allocated alpha of 0.0252 for this interim analysis.

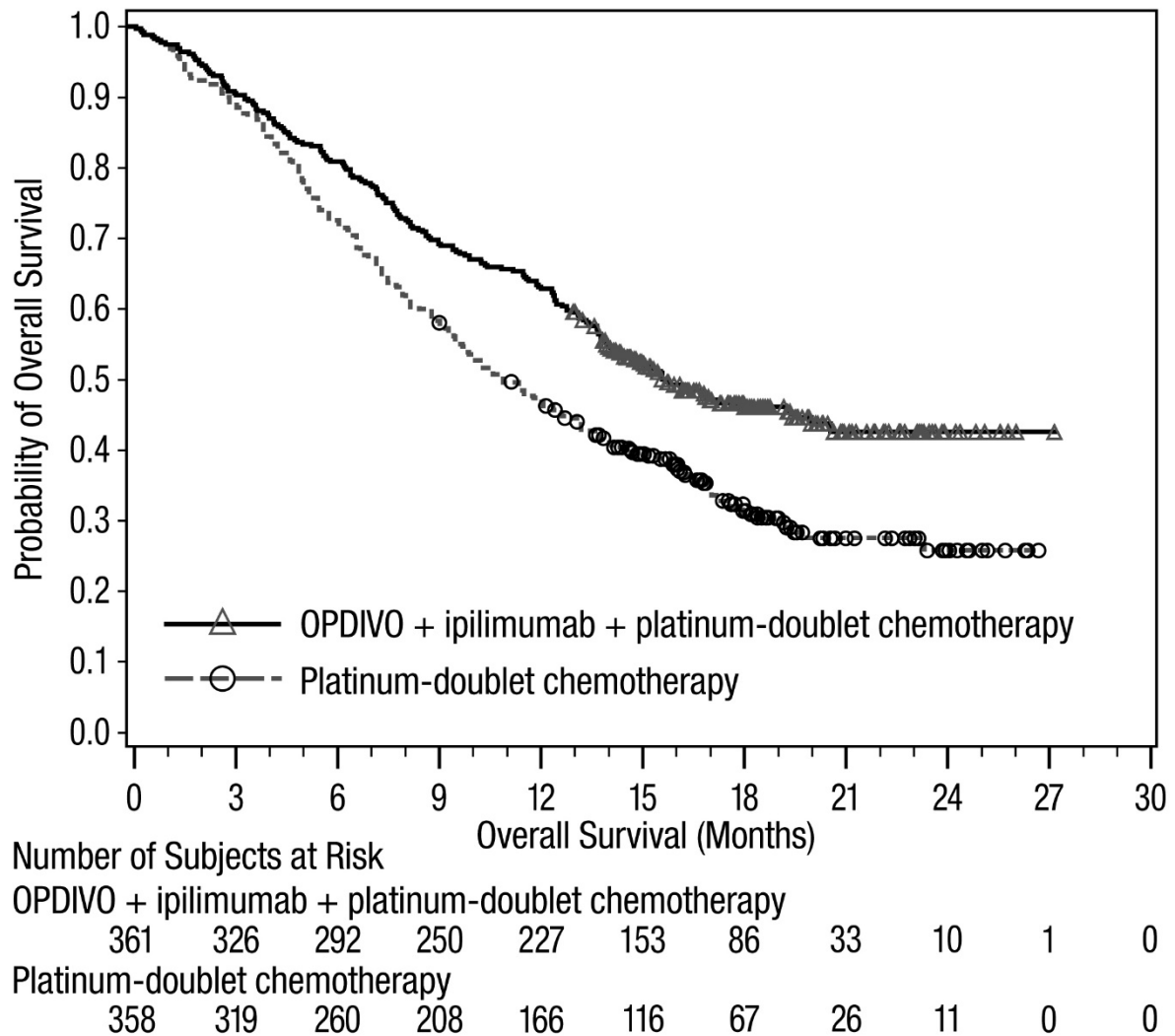
<sup>d</sup> Kaplan-Meier estimate.

<sup>e</sup> Confidence interval based on the Clopper and Pearson Method.

<sup>f</sup> p-value is compared with the allocated alpha of 0.025 for this interim analysis.

With an additional 4.6 months of follow-up, the hazard ratio for overall survival was 0.66 (95% CI: 0.55, 0.80) and median survival was 15.6 months (95% CI: 13.9, 20.0) and 10.9 months (95% CI: 9.5, 12.5) for patients receiving OPDIVO and ipilimumab and platinum-doublet chemotherapy or platinum-doublet chemotherapy, respectively (Figure 7).

Figure 7: Overall Survival - CHECKMATE-9LA



Second-line Treatment of Metastatic Squamous NSCLC

CHECKMATE-017 (NCT01642004) was a randomized (1:1), open-label trial in 272 patients with metastatic squamous NSCLC who had experienced disease progression during or after one prior platinum doublet-based chemotherapy regimen. Patients received OPDIVO 3 mg/kg by intravenous infusion every 2 weeks (n=135) or docetaxel 75 mg/m<sup>2</sup> intravenously every 3 weeks (n=137). Randomization was stratified by prior paclitaxel vs. other prior treatment and region (US/Canada vs. Europe vs. Rest of World). This trial included patients regardless of their PD-L1 status. The trial excluded patients with autoimmune disease, medical conditions requiring systemic immunosuppression, symptomatic interstitial lung disease, or untreated brain metastasis. Patients with treated brain metastases were eligible if neurologically returned to baseline at least 2 weeks prior to enrollment, and either off corticosteroids, or on a stable or decreasing dose of <10 mg daily prednisone equivalents. The first tumor assessments were conducted 9 weeks after randomization and continued every 6 weeks thereafter. The major efficacy outcome measure was OS. Additional efficacy outcome measures were investigator-assessed ORR and PFS.

The trial population characteristics were: median age was 63 years (range: 39 to 85) with 44% ≥65 years of age and 11% ≥75 years of age. The majority of patients were White (93%) and male (76%); the majority of patients were enrolled in Europe (57%) with the remainder in US/Canada (32%) and the rest of the world (11%). Baseline ECOG performance status was 0 (24%) or 1 (76%) and 92% were former/current smokers. Baseline disease characteristics of the population as reported by investigators were Stage IIIb (19%), Stage IV (80%), and brain metastases (6%). All patients received prior therapy with a platinum-doublet regimen and 99% of patients had tumors of squamous-cell histology.

The trial demonstrated a statistically significant improvement in OS for patients randomized to OPDIVO as compared with docetaxel at the prespecified interim analysis when 199 events were observed (86% of the planned number of events for final analysis). Efficacy results are shown in Table 53 and Figure 8.

**Table 53: Efficacy Results - CHECKMATE-017**

	<b>OPDIVO (n=135)</b>	<b>Docetaxel (n=137)</b>
<b>Overall Survival</b>		
Deaths (%)	86 (64%)	113 (82%)
Median (months) (95% CI)	9.2 (7.3, 13.3)	6.0 (5.1, 7.3)
Hazard ratio (95% CI) <sup>a</sup>	0.59 (0.44, 0.79)	
p-value <sup>b,c</sup>	0.0002	
<b>Overall Response Rate</b>		
(95% CI)	27 (20%) (14, 28)	12 (9%) (5, 15)
p-value <sup>d</sup>	0.0083	
Complete response	1 (0.7%)	0
Median duration of response (months) (95% CI)	NR <sup>e</sup> (9.8, NR <sup>e</sup> )	8.4 (3.6, 10.8)
<b>Progression-free Survival</b>		
Disease progression or death (%)	105 (78%)	122 (89%)
Median (months)	3.5	2.8
Hazard ratio (95% CI) <sup>a</sup>	0.62 (0.47, 0.81)	
p-value <sup>b</sup>	0.0004	

<sup>a</sup> Based on a stratified proportional hazards model.

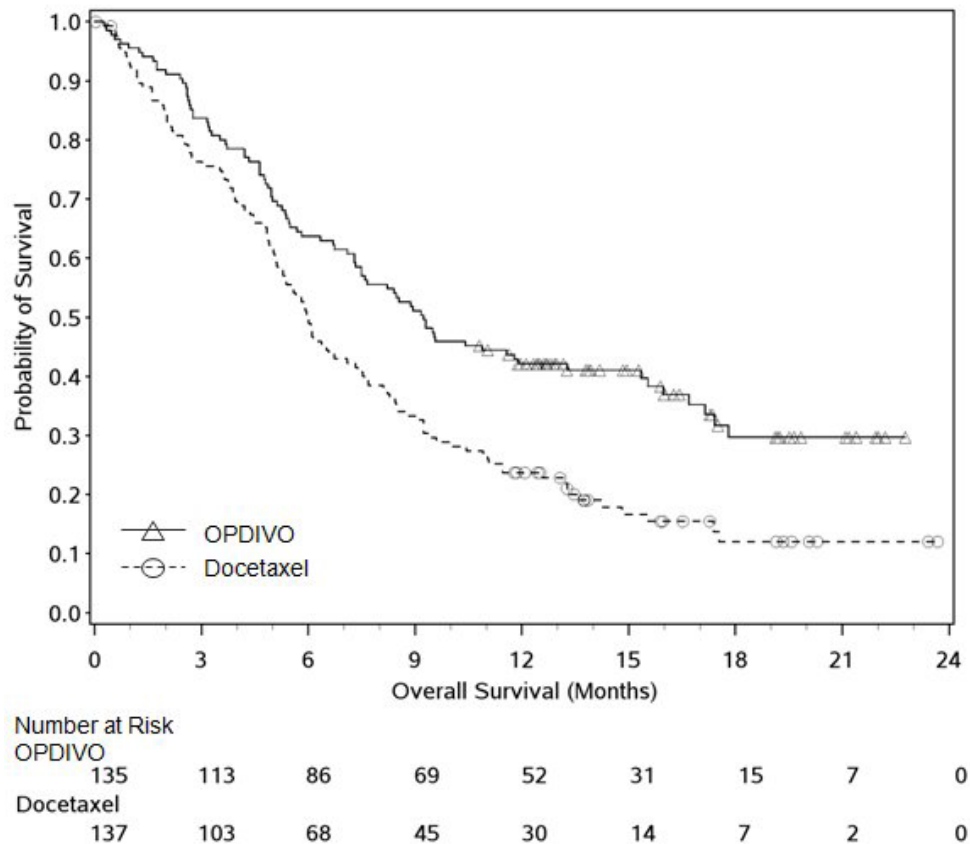
<sup>b</sup> Based on stratified log-rank test.

<sup>c</sup> p-value is compared with .0315 of the allocated alpha for this interim analysis.

<sup>d</sup> Based on the stratified Cochran-Mantel-Haenszel test.

<sup>e</sup> Not Reached

**Figure 8: Overall Survival - CHECKMATE-017**



Archival tumor specimens were retrospectively evaluated for PD-L1 expression. Across the trial population, 17% of 272 patients had non-quantifiable results. Among the 225 patients with quantifiable results, 47% had PD-L1 negative squamous NSCLC, defined as <1% of tumor cells expressing PD-L1 and 53% had PD-L1 positive squamous NSCLC defined as ≥1% of tumor cells expressing PD-L1. In pre-specified exploratory subgroup analyses, the hazard ratios for survival were 0.58 (95% CI: 0.37, 0.92) in the PD-L1 negative subgroup and 0.69 (95% CI: 0.45, 1.05) in the PD-L1 positive subgroup.

#### Second-line Treatment of Metastatic Non-Squamous NSCLC

CHECKMATE-057 (NCT01673867) was a randomized (1:1), open-label trial in 582 patients with metastatic non-squamous NSCLC who had experienced disease progression during or after one prior platinum doublet-based chemotherapy regimen. Appropriate prior targeted therapy in patients with known sensitizing EGFR mutation or ALK translocation was allowed. Patients received OPDIVO 3 mg/kg by intravenous infusion every 2 weeks (n=292) or docetaxel 75 mg/m<sup>2</sup> intravenously every 3 weeks (n=290). Randomization was stratified by prior maintenance therapy (yes vs. no) and number of prior therapies (1 vs. 2). The trial excluded patients with autoimmune disease, medical conditions requiring systemic immunosuppression, symptomatic interstitial lung disease, or untreated brain metastasis. Patients with treated brain metastases were eligible if neurologically stable. The first tumor assessments were conducted 9 weeks after randomization and continued every 6 weeks thereafter. The major efficacy outcome measure was OS. Additional

efficacy outcome measures were investigator-assessed ORR and PFS. In addition, prespecified analyses were conducted in subgroups defined by PD-L1 expression.

The trial population characteristics: median age was 62 years (range: 21 to 85) with 42% of patients ≥65 years and 7% of patients ≥75 years. The majority of patients were White (92%) and male (55%); the majority of patients were enrolled in Europe (46%) followed by the US/Canada (37%) and the rest of the world (17%). Baseline ECOG performance status was 0 (31%) or 1 (69%), 79% were former/current smokers, 3.6% had NSCLC with ALK rearrangement, 14% had NSCLC with EGFR mutation, and 12% had previously treated brain metastases. Prior therapy included platinum-doublet regimen (100%) and 40% received maintenance therapy as part of the first-line regimen. Histologic subtypes included adenocarcinoma (93%), large cell (2.4%), and bronchoalveolar (0.9%).

CHECKMATE-057 demonstrated a statistically significant improvement in OS for patients randomized to OPDIVO as compared with docetaxel at the prespecified interim analysis when 413 events were observed (93% of the planned number of events for final analysis). Efficacy results are shown in Table 54 and Figure 9.

**Table 54: Efficacy Results - CHECKMATE-057**

	<b>OPDIVO (n=292)</b>	<b>Docetaxel (n=290)</b>
<b>Overall Survival</b>		
Deaths (%)	190 (65%)	223 (77%)
Median (months) (95% CI)	12.2 (9.7, 15.0)	9.4 (8.0, 10.7)
Hazard ratio (95% CI) <sup>a</sup>	0.73 (0.60, 0.89)	
p-value <sup>b,c</sup>	0.0015	
<b>Overall Response Rate</b>		
(95% CI)	56 (19%) (15, 24)	36 (12%) (9, 17)
p-value <sup>d</sup>	0.02	
Complete response	4 (1.4%)	1 (0.3%)
Median duration of response (months) (95% CI)	17 (8.4, NR <sup>e</sup> )	6 (4.4, 7.0)
<b>Progression-free Survival</b>		
Disease progression or death (%)	234 (80%)	245 (84%)
Median (months)	2.3	4.2
Hazard ratio (95% CI) <sup>a</sup>	0.92 (0.77, 1.11)	
p-value <sup>b</sup>	0.39	

<sup>a</sup> Based on a stratified proportional hazards model.

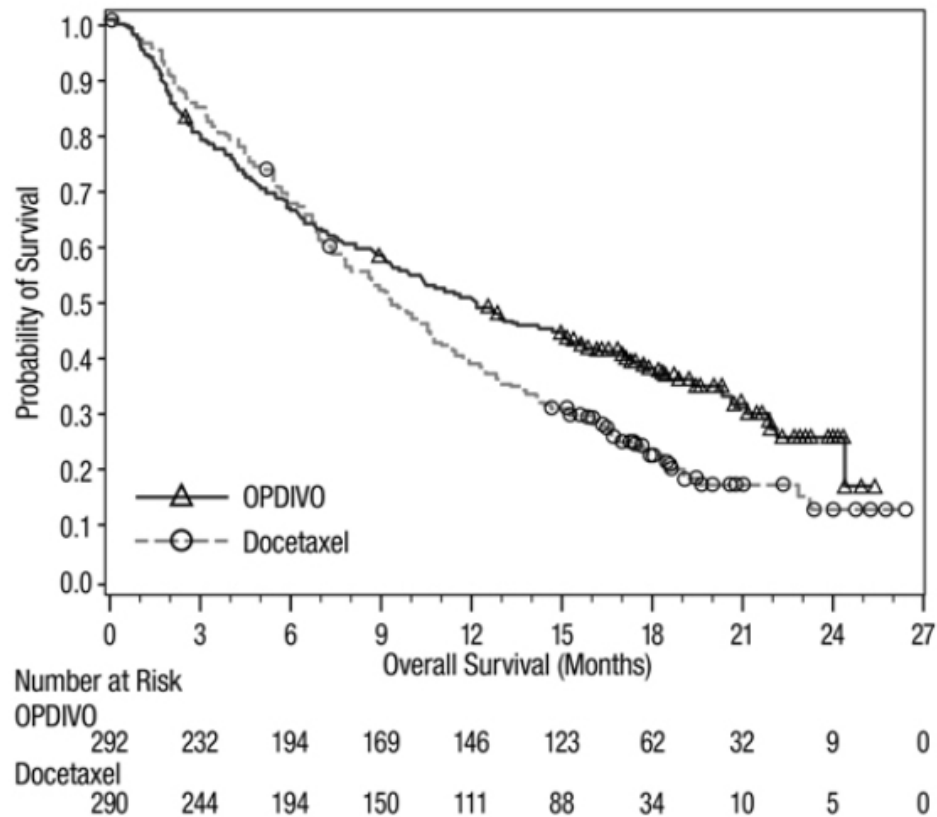
<sup>b</sup> Based on stratified log-rank test.

<sup>c</sup> p-value is compared with .0408 of the allocated alpha for this interim analysis.

<sup>d</sup> Based on the stratified Cochran-Mantel-Haenszel test.

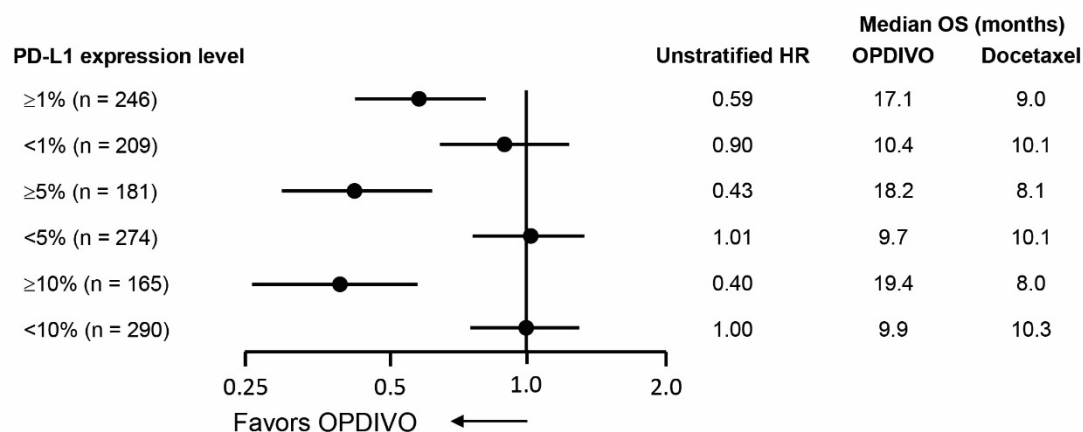
<sup>e</sup> Not Reached.

**Figure 9: Overall Survival - CHECKMATE-057**

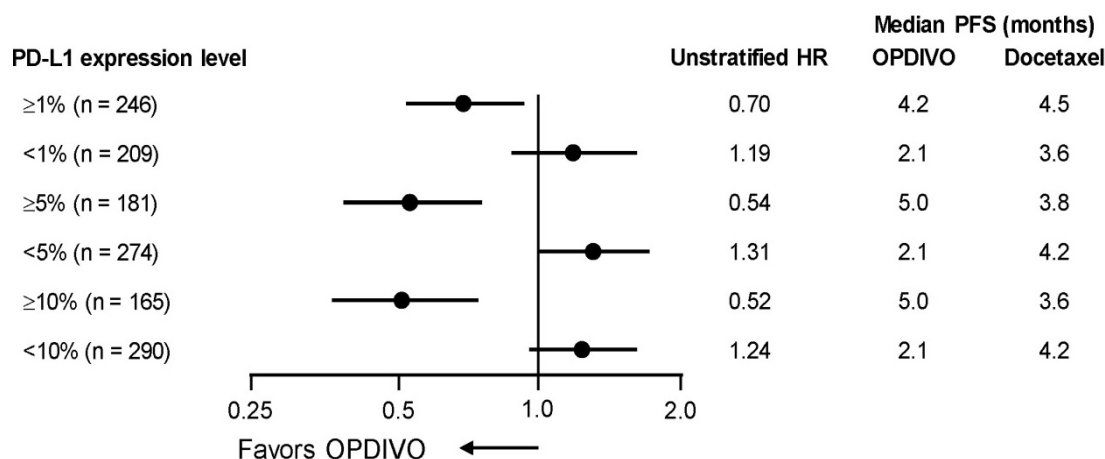


Archival tumor specimens were evaluated for PD-L1 expression following completion of the trial. Across the trial population, 22% of 582 patients had non-quantifiable results. Of the remaining 455 patients, the proportion of patients in retrospectively determined subgroups based on PD-L1 testing using the PD-L1 IHC 28-8 pharmDx assay were: 46% PD-L1 negative, defined as <1% of tumor cells expressing PD-L1 and 54% had PD-L1 expression, defined as  $\geq 1\%$  of tumor cells expressing PD-L1. Among the 246 patients with tumors expressing PD-L1, 26% had  $\geq 1\%$  but <5% tumor cells with positive staining, 7% had  $\geq 5\%$  but <10% tumor cells with positive staining, and 67% had  $\geq 10\%$  tumor cells with positive staining. Figures 10 and 11 summarize the results of prespecified analyses of OS and PFS in subgroups determined by percentage of tumor cells expressing PD-L1.

**Figure 10: Forest Plot: OS Based on PD-L1 Expression - CHECKMATE-057**



**Figure 11: Forest Plot: PFS Based on PD-L1 Expression - CHECKMATE-057**



## 14.5 Malignant Pleural Mesothelioma

CHECKMATE-743 (NCT02899299) was a randomized, open-label trial in patients with unresectable malignant pleural mesothelioma. The trial included patients with histologically confirmed and previously untreated malignant pleural mesothelioma with no palliative radiotherapy within 14 days of initiation of therapy. Patients with interstitial lung disease, active autoimmune disease, medical conditions requiring systemic immunosuppression, or active brain metastasis were excluded from the trial.

Patients were randomized 1:1 to receive either:

- OPDIVO 3 mg/kg over 30 minutes by intravenous infusion every 2 weeks and ipilimumab 1 mg/kg over 30 minutes by intravenous infusion every 6 weeks for up to 2 years, or

- cisplatin 75 mg/m<sup>2</sup> and pemetrexed 500 mg/m<sup>2</sup>, or carboplatin 5 AUC and pemetrexed 500 mg/m<sup>2</sup> administered every 3 weeks for 6 cycles.

Stratification factors for randomization were tumor histology (epithelioid vs. sarcomatoid or mixed histology subtypes) and sex (male vs. female). Study treatment continued for up to 2 years, or until disease progression or unacceptable toxicity. Patients who discontinued combination therapy because of an adverse reaction attributed to ipilimumab were permitted to continue OPDIVO as a single agent. Treatment could continue beyond disease progression if a patient was clinically stable and was considered to be deriving clinical benefit by the investigator. Tumor assessments were performed every 6 weeks from the first dose of study treatment for the first 12 months, then every 12 weeks until disease progression or study treatment was discontinued. The primary efficacy outcome measure was OS. Additional efficacy outcome measures included PFS, ORR, and duration of response as assessed by BICR utilizing modified RECIST criteria.

A total of 605 patients were randomized to receive either OPDIVO in combination with ipilimumab (n=303) or chemotherapy (n=302). The median age was 69 years (range: 25 to 89), with 72% of patients ≥65 years and 26% ≥75 years; 85% were White, 11% were Asian, and 77% were male. Baseline ECOG performance status was 0 (40%) or 1 (60%), 35% had Stage III and 51% had Stage IV disease, 75% had epithelioid and 25% had non-epithelioid histology, 75% had tumors with PD-L1 expression ≥1%, and 22% had tumors with PD-L1 expression <1%.

The trial demonstrated a statistically significant improvement in OS for patients randomized to OPDIVO in combination with ipilimumab compared to chemotherapy. Efficacy results from the prespecified interim analysis are presented in Table 55 and Figure 12.

**Table 55: Efficacy Results - CHECKMATE-743**

	<b>OPDIVO and Ipilimumab (n=303)</b>	<b>Chemotherapy (n=302)</b>
<b>Overall Survival<sup>a</sup></b>		
Events (%)	200 (66)	219 (73)
Median (months) <sup>b</sup> (95% CI)	18.1 (16.8, 21.5)	14.1 (12.5, 16.2)
Hazard ratio (95% CI) <sup>c</sup>	0.74 (0.61, 0.89)	
Stratified log-rank p-value <sup>d</sup>	0.002	
<b>Progression-free Survival</b>		
Events (%)	218 (72)	209 (69)
Hazard ratio (95% CI) <sup>c</sup>	1.0 (0.82, 1.21)	
Median (months) <sup>b</sup> (95% CI)	6.8 (5.6, 7.4)	7.2 (6.9, 8.1)
<b>Overall Response Rate<sup>e</sup></b> (95% CI)	40% (34, 45)	43% (37, 49)
<b>Duration of Response</b>		
Median (months) <sup>b</sup> (95% CI)	11.0 (8.1, 16.5)	6.7 (5.3, 7.1)

<sup>a</sup> At the time of the interim analysis, 419 deaths (89% of the deaths needed for the final analysis) had occurred.

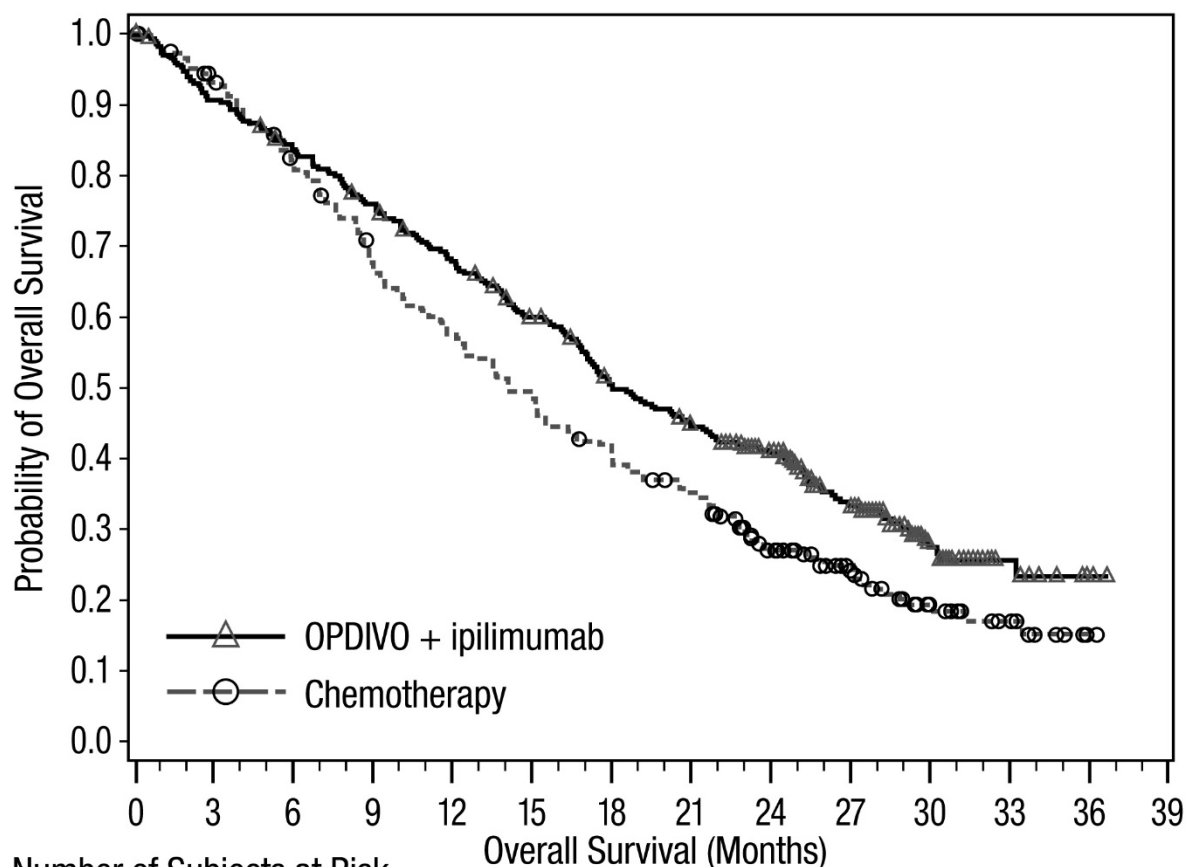
<sup>b</sup> Kaplan-Meier estimate.

<sup>c</sup> Stratified Cox proportional hazard model.

<sup>d</sup> p-value is compared with the allocated alpha of 0.0345 for this interim analysis.

<sup>e</sup> Based on confirmed response by BICR.

**Figure 12: Overall Survival - CHECKMATE-743**



Number of Subjects at Risk

OPDIVO + ipilimumab

303 273 251 226 200 173 143 124 101 65 30 11 2 0

Chemotherapy

302 268 233 190 162 136 113 95 62 38 20 11 1 0

In a prespecified exploratory analysis based on histology, in the subgroup of patients with epithelioid histology, the hazard ratio (HR) for OS was 0.85 (95% CI: 0.68, 1.06), with median OS of 18.7 months in the OPDIVO and ipilimumab arm and 16.2 months in the chemotherapy arm. In the subgroup of patients with non-epithelioid histology, the HR for OS was 0.46 (95% CI: 0.31, 0.70), with median OS of 16.9 months in the OPDIVO and ipilimumab arm and 8.8 months in the chemotherapy arm.

#### 14.6 Advanced Renal Cell Carcinoma

##### First-line Renal Cell Carcinoma

##### *CHECKMATE-214*

CHECKMATE-214 (NCT02231749) was a randomized (1:1), open-label trial in patients with previously untreated advanced RCC. Patients were included regardless of their PD-L1 status.

CHECKMATE-214 excluded patients with any history of or concurrent brain metastases, active autoimmune disease, or medical conditions requiring systemic immunosuppression. Patients were stratified by International Metastatic RCC Database Consortium (IMDC) prognostic score and region.

Efficacy was evaluated in intermediate/poor risk patients with at least 1 or more of 6 prognostic risk factors as per the IMDC criteria (less than one year from time of initial renal cell carcinoma diagnosis to randomization, Karnofsky performance status <80%, hemoglobin less than the lower limit of normal, corrected calcium of >10 mg/dL, platelet count greater than the upper limit of normal, and absolute neutrophil count greater than the upper limit of normal).

Patients were randomized to OPDIVO 3 mg/kg and ipilimumab 1 mg/kg intravenously every 3 weeks for 4 doses followed by OPDIVO 3 mg/kg intravenously every two weeks (n=425), or sunitinib 50 mg orally daily for the first 4 weeks of a 6-week cycle (n=422). Treatment continued until disease progression or unacceptable toxicity.

The trial population characteristics were: median age was 61 years (range: 21 to 85) with 38% ≥65 years of age and 8% ≥75 years of age. The majority of patients were male (73%) and White (87%) and 26% and 74% of patients had a baseline KPS of 70% to 80% and 90% to 100%, respectively.

The major efficacy outcome measures were OS, PFS (independent radiographic review committee [IRRC]-assessed) and confirmed ORR (IRRC-assessed) in intermediate/poor risk patients. In this population, the trial demonstrated statistically significant improvement in OS and ORR for patients randomized to OPDIVO and ipilimumab as compared with sunitinib (Table 56 and Figure 13). OS benefit was observed regardless of PD-L1 expression level. The trial did not demonstrate a statistically significant improvement in PFS. Efficacy results are shown in Table 56 and Figure 13.

**Table 56: Efficacy Results - CHECKMATE-214**

	Intermediate/Poor-Risk	
	OPDIVO and Ipilimumab (n=425)	Sunitinib (n=422)
<b>Overall Survival</b>		
Deaths (%)	140 (32.9)	188 (44.5)
Median survival (months)	NR <sup>a</sup>	25.9
Hazard ratio (99.8% CI) <sup>b</sup>	0.63 (0.44, 0.89)	
p-value <sup>c,d</sup>	<0.0001	
<b>Confirmed Overall Response Rate (95% CI)</b>	41.6% (36.9, 46.5)	26.5% (22.4, 31.0)
p-value <sup>e,f</sup>	<0.0001	
Complete response (CR)	40 (9.4)	5 (1.2)
Partial response (PR)	137 (32.2)	107 (25.4)
Median duration of response (months) (95% CI)	NR <sup>a</sup> (21.8, NR <sup>a</sup> )	18.2 (14.8, NR <sup>a</sup> )
<b>Progression-free Survival</b>		
Disease progression or death (%)	228 (53.6)	228 (54.0)
Median (months)	11.6	8.4
Hazard ratio (99.1% CI) <sup>a</sup>	0.82 (0.64, 1.05)	
p-value <sup>c</sup>	NS <sup>g</sup>	

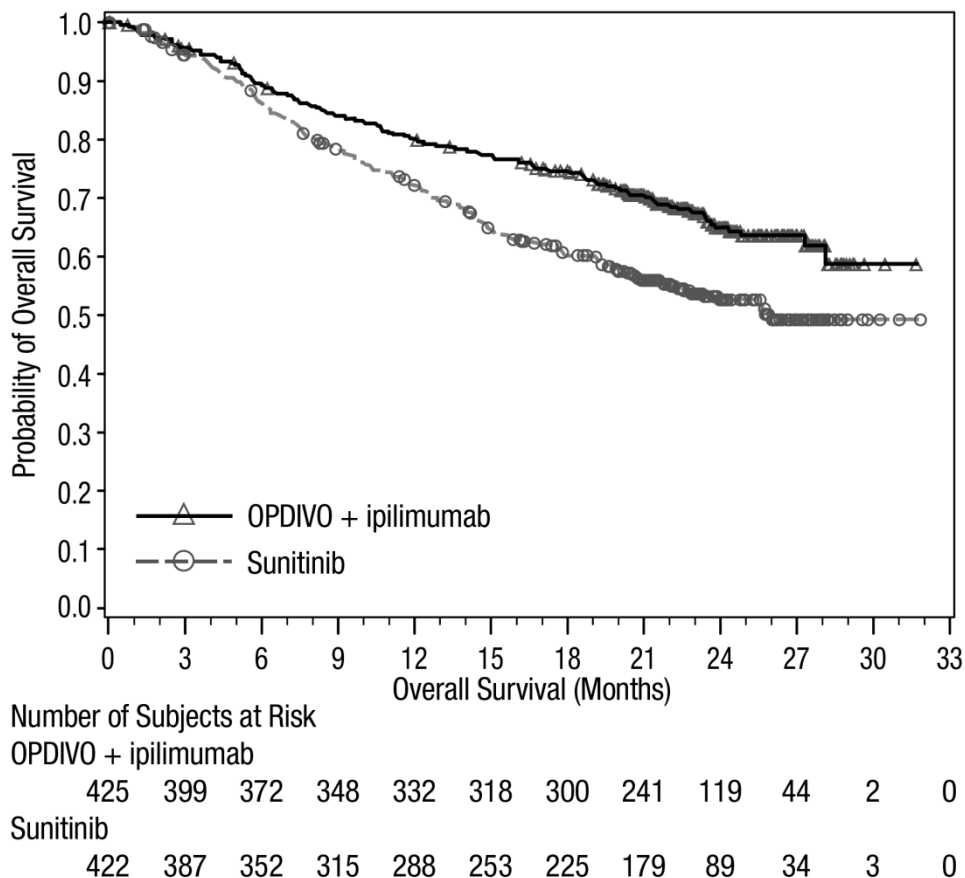
<sup>a</sup> Not Reached

<sup>b</sup> Based on a stratified proportional hazards model.

<sup>c</sup> Based on a stratified log-rank test.

- <sup>d</sup> p-value is compared to alpha 0.002 in order to achieve statistical significance.
- <sup>e</sup> Based on the stratified DerSimonian-Laird test.
- <sup>f</sup> p-value is compared to alpha 0.001 in order to achieve statistical significance.
- <sup>g</sup> Not Significant at alpha level of 0.009.

**Figure 13: Overall Survival (Intermediate/Poor Risk Population) - CHECKMATE-214**



CHECKMATE-214 also randomized 249 favorable risk patients as per IMDC criteria to OPDIVO and ipilimumab (n=125) or to sunitinib (n=124). These patients were not evaluated as part of the efficacy analysis population. OS in favorable risk patients receiving OPDIVO and ipilimumab compared to sunitinib has a hazard ratio of 1.45 (95% CI: 0.75, 2.81). The efficacy of OPDIVO and ipilimumab in previously untreated renal cell carcinoma with favorable-risk disease has not been established.

#### *CHECKMATE-9ER*

CHECKMATE-9ER (NCT03141177) was a randomized, open-label study of OPDIVO combined with cabozantinib versus sunitinib in patients with previously untreated advanced RCC. CHECKMATE-9ER excluded patients with autoimmune disease or other medical conditions requiring systemic immunosuppression. Patients were stratified by IMDC prognostic score (favorable vs. intermediate vs. poor), PD-L1 tumor expression ( $\geq 1\%$  vs.  $< 1\%$  or indeterminate), and region (US/Canada/Western Europe/Northern Europe vs. Rest of World).

Patients were randomized to OPDIVO 240 mg intravenously every 2 weeks and cabozantinib 40 mg orally daily (n=323), or sunitinib 50 mg orally daily for the first 4 weeks of a

6-week cycle (4 weeks on treatment followed by 2 weeks off) (n=328). Treatment continued until disease progression per RECIST v1.1 or unacceptable toxicity. Treatment beyond RECIST-defined disease progression was permitted if the patient was clinically stable and considered to be deriving clinical benefit by the investigator. Tumor assessments were performed at baseline, after randomization at Week 12, then every 6 weeks until Week 60, and then every 12 weeks thereafter.

The trial population characteristics were: median age 61 years (range: 28 to 90) with 38% ≥65 years of age and 10% ≥75 years of age. The majority of patients were male (74%) and White (82%) and 23% and 77% of patients had a baseline KPS of 70% to 80% and 90% to 100%, respectively. Patient distribution by IMDC risk categories was 22% favorable, 58% intermediate, and 20% poor.

The major efficacy outcome measure was PFS (BICR assessed). Additional efficacy outcome measures were OS and ORR (BICR assessed). The trial demonstrated a statistically significant improvement in PFS, OS, and ORR for patients randomized to OPDIVO and cabozantinib compared with sunitinib. Consistent results for PFS were observed across pre-specified subgroups of IMDC risk categories and PD-L1 tumor expression status. An updated OS analysis was conducted when 271 deaths were observed based on the pre-specified number of deaths for the pre-planned final analysis of OS. Efficacy results are shown in Table 57 and Figures 14 and 15.

**Table 57: Efficacy Results - CHECKMATE-9ER**

	<b>OPDIVO and Cabozantinib (n=323)</b>	<b>Sunitinib (n=328)</b>
<b>Progression-free Survival</b>		
Disease progression or death (%)	144 (45)	191 (58)
Median PFS (months) <sup>a</sup> (95% CI)	16.6 (12.5, 24.9)	8.3 (7.0, 9.7)
Hazard ratio (95% CI) <sup>b</sup>	0.51 (0.41, 0.64)	
p-value <sup>c,d</sup>	<0.0001	
<b>Overall Survival</b>		
Deaths (%)	67 (21)	99 (30)
Median OS (months) <sup>a</sup> (95% CI)	NR <sup>e</sup>	NR (22.6, NR <sup>e</sup> )
Hazard ratio (98.89% CI) <sup>b</sup>	0.60 (0.40, 0.89)	
p-value <sup>c,d,f</sup>	0.0010	
<b>Updated Overall Survival</b>		
Deaths (%)	121 (37)	150 (46)
Median OS (months) <sup>a</sup> (95% CI)	37.7 (35.5, NR)	34.3 (29.0, NR)
Hazard ratio (95% CI) <sup>b</sup>	0.70 (0.55, 0.90)	
<b>Confirmed Objective Response Rate (95% CI)<sup>g</sup></b>	55.7% (50.1, 61.2)	27.1% (22.4, 32.3)
p-value <sup>h</sup>	<0.0001	
Complete Response	26 (8%)	15 (4.6%)
Partial Response	154 (48%)	74 (23%)
Median duration of response in months (95% CI) <sup>a</sup>	20.2 (17.3, NR <sup>e</sup> )	11.5 (8.3, 18.4)

<sup>a</sup> Based on Kaplan-Meier estimates.

<sup>b</sup> Stratified Cox proportional hazards model.

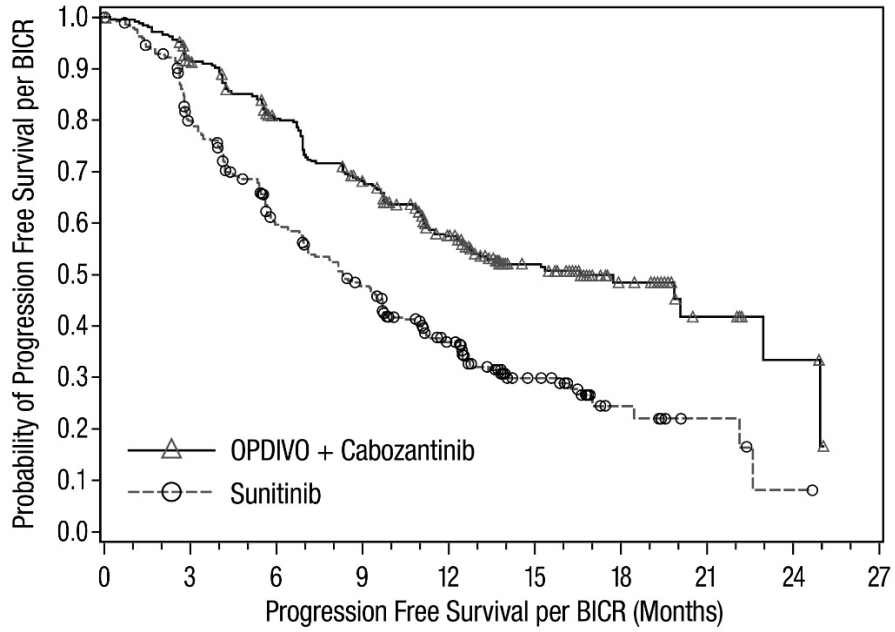
<sup>c,s</sup> Based on stratified log-rank test

<sup>d</sup> 2-sided p-values from stratified log-rank test.

<sup>e</sup> Not Reached

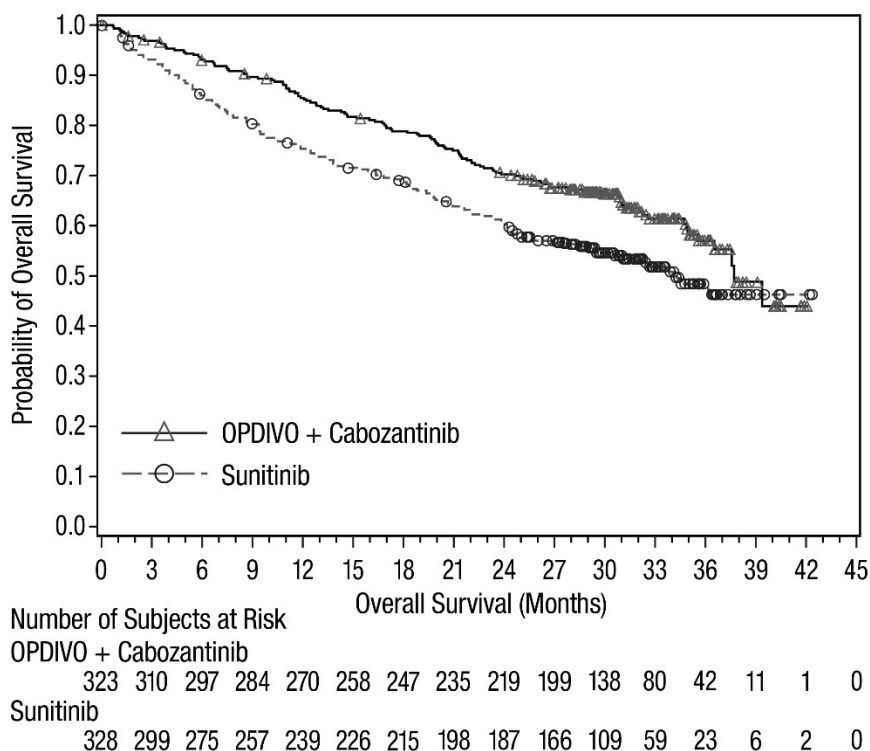
- <sup>f</sup> p-value is compared with the allocated alpha of 0.0111 for this interim analysis
- <sup>g</sup> CI based on the Clopper-Pearson method.
- <sup>h</sup> 2-sided p-value from Cochran-Mantel-Haenszel test.

**Figure 14: Progression-free Survival - CHECKMATE-9ER**



Number of Subjects at Risk										
OPDIVO + Cabozantinib										
	3	6	9	12	15	18	21	24	27	
OPDIVO + Cabozantinib	323	279	234	196	144	77	35	11	4	0
Sunitinib										
Sunitinib	328	228	159	122	79	31	10	4	1	0

**Figure 15: Updated Overall Survival - CHECKMATE-9ER**



In an exploratory analysis, the updated analysis of OS in patients with IMDC favorable, intermediate, intermediate/poor, and poor risk demonstrated a HR (95% CI) of 1.03 (0.55, 1.92), 0.74 (0.54, 1.01), 0.65 (0.50, 0.85), and 0.49 (0.31, 0.79), respectively.

#### Previously Treated Renal Cell Carcinoma

##### *CHECKMATE-025*

CHECKMATE-025 (NCT01668784) was a randomized (1:1), open-label trial in patients with advanced RCC who had experienced disease progression during or after one or two prior anti-angiogenic therapy regimens. Patients had to have a Karnofsky Performance Score (KPS)  $\geq 70\%$  and patients were included regardless of their PD-L1 status. The trial excluded patients with any history of or concurrent brain metastases, prior treatment with an mTOR inhibitor, active autoimmune disease, or medical conditions requiring systemic immunosuppression. Patients were stratified by region, Memorial Sloan Kettering Cancer Center (MSKCC) Risk Group and the number of prior anti-angiogenic therapies. Patients were randomized OPDIVO 3 mg/kg by intravenous infusion every 2 weeks (n=410) or everolimus 10 mg orally daily (n=411). The first tumor assessments were conducted 8 weeks after randomization and continued every 8 weeks thereafter for the first year and then every 12 weeks until progression or treatment discontinuation, whichever occurred later. The major efficacy outcome measure was overall survival (OS).

The trial population characteristics were: median age was 62 years (range: 18 to 88) with 40% ≥65 years of age and 9% ≥75 years of age. The majority of patients were male (75%) and White (88%) and 34% and 66% of patients had a baseline KPS of 70% to 80% and 90% to 100%, respectively. The majority of patients (77%) were treated with one prior anti-angiogenic therapy. Patient distribution by MSKCC risk groups was 34% favorable, 47% intermediate, and 19% poor.

The trial demonstrated a statistically significant improvement in OS for patients randomized to OPDIVO as compared with everolimus at the prespecified interim analysis when 398 events were observed (70% of the planned number of events for final analysis). OS benefit was observed regardless of PD-L1 expression level. Efficacy results are shown in Table 58 and Figure 16.

**Table 58: Efficacy Results - CHECKMATE-025**

	<b>OPDIVO (n=410)</b>	<b>Everolimus (n=411)</b>
<b>Overall Survival</b>		
Deaths (%)	183 (45)	215 (52)
Median survival (months) (95% CI)	25.0 (21.7, NR <sup>a</sup> )	19.6 (17.6, 23.1)
Hazard ratio (95% CI) <sup>b</sup>	0.73 (0.60, 0.89)	
p-value <sup>c,d</sup>	0.0018	
<b>Confirmed Overall Response Rate (95% CI)</b>	21.5% (17.6, 25.8)	3.9% (2.2, 6.2)
Median duration of response (months) (95% CI)	23.0 (12.0, NR <sup>a</sup> )	13.7 (8.3, 21.9)
Median time to onset of confirmed response (months) (min, max)	3.0 (1.4, 13.0)	3.7 (1.5, 11.2)

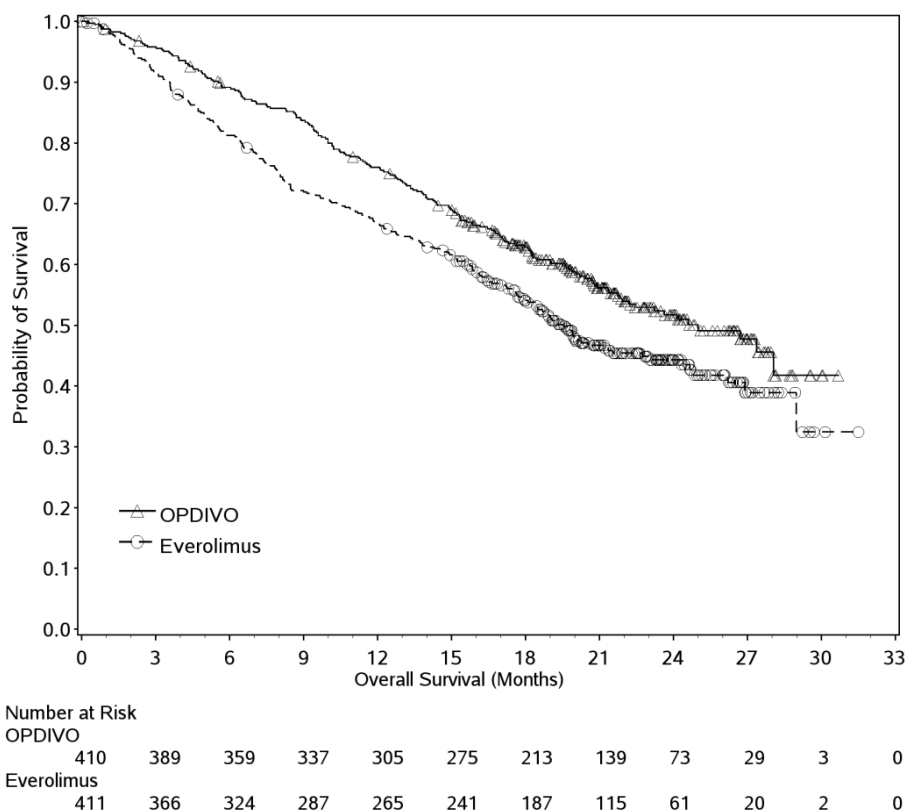
<sup>a</sup> Not Reached

<sup>b</sup> Based on a stratified proportional hazards model.

<sup>c</sup> Based on a stratified log-rank test.

<sup>d</sup> p-value is compared with .0148 of the allocated alpha for this interim analysis.

**Figure 16: Overall Survival - CHECKMATE-025**



## 14.7 Classical Hodgkin Lymphoma

Two studies evaluated the efficacy of OPDIVO as a single agent in adult patients with cHL after failure of autologous HSCT.

CHECKMATE-205 (NCT02181738) was a single-arm, open-label, multicenter, multicohort trial in cHL. CHECKMATE-039 (NCT01592370) was an open-label, multicenter, dose escalation trial that included cHL. Both studies included patients regardless of their tumor PD-L1 status and excluded patients with ECOG performance status of 2 or greater, autoimmune disease, symptomatic interstitial lung disease, hepatic transaminases more than 3 times ULN, creatinine clearance <40 mL/min, prior allogeneic HSCT, or chest irradiation within 24 weeks. In addition, both studies required an adjusted diffusion capacity of the lungs for carbon monoxide (DLCO) of over 60% in patients with prior pulmonary toxicity.

Patients received OPDIVO 3 mg/kg by intravenous infusion every 2 weeks until disease progression, maximal clinical benefit, or unacceptable toxicity. A cycle consisted of one dose. Dose reduction was not permitted.

Efficacy was evaluated by ORR as determined by an IRRC. Additional outcome measures included duration of response (DOR).

Efficacy was evaluated in 95 patients in CHECKMATE-205 and CHECKMATE-039 combined who had failure of autologous HSCT and post-transplantation brentuximab vedotin. The median age was 37 years (range: 18 to 72). The majority were male (64%) and White (87%). Patients had received a median of 5 prior systemic regimens (range: 2 to 15). They received a median of 27

doses of OPDIVO (range: 3 to 48), with a median duration of therapy of 14 months (range: 1 to 23 months). Efficacy results are shown in Table 59.

**Table 59: Efficacy in cHL after Autologous HSCT and Post-transplantation  
Brentuximab Vedotin**

	<b>CHECKMATE-205 and CHECKMATE-039 (n=95)</b>
<b>Overall Response Rate, n (%)<sup>a</sup></b> (95% CI)	63 (66%) (56, 76)
Complete remission rate (95% CI)	6 (6%) (2, 13)
Partial remission rate (95% CI)	57 (60%) (49, 70)
<b>Duration of Response (months)</b>	
Median <sup>b</sup> (95% CI)	13.1 (9.5, NR <sup>d</sup> )
Range <sup>c</sup>	0+, 23.1+
<b>Time to Response (months)</b>	
Median	2.0
Range	0.7, 11.1

<sup>a</sup> Per 2007 revised International Working Group criteria.

<sup>b</sup> Kaplan-Meier estimate. Among responders, the median follow-up for DOR, measured from the date of first response, was 9.9 months.

<sup>c</sup> A + sign indicates a censored value.

<sup>d</sup> Not Reached

Efficacy was also evaluated in 258 patients in CHECKMATE-205 and CHECKMATE-039 combined who had relapsed or progressive cHL after autologous HSCT. The analysis included the group described above. The median age was 34 years (range: 18 to 72). The majority were male (59%) and White (86%). Patients had a median of 4 prior systemic regimens (range: 2 to 15), with 85% having 3 or more prior systemic regimens and 76% having prior brentuximab vedotin. Of the 195 patients having prior brentuximab vedotin, 17% received it only before autologous HSCT, 78% received it only after HSCT, and 5% received it both before and after HSCT. Patients received a median of 21 doses of OPDIVO (range: 1 to 48), with a median duration of therapy of 10 months (range: 0 to 23 months). Efficacy results are shown in Table 60.

**Table 60: Efficacy in cHL after Autologous HSCT**

	<b>CHECKMATE-205 and CHECKMATE-039 (n=258)</b>
<b>Overall Response Rate, n (%)</b> (95% CI)	179 (69%) (63, 75)
Complete remission rate (95% CI)	37 (14%) (10, 19)
Partial remission rate (95% CI)	142 (55%) (49, 61)
<b>Duration of Response (months)</b> Median <sup>a, b</sup> (95% CI) Range	NR <sup>c</sup> (12.0, NR <sup>c</sup> ) 0+, 23.1+
<b>Time to Response (months)</b> Median Range	2.0 0.7, 11.1

<sup>a</sup> Kaplan-Meier estimate. Among responders, the median follow-up for DOR, measured from the date of first response, was 6.7 months.

<sup>b</sup> The estimated median duration of PR was 13.1 months (95% CI, 9.5, NE). The median duration of CR was not reached.

<sup>c</sup> Not Reached

## 14.8 Recurrent or Metastatic Squamous Cell Carcinoma of the Head and Neck

CHECKMATE-141 (NCT02105636) was a randomized (2:1), active-controlled, open-label trial enrolling patients with metastatic or recurrent SCCHN who had experienced disease progression during or within 6 months of receiving platinum-based therapy administered in either the adjuvant, neo-adjuvant, primary (unresectable locally advanced) or metastatic setting. The trial excluded patients with autoimmune disease, medical conditions requiring immunosuppression, recurrent or metastatic carcinoma of the nasopharynx, squamous cell carcinoma of unknown primary histology, salivary gland or non-squamous histologies (e.g., mucosal melanoma), or untreated brain metastasis. Patients with treated brain metastases were eligible if neurologically stable. Patients were randomized to receive OPDIVO 3 mg/kg by intravenous infusion every 2 weeks or investigator's choice of cetuximab (400 mg/m<sup>2</sup> initial dose intravenously followed by 250 mg/m<sup>2</sup> weekly), or methotrexate (40 to 60 mg/m<sup>2</sup> intravenously weekly), or docetaxel (30 to 40 mg/m<sup>2</sup> intravenously weekly).

Randomization was stratified by prior cetuximab treatment (yes/no). The first tumor assessments were conducted 9 weeks after randomization and continued every 6 weeks thereafter. The major efficacy outcome measure was OS. Additional efficacy outcome measures were PFS and ORR.

A total of 361 patients were randomized; 240 patients to the OPDIVO arm and 121 patients to the investigator's choice arm (docetaxel: 45%; methotrexate: 43%; and cetuximab: 12%). The trial population characteristics were: median age was 60 years (range: 28 to 83) with 31% ≥65 years of age, 83% were White, 12% Asian, and 4% were Black, and 83% male. Baseline ECOG performance status was 0 (20%) or 1 (78%), 76% were former/current smokers, 90% had Stage IV disease, 45% of patients received only one prior line of systemic therapy, the remaining 55% received two or more prior lines of systemic therapy, and 25% had HPVp16-positive tumors, 24% had HPV p16-negative tumors, and 51% had unknown status.

The trial demonstrated a statistically significant improvement in OS for patients randomized to OPDIVO as compared with investigator's choice at a pre-specified interim analysis (78% of the planned number of events for final analysis). There were no statistically significant differences between the two arms for PFS (HR=0.89; 95% CI: 0.70, 1.13) or ORR (13.3% [95% CI: 9.3, 18.3] vs. 5.8% [95% CI: 2.4, 11.6] for nivolumab and investigator's choice, respectively). Efficacy results are shown in Table 61 and Figure 17.

**Table 61: Overall Survival - CHECKMATE-141**

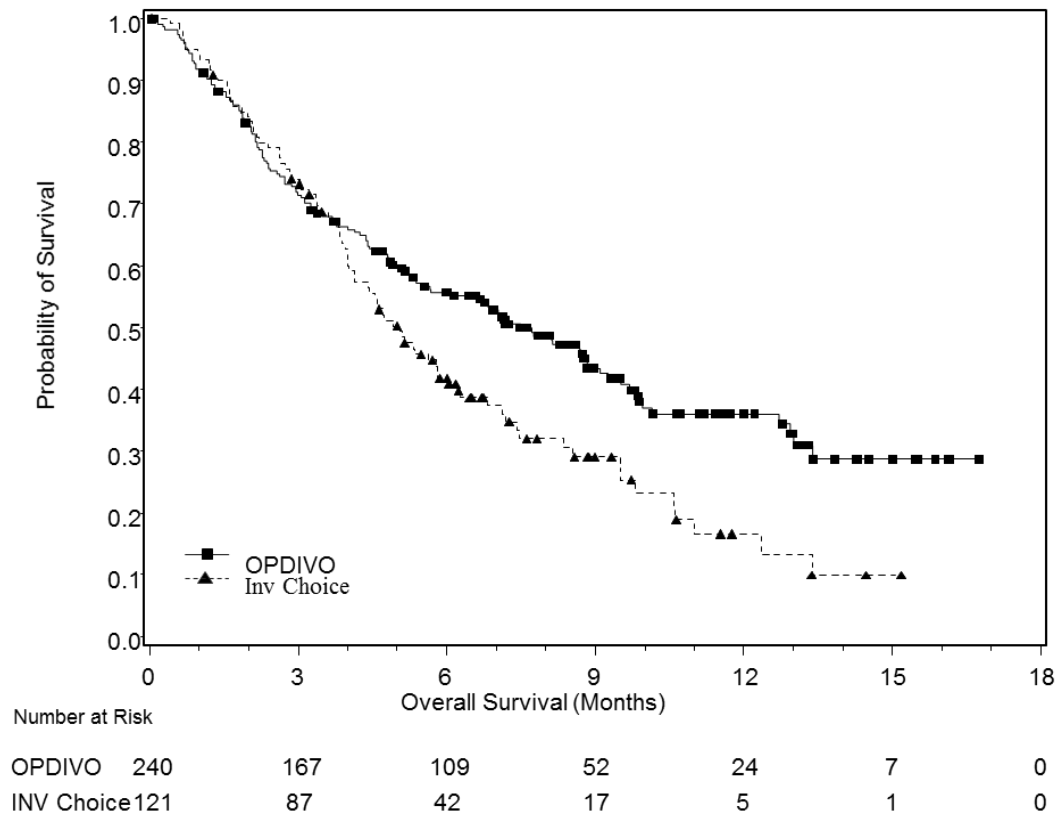
	OPDIVO (n=240)	Cetuximab, Methotrexate or Docetaxel (n=121)
<b>Overall Survival</b>		
Deaths (%)	133 (55%)	85 (70%)
Median (months) (95% CI)	7.5 (5.5, 9.1)	5.1 (4.0, 6.0)
Hazard ratio (95% CI) <sup>a</sup>	0.70 (0.53, 0.92)	
p-value <sup>b,c</sup>	0.0101	

<sup>a</sup> Based on stratified proportional hazards model.

<sup>b</sup> Based on stratified log-rank test.

<sup>c</sup> p-value is compared with 0.0227 of the allocated alpha for this interim analysis.

**Figure 17: Overall Survival - CHECKMATE-141**



Archival tumor specimens were retrospectively evaluated for PD-L1 expression using the PD-L1 IHC 28-8 pharmDx assay. Across the trial population, 28% (101/361) of patients had non-

quantifiable results. Among the 260 patients with quantifiable results, 43% (111/260) had PD-L1 negative SCCHN, defined as <1% of tumor cells expressing PD-L1, and 57% (149/260) had PD-L1 positive SCCHN, defined as ≥1% of tumor cells expressing PD-L1. In pre-specified exploratory subgroup analyses, the hazard ratio for survival was 0.89 (95% CI: 0.54, 1.45) with median survivals of 5.7 and 5.8 months for the nivolumab and chemotherapy arms, respectively, in the PD-L1 negative subgroup. The HR for survival was 0.55 (95% CI: 0.36, 0.83) with median survivals of 8.7 and 4.6 months for the nivolumab and chemotherapy arms, respectively, in the PD-L1 positive SCCHN subgroup.

## 14.9 Urothelial Carcinoma

### Adjuvant Treatment of Urothelial Carcinoma (UC) at High Risk of Recurrence

CHECKMATE-274 (NCT02632409) was a randomized, double-blind, placebo-controlled study of adjuvant OPDIVO in patients who were within 120 days of radical resection (R0) of UC of the bladder or upper urinary tract (renal pelvis or ureter) at high risk of recurrence. High risk of recurrence was defined as either 1) ypT2-ypT4a or ypN<sup>+</sup> for patients who received neoadjuvant cisplatin or 2) pT3-pT4a or pN<sup>+</sup> for patients who did not receive neoadjuvant cisplatin and who also either were ineligible for or refused adjuvant cisplatin. Patients were randomized 1:1 to receive OPDIVO 240 mg or placebo by intravenous infusion every 2 weeks until recurrence or until unacceptable toxicity for a maximum treatment duration of 1 year. Patients were stratified by pathologic nodal status (N<sup>+</sup> vs. N0/x with <10 nodes removed vs. N0 with ≥10 nodes removed), tumor cells expressing PD-L1 (≥1% vs. <1%/indeterminate as determined by the central lab using the PD-L1 IHC 28-8 pharmDx assay), and use of neoadjuvant cisplatin (yes vs. no).

The trial population characteristics were: median age of 67 years (range: 30 to 92); 76% male; 76% White, 22% Asian, 0.7% Black, and 0.1% American Indian or Alaska Native. Of the 335 (47%) of patients with node-positive UC, 44 (6%) had non-muscle-invasive (<pT2) primary tumors. ECOG performance status was 0 (63%), 1 (35%), or 2 (2%). Prior neoadjuvant cisplatin had been given to 43% of patients; of the 57% who did not receive prior neoadjuvant cisplatin, reasons listed were ineligibility (22%), patient preference (33%), and other/not reported (2%). Tumor PD-L1 expression was ≥1% in 40% of patients, and 21% of patients had upper tract UC.

The major efficacy outcome measures were investigator-assessed DFS in all randomized patients and in patients with tumors expressing PD-L1 ≥1%. DFS was defined as time to first recurrence (local urothelial tract, local non-urothelial tract, or distant metastasis), or death. Additional efficacy outcome measures included OS.

At the pre-specified interim analysis, CHECKMATE-274 demonstrated a statistically significant improvement in DFS for patients randomized to OPDIVO vs. placebo in the all-randomized patient population, as well as in the subpopulation of patients with PD-L1 ≥1%, as shown in Table 62 and Figure 18.

In exploratory subgroup analyses in patients with upper tract UC (n=149), no improvement in DFS was observed in the nivolumab arm compared to the placebo arm. The unstratified DFS hazard ratio estimate was 1.15 (95% CI: 0.74, 1.80).

In an exploratory subgroup analysis in patients with PD-L1 expression of <1% (n=414), the unstratified DFS hazard ratio estimate was 0.83 (95% CI: 0.64, 1.08).

OS data is immature with 33% of deaths in the overall randomized population. In the UTUC subpopulation, 37 deaths occurred (20 in the nivolumab arm, 17 in the placebo arm).

**Table 62: Efficacy Results - CHECKMATE-274**

	All Randomized		PD-L1 ≥1%	
	OPDIVO (n=353)	Placebo (n=356)	OPDIVO (n=140)	Placebo (n=142)
<b>Disease-free Survival</b>				
Events <sup>a</sup> , n (%)	170 (48)	204 (57)	55 (39)	81 (57)
Local recurrence	47 (13)	64 (18)	10 (7)	24 (17)
Distant recurrence	108 (31)	127 (36)	40 (29)	52 (37)
Death	14 (4)	10 (3)	5 (4)	5 (4)
Median DFS (months) <sup>b</sup> (95% CI)	20.8 (16.5, 27.6)	10.8 (8.3, 13.9)	N.R. (21.2, N.E.)	8.4 (5.6, 21.2)
Hazard ratio <sup>c</sup> (95% CI)	0.70 (0.57, 0.86)		0.55 (0.39, 0.77)	
p-value	0.0008 <sup>d</sup>		0.0005 <sup>e</sup>	

N.R. Not reached, N.E. Not estimable

<sup>a</sup> Includes disease at baseline events (protocol deviations): n=1 in OPDIVO arm and n=3 in placebo arm.

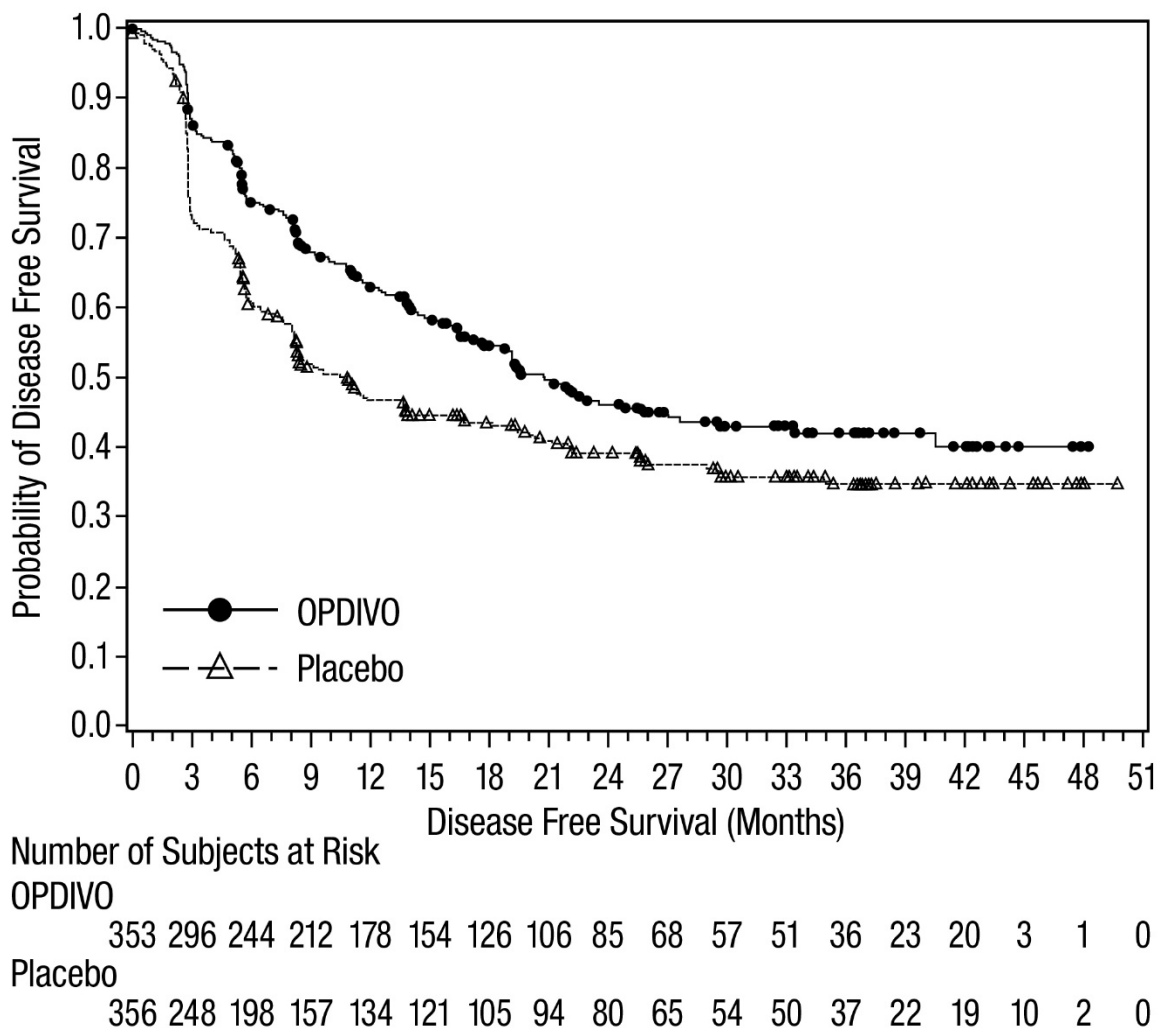
<sup>b</sup> Based on Kaplan-Meier estimates.

<sup>c</sup> Stratified Cox proportional hazard model. Hazard ratio is OPDIVO over placebo.

<sup>d</sup> Log-rank test stratified by prior neoadjuvant cisplatin, pathological nodal status, PD-L1 status (≥1% vs <1%/indeterminate). Boundary for statistical significance in all randomized patients: p-value <0.01784.

<sup>e</sup> Log-rank test stratified by prior neoadjuvant cisplatin, pathological nodal status. Boundary for statistical significance in all randomized patients with PD-L1 ≥1%: p-value <0.01282.

**Figure 18: Disease-free Survival in All Randomized Patients - CHECKMATE-274**



Advanced or Metastatic Urothelial Carcinoma

CHECKMATE-275 (NCT02387996) was a single-arm trial in 270 patients with locally advanced or metastatic urothelial carcinoma who had disease progression during or following platinum-containing chemotherapy or who had disease progression within 12 months of treatment with a platinum-containing neoadjuvant or adjuvant chemotherapy regimen. Patients were excluded for active brain or leptomeningeal metastases, active autoimmune disease, medical conditions requiring systemic immunosuppression, and ECOG performance status >1. Patients received OPDIVO 3 mg/kg by intravenous infusion every 2 weeks until unacceptable toxicity or either radiographic or clinical progression. Tumor response assessments were conducted every 8 weeks for the first 48 weeks and every 12 weeks thereafter. Major efficacy outcome measures included confirmed ORR as assessed by IRRC using RECIST v1.1 and DOR.

The median age was 66 years (range: 38 to 90), 78% were male, 86% were White. Twenty-seven percent had non-bladder urothelial carcinoma and 84% had visceral metastases. Thirty-four percent of patients had disease progression following prior platinum-containing neoadjuvant or

adjuvant therapy. Twenty-nine percent of patients had received  $\geq 2$  prior systemic regimens in the metastatic setting. Thirty-six percent of patients received prior cisplatin only, 23% received prior carboplatin only, and 7% were treated with both cisplatin and carboplatin in the metastatic setting. Forty-six percent of patients had an ECOG performance status of 1. Eighteen percent of patients had a hemoglobin  $< 10$  g/dL, and twenty-eight percent of patients had liver metastases at baseline. Patients were included regardless of their PD-L1 status.

Tumor specimens were evaluated prospectively using the PD-L1 IHC 28-8 pharmDx assay at a central laboratory and the results were used to define subgroups for pre-specified analyses. Of the 270 patients, 46% were defined as having PD-L1 expression of  $\geq 1\%$  (defined as  $\geq 1\%$  of tumor cells expressing PD-L1). The remaining 54% of patients were classified as having PD-L1 expression of  $< 1\%$  (defined as  $< 1\%$  of tumor cells expressing PD-L1). Confirmed ORR in all patients and the two PD-L1 subgroups are shown in Table 63. Median time to response was 1.9 months (range: 1.6-7.2). In 77 patients who received prior systemic therapy only in the neoadjuvant or adjuvant setting, the ORR was 23.4% (95% CI: 14.5%, 34.4%).

**Table 63: Efficacy Results - CHECKMATE-275**

	All Patients N=270	PD-L1 $< 1\%$ N=146	PD-L1 $\geq 1\%$ N=124
<b>Confirmed Overall Response Rate, n (%)</b> (95% CI)	53 (19.6%) (15.1, 24.9)	22 (15.1%) (9.7, 21.9)	31 (25.0%) (17.7, 33.6)
Complete response rate	7 (2.6%)	1 (0.7%)	6 (4.8%)
Partial response rate	46 (17.0%)	21 (14.4%)	25 (20.2%)
<b>Median Duration of Response<sup>a</sup> (months)</b> <b>(range)</b>	10.3 (1.9+, 12.0+)	7.6 (3.7, 12.0+)	NR <sup>b</sup> (1.9+, 12.0+)

<sup>a</sup> Estimated from the Kaplan-Meier Curve

<sup>b</sup> Not Reached

#### 14.10 Microsatellite Instability-High or Mismatch Repair Deficient Metastatic Colorectal Cancer

CHECKMATE-142 (NCT02060188) was a multicenter, non-randomized, multiple parallel-cohort, open-label trial conducted in patients with locally determined dMMR or MSI-H metastatic CRC (mCRC) who had disease progression during or after prior treatment with fluoropyrimidine-, oxaliplatin-, or irinotecan-based chemotherapy. Key eligibility criteria were at least one prior line of treatment for metastatic disease, ECOG performance status 0 or 1, and absence of the following: active brain metastases, active autoimmune disease, or medical conditions requiring systemic immunosuppression.

Patients enrolled in the single agent OPDIVO MSI-H mCRC cohort received OPDIVO 3 mg/kg by intravenous infusion (IV) every 2 weeks. Patients enrolled in the OPDIVO and ipilimumab MSI-H mCRC cohort received OPDIVO 3 mg/kg and ipilimumab 1 mg/kg intravenously every 3 weeks for 4 doses, followed by OPDIVO as a single agent at a dose of 3 mg/kg as intravenous infusion every 2 weeks. Treatment in both cohorts continued until unacceptable toxicity or radiographic progression.

Tumor assessments were conducted every 6 weeks for the first 24 weeks and every 12 weeks thereafter. Efficacy outcome measures included ORR and DOR as assessed by BICR using RECIST v1.1.

A total of 74 patients were enrolled in the single-agent MSI-H mCRC OPDIVO cohort. The median age was 53 years (range: 26 to 79) with 23% ≥65 years of age and 5% ≥75 years of age, 59% were male and 88% were White. Baseline ECOG performance status was 0 (43%), 1 (55%), or 3 (1.4%) and 36% were reported to have Lynch Syndrome. Across the 74 patients, 72% received prior treatment with a fluoropyrimidine, oxaliplatin, and irinotecan; 7%, 30%, 28%, 19%, and 16% received 0, 1, 2, 3, or ≥4 prior lines of therapy for metastatic disease, respectively, and 42% of patients had received an anti-EGFR antibody.

A total of 119 patients were enrolled in the OPDIVO and ipilimumab MSI-H mCRC cohort. The median age was 58 years (range: 21 to 88), with 32% ≥65 years of age and 9% ≥75 years of age; 59% were male and 92% were White. Baseline ECOG performance status was 0 (45%) and 1 (55%), and 29% were reported to have Lynch Syndrome. Across the 119 patients, 69% had received prior treatment with a fluoropyrimidine, oxaliplatin, and irinotecan; 10%, 40%, 24%, and 15% received 1, 2, 3, or ≥4 prior lines of therapy for metastatic disease, respectively, and 29% had received an anti-EGFR antibody.

Efficacy results for each of these single-arm cohorts are shown in Table 64.

**Table 64: Efficacy Results - CHECKMATE-142**

	OPDIVO <sup>a</sup> MSI-H/dMMR Cohort		OPDIVO and Ipilimumab <sup>b</sup> MSI-H/dMMR Cohort	
	All Patients (n=74)	Prior Treatment (Fluoropyrimidine, Oxaliplatin, and Irinotecan) (n=53)	All Patients (n=119)	Prior Treatment (Fluoropyrimidine, Oxaliplatin, and Irinotecan) (n=82)
<b>Overall Response Rate per BICR; n (%)</b>	28 (38%)	17 (32%)	71 (60%)	46 (56%)
(95% CI) <sup>c</sup>	(27, 50)	(20, 46)	(50, 69)	(45, 67)
Complete Response (%)	8 (11%)	5 (9%)	17 (14%)	11 (13%)
Partial Response (%)	20 (27%)	12 (23%)	54 (45%)	35 (43%)
<b>Duration of Response</b>				
Proportion of responders with ≥6 months response duration	86%	94%	89%	87%
Proportion of responders with ≥12 months response duration	82%	88%	77%	74%

<sup>a</sup> Minimum follow-up 33.7 months for all patients treated with OPDIVO (n=74).

<sup>b</sup> Minimum follow-up 27.5 months for all patients treated with OPDIVO and ipilimumab (n=119).

<sup>c</sup> Estimated using the Clopper-Pearson method.

### 14.11 Hepatocellular Carcinoma

CHECKMATE-040 (NCT01658878) was a multicenter, multiple cohort, open-label trial that evaluated the efficacy of OPDIVO as a single agent and in combination with ipilimumab in patients with hepatocellular carcinoma (HCC) who progressed on or were intolerant to sorafenib. Additional eligibility criteria included histologic confirmation of HCC and Child-Pugh Class A cirrhosis. The trial excluded patients with active autoimmune disease, brain metastasis, a history

of hepatic encephalopathy, clinically significant ascites, infection with HIV, or active co-infection with hepatitis B virus (HBV) and hepatitis C virus (HCV) or HBV and hepatitis D virus (HDV); however, patients with only active HBV or HCV were eligible.

Tumor assessments were conducted every 6 weeks for 48 weeks and then every 12 weeks thereafter. The major efficacy outcome measure was confirmed overall response rate as assessed by BICR using RECIST v1.1 and modified RECIST (mRECIST) for HCC. Duration of response was also assessed.

The efficacy of OPDIVO in combination with ipilimumab was evaluated in 49 patients (Cohort 4) who received OPDIVO 1 mg/kg and ipilimumab 3 mg/kg administered every 3 weeks for 4 doses, followed by single-agent OPDIVO at 240 mg every 2 weeks until disease progression or unacceptable toxicity. The median age was 60 years (range: 18 to 80), 88% were male, 74% were Asian, and 25% were White. Baseline ECOG performance status was 0 (61%) or 1 (39%). Fifty-seven (57%) percent of patients had active HBV infection, 8% had active HCV infection, and 35% had no evidence of active HBV or HCV. The etiology for HCC was alcoholic liver disease in 16% and non-alcoholic fatty liver disease in 6% of patients. Child-Pugh class and score was A5 for 82% and A6 for 18%; 80% of patients had extrahepatic spread; 35% had vascular invasion; and 51% had AFP levels  $\geq 400$   $\mu\text{g/L}$ . Prior cancer treatment history included surgery (74%), radiotherapy (29%), or local treatment (59%). All patients had received prior sorafenib, of whom 10% were unable to tolerate sorafenib; 29% of patients had received 2 or more prior systemic therapies.

Efficacy results are shown in Table 65. The results for OPDIVO in combination with ipilimumab in Cohort 4 are based on a minimum follow-up of 28 months.

**Table 65: Efficacy Results - Cohort 4 of CHECKMATE-040**

	<b>OPDIVO and Ipilimumab (Cohort 4) (n=49)</b>
<b>Overall Response Rate per BICR,<sup>a</sup> n (%), RECIST v1.1</b>	16 (33%)
(95% CI) <sup>b</sup>	(20, 48)
Complete response	4 (8%)
Partial response	12 (24%)
<b>Duration of Response per BICR,<sup>a</sup> RECIST v1.1</b>	n=16
Range (months)	4.6, 30.5+
Percent with duration $\geq 6$ months	88%
Percent with duration $\geq 12$ months	56%
Percent with duration $\geq 24$ months	31%
<b>Overall Response Rate per BICR,<sup>a</sup> n (%), mRECIST</b>	17 (35%)
(95% CI) <sup>b</sup>	(22, 50)
Complete response	6 (12%)
Partial response	11 (22%)

<sup>a</sup> Confirmed by BICR.

<sup>b</sup> Confidence interval is based on the Clopper and Pearson method.

## 14.12 Esophageal Cancer

### Adjuvant Treatment of Resected Esophageal or Gastroesophageal Junction Cancer

CHECKMATE-577 (NCT02743494) was a randomized, multicenter, double-blind trial in 794 patients with completely resected (negative margins) esophageal or gastroesophageal junction cancer who had residual pathologic disease following concurrent chemoradiotherapy (CRT). Patients were randomized (2:1) to receive either OPDIVO 240 mg or placebo by intravenous infusion over 30 minutes every 2 weeks for 16 weeks followed by 480 mg or placebo by intravenous infusion over 30 minutes every 4 weeks beginning at week 17. Treatment was until disease recurrence, unacceptable toxicity, or for up to 1 year in total duration. Enrollment required complete resection within 4 to 16 weeks prior to randomization. The trial excluded patients who did not receive CRT prior to surgery, had stage IV resectable disease, autoimmune disease, or any condition requiring systemic treatment with either corticosteroids (>10 mg daily prednisone or equivalent) or other immunosuppressive medications. Randomization was stratified by tumor PD-L1 status ( $\geq 1\%$  vs.  $< 1\%$  or indeterminate or non-evaluable), pathologic lymph node status (positive  $\geq$ ypN1 vs. negative ypN0), and histology (squamous vs. adenocarcinoma). The major efficacy outcome measure was disease-free survival (DFS) defined as the time between the date of randomization and the date of first recurrence (local, regional, or distant from the primary resected site) or death, from any cause, whichever occurred first as assessed by the investigator prior to subsequent anti-cancer therapy. Patients on treatment underwent imaging for tumor recurrence every 12 weeks for 2 years, and a minimum of one scan every 6 to 12 months for years 3 to 5.

The trial population characteristics were: median age 62 years (range: 26 to 86), 36% were  $\geq 65$  years of age, 85% were male, 15% were Asian, 82% were White, and 1.1% were Black. Disease characteristics were AJCC Stage II (35%) or Stage III (65%) at initial diagnosis carcinoma, EC (60%) or GEJC (40%) at initial diagnosis, with pathologic positive lymph node status (58%) at study entry and histological confirmation of predominant adenocarcinoma (71%) or squamous cell carcinoma (29%). The baseline Tumor PD-L1 status  $\geq 1\%$  was positive for 16% of patients and negative for 72% of patients. Baseline ECOG performance status was 0 (58%) or 1 (42%).

CHECKMATE-577 demonstrated a statistically significant improvement in DFS for patients randomized to the OPDIVO arm as compared with the placebo arm. DFS benefit was observed regardless of tumor PD-L1 expression and histology.

Efficacy results are shown in Table 66 and Figure 19.

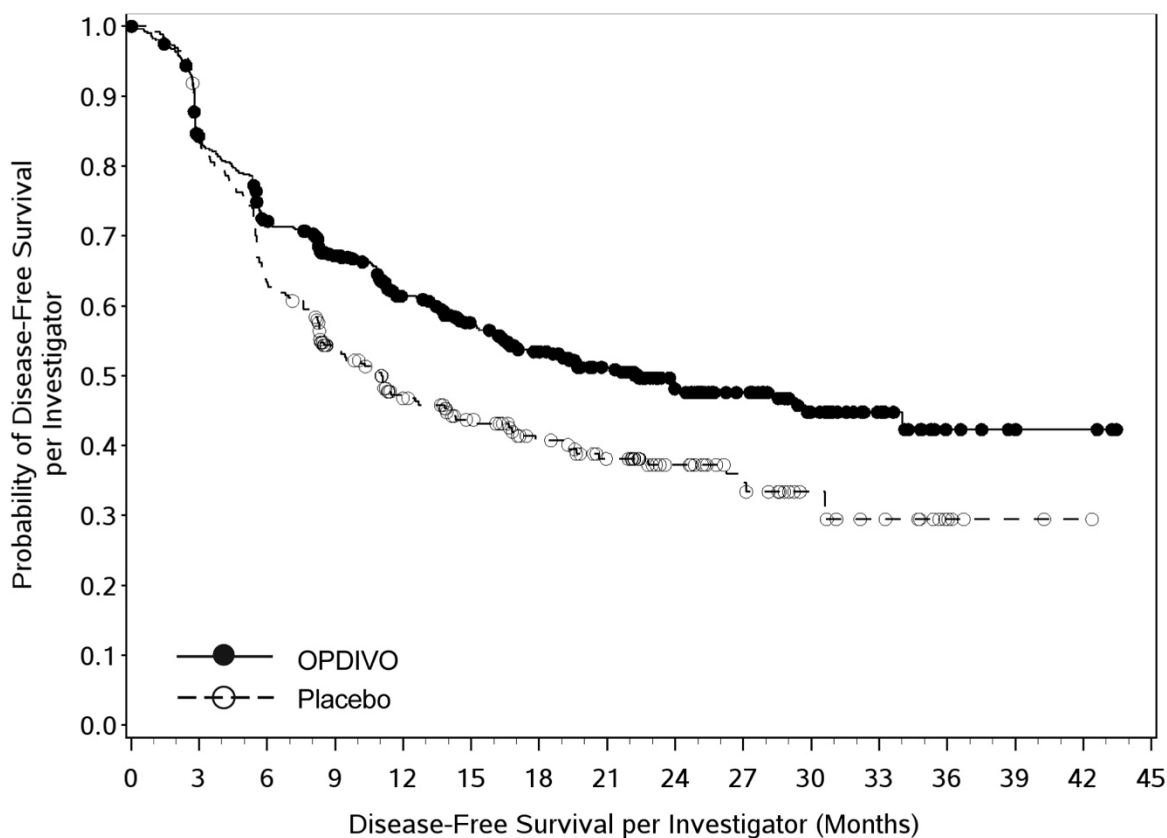
**Table 66: Efficacy Results - CHECKMATE-577**

	<b>OPDIVO (n=532)</b>	<b>Placebo (n=262)</b>
<b>Disease-free Survival</b>		
Number of events, n (%)	241 (45%)	155 (59%)
Median (months) (95% CI)	22.4 (16.6, 34.0)	11.0 (8.3, 14.3)
Hazard ratio <sup>a</sup> (95% CI)	0.69 (0.56, 0.85)	
p-value <sup>b</sup>	0.0003	

<sup>a</sup> Based on a stratified proportional hazards model.

<sup>b</sup> Based on a stratified log-rank test.

**Figure 19: Disease-free Survival - CHECKMATE-577**



Number of Subjects at Risk

OPDIVO

532 430 364 306 249 212 181 147 92 68 41 22 8 4 3 0

Placebo

262 214 163 126 96 80 65 53 38 28 17 12 5 2 1 0

First-line Treatment of Unresectable Advanced or Metastatic ESCC

CHECKMATE-648 (NCT03143153) was a randomized, active-controlled, open-label trial in patients with previously untreated unresectable advanced, recurrent or metastatic ESCC

(squamous or adenosquamous histology). The trial enrolled patients whose tumor was evaluable for tumor cell (TC) PD-L1 expression [also called PD-L1 tumor proportion score (TPS)], which was evaluated using the PD-L1 IHC 28-8 pharmDx assay at a central laboratory. A retrospective scoring of a patient's tumor PD-L1 status using Combined Positive Score (CPS), was also conducted using the PD-L1-stained tumor specimens used for randomization. Patients were not amenable to chemoradiation or surgery with curative intent. Prior treatment with curative intent was allowed if completed more than six months prior to trial enrollment. The trial excluded patients with brain metastasis that were symptomatic, had active autoimmune disease, used systemic corticosteroids or immunosuppressants, or patients at high risk of bleeding or fistula due to apparent invasion of tumor to organs adjacent to the esophageal tumor. Patients were randomized to receive one of the following treatments:

- OPDIVO 240 mg on days 1 and 15, fluorouracil 800 mg/m<sup>2</sup>/day intravenously on days 1 through 5 (for 5 days), and cisplatin 80 mg/m<sup>2</sup> intravenously on day 1 (of a 4-week cycle).
- OPDIVO 3 mg/kg every 2 weeks in combination with ipilimumab 1 mg/kg every 6 weeks.
- Fluorouracil 800 mg/m<sup>2</sup>/day intravenously on days 1 through 5 (for 5 days), and cisplatin 80 mg/m<sup>2</sup> intravenously on day 1 (of a 4-week cycle).

Patients received OPDIVO until disease progression, unacceptable toxicity, or up to 2 years. In patients who received OPDIVO in combination with chemotherapy and in whom either fluorouracil and/or cisplatin were discontinued, other components of the treatment regimen were allowed to be continued. Patients who discontinued combination therapy because of an adverse reaction attributed to ipilimumab were permitted to continue OPDIVO as a single agent.

Randomization was stratified by TC PD-L1 expression ( $\geq 1\%$  vs.  $< 1\%$  or indeterminate), region (East Asia vs. Rest of Asia vs. Rest of World), ECOG performance status (0 vs. 1), and number of organs with metastases ( $\leq 1$  vs.  $\geq 2$ ). The major efficacy outcome measures were OS and BICR-assessed PFS in patients with TC PD-L1 expression  $\geq 1\%$ . Additional efficacy measures included OS in all randomized patients, BICR-assessed PFS in all randomized patients, and ORR assessed by BICR in TC PD-L1 expression  $\geq 1\%$  and in all randomized patients. The tumor assessments per RECIST v1.1 were conducted every 6 weeks up to and including week 48, then every 12 weeks thereafter.

A total of 970 patients were randomized in CHECKMATE-648 study among whom 965 and 906 patients had quantifiable TC PD-L1 expression and CPS at baseline, respectively. The trial population characteristics for all randomized patients were median age 64 years (range: 26 to 90), 47% were  $\geq 65$  years of age, 82.% were male, 71% were Asian, 26% were White, and 1.1% were Black. Patients had histological confirmation of squamous cell carcinoma (98%) or adenosquamous cell carcinoma (1.9%) in the esophagus. Baseline ECOG performance status was 0 (47.0%) or 1 (53%).

Efficacy results are shown in Table 67 and Figure 20.

**Table 67: Efficacy Results - CHECKMATE-648**

	OPDIVO with Cisplatin and Fluorouracil (n=321)	OPDIVO and Ipilimumab (n=325)	Cisplatin and Fluorouracil (n=324)	OPDIVO with Cisplatin and Fluorouracil (n=158)	OPDIVO and Ipilimumab (n=158)	Cisplatin and Fluorouracil (n=157)
	All Patients			TC PD-L1 expression ≥ 1%		
<b>Overall Survival</b>						
Deaths (%)	209 (65)	216 (66)	232 (72)	98 (62)	106 (67)	121 (77)
Median (months) (95% CI)	13.2 (11.1, 15.7)	12.8 (11.3, 15.5)	10.7 (9.4, 11.9)	15.4 (11.9, 19.5)	13.7 (11.2, 17.0)	9.1 (7.7, 10)
Hazard ratio (95% CI) <sup>b</sup>	0.74 (0.61, 0.90)	0.78 (0.65, 0.95)	-	0.54 (0.41, 0.71)	0.64 (0.49, 0.84)	-
p-value <sup>c</sup>	0.0021 <sup>S1</sup>	0.0110 <sup>S2</sup>	-	< 0.0001 <sup>S3</sup>	0.0010 <sup>S4</sup>	-
<b>Progression-free Survival<sup>a</sup></b>						
Disease progression or death (%)	235 (73)	258 (79)	210 (65)	117 (74)	123 (78)	100 (64)
Median (months) (95% CI)	5.8 (5.6, 7.0)	2.9 (2.7, 4.2)	5.6 (4.3, 5.9)	6.9 (5.7, 8.3)	4.0 (2.4, 4.9)	4.4 (2.9, 5.8)
Hazard ratio (95% CI) <sup>b</sup>	0.81 (0.67, 0.99)	1.26 (1.04, 1.52)	-	0.65 (0.49, 0.86)	1.02 (0.78, 1.34)	-
p-value <sup>c</sup>	NS	NT	-	0.0023 <sup>S5</sup>	NS	-
<b>Overall Response Rate, n (%)<sup>a, NT</sup></b>	152 (47.4)	90 (27.7)	87 (26.9)	84 (53.2)	56 (35.4)	31 (19.7)
(95% CI)	(41.8, 53.0)	(22.9, 32.9)	(22.1, 32.0)	(45.1, 61.1)	(28.0, 43.4)	(13.8, 26.8)
Complete response (%)	43 (13.4)	36 (11.1)	20 (6.2)	26 (16.5)	28 (17.7)	8 (5.1)
Partial response (%)	109 (34.0)	54 (16.6)	67 (20.7)	58 (36.7)	28 (17.7)	23 (14.6)
<b>Duration of Response (months)<sup>a</sup></b>						
Median (95% CI)	8.2 (6.9, 9.7)	11.1 (8.3, 14.0)	7.1 (5.7, 8.2)	8.4 (6.9, 12.4)	11.8 (7.1, 27.4)	5.7 (4.4, 8.7)
Range	1.4+, 35.9+	1.4+, 34.5+	1.4+, 31.8+	1.4+, 34.6	1.4+, 34.5+	1.4+, 31.8+

<sup>a</sup> Assessed by BICR.

<sup>b</sup> Based on stratified Cox proportional hazard model. Hazard ratios are reported for each OPDIVO containing arm compared to chemotherapy within each analysis population.

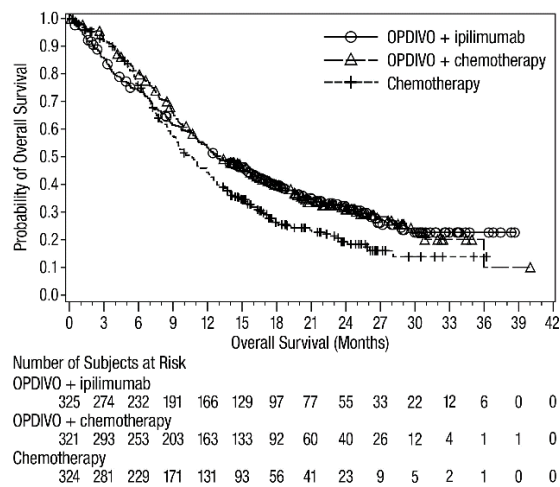
<sup>c</sup> Based on a stratified 2-sided log-rank test.

<sup>S1, S2, S3, S4, S5</sup> Significant p-value compared to stopping boundary of 0.009, 0.018, 0.005, 0.014, and 0.015 respectively.

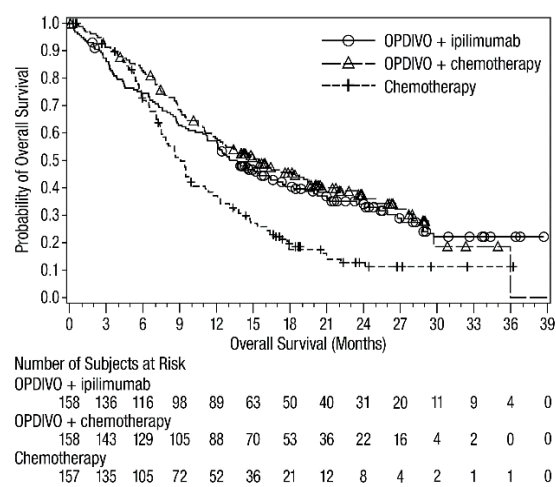
NS: Not Statistically significant, NT: Not evaluated for statistical significance as per pre-specified hierarchical testing procedure

**Figure 20: Overall Survival – CHECKMATE-648**

(A) OS in All Randomized Patients

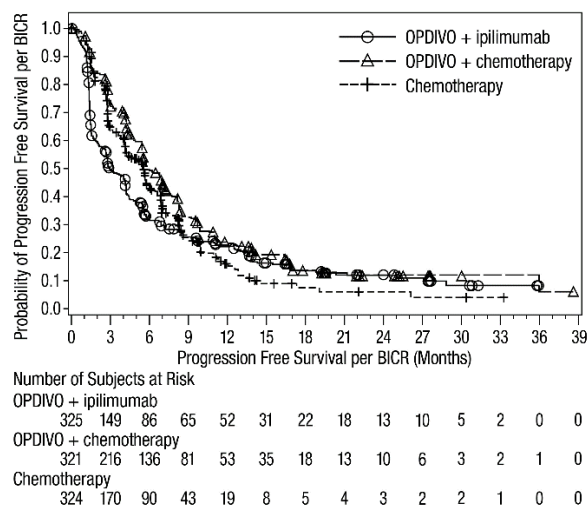


(B) OS in TC PD-L1 ≥1%

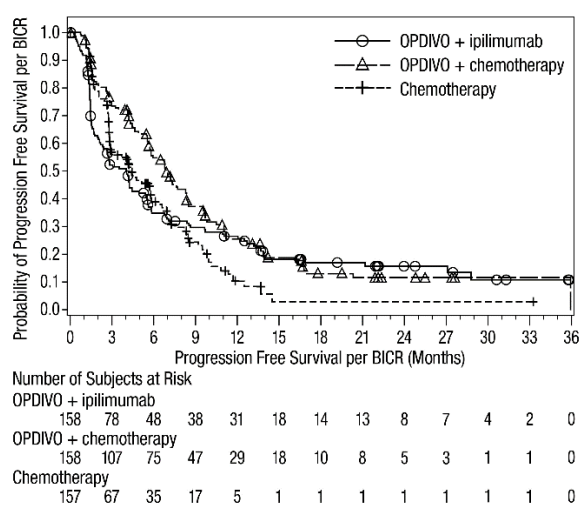


**Figure 21: Progression Survival – CHECKMATE-648**

(A) PFS in All Randomized Patients



(B) PFS in TC PD-L1 ≥1%



Exploratory subgroup analyses of patients with TC PD-L1 expression <1% (n=492) were conducted. OS results for each OPDIVO containing arm compared to chemotherapy were:

- OPDIVO with Chemotherapy (n=163) vs. Chemotherapy (n=165): unstratified OS HR was 0.99 (95% CI: 0.76, 1.29) with median OS of 12 months (95% CI: 9.9, 15.5) on the OPDIVO with Chemotherapy arm and 12.2 months (95% CI: 10.7, 14) on the Chemotherapy arm
- OPDIVO with Ipilimumab (n=164) vs. Chemotherapy (n=165): unstratified OS HR was 0.97 (95% CI: 0.74, 1.26) with median OS of 12 months (95% CI: 10.1, 16.0) on the OPDIVO with Ipilimumab arm and 12.2 months (95% CI: 10.7, 14) on the Chemotherapy arm

Exploratory subgroup analyses were also conducted by PD-L1 status per CPS ( $\geq 1$  and  $< 1$ ) for each OPDIVO containing arm compared to chemotherapy. Among the 906 patients with quantifiable PD-L1 CPS at baseline, 278 in the OPDIVO with chemotherapy arm, 266 in the OPDIVO with Ipilimumab arm, and 280 in the chemotherapy arm had PD-L1 CPS  $\geq 1$ . A total of 27 patients in the OPDIVO with chemotherapy arm, 31 patients in the OPDIVO with Ipilimumab arm, and 24 patients in the chemotherapy arm had PD-L1 CPS  $< 1$ .

OS results for each comparison by PD-L1 CPS status were:

- OPDIVO with Chemotherapy vs. Chemotherapy: unstratified OS HR was 0.69 (95% CI: 0.56, 0.84) for PD-L1 CPS  $\geq 1$  subgroup and 0.98 (95% CI: 0.50, 1.95) for PD-L1 CPS  $< 1$  subgroup.
- OPDIVO with Ipilimumab vs. Chemotherapy: unstratified OS HR was 0.76 (95% CI: 0.62, 0.93) for PD-L1 CPS  $\geq 1$  subgroup and 1.0 (95% CI: 0.52, 1.94) for PD-L1 CPS  $< 1$  subgroup.

#### Previously Treated Unresectable Advanced, Recurrent or Metastatic Esophageal Squamous Cell Carcinoma (ESCC)

ATTRACTION-3 (NCT02569242) was a multicenter, randomized (1:1), active-controlled, open-label trial in patients with unresectable advanced, recurrent, or metastatic ESCC, who were refractory or intolerant to at least one fluoropyrimidine- and platinum--based regimen. The trial enrolled patients regardless of PD-L1 status, but tumor specimens were evaluated prospectively using the PD-L1 IHC 28-8 pharmDx assay at a central laboratory. The trial excluded patients who were refractory or intolerant to taxane therapy, had brain metastases that were symptomatic or required treatment, had autoimmune disease, used systemic corticosteroids or immunosuppressants, or had apparent tumor invasion of organs adjacent to the esophageal tumor or had stents in the esophagus or respiratory tract. Patients were randomized to receive OPDIVO 240 mg by intravenous infusion over 30 minutes every 2 weeks or investigator's choice of taxane chemotherapy consisting of docetaxel (75 mg/m<sup>2</sup> intravenously every 3 weeks) or paclitaxel (100 mg/m<sup>2</sup> intravenously once a week for 6 weeks followed by 1 week off).

Randomization was stratified by region (Japan vs. Rest of World), number of organs with metastases ( $\leq 1$  vs.  $\geq 2$ ), and PD-L1 status ( $\geq 1\%$  vs.  $< 1\%$  or indeterminate). Patients were treated until disease progression, assessed by the investigator per RECIST v1.1, or unacceptable toxicity. The tumor assessments were conducted every 6 weeks for 1 year, and every 12 weeks thereafter. The major efficacy outcome measure was OS. Additional efficacy outcome measures were ORR and PFS as assessed by the investigator using RECIST v1.1 and DOR.

A total of 419 patients were randomized; 210 to the OPDIVO arm and 209 to the investigator's choice arm (docetaxel: 31%, paclitaxel: 69%). The trial population characteristics were: median age 65 years (range: 33 to 87), 53% were  $\geq 65$  years of age, 87% were male, 96% were Asian and 4% were White. Sixty-seven percent of patients had received one prior systemic therapy regimen and 26% had received two prior systemic therapy regimens prior to enrolling in ATTRACTION-3. Baseline ECOG performance status was 0 (50%) or 1 (50%).

ATTRACTION-3 demonstrated a statistically significant improvement in OS for patients randomized to OPDIVO as compared with investigator's choice of taxane chemotherapy. OS benefit was observed regardless of PD-L1 expression level. The minimum follow-up was 17.6 months. Efficacy results are shown in Table 68 and Figure 22.

**Table 68: Efficacy Results - ATTRACTION-3**

	<b>OPDIVO (n=210)</b>	<b>Docetaxel or Paclitaxel (n=209)</b>
<b>Overall Survival<sup>a</sup></b>		
Deaths (%)	160 (76%)	173 (83%)
Median (months) (95% CI)	10.9 (9.2, 13.3)	8.4 (7.2, 9.9)
Hazard ratio (95% CI) <sup>b</sup>	0.77 (0.62, 0.96)	
p-value <sup>c</sup>	0.0189	
<b>Overall Response Rate<sup>d</sup></b>	33 (19.3)	34 (21.5)
(95% CI)	(13.7, 26.0)	(15.4, 28.8)
Complete response (%)	1 (0.6)	2 (1.3)
Partial response (%)	32 (18.7)	32 (20.3)
Median duration of response (months) (95% CI)	6.9 (5.4, 11.1)	3.9 (2.8, 4.2)
p-value <sup>e</sup>	0.6323	
<b>Progression-free Survival<sup>a, f</sup></b>		
Disease progression or death (%)	187 (89)	176 (84)
Median (months) (95% CI)	1.7 (1.5, 2.7)	3.4 (3.0, 4.2)
Hazard ratio (95% CI) <sup>b</sup>	1.1 (0.9, 1.3)	

<sup>a</sup> Based on ITT analysis

<sup>b</sup> Based on a stratified proportional hazards model.

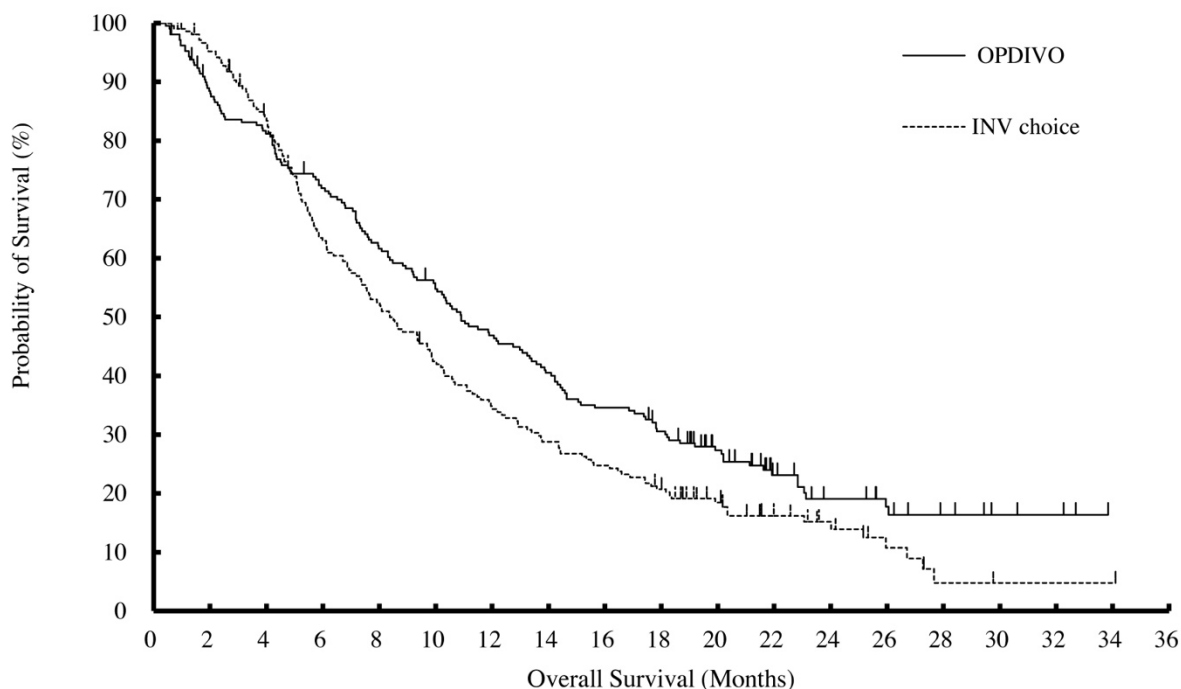
<sup>c</sup> Based on a stratified log-rank test.

<sup>d</sup> Based on Response Evaluable Set (RES) analysis, n=171 in OPDIVO group and n=158 in investigator's choice group.

<sup>e</sup> Based on stratified Cochran-Mantel-Haenszel test; p-value not significant.

<sup>f</sup> PFS not tested due to pre-specified hierarchical testing strategy.

**Figure 22: Overall Survival - ATTRACTION-3**



Number at Risk	
OPDIVO	210 182 167 147 126 111 95 82 70 60 43 25 17 13 7 4 3 0 0
INV choice	209 196 169 126 105 84 68 57 49 40 27 17 12 6 2 1 1 1 0

Of the 419 patients, 48% had PD-L1 positive ESCC, defined as  $\geq 1\%$  of tumor cells expressing PD-L1. The remaining 52% had PD-L1 negative ESCC defined as  $< 1\%$  of tumor cells expressing PD-L1.

In a pre-specified exploratory analysis by PD-L1 status, the hazard ratio (HR) for OS was 0.69 (95% CI: 0.51, 0.94) with median survivals of 10.9 and 8.1 months for the OPDIVO and investigator's choice arms, respectively, in the PD-L1 positive subgroup. In the PD-L1 negative subgroup, the HR for OS was 0.84 (95% CI: 0.62, 1.14) with median survivals of 10.9 and 9.3 months for the OPDIVO and investigator's choice arms, respectively.

### **14.13 Gastric Cancer, Gastroesophageal Junction Cancer, and Esophageal Adenocarcinoma**

CHECKMATE-649 (NCT02872116) was a randomized, multicenter, open-label trial in patients (n=1581) with previously untreated advanced or metastatic gastric cancer, gastroesophageal junction cancer, and esophageal adenocarcinoma. The trial enrolled patients regardless of PD-L1 status, and tumor specimens were evaluated prospectively using the PD-L1 IHC 28-8 pharmDx assay at a central laboratory. The trial excluded patients who were known human epidermal growth factor receptor 2 (HER2) positive or had untreated CNS metastases. Patients were randomized to receive OPDIVO in combination with chemotherapy (n=789) or chemotherapy (n=792). Patients received one of the following treatments:

- OPDIVO 240 mg in combination with mFOLFOX6 (fluorouracil, leucovorin and oxaliplatin) every 2 weeks or mFOLFOX6 every 2 weeks.
- OPDIVO 360 mg in combination with CapeOX (capecitabine and oxaliplatin) every 3 weeks or CapeOX every 3 weeks.

Patients were treated until disease progression, unacceptable toxicity, or up to 2 years. In patients who received OPDIVO in combination with chemotherapy and in whom chemotherapy was discontinued, OPDIVO monotherapy was allowed to be given at 240 mg every 2 weeks, 360 mg every 3 weeks, or 480 mg every 4 weeks up to 2 years after treatment initiation.

Randomization was stratified by tumor cell PD-L1 status ( $\geq 1\%$  vs.  $< 1\%$  or indeterminate), region (Asia vs. US vs. Rest of World), ECOG performance status (0 vs. 1), and chemotherapy regimen (mFOLFOX6 vs. CapeOX). The major efficacy outcome measures, assessed in patients with PD-L1 CPS  $\geq 5$ , were PFS assessed by BICR and OS. Additional efficacy outcome measures included OS and PFS in patients with PD-L1 CPS  $\geq 1$  and in all randomized patients, and ORR and DOR as assessed by BICR in patients with PD-L1 CPS  $\geq 1$  and  $\geq 5$ , and in all randomized patients. Tumor assessments were conducted per RECIST v1.1 every 6 weeks up to and including week 48, then every 12 weeks thereafter.

The trial population characteristics were: median age 61 years (range: 18 to 90), 39% were  $\geq 65$  years of age, 70% were male, 24% were Asian, and 69% were White, and 1% were Black. Baseline ECOG performance status was 0 (42%) or 1 (58%). Seventy percent of patients had adenocarcinoma tumors in the stomach, 16% in the gastroesophageal junction, and 13% in the esophagus.

CHECKMATE-649 demonstrated a statistically significant improvement in OS and PFS for patients with PD-L1 CPS  $\geq 5$ . Statistically significant improvement in OS was also demonstrated for all randomized patients. The minimum follow-up was 12.1 months. Efficacy results are shown in Table 69 and Figures 23, 24, and 25.

**Table 69: Efficacy Results - CHECKMATE-649**

	OPDIVO and mFOLFOX6 or CapeOX (n=789)	mFOLFOX6 or CapeOX (n=792)	OPDIVO and mFOLFOX6 or CapeOX (n=641)	mFOLFOX6 or CapeOX (n=655)	OPDIVO and mFOLFOX6 or CapeOX (n=473)	mFOLFOX6 or CapeOX (n=482)
	All Patients		PD-L1 CPS ≥1		PD-L1 CPS ≥5	
<b>Overall Survival</b>						
Deaths (%)	544 (69)	591 (75)	434 (68)	492 (75)	309 (65)	362 (75)
Median (months) (95% CI)	13.8 (12.6, 14.6)	11.6 (10.9, 12.5)	14.0 (12.6, 15.0)	11.3 (10.6, 12.3)	14.4 (13.1, 16.2)	11.1 (10.0, 12.1)
Hazard ratio (95% CI) <sup>a</sup>	0.80 (0.71, 0.90)		0.77 (0.68, 0.88)		0.71 (0.61, 0.83)	
p-value <sup>b</sup>	0.0002		<0.0001		<0.0001	
<b>Progression-free Survival<sup>c</sup></b>						
Disease progression or death (%)	559 (70.8)	557 (70.3)	454 (70.8)	472 (72.1)	328 (69.3)	350 (72.6)
Median (months) (95% CI)	7.7 (7.1, 8.5)	6.9 (6.6, 7.1)	7.5 (7.0, 8.4)	6.9 (6.1, 7.0)	7.7 (7.0, 9.2)	6.0 (5.6, 6.9)
Hazard ratio (95% CI) <sup>a</sup>	0.77 (0.68, 0.87)		0.74 (0.65, 0.85)		0.68 (0.58, 0.79)	
p-value <sup>b</sup>	- <sup>e</sup>		- <sup>e</sup>		<0.0001	
<b>Overall Response Rate, n (%)<sup>c,d</sup></b>	370 (47)	293 (37)	314 (49)	249 (38)	237 (50)	184 (38)
(95% CI)	(43, 50)	(34, 40)	(45, 53)	(34, 42)	(46, 55)	(34, 43)
Complete response (%)	78 (10)	52 (7)	65 (10)	42 (6)	55 (12)	34 (7)
Partial response (%)	292 (37)	241 (30)	249 (39)	207 (32)	182 (38)	150 (31)
<b>Duration of Response (months)<sup>c,d</sup></b>						
Median (95% CI)	8.5 (7.2, 9.9)	6.9 (5.8, 7.2)	8.5 (7.7, 10.3)	6.9 (5.8, 7.6)	9.5 (8.1, 11.9)	6.9 (5.6, 7.9)
Range	1.0+, 29.6+	1.2+, 30.8+	1.1+, 29.6+	1.2+, 30.8+	1.1+, 29.6+	1.2+, 30.8+

<sup>a</sup> Based on stratified Cox proportional hazard model.

<sup>b</sup> Based on stratified log-rank test.

<sup>c</sup> Assessed by BICR.

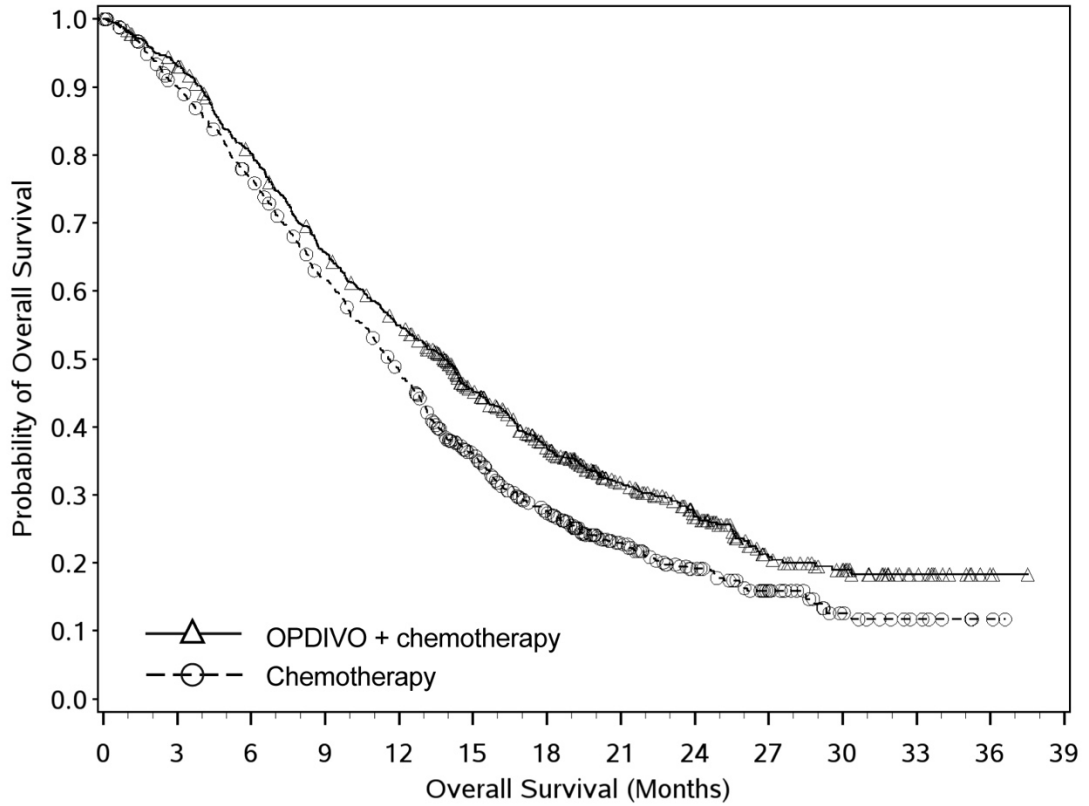
<sup>d</sup> Based on confirmed response.

<sup>e</sup> Not evaluated for statistical significance.

In an exploratory analysis in patients with PD-L1 CPS<1 (n=265), the median OS was 13.1 months (95% CI: 9.8, 16.7) for the OPDIVO and chemotherapy arm and 12.5 months (95% CI: 10.1, 13.8) for the chemotherapy arm, with a stratified HR of 0.85 (95% CI: 0.63, 1.15).

In an exploratory analysis in patients with PD-L1 CPS<5 (n=606), the median OS was 12.4 months (95% CI: 10.6, 14.3) for the OPDIVO and chemotherapy arm and 12.3 months (95% CI: 11.0, 13.2) for the chemotherapy arm, with a stratified HR of 0.94 (95% CI: 0.78, 1.14).

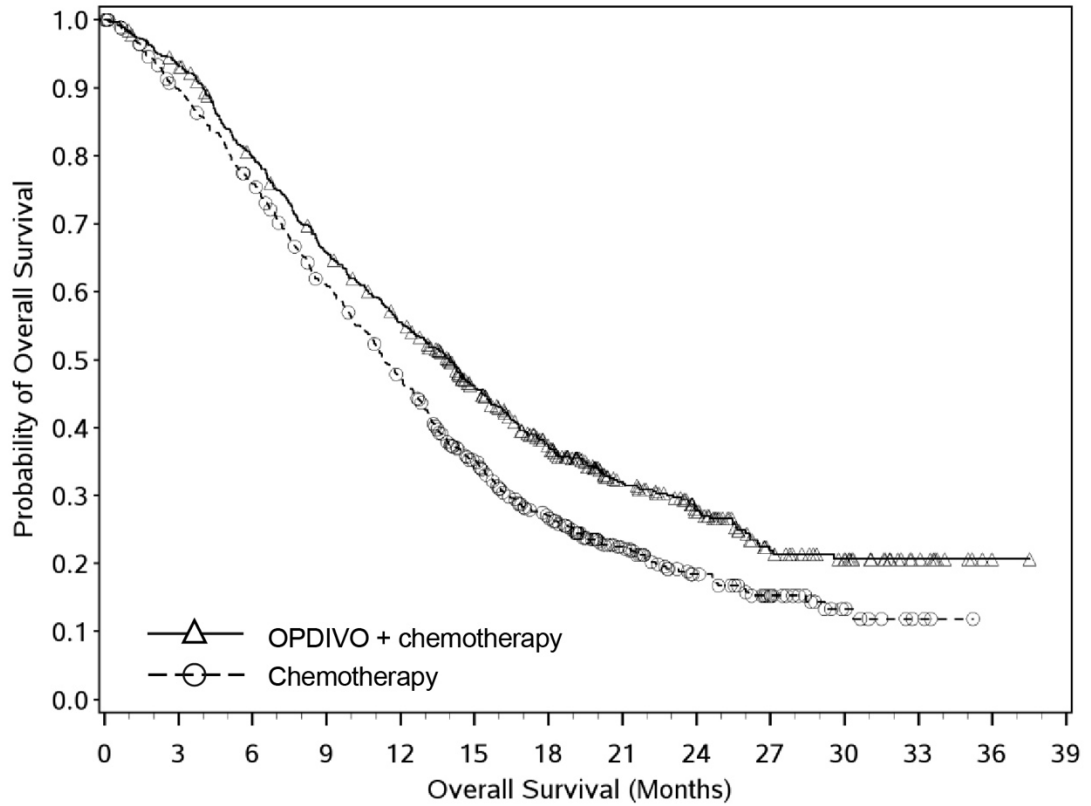
**Figure 23: Overall Survival (All Patients) - CHECKMATE-649**



Number of Subjects at Risk

Overall Survival (Months)	0	3	6	9	12	15	18	21	24	27	30	33	36	39
OPDIVO + chemotherapy	789	731	621	506	420	308	226	147	100	49	34	14	2	0
Chemotherapy	792	697	586	469	359	239	160	94	59	35	15	7	2	0

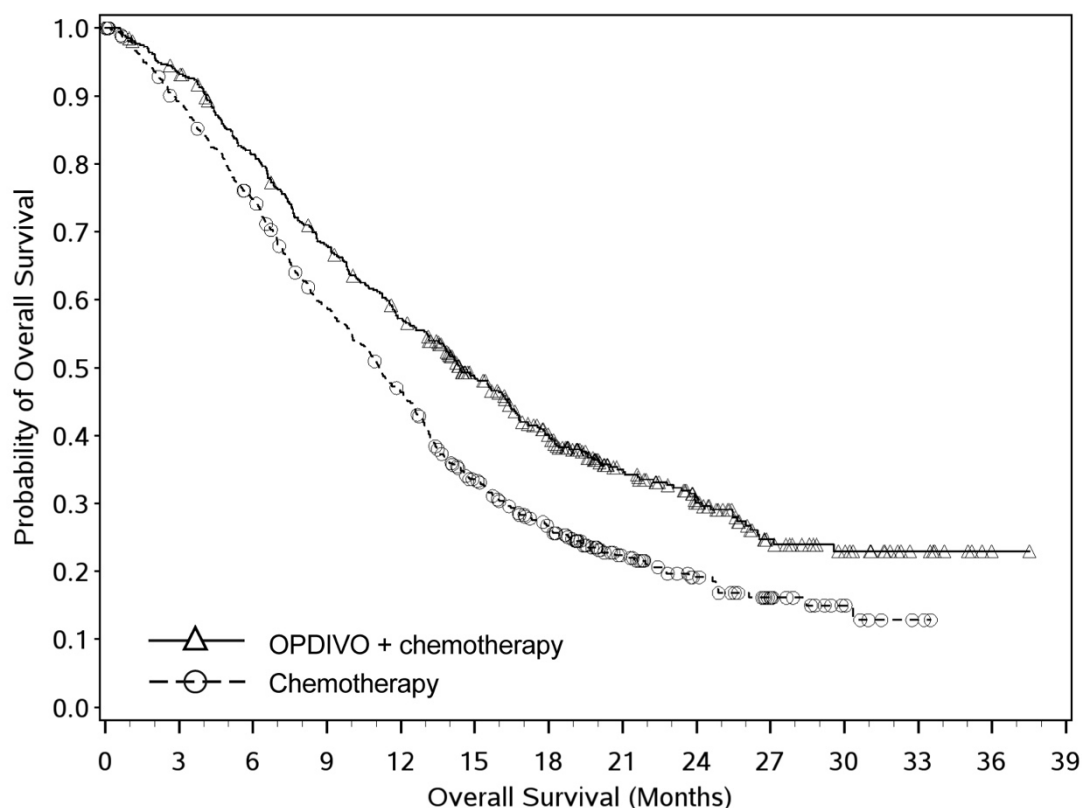
**Figure 24: Overall Survival (PD-L1 CPS  $\geq 1$ ) - CHECKMATE-649**



Number of Subjects at Risk

Overall Survival (Months)	0	3	6	9	12	15	18	21	24	27	30	33	36	39
OPDIVO + chemotherapy	641	595	502	412	344	254	183	118	80	40	28	11	1	0
Chemotherapy	655	575	483	383	292	194	131	77	45	25	10	3	0	0

**Figure 25: Overall Survival (PD-L1 CPS  $\geq$ 5) - CHECKMATE-649**



Number of Subjects at Risk

OPDIVO + chemotherapy

473 438 377 313 261 198 149 96 65 33 22 9 1 0

Chemotherapy

482 421 350 271 211 138 98 56 34 19 8 2 0 0

## 16 HOW SUPPLIED/STORAGE AND HANDLING

OPDIVO<sup>®</sup> (nivolumab) Injection is a clear to opalescent, colorless to pale-yellow solution in a single-dose vial available as follows:

Carton Contents	NDC
40 mg/4 mL (10 mg/mL) single-dose vial	0003-3772-11
100 mg/10 mL (10 mg/mL) single-dose vial	0003-3774-12
120 mg/12 mL (10 mg/mL) single-dose vial	0003-3756-14
240 mg/24 mL (10 mg/mL) single-dose vial	0003-3734-13

Store under refrigeration at 2°C to 8°C (36°F to 46°F). Protect from light by storing in the original package until time of use. Do not freeze or shake.

## 17 PATIENT COUNSELING INFORMATION

Advise the patient to read the FDA-approved patient labeling (Medication Guide).

### Immune-Mediated Adverse Reactions

Inform patients of the risk of immune-mediated adverse reactions that may require corticosteroid treatment and withholding or discontinuation of OPDIVO, including:

- Pneumonitis: Advise patients to contact their healthcare provider immediately for any new or worsening cough, chest pain, or shortness of breath [see *Warnings and Precautions (5.1)*].
- Colitis: Advise patients to contact their healthcare provider immediately for diarrhea or severe abdominal pain [see *Warnings and Precautions (5.1)*].
- Hepatitis: Advise patients to contact their healthcare provider immediately for jaundice, severe nausea or vomiting, pain on the right side of abdomen, lethargy, or easy bruising or bleeding [see *Warnings and Precautions (5.1)*].
- Endocrinopathies: Advise patients to contact their healthcare provider immediately for signs or symptoms of hypophysitis, adrenal insufficiency, hypothyroidism, hyperthyroidism, and diabetes mellitus [see *Warnings and Precautions (5.1)*].
- Nephritis and Renal Dysfunction: Advise patients to contact their healthcare provider immediately for signs or symptoms of nephritis including decreased urine output, blood in urine, swelling in ankles, loss of appetite, and any other symptoms of renal dysfunction [see *Warnings and Precautions (5.1)*].
- Skin Adverse Reactions: Advise patients to contact their healthcare provider immediately for rash [see *Warnings and Precautions (5.1)*].

### Infusion-Related Reactions

- Advise patients of the potential risk of infusion-related reactions [see *Warnings and Precautions (5.2)*].

### Complications of Allogeneic HSCT

- Advise patients of potential risk of post-transplant complications [see *Warnings and Precautions (5.3)*].

### Embryo-Fetal Toxicity

- Advise females of reproductive potential of the potential risk to a fetus and to inform their healthcare provider of a known or suspected pregnancy [see *Warnings and Precautions (5.4), Use in Specific Populations (8.1)*].
- Advise females of reproductive potential to use effective contraception during treatment with OPDIVO and for at least 5 months following the last dose [see *Use in Specific Populations (8.3)*].

Lactation

- Advise women not to breastfeed during treatment with OPDIVO and for 5 months after the last dose [*see Use in Specific Populations (8.2)*].

Manufactured by:  
Bristol-Myers Squibb Company  
Princeton, NJ 08543 USA  
U.S. License No. 1713

**MEDICATION GUIDE**  
**OPDIVO® (op-DEE-voh)**  
**(nivolumab)**  
**Injection**

Read this Medication Guide before you start receiving OPDIVO and before each infusion. There may be new information. If your healthcare provider prescribes OPDIVO in combination with ipilimumab (YERVOY®), also read the Medication Guide that comes with ipilimumab. If your healthcare provider prescribes OPDIVO in combination with cabozantinib, also read the Patient Information that comes with cabozantinib. This Medication Guide does not take the place of talking with your healthcare provider about your medical condition or your treatment.

**What is the most important information I should know about OPDIVO?**

OPDIVO is a medicine that may treat certain cancers by working with your immune system. OPDIVO can cause your immune system to attack normal organs and tissues in any area of your body and can affect the way they work. These problems can sometimes become severe or can lead to death. These problems may happen anytime during treatment or even after your treatment has ended. You may have more than one of these problems at the same time. Some of these problems may happen more often when OPDIVO is used in combination with another therapy.

**Call or see your healthcare provider right away if you develop any new or worse signs or symptoms, including:**

**Lung problems.**

- new or worsening cough
- shortness of breath
- chest pain

**Intestinal problems.**

- diarrhea (loose stools) or more frequent bowel movements than usual
- stools that are black, tarry, sticky, or have blood or mucus
- severe stomach-area (abdominal) pain or tenderness

**Liver problems.**

- yellowing of your skin or the whites of your eyes
- severe nausea or vomiting
- pain on the right side of your stomach area (abdomen)
- dark urine (tea colored)
- bleeding or bruising more easily than normal

**Hormone gland problems.**

- headaches that will not go away or unusual headaches
- eye sensitivity to light
- eye problems
- rapid heartbeat
- increased sweating
- extreme tiredness
- weight gain or weight loss
- feeling more hungry or thirsty than usual
- urinating more often than usual
- hair loss
- feeling cold
- constipation
- your voice gets deeper
- dizziness or fainting
- changes in mood or behavior, such as decreased sex drive, irritability, or forgetfulness

**Kidney problems.**

- decrease in your amount of urine
- blood in your urine
- swelling of your ankles
- loss of appetite

**Skin problems.**

- rash
- itching
- skin blistering or peeling
- painful sore or ulcers in mouth or nose, throat, or genital area

**Problems can also happen in other organs and tissues. These are not all of the signs and symptoms of immune system problems that can happen with OPDIVO. Call or see your healthcare provider right away for any new or worsening signs or symptoms, which may include:**

- Chest pain, irregular heartbeat, shortness of breath or swelling of ankles
- Confusion, sleepiness, memory problems, changes in mood or behavior, stiff neck, balance problems, tingling or numbness of the arms or legs
- Double vision, blurry vision, sensitivity to light, eye pain, changes in eyesight
- Persistent or severe muscle pain or weakness, muscle cramps
- Low red blood cells, bruising

**Getting medical treatment right away may help keep these problems from becoming more serious.** Your healthcare provider will check you for these problems during treatment with OPDIVO. Your healthcare provider may treat you with corticosteroid or hormone replacement medicines. Your healthcare provider may also need to delay or completely stop treatment with OPDIVO, if you have severe side effects.

#### **What is OPDIVO?**

OPDIVO is a prescription medicine used to treat:

- **people with a type of skin cancer called melanoma:**
  - OPDIVO may be used alone or in combination with ipilimumab to treat melanoma that has spread or cannot be removed by surgery (advanced melanoma), **or**
  - OPDIVO may be used alone to help prevent melanoma from coming back after it and lymph nodes that contain cancer have been removed by surgery.
- **people with a type of lung cancer called non-small cell lung cancer (NSCLC).**
  - OPDIVO may be used in adults, in combination with chemotherapy that contains platinum and another chemotherapy medicine before you have surgery for early-stage NSCLC.
  - OPDIVO may be used in adults, in combination with ipilimumab as your first treatment for NSCLC:
    - when your lung cancer has spread to other parts of your body (metastatic), and
    - your tumors are positive for PD-L1, but do not have an abnormal EGFR or ALK gene.
  - OPDIVO may be used in adults, in combination with ipilimumab and 2 cycles of chemotherapy that contains platinum and another chemotherapy medicine, as the first treatment of your NSCLC when your lung cancer:
    - has spread or grown, or comes back, **and**
    - your tumor does not have an abnormal EGFR or ALK gene.
  - OPDIVO may be used in adults, when your lung cancer:
    - has spread or grown, **and**
    - you have tried chemotherapy that contains platinum, and it did not work or is no longer working.
    - If your tumor has an abnormal EGFR or ALK gene, you should have also tried an FDA-approved therapy for tumors with these abnormal genes, **and** it did not work or is no longer working.
- **adults with a type of cancer that affects the lining of the lungs and chest wall called malignant pleural mesothelioma.**
  - OPDIVO may be used in combination with ipilimumab as your first treatment for malignant pleural mesothelioma that cannot be removed by surgery.
- **people with kidney cancer (renal cell carcinoma).**
  - OPDIVO may be used in combination with ipilimumab in certain people when their cancer has spread (advanced RCC), and you have not already had treatment for your advanced RCC.
  - OPDIVO may be used in combination with cabozantinib when your cancer has spread (advanced RCC), and you have not already had treatment for your advanced RCC.
  - OPDIVO may be used alone when your cancer has spread or grown after treatment with other cancer medicines.
- **adults with a type of blood cancer called classical Hodgkin lymphoma.**
  - **OPDIVO may be used if:**
    - your cancer has come back or spread after a type of stem cell transplant that uses your own stem cells (autologous), **and**
    - you used the medicine brentuximab vedotin before or after your stem cell transplant, **or**
    - you received at least 3 kinds of treatment including a stem cell transplant that uses your own stem cells (autologous).
- **people with head and neck cancer (squamous cell carcinoma).**
  - **OPDIVO may be used when your head and neck cancer:**
    - has come back or spread, **and**
    - you have tried chemotherapy that contains platinum and it did not work or is no longer working.
- **people with cancer of the lining of the urinary tract (urothelial carcinoma).**
  - **OPDIVO may be used to help prevent cancer of the urinary tract from coming back after it was removed by surgery.**
  - **OPDIVO may be used when your urinary tract cancer has spread or grown (locally advanced or metastatic), and:**
    - you have tried chemotherapy that contains platinum, and it did not work or is no longer working, **or**

- your cancer worsened within 12 months of treatment with chemotherapy that contains platinum, either before or after surgery to remove your cancer.
- **adults and children 12 years of age and older, with a type of colon or rectal cancer (colorectal cancer).**
  - OPDIVO may be used alone or in combination with ipilimumab when your colon or rectal cancer:
    - has spread to other parts of the body (metastatic),
    - is microsatellite instability-high (MSI-H) or mismatch repair deficient (dMMR), **and**
    - you have tried treatment with a fluoropyrimidine, oxaliplatin, and irinotecan, and it did not work or is no longer working.
- **people with liver cancer (hepatocellular carcinoma).**
  - OPDIVO may be used in combination with ipilimumab if you have previously received treatment with sorafenib.
- **people with cancer of the tube that connects your throat to your stomach (esophageal cancer).**
  - OPDIVO may be used to help prevent your esophageal or gastroesophageal junction cancer from coming back when:
    - your esophageal or gastroesophageal junction cancer has been treated with chemoradiation followed by surgery to completely remove the cancer, **but**
    - some cancer cells were still present in the removed tumor or lymph nodes.
  - OPDIVO may be used in combination with chemotherapy that contains fluoropyrimidine and platinum when your esophageal cancer:
    - is a type called squamous cell carcinoma, **and**
    - cannot be removed with surgery (advanced), or has spread to other parts of the body (metastatic), **and**
    - you have not already had treatment for your advanced or metastatic esophageal cancer.
  - OPDIVO may be used in combination with ipilimumab when your esophageal cancer:
    - is a type called squamous cell carcinoma, **and**
    - cannot be removed with surgery (advanced), or has spread to other parts of the body (metastatic), **and**
    - you have not already had treatment for your advanced or metastatic esophageal cancer.
  - OPDIVO may be used alone in adults when your esophageal cancer:
    - is a type called squamous cell carcinoma, **and**
    - cannot be removed with surgery, **and**
    - has come back or spread to other parts of the body after you have received chemotherapy that contains fluoropyrimidine and platinum.
- **adults with cancer of the stomach (gastric cancer), cancer where the esophagus joins the stomach (gastroesophageal junction cancer), and in adults with esophageal adenocarcinoma.**
  - OPDIVO may be used in combination with chemotherapy that contains fluoropyrimidine and platinum when your gastric, gastroesophageal junction, or esophageal cancer:
    - cannot be removed with surgery, **or**
    - has spread to other parts of the body.

It is not known if OPDIVO is safe and effective when used:

- in children younger than 12 years of age with MSI-H or dMMR metastatic colorectal cancer, or
- in children younger than 18 years of age for the treatment of any other cancers.

**Before receiving OPDIVO, tell your healthcare provider about all of your medical conditions, including if you:**

- have immune system problems such as Crohn's disease, ulcerative colitis, or lupus
- have received an organ transplant
- have received or plan to receive a stem cell transplant that uses donor stem cells (allogeneic)
- have received radiation treatment to your chest area in the past and have received other medicines that are like OPDIVO
- have a condition that affects your nervous system, such as myasthenia gravis or Guillain-Barré syndrome
- are pregnant or plan to become pregnant. OPDIVO can harm your unborn baby.

**Females who are able to become pregnant:**

- Your healthcare provider should do a pregnancy test before you start receiving OPDIVO.
- You should use an effective method of birth control during treatment and for at least 5 months after your last dose of OPDIVO. Talk to your healthcare provider about birth control methods that you can use during this time.
- Tell your healthcare provider right away if you become pregnant during treatment with OPDIVO.

- are breastfeeding or plan to breastfeed. It is not known if OPDIVO passes into your breast milk. Do not breastfeed during treatment and for 5 months after your last dose of OPDIVO.

**Tell your healthcare provider about all the medicines you take, including prescription and over-the-counter medicines, vitamins, and herbal supplements.**

**How will I receive OPDIVO?**

- Your healthcare provider will give you OPDIVO into your vein through an intravenous (IV) line over 30 minutes.
- When OPDIVO is used alone, it is usually given every 2 weeks or 4 weeks depending on the dose you are receiving.
- When OPDIVO is used in combination with ipilimumab (except for treating NSCLC), OPDIVO is usually given every 3 weeks, for a total of 4 doses. Ipilimumab will be given on the same day. After that, OPDIVO will be given alone every 2 weeks or 4 weeks depending on the dose you are receiving.
- For NSCLC before you have surgery, OPDIVO is given in combination with chemotherapy every 3 weeks for 3 cycles.
- For NSCLC that has spread to other parts of your body, when OPDIVO is used in combination with ipilimumab, OPDIVO is given every 3 weeks, and ipilimumab is given every 6 weeks for up to 2 years. Your healthcare provider will determine if you will also need to receive chemotherapy every 3 weeks for 2 cycles.
- For malignant pleural mesothelioma, OPDIVO is given every 3 weeks and ipilimumab is given every 6 weeks for up to 2 years.
- For RCC, when used in combination with cabozantinib, OPDIVO is usually given every 2 weeks or 4 weeks depending on the dose you are receiving. Cabozantinib is given once daily by mouth.
- When OPDIVO is used in combination with chemotherapy for treating esophageal squamous cell carcinoma (ESCC), OPDIVO is given either every 2 weeks or every 4 weeks, for up to 2 years.
- When OPDIVO is used in combination with ipilimumab for esophageal squamous cell carcinoma, OPDIVO is given every 2 weeks or 3 weeks and ipilimumab is given every 6 weeks for up to 2 years.
- For gastric cancer, gastroesophageal junction cancer and esophageal adenocarcinoma, when used in combination with fluoropyrimidine and platinum-containing chemotherapy, OPDIVO is given every 2 weeks or 3 weeks depending on the dose you are receiving, for up to 2 years. Chemotherapy will be given on the same day.
- Your healthcare provider will decide how many treatments you need.
- Your healthcare provider will do blood tests to check you for side effects.
- If you miss any appointments, call your healthcare provider as soon as possible to reschedule your appointment.

**What are the possible side effects of OPDIVO?**

**OPDIVO can cause serious side effects, including:**

- **See “What is the most important information I should know about OPDIVO?”**
- **Severe infusion reactions.** Tell your healthcare provider or nurse right away if you get these symptoms during an infusion of OPDIVO:
  - chills or shaking
  - itching or rash
  - flushing
  - shortness of breath or wheezing
  - dizziness
  - feel like passing out
  - fever
  - back or neck pain
- **Complications of stem cell transplant that uses donor stem cells (allogeneic).** These complications can be severe and can lead to death. These complications may happen if you underwent transplantation either before or after being treated with OPDIVO. Your healthcare provider will monitor you for signs of complications if you have an allogeneic stem cell transplant.

**The most common side effects of OPDIVO when used alone include:**

- feeling tired
- rash
- pain in muscles, bones, and joints
- itchy skin
- diarrhea
- nausea
- weakness
- cough
- vomiting
- shortness of breath
- constipation
- decreased appetite
- back pain
- upper respiratory tract infection
- fever
- headache
- stomach-area (abdominal) pain
- urinary tract infection

**The most common side effects of OPDIVO when used in combination with ipilimumab include:**

- feeling tired
- diarrhea
- rash
- itching
- nausea
- pain in muscles, bones, and joints
- fever
- cough
- decreased appetite
- vomiting
- stomach-area (abdominal) pain
- shortness of breath
- upper respiratory tract infection
- headache
- low thyroid hormone levels (hypothyroidism)
- constipation
- decreased weight
- dizziness

**The most common side effects of OPDIVO when used in combination with chemotherapy include:**

- nausea
- constipation
- feeling tired
- decreased appetite
- rash

**The most common side effects of OPDIVO when used in combination with ipilimumab and chemotherapy include:**

- feeling tired
- pain in muscles, bones, and joints
- nausea
- diarrhea
- rash
- decreased appetite
- constipation
- itching

**The most common side effects of OPDIVO when used in combination with cabozantinib include:**

- diarrhea
- feeling tired or weak
- liver problems. See “What is the most important information I should know about OPDIVO?”
- rash, redness, pain, swelling or blisters on the palms of your hands or soles of your feet
- mouth sores
- rash
- high blood pressure
- low thyroid hormone levels
- pain in muscles, bones, and joints
- decreased appetite
- nausea
- change in the sense of taste
- stomach-area (abdominal) pain
- cough
- upper respiratory tract infection

**The most common side effects of OPDIVO when used in combination with fluoropyrimidine and platinum-containing chemotherapy include:**

- nausea
- numbness, pain, tingling, or burning in your hands or feet
- decreased appetite
- feeling tired
- constipation
- mouth sores
- diarrhea
- vomiting
- stomach-area (abdominal) pain
- pain in muscles, bones, and joints

These are not all the possible side effects of OPDIVO.

Call your doctor for medical advice about side effects. You may report side effects to FDA at 1-800-FDA-1088.

**General information about the safe and effective use of OPDIVO.**

Medicines are sometimes prescribed for purposes other than those listed in a Medication Guide. You can ask your pharmacist or healthcare provider for information about OPDIVO that is written for health professionals.

**What are the ingredients in OPDIVO?**

**Active ingredient:** nivolumab

**Inactive ingredients:** mannitol, pentetic acid, polysorbate 80, sodium chloride, sodium citrate dihydrate, and Water for Injection. May contain hydrochloric acid and/or sodium hydroxide.

Manufactured by: Bristol-Myers Squibb Company, Princeton, NJ 08543 USA U.S. License No. 1713

OPDIVO® and YERVOY® are trademarks of Bristol-Myers Squibb Company. Other brands listed are the trademarks of their respective owners.

For more information, call 1-855-673-4861 or go to [www.OPDIVO.com](http://www.OPDIVO.com).