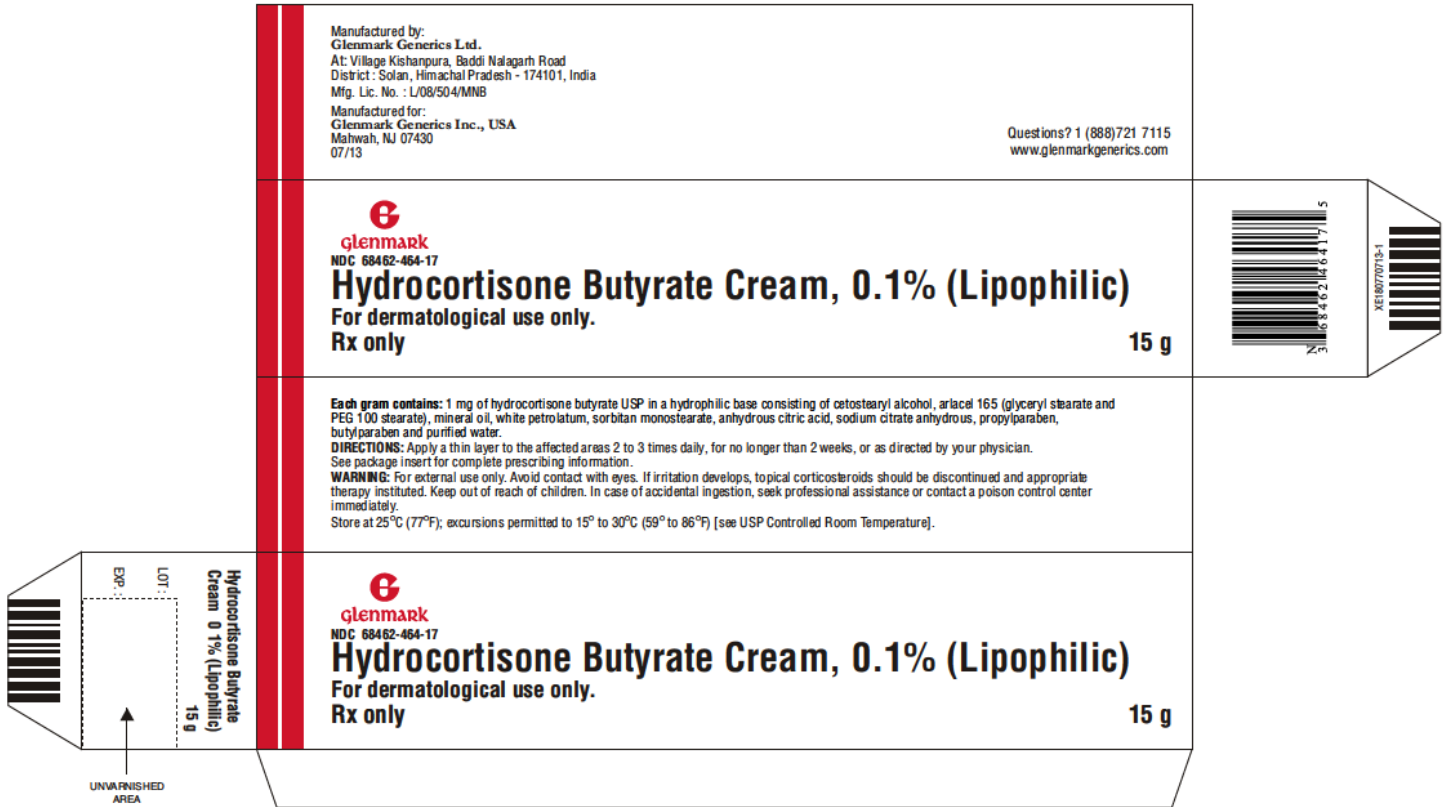


SAME SIZE ARTWORK
15 g
 (128 x 24 x 27 mm)



Minimum Font Size: 5.5pt.


GLENMARK GENERICS LTD.		DATE:		(b) (4)
PRODUCT NAME: Hydrocortisone cream		PKG. DEV.:	Item code, Version, Consistency of Design, overprint area, Pack size, Dimensions & Layout	
ITEM CODE: XE18077	VERSION: 0713-1		RA	Regulatory Text
LOCATION: BADDI		QA:		Entire Text
PHARMACODE: 1870			REMARKS:	
PACK SIZE: 15 G CARTON				
ACTUAL SIZE: 128 mm x 24 mm x 27 mm				
SPECIFICATION: (b) (4)				

SAME SIZE ARTWORK
 CARTON SIZE: 156 mm X 38 mm X 33 mm

Manufactured by:
Glenmark Generics Ltd.
 At: Village Kishanpura, Baddi Nalagarh Road
 District : Solan, Himachal Pradesh 174101, India
 Mfg. Lic. No. : L/08/504/MNB

Manufactured for:
Glenmark Generics Inc., USA
 Mahwah, NJ 07430
 07/13

Questions? 1 (888)721 7115
www.glenmarkgenerics.com




glenmark
 NDC 68462-464-47

Hydrocortisone Butyrate Cream, 0.1% (Lipophilic)

For dermatological use only.
Rx only

45 g



XE180741-1
 3 68462 146447 2

Each gram contains: 1 mg of hydrocortisone butyrate USP in a hydrophilic base consisting of cetostearyl alcohol, arlacel 165 (glyceryl stearate and PEG 100 stearate), mineral oil, white petrolatum, sorbitan monostearate, anhydrous citric acid, sodium citrate anhydrous, propylparaben, butylparaben and purified water.

DIRECTIONS: Apply a thin layer to the affected areas 2 to 3 times daily, for no longer than 2 weeks, or as directed by your physician. See package insert for complete prescribing information.

WARNING: For external use only. Avoid contact with eyes. If irritation develops, topical corticosteroids should be discontinued and appropriate therapy instituted. Keep out of reach of children. In case of accidental ingestion, seek professional assistance or contact a poison control center immediately.


Store at 25°C (77°F); excursions permitted to 15° to 30°C (59° to 86°F) [see USP Controlled Room Temperature].

Manufactured by:
glenmark
 NDC 68462-464-47

Hydrocortisone Butyrate Cream, 0.1% (Lipophilic)

For dermatological use only.
Rx only

45 g



XE180741-1

LOT: _____
 EXP: _____

UNVARNISH AREA

Minimum Font Size: 6pt.

GLENMARK GENERICS LTD.	DATE:	(b) (4)
PRODUCT NAME: Hydrocortisone cream	PKG. DEV.:	Item code, Version, Consistency of Design, overprint area, Pack size, Dimensions & Layout
ITEM CODE: XE18074 VERSION: 0713-1	RA	Regulatory Text
LOCATION: BADDI	QA:	Entire Text
PHARMACODE: 18074	REMARKS:	
PACK SIZE: 45 G CARTON		
ACTUAL SIZE: 156 mm x 38 mm x 33 mm		
SPECIFICATION: _____ (b) (4)		

SAME SIZE ARTWORK
60 g
 (178 x 42 x 35 mm)

Manufactured by:
Glenmark Generics Ltd.
 At: Village Kishanpura, Baddi Nalagarh Road
 District : Solan, Himachal Pradesh 174101, India

Mfg. Lic. No. : L/08/504/MNB

Manufactured for:
Glenmark Generics Inc., USA
 Mahwah, NJ 07430
 07/13

Questions? 1 (888)721 7115
www.glenmarkgenerics.com



glenmark
 NDC 68462-464-65

Hydrocortisone Butyrate Cream, 0.1% (Lipophilic)

For dermatological use only.

Rx only


60 g

Each gram contains: 1 mg of hydrocortisone butyrate USP in a hydrophilic base consisting of cetostearyl alcohol, arlacel 165 (glyceryl stearate and PEG 100 stearate), mineral oil, white petrolatum, sorbitan monostearate, anhydrous citric acid, sodium citrate anhydrous, propylparaben, butylparaben and purified water.

DIRECTIONS: Apply a thin layer to the affected areas 2 to 3 times daily, for no longer than 2 weeks, or as directed by your physician. See package insert for complete prescribing information.

WARNING: For external use only. Avoid contact with eyes. If irritation develops, topical corticosteroids should be discontinued and appropriate therapy instituted. Keep out of reach of children. In case of accidental ingestion, seek professional assistance or contact a poison control center immediately.

Store at 25°C (77°F); excursions permitted to 15° to 30°C (59° to 86°F) [see USP Controlled Room Temperature].



glenmark
 NDC 68462-464-65

Hydrocortisone Butyrate Cream, 0.1% (Lipophilic)

For dermatological use only.

Rx only


60 g

UNVARNISHED AREA

LOT: _____

EXP: _____

Hydrocortisone Butyrate Cream, 0.1% (Lipophilic) 60 g



3 16 8 4 6 2 14 6 4 6 5 16



Minimum Font Size: 6pt.

GLENMARK GENERICS LTD.	DATE:	(b) (4)	
PRODUCT NAME: Hydrocortisone cream	PKG. DEV.:	Item code, Version, Consistency of Design, overprint area, Pack size, Dimensions & Layout	
ITEM CODE: XE18082 VERSION: 0713 1	RA	Regulatory Text	
LOCATION: BADDI	QA:	Entire Text	
PHARMACODE: 18082	REMARKS:		
PACK SIZE: 60 G CARTON			
ACTUAL SIZE: 178 mm x 42 mm x 35 mm			
SPECIFICATION: _____ (b) (4)			



HIGHLIGHTS OF PRESCRIBING INFORMATION

These highlights do not include all the information needed to use hydrocortisone butyrate cream, 0.1% (lipophilic) safely and effectively. See full prescribing information for hydrocortisone butyrate cream, 0.1% (lipophilic).

HYDROCORTISONE BUTYRATE Cream, 0.1% (Lipophilic)

For topical use only
Initial U.S. Approval: 1982

INDICATIONS AND USAGE

Hydrocortisone butyrate cream, 0.1% (lipophilic) is a topical corticosteroid indicated for:

- 1.1 Relief of the inflammatory and pruritic manifestations of corticosteroid-responsive dermatoses in adults.
- 1.2 The treatment of mild to moderate atopic dermatitis in patients 3 months to 18 years of age. (1)

DOSAGE AND ADMINISTRATION

- Hydrocortisone butyrate cream, 0.1% (lipophilic) is not for oral, ophthalmic, or intravaginal use. (2)
- Apply a thin film to the affected skin areas two or three times daily for corticosteroid-responsive dermatoses in adults. (2)
- Apply a thin film to the affected skin areas two times daily for atopic dermatitis in patients 3 months of age and older. (2)
- Rub in gently. (2)
- Discontinue hydrocortisone butyrate cream, 0.1% (lipophilic) when control is achieved. (2)
- Reassess diagnosis if no improvement is seen within 2 weeks. Before prescribing for more than 2 weeks, any additional benefits of extending treatment to 4 weeks should be weighed against the risk of HPA axis suppression and local adverse events. Safety and efficacy of hydrocortisone

butyrate cream, 0.1% (lipophilic) has not been established beyond 4 weeks of use. (2)

DOSAGE FORMS AND STRENGTHS

Cream: 0.1% (1 mg/g), supplied in tubes of 15 g, 45 g and 60 g. (3)

CONTRAINDICATIONS

None. (4)

WARNINGS AND PRECAUTIONS

- Reversible hypothalamic-pituitary-adrenal (HPA) axis suppression may occur, with the potential for glucocorticosteroid insufficiency. Consider periodic evaluations for HPA axis suppression if hydrocortisone butyrate is applied to large surface areas or used under occlusion. If HPA axis suppression is noted, reduce the application frequency, discontinue use, or switch to a lower potency corticosteroid. (5.1, 8.4)
- Systemic effects of topical corticosteroids may also include manifestations of Cushing's syndrome, hyperglycemia, and glucosuria. (5.1, 8.4)
- Pediatric patients may be more susceptible to systemic toxicity due to their larger skin surface-to-body-mass ratios. (5.1, 8.4)
- Initiate appropriate therapy if concomitant skin infections develop. (5.2)
- Discontinue use if irritation develops. (5.3)

ADVERSE REACTIONS

The most common adverse reactions (≥1%) are HPA axis suppression and application site reactions. (6)

To report SUSPECTED ADVERSE REACTIONS, contact Glenmark Generics Inc., USA at 1 (888) 721-7115 or FDA at 1-800-FDA-1088 or www.fda.gov/medwatch.

USE IN SPECIFIC POPULATIONS

Based on animal data, may cause fetal harm. (8.1)

See 17 for PATIENT COUNSELING INFORMATION.

Revised: 07/2013

FULL PRESCRIBING INFORMATION: CONTENTS*

- 1 INDICATIONS AND USAGE
- 2 DOSAGE AND ADMINISTRATION
 - 2.1 Corticosteroid-Responsive Dermatoses in Adults
 - 2.2 Atopic Dermatitis in Patients From 3 Month to 18 Years
- 3 DOSAGE FORMS AND STRENGTHS
- 4 CONTRAINDICATIONS
- 5 WARNINGS AND PRECAUTIONS
 - 5.1 Hypothalamic-Pituitary-Adrenal (HPA) Axis Suppression
 - 5.2 Concomitant Skin Infections
 - 5.3 Skin Irritation
- 6 ADVERSE REACTIONS
 - 6.1 Clinical Trials Experience: Adults
 - 6.2 Clinical Trials Experience: Pediatrics
 - 6.3 Postmarketing Experience
- 7 DRUG INTERACTIONS

8 USE IN SPECIFIC POPULATIONS

- 8.1 Pregnancy
- 8.3 Nursing Mothers
- 8.4 Pediatric Use
- 8.5 Geriatric Use

11 DESCRIPTION

12 CLINICAL PHARMACOLOGY

- 12.1 Mechanism of Action
- 12.3 Pharmacokinetics

13 NONCLINICAL TOXICOLOGY

- 13.1 Carcinogenesis, Mutagenesis, Impairment Of Fertility

14 CLINICAL STUDIES

- 14.2 Pediatric Atopic Dermatitis

16 HOW SUPPLIED/STORAGE AND HANDLING

17 PATIENT COUNSELING INFORMATION

*Sections or subsections omitted from the full prescribing information are not listed.

FULL PRESCRIBING INFORMATION

1 INDICATIONS AND USAGE

Hydrocortisone butyrate cream, 0.1% (lipophilic) is a topical corticosteroid indicated for:

- 1.1 Relief of the inflammatory and pruritic manifestations of corticosteroid-responsive dermatoses in adults.
- 1.2 The topical treatment of mild to moderate atopic dermatitis in pediatric patients 3 months to 18 years of age.

2 DOSAGE AND ADMINISTRATION

Hydrocortisone butyrate cream, 0.1% (lipophilic) is not for oral, ophthalmic, or intravaginal use. Therapy should be discontinued when control is achieved. If no improvement is seen within 2 weeks, reassessment of the diagnosis may be necessary. Before prescribing for more than 2 weeks, any additional benefits of extending treatment to 4 weeks should be weighed against the risk of HPA axis suppression and local adverse events. The safety and efficacy of hydrocortisone butyrate cream, 0.1% (lipophilic) has not been established beyond 4 weeks of use.

2.1 Corticosteroid-Responsive Dermatoses in Adults

Apply a thin film to the affected skin areas two or three times daily, depending on the severity of the condition. Rub in gently.

2.2 Atopic Dermatitis in Patients From 3 Month to 18 Years

Apply a thin film to the affected skin areas two times daily. Rub in gently.

Hydrocortisone butyrate cream, 0.1% (lipophilic) should not be used with occlusive dressings or applied in the diaper area unless directed by a physician.

3 DOSAGE FORMS AND STRENGTHS

Cream, 0.1% (1 mg/g), supplied in tubes of 15 g, 45 g and 60 g.

4 CONTRAINDICATIONS

None.

5 WARNINGS AND PRECAUTIONS

5.1 Hypothalamic-Pituitary-Adrenal (HPA) Axis Suppression

Systemic effects of topical corticosteroids may include reversible HPA axis suppression, manifestations of Cushing's syndrome, hyperglycemia, and glucosuria.

Studies conducted in pediatric subjects demonstrated reversible HPA axis suppression after use of hydrocortisone butyrate. Pediatric patients may be more susceptible than adults to systemic toxicity from equivalent doses of hydrocortisone butyrate due to their larger skin surface-to-body-mass ratios [see Use in Specific Populations (8.4)].

Patients applying a topical corticosteroid to a large surface area or to areas under occlusion should be considered for periodic evaluation of the HPA axis. This may be done by using cosyntropin (ACTH₁₋₂₄) stimulation testing (CST).

If HPA axis suppression is noted, the frequency of application should be reduced or the drug should be withdrawn, or a less potent corticosteroid should be substituted. Signs and symptoms of glucocorticosteroid insufficiency may occur, requiring supplemental systemic corticosteroids.

5.2 Concomitant Skin Infections

If skin infections are present or develop, an appropriate antifungal, antibacterial or antiviral agent should be used. If a favorable response does not occur promptly, use of hydrocortisone butyrate should be discontinued until the infection has been adequately controlled.

5.3 Skin Irritation

Hydrocortisone butyrate may cause local skin adverse reactions [see Adverse Reactions (6)].

If irritation develops, hydrocortisone butyrate should be discontinued and appropriate therapy instituted. Allergic contact dermatitis with corticosteroids is usually diagnosed by observing a failure to heal rather than noticing a clinical exacerbation. Such an observation should be corroborated with appropriate patch testing.

6 ADVERSE REACTIONS

The following adverse reactions are discussed in greater detail in other sections of the labeling:

- HPA axis suppression. This has been observed in pediatric subjects using hydrocortisone butyrate [see Warnings and Precautions (5.1) and Use in Specific Populations (8.4)]
- Concomitant skin infections [see Warnings and Precautions (5.2)]
- Skin irritation [see Warnings and Precautions (5.3)]

6.1 Clinical Trials Experience: Adults

The following additional local adverse reactions have been reported infrequently with topical corticosteroids but may occur more frequently with the use of occlusive dressings. These reactions are listed in an approximate decreasing order of occurrence: burning, itching, irritation, drying, folliculitis, hypertrichosis, acneiform eruptions, hypopigmentation, perioral dermatitis, allergic contact dermatitis, maceration of the skin, secondary infection, skin atrophy, striae and miliaria.

6.2 Clinical Trials Experience: Pediatrics

Because clinical trials are conducted under widely varying conditions, adverse reaction rates observed in the clinical trials of a drug cannot be directly compared to rates in the clinical trials of another drug and may not reflect the rates observed in clinical practice. The safety data derived from hydrocortisone butyrate clinical trials reflect exposure to hydrocortisone butyrate twice daily for up to four weeks in separate clinical trials involving pediatric subjects 3 months to 18 years of age with mild to moderate atopic dermatitis.

Adverse reactions shown in the tables below include those for which there is some basis to believe there is a causal relationship to hydrocortisone butyrate.

	Hydrocortisone butyrate (N=137)	Vehicle (N=133)
Application site reactions, including application site folliculitis, irritation, dermatitis, or erythema	1.5%	1.5%
Acne	0.8%	0.0%
Telangiectasia	0.0%	0.8%

GLENMARK GENERICS LTD.		DATE: 24.07.13	(b) (4)
PRODUCT NAME: Hydrocortisone Butyrate Cream (Insert_Fr)		PKG. DEV.:	Item code, Version, Consistency of Design, reservoir area, Pack size, Dimensions & Layout
ITEM CODE: XXXXXX	VERSION: XXXXXX	RA:	Regulatory Text
LOCATION: Goa	Barcode: XXXX	QA:	Errata Text
JAR SIZE:		REMARKS:	
PACK SIZE:			
ACTUAL SIZE: 190 x 320 mm			
48 x 40 mm			
SPECIFICATION: 40 gsm Bible Paper			

6.3 Postmarketing Experience

The following adverse reactions have been identified during post approval use of hydrocortisone butyrate. Because these reactions are reported voluntarily from a population of uncertain size, it is not always possible to reliably estimate their frequency or establish a causal relationship to drug exposure.

Skin: Erythema, rash and application site irritation.

7 DRUG INTERACTIONS

There are no known drug interactions with hydrocortisone butyrate.

8 USE IN SPECIFIC POPULATIONS

8.1 Pregnancy

Pregnancy Category C. There are no adequate and well-controlled studies in pregnant women. Therefore, hydrocortisone butyrate should be used during pregnancy only if the potential benefit justifies the potential risk to the fetus. Corticosteroids have been shown to be teratogenic in laboratory animals when administered systemically at relatively low dosage levels. Some corticosteroids have been shown to be teratogenic after dermal application in laboratory animals.

Note: The animal multiples of human exposure calculations in this label were based on body surface area comparisons for an adult (i.e., mg/m²/day dose comparisons) assuming 100% human percutaneous absorption of a maximum topical human dose (MTHD) for hydrocortisone butyrate cream (25 g).

Systemic embryofetal development studies were conducted in rats and rabbits. Subcutaneous doses of 0.6, 1.8 and 5.4 mg/kg/day hydrocortisone butyrate were administered to pregnant female rats during gestation days 6 – 17. In the presence of maternal toxicity, fetal effects noted at 5.4 mg/kg/day (2X MTHD) included an increased incidence of ossification variations and unossified sternebra. No treatment related effects on embryofetal toxicity or teratogenicity were noted at doses of 5.4 mg/kg/day and 1.8 mg/kg/day, respectively (2X MTHD and 0.7X MTHD, respectively).

Subcutaneous doses of 0.1, 0.2 and 0.3 mg/kg/day hydrocortisone butyrate were administered to pregnant female rabbits during gestation days 7 – 20. An increased incidence of abortion was noted at 0.3 mg/kg/day (0.2X MTHD). In the absence of maternal toxicity, a dose dependent decrease in fetal body weight was noted at doses ≥0.1 mg/kg/day (0.1X MTHD). Additional indicators of embryofetal toxicity (reduction in litter size, decreased number of viable fetuses, increased post-implantation loss) were noted at doses ≥0.2 mg/kg/day (0.2X MTHD). Additional fetal effects noted in this study included delayed ossification noted at doses ≥0.1 mg/kg/day and an increased incidence of fetal malformations (primarily skeletal malformations) noted at doses ≥0.2 mg/kg/day. A dose at which no treatment related effects on embryofetal toxicity or teratogenicity were observed was not established in this study.

Additional systemic embryofetal development studies were conducted in rats and mice. Subcutaneous doses of 0.1 and 9 mg/kg/day hydrocortisone butyrate were administered to pregnant female rats during gestation days 9 – 15. In the presence of maternal toxicity, an increase in fetal deaths and fetal resorptions and an increase in the number of ossifications in caudal vertebrae were noted at a dose of 9 mg/kg/day (3X MTHD). No treatment related effects on embryofetal toxicity or teratogenicity were noted at 0.1 mg/kg/day (0.1X MTHD).

Subcutaneous doses of 0.2 and 1 mg/kg/day hydrocortisone butyrate were administered to pregnant female mice during gestation days 7 – 13. In the absence of maternal toxicity, an increased number of cervical ribs and one fetus with clubbed legs were noted at a dose of 1 mg/kg/day (0.2X MTHD). No treatment related effects on embryofetal toxicity or teratogenicity were noted at doses of 1 and 0.2 mg/kg/day, respectively (0.2X MTHD and 0.1X MTHD, respectively).

No topical embryofetal development studies were conducted with hydrocortisone butyrate cream. However, topical embryofetal development studies were conducted in rats and rabbits with a hydrocortisone butyrate ointment formulation. Topical doses of 1% and 10% hydrocortisone butyrate ointment were administered to pregnant female rats during gestation days 6 – 15 or pregnant female rabbits during gestation days 6 – 18. A dose-dependent increase in fetal resorptions was noted in rabbits (0.2 – 2X MTHD) and fetal resorptions were noted in rats at the 10% hydrocortisone butyrate ointment dose (80X MTHD). No treatment related effects on embryofetal toxicity were noted at the 1% hydrocortisone butyrate ointment dose in rats (8 MTHD). A dose at which no treatment related effects on embryofetal toxicity were observed in rabbits after topical administration of hydrocortisone butyrate ointment was not established in this study. No treatment related effects on teratogenicity were noted at a dose of 10% hydrocortisone butyrate ointment in rats or rabbits (80X MTHD and 2X MTHD, respectively).

A peri- and post-natal development study was conducted in rats. Subcutaneous doses of 0.6, 1.8 and 5.4 mg/kg/day hydrocortisone butyrate were administered to pregnant female rats from gestation day 6 – lactation day 20. In the presence of maternal toxicity, a dose dependent decrease in fetal weight was noted at doses ≥1.8 mg/kg/day (0.7X MTHD). No treatment related effects on fetal toxicity were noted at 0.6 mg/kg/day (0.2X MTHD). A delay in sexual maturation was noted at 5.4 mg/kg/day (2X MTHD). No treatment related effects on sexual maturation were noted at 1.8 mg/kg/day. No treatment related effects on behavioral development or subsequent reproductive performance were noted at 5.4 mg/kg/day.

8.3 Nursing Mothers

Systemically administered corticosteroids appear in human milk and could suppress growth, interfere with endogenous corticosteroid production, or cause other untoward effects. It is not known whether topical administration of corticosteroids could result in sufficient systemic absorption to produce detectable quantities in human milk. Because many drugs are excreted in human milk, caution should be exercised when hydrocortisone butyrate is administered to a nursing woman.

8.4 Pediatric Use

Safety and efficacy in pediatric patients below 3 months of age have not been established.

Because of higher skin surface-to-body-mass ratios, pediatric patients are at a greater risk than adults of HPA axis suppression when they are treated with topical corticosteroids. They are therefore also at a greater risk of glucocorticosteroid insufficiency after withdrawal of treatment and of Cushing's syndrome while on treatment.

Eighty-six (86) pediatric subjects (between 5 months and 18 years of age) with moderate to severe atopic dermatitis affecting at least 25% of body surface area (BSA) treated with hydrocortisone butyrate three times daily for up to 4 weeks were assessed for HPA axis suppression in two separate studies. The disease severity (moderate to severe atopic dermatitis) and the dosing regimen (three times daily) in these HPA axis studies were different from the subject population (mild to moderate atopic dermatitis) and the dosing regimen (two times daily) for which hydrocortisone butyrate is indicated in this population. Five of the 82 evaluable subjects (6.1%) demonstrated evidence of suppression, where the criterion for defining HPA axis suppression was a serum cortisol level of less than or equal to 18 micrograms per deciliter after cosyntropin stimulation. Suppressed subjects ranged in age from 5 months to 16 years and, at the time of enrollment, had 25% to 95% BSA involvement. These subjects did not demonstrate any clinical signs or symptoms despite evidence of HPA axis suppression. At the first follow up visit, approximately one month after the conclusion of treatment, cosyntropin stimulation results of all subjects had returned to normal, with the exception of one subject. This last subject recovered adrenal function by 65 days post-treatment.

Cushing's syndrome, linear growth retardation, delayed weight gain, and intracranial hypertension have also been reported in pediatric patients receiving topical corticosteroids. Manifestations of adrenal suppression in pediatric patients include low plasma cortisol levels to an absence of response to ACTH stimulation. Manifestations of intracranial hypertension include bulging fontanelles, headaches, and bilateral papilledema.

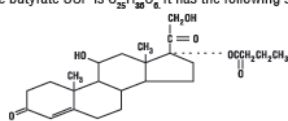
8.5 Geriatric Use

Clinical studies of hydrocortisone butyrate did not include sufficient numbers of subjects aged 65 and over to determine whether they respond differently from younger subjects.

11 DESCRIPTION

Hydrocortisone butyrate cream, 0.1% (lipophilic) contains hydrocortisone butyrate USP, a non-fluorinated hydrocortisone ester (Pregn-4-ene-3,20-dione, 11,21-dihydroxy-17-[(1-oxobutyl)oxy (11β)-] for topical dermatologic use.

Chemically, hydrocortisone butyrate USP is C₂₅H₃₆O₆. It has the following structural formula.



Hydrocortisone butyrate USP is a white to practically white powder with a molecular weight of 432.56. It is practically insoluble in water, slightly soluble in ether, soluble in methanol, in alcohol, and in acetone, and freely soluble in chloroform.

Each gram of hydrocortisone butyrate cream, 0.1% (lipophilic) contains 1 mg hydrocortisone butyrate USP in a hydrophilic base consisting of cetostearyl alcohol, arlacel 165 (glyceryl stearate and PEG 100 stearate), mineral oil, white petrolatum, sorbitan monostearate, anhydrous citric acid, sodium citrate anhydrous, propylparaben, butylparaben and purified water.

12 CLINICAL PHARMACOLOGY

12.1 Mechanism of Action

Topical corticosteroids share anti-inflammatory, antipruritic, and vasoconstrictive properties. The mechanism of the anti-inflammatory activity of the topical corticosteroids is unclear. However, corticosteroids are thought to act by the induction of phospholipase A2 inhibitory proteins, collectively called lipocortins. It is postulated that these proteins control the biosynthesis of potent mediators of inflammation such as prostaglandins and leukotrienes by inhibiting the release of their common precursor, arachidonic acid. Arachidonic acid is released from membrane phospholipids by phospholipase A2.

12.3 Pharmacokinetics

The extent of percutaneous absorption of topical corticosteroids is determined by many factors, including the vehicle, the integrity of the epidermal barrier, and the use of occlusive dressings.

Topical corticosteroids can be absorbed through normal intact skin. Inflammation and/or other disease processes in the skin, occlusive dressings, or widespread application may increase percutaneous absorption and increase the risk of HPA Axis suppression.

The vasoconstrictor assay showed that hydrocortisone butyrate cream, 0.1% (lipophilic) had a more pronounced skin blanching effect than hydrocortisone butyrate cream, 0.1%, suggesting greater percutaneous absorption from the former.

Once absorbed through the skin, topical corticosteroids are handled through pharmacokinetic pathways similar to systemically administered corticosteroids.

Corticosteroids are bound to plasma proteins in varying degrees.

Corticosteroids are metabolized primarily in the liver and are then excreted by the kidneys.

Some of the topical corticosteroids and their metabolites are also excreted into the bile.

13 NONCLINICAL TOXICOLOGY

13.1 Carcinogenesis, Mutagenesis, Impairment of Fertility

No studies were conducted to determine the photoco-carcinogenic or dermal carcinogenic potential of hydrocortisone butyrate.

Hydrocortisone butyrate revealed no evidence of mutagenic or clastogenic potential based on the results of two in vitro genotoxicity tests (Ames test and L5178Y/TK*mouse lymphoma assay) and one in vivo genotoxicity test (mouse micronucleus assay).

No evidence of impairment of fertility or effect on mating performance was observed in a fertility and general reproductive performance study conducted in male and female rats at subcutaneous doses up to and including 1.8 mg/kg/day (0.7X MTHD). Mild effects on maternal animals, such as reduced food consumption and a subsequent reduction in body weight gain, were seen at doses ≥0.6 mg/kg/day (0.2X MTHD).

14 CLINICAL STUDIES

14.2 Pediatric Atopic Dermatitis

In a multicenter, randomized, vehicle-controlled trial of 264 pediatric subjects 3 months to 18 years of age with mild to moderate atopic dermatitis, hydrocortisone butyrate or vehicle was applied twice daily for up to four weeks. Treatment success was assessed at day 29 (after 28 days of treatment) and was defined as the proportion of patients who achieved both "clear" or "almost clear" and at least a two grade improvement from baseline on a 5-point Physician's Global Assessment (PGA) scale.

Study results are shown in Table 2.

Table 2. Efficacy Results at Day 29 in Pediatric Subjects		
	Hydrocortisone butyrate (n=131)	Vehicle (n=133)
Number (%) successes	82 (63%)	37 (28%)

16 HOW SUPPLIED/STORAGE AND HANDLING

Hydrocortisone Butyrate Cream, 0.1% (Lipophilic) is supplied in tubes containing:

- 15 g NDC 68462-464-17
- 45 g NDC 68462-464-47
- 60 g NDC 68462-464-65

Store at 25°C (77°F); excursions permitted to 15° to 30°C (59° to 86°F) [see USP Controlled Room Temperature].

Protect from freezing. Keep out of the reach of children.

17 PATIENT COUNSELING INFORMATION

Patients using hydrocortisone butyrate should receive the following information and instructions:

- Discontinue hydrocortisone butyrate when control is achieved.
- Apply a thin film to the affected skin areas two or three times daily for corticosteroid-reponsive dermatoses in adults. Consult with your physician to determine if treatment is needed beyond 2 weeks.
- Apply a thin film to the affected skin areas two times daily for atopic dermatitis in patients 3 months of age and older. Safety of hydrocortisone butyrate in pediatric patients has not been established beyond 4 weeks of use.
- Rub in gently.
- Avoid contact with the eyes.
- Do not bandage, otherwise cover, or wrap the affected skin area so as to be occlusive unless directed by your physician.
- Do not use hydrocortisone butyrate in the diaper area, as diapers or plastic pants may constitute occlusive dressings.
- Do not use hydrocortisone butyrate on the face, underarms, or groin areas unless directed by your physician.
- If no improvement is seen within 2 weeks, contact your physician.
- Do not use other corticosteroid-containing products while using hydrocortisone butyrate without first consulting your physician.

Manufactured by:
Glenmark Generics Ltd.
At Village: Kishanpura, Baddi Nalagarh Road
District: Solan, Himachal Pradesh - 174101
India

Manufactured for:


Glenmark Generics Inc., USA
Mahwah, NJ 07430

Questions? 1 (888)721-7115

www.glenmarkgenerics.com

July 2013

XXXXXXXXXX

GLENMARK GENERICS LTD.		DATE: 24.07.13	(b) (4)
PRODUCT NAME: Hydrocortisone Butyrate Cream (Insert_Bk)		PKG. DEV.:	Item code, Version, Consistency of Design, Overprint area, Pack size, Dimensions & Layout
ITEM CODE: XXXXXX	VERSION: XXXXXX	RA	Regulatory Text
LOCATION: Goa	Barcode: XXXX	QA:	Errata Text
JAR SIZE:		REMARKS:	
PACK SIZE:			
ACTUAL SIZE: 190 x 320 mm			
48 x 40 mm			
SPECIFICATION: 40 gsm Bible Paper			

SAME SIZE ARTWORK
SIZE 15 g
 (TUBE Size: 120 X 59 MM)

25 mm

glenmark
 NDC 68462-464-17

Hydrocortisone Butyrate Cream, 0.1% (Lipophilic)

For dermatological use only.

Rx only **15 g**

Each gram contains: 1 mg of hydrocortisone butyrate USP in a hydrophilic base consisting of cetylstearyl alcohol, arachis 155 (glyceryl stearate and PEG 100 shearite), mineral oil, white petrolatum, sorbitan monododecylate, anhydrous citric acid, sodium citrate anhydrous, propylparaben, butylparaben and purified water

DIRECTIONS: Apply a thin layer to the affected areas 2 to 3 times daily, for no longer than 2 weeks, or as directed by your physician. See package insert for complete prescribing information.

WARNING: For external use only. Avoid contact with eyes. If irritation develops, topical corticosteroids should be discontinued and appropriate therapy instituted. Keep out of reach of children. In case of accidental ingestion, seek professional assistance or contact a poison control center immediately.

Store at 25°C (77°F); excursions permitted to 15° to 30°C (59° to 86°F) [see USP Controlled Room Temperature]

LOT & EXP: See Crimp
 Manufactured by
 Glenmark Generics Ltd.
 At Village Kishanpura, Baddi, Nalagarh Road
 Dist: Solan, Himachal Pradesh - 174101, India
 Mfg Lic. No. L/D8/SO4MNB

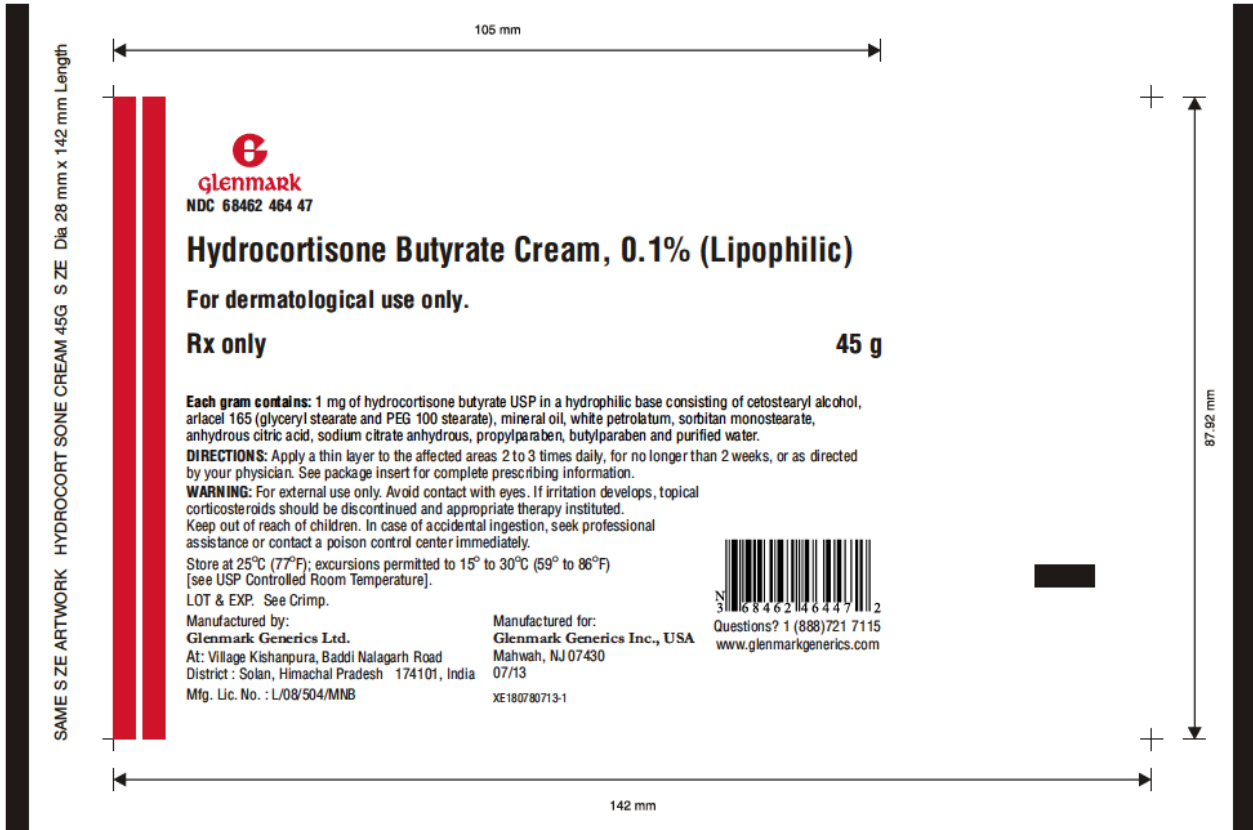
Manufactured for
 Glenmark Generics Inc., USA
 Mahwah, NJ 07430
 07/13
 XE180760713 1

N
 3 10 8 4 6 2 4 6 4 1 7 1 5
 Questions? 1 (888)721 7115
 www.glenmarkgenerics.com


Minimum Font Size: 4pt.




GLENMARK GENERICS LTD.		(b) (4)	
PRODUCT NAME: Hydrocortisone cream	DATE:		
ITEM CODE: XE18076 VERSION: 0713 1	PKG. DEV.:	Item code, Version, Consistency of Design, overprint area, Pack size, Dimensions & Layout	
LOCATION: BADDI	RA:	Regulatory Text	
PHARMACODE:	QA:	Entire Text	
PACK SIZE: 15 G TUBE	REMARKS:		
ACTUAL SIZE: 120 mm x 59 mm			
SPECIFICATION: (b) (4) Tube			



Minimum Font Size: 5.6pt.

 GLENMARK GENERICS LTD.	DATE:		(b) (4)
	PRODUCT NAME: Hydrocortisone cream ITEM CODE: XE18078 VERSION: 0713-1 LOCATION: BADDI PHARMACODE: PACK SIZE: 45 G TUBE ACTUAL SIZE: DIA 28 mm x 142 mm LENGTH SPECIFICATION: (b) (4) Tube	PKG. DEV.: RA QA:	Item code, Version, Consistency of Design, overprint area, Pack size, Dimensions & Layout Regulatory Text Entire Text

SAME SIZE ARTWORK
SIZE 60 g
 (TUBE Size: 162 X 94 MM)



glenmark
 NDC 68462-464-65

Hydrocortisone Butyrate Cream, 0.1% (Lipophilic)

For dermatological use only.

Rx only

60 g

Each gram contains: 1 mg of hydrocortisone butyrate USP in a hydrophilic base consisting of cetostearyl alcohol, arlacial 165 (glyceryl stearate and PEG 100 stearate), mineral oil, white petrolatum, sorbitan monostearate, anhydrous citric acid, sodium citrate anhydrous, propylparaben, butylparaben and purified water.

DIRECTIONS: Apply a thin layer to the affected areas 2 to 3 times daily, for no longer than 2 weeks, or as directed by your physician. See package insert for complete prescribing information.


WARNING: For external use only. Avoid contact with eyes. If irritation develops, topical corticosteroids should be discontinued and appropriate therapy instituted. Keep out of reach of children. In case of accidental ingestion, seek professional assistance or contact a poison control center immediately.

Store at 25°C (77°F); excursions permitted to 15° to 30°C (59° to 86°F)
 [see USP Controlled Room Temperature].

LOT & EXP. See Crimp.

Manufactured by:
Glenmark Generics Ltd.
 At: Village Kishanpura, Baddi Nalagarh Road
 District : Solan, Himachal Pradesh 174101, India
 Mfg. Lic. No. : L/08/504/MNB

Manufactured for:
Glenmark Generics Inc., USA
 Mahwah, NJ 07430
 07/13
 XE180810713 1



N
3 1 6 8 4 6 2 1 4 6 4 6 5 1 6
 Questions? 1 (888)721 7115
www.glenmarkgenerics.com

Minimum Font Size: 6.5pt.



GLENMARK GENERICS LTD.		(b) (4)	
PRODUCT NAME: Hydrocortisone cream	DATE:		
ITEM CODE: XE18081 VERSION: 0713 1	PKG. DEV.:	Item code, Version, Consistency of Design, overprint area, Pack size, Dimensions & Layout	
LOCATION: BADDI	RA	Regulatory Text	
PHARMACODE:	QA:	Entire Text	
PACK SIZE: 60 G TUBE	REMARKS:		
ACTUAL SIZE: 162 mm x 94 mm			
SPECIFICATION: (b) (4) Tube			