

HIGHLIGHTS OF PRESCRIBING INFORMATION

These highlights do not include all the information needed to use TRESIBA safely and effectively. See full prescribing information for TRESIBA.

TRESIBA® (insulin degludec) injection, for subcutaneous use
Initial U.S. Approval: 2015

INDICATIONS AND USAGE

TRESIBA is a long-acting human insulin analog indicated to improve glycemic control in patients 1 year of age and older with diabetes mellitus (1).

Limitations of Use:

- Not recommended for the treatment of diabetic ketoacidosis.

DOSAGE AND ADMINISTRATION

- See Full Prescribing Information for important administration instructions (2.1).
- Inject TRESIBA subcutaneously into the thigh, upper arm, or abdomen (2.1).
- Rotate injection sites to reduce risk of lipodystrophy and localized cutaneous amyloidosis (2.1).
- For pediatric patients requiring less than 5 units of TRESIBA each day, use a TRESIBA U-100 vial (2.1).
- In adults, inject subcutaneously once daily at any time of day (2.2).
- In pediatric patients inject subcutaneously once daily at the same time every day (2.2).
- Individualize dose based on type of diabetes, metabolic needs, blood glucose monitoring results and glycemic control goal (2.2).
- The recommended days between dose increases are 3 to 4 days (2.2).
- See Full Prescribing Information for recommended starting dose in insulin naïve patients and patients already on insulin therapy (2.3, 2.4).

DOSAGE FORMS AND STRENGTHS

Injection: Available as:

- 100 units/mL (U-100): 3 mL single-patient-use FlexTouch® prefilled pen (3).
- 100 units/mL (U-100): 10 mL multiple-dose vial (3).
- 200 units/mL (U-200): 3 mL single-patient-use FlexTouch® prefilled pen (3).

CONTRAINDICATIONS

- During episodes of hypoglycemia (4).
- Hypersensitivity to insulin degludec or any of the excipients in TRESIBA (4).

FULL PRESCRIBING INFORMATION: CONTENTS*

1 INDICATIONS AND USAGE

2 DOSAGE AND ADMINISTRATION

- 2.1 Important Administration Instructions
- 2.2 General Dosing Instructions
- 2.3 Starting Dose in Insulin Naïve Patients
- 2.4 Switching to TRESIBA from Other Insulin Therapies

3 DOSAGE FORMS AND STRENGTHS

4 CONTRAINDICATIONS

5 WARNINGS AND PRECAUTIONS

- 5.1 Never Share a TRESIBA FlexTouch Pen, Needle, or Insulin Syringe Between Patients
- 5.2 Hyperglycemia or Hypoglycemia with Changes in Insulin Regimen
- 5.3 Hypoglycemia
- 5.4 Hypoglycemia Due to Medication Errors
- 5.5 Hypersensitivity Reactions
- 5.6 Hypokalemia
- 5.7 Fluid Retention and Congestive Heart Failure with Concomitant Use of a PPAR Gamma Agonist

6 ADVERSE REACTIONS

- 6.1 Clinical Trial Experience
- 6.2 Immunogenicity
- 6.3 Postmarketing Experience

7 DRUG INTERACTIONS

8 USE IN SPECIFIC POPULATIONS

- 8.1 Pregnancy
- 8.2 Lactation
- 8.4 Pediatric Use

WARNINGS AND PRECAUTIONS

- Never share a TRESIBA FlexTouch pen, insulin syringe, or needle between patients, even if the needle is changed (5.1).
- Hyperglycemia or hypoglycemia with changes in insulin regimen: Make changes to a patient's insulin regimen (e.g., insulin strength, manufacturer, type, injection site or method of administration) under close medical supervision with increased frequency of blood glucose monitoring (5.2).
- Hypoglycemia: May be life-threatening. Increase monitoring with changes to: insulin dosage, concomitant drugs, meal pattern, physical activity; and in patients with renal impairment or hepatic impairment or hypoglycemia unawareness (5.3, 5.4, 6.1).
- Hypoglycemia due to medication errors: Accidental mix-ups between insulin products can occur. Instruct patients to check insulin labels before injection. DO NOT transfer TRESIBA from the TRESIBA pen into a syringe for administration as overdosage and severe hypoglycemia can result (5.4).
- Hypersensitivity reactions: Severe, life-threatening, generalized allergy, including anaphylaxis, can occur. Discontinue TRESIBA, monitor and treat if indicated (5.5).
- Hypokalemia: May be life-threatening. Monitor potassium levels in patients at risk for hypokalemia and treat if indicated (5.6).
- Fluid retention and heart failure with concomitant use of Thiazolidinediones (TZDs): Observe for signs and symptoms of heart failure; consider dosage reduction or discontinuation if heart failure occurs (5.7).

ADVERSE REACTIONS

Adverse reactions commonly associated with TRESIBA are:

- hypoglycemia, allergic reactions, injection site reactions, lipodystrophy, pruritus, rash, edema and weight gain (6.1).

To report SUSPECTED ADVERSE REACTIONS, contact Novo Nordisk at 1-800-727-6500 or FDA at 1-800-FDA-1088 or www.fda.gov/medwatch.

DRUG INTERACTIONS

- Drugs that Affect Glucose Metabolism: Adjustment of insulin dosage may be needed. (7)
- Antiadrenergic Drugs (e.g., beta-blockers, clonidine, guanethidine, and reserpine): Signs and symptoms of hypoglycemia may be reduced or absent. (5.3, 7)

See 17 for PATIENT COUNSELING INFORMATION and FDA-approved patient labeling.

Revised: 07/2022

- 8.5 Geriatric Use
- 8.6 Renal Impairment
- 8.7 Hepatic Impairment

10 OVERDOSAGE

11 DESCRIPTION

12 CLINICAL PHARMACOLOGY

- 12.1 Mechanism of Action
- 12.2 Pharmacodynamics
- 12.3 Pharmacokinetics

13 NONCLINICAL TOXICOLOGY

- 13.1 Carcinogenesis, Mutagenesis, Impairment of Fertility

14 CLINICAL STUDIES

- 14.1 Type 1 Diabetes – Adult
- 14.2 Type 1 Diabetes – Pediatric Patients 1 Year of Age and Older
- 14.3 Type 2 Diabetes – Adult
- 14.4 Safety Outcomes Trial

16 HOW SUPPLIED/STORAGE AND HANDLING

- 16.1 How Supplied
- 16.2 Recommended Storage

17 PATIENT COUNSELING INFORMATION

*Sections or subsections omitted from the full prescribing information are not listed.

FULL PRESCRIBING INFORMATION

1 INDICATIONS AND USAGE

TRESIBA is indicated to improve glycemic control in patients 1 year of age and older with diabetes mellitus.

Limitations of Use

- Not recommended for the treatment of diabetic ketoacidosis.

2 DOSAGE AND ADMINISTRATION

2.1 Important Administration Instructions

- Always check insulin labels before administration [see *Warnings and Precautions (5.4)*].
- Inspect visually for particulate matter and discoloration. Only use TRESIBA if the solution appears clear and colorless.
- Inject TRESIBA subcutaneously into the thigh, upper arm, or abdomen.
- Rotate injection sites within the same region from one injection to the next to reduce the risk of lipodystrophy and localized cutaneous amyloidosis. Do not inject into areas of lipodystrophy or localized cutaneous amyloidosis [see *Warnings and Precautions (5.2)*, *Adverse Reactions (6.1, 6.3)*].
- During changes to a patient's insulin regimen, increase the frequency of blood glucose monitoring [see *Warnings and Precautions (5.2)*].
- For pediatric patients requiring less than 5 units of TRESIBA each day, use the TRESIBA U-100 vial.
- DO NOT administer TRESIBA intravenously or in an insulin infusion pump.
- DO NOT dilute or mix TRESIBA with any other insulin or solution.
- DO NOT transfer TRESIBA from the TRESIBA FlexTouch pen into a syringe for administration [see *Warnings and Precautions (5.4)*].
- Use TRESIBA FlexTouch pens with caution in patients with visual impairment that may rely on audible clicks to dial their dose.

2.2 General Dosing Instructions

- TRESIBA is available in 2 concentrations (U-100 and U-200):
 - TRESIBA U-100 is available, as a single-patient use FlexTouch pen and multiple-dose vial.
 - The FlexTouch pen delivers doses in 1 unit increments and can deliver up to 80 units in a single injection.
 - TRESIBA U-200 is available as a single-patient-use FlexTouch pen.
 - The FlexTouch pen delivers doses in 2 unit increments and can deliver up to 160 units in a single injection.
- DO NOT perform dose conversion when using the TRESIBA U-100 or U-200 FlexTouch pens. The dose window shows the number of insulin units to be delivered and no conversion is needed.
- In adults, inject TRESIBA subcutaneously once-daily at any time of day.
- In pediatric patients inject TRESIBA subcutaneously once-daily at the same time every day.
- Individualize and titrate the dose of TRESIBA based on the patient's metabolic needs, blood glucose monitoring results, and glycemic control goal.
- The recommended days between dose increases are 3 to 4 days.
- Dose adjustments may be needed with changes in physical activity, changes in meal patterns (i.e., macronutrient content or timing of food intake), changes in renal or hepatic function or during acute illness to minimize the risk of hypoglycemia or hyperglycemia [see *Warnings and Precautions (5.3)*].
- For adult patients, instruct patients who miss a dose of TRESIBA to inject their daily dose during waking hours upon discovering the missed dose. Instruct patients to ensure that at least 8 hours have elapsed between consecutive TRESIBA injections.
- For pediatric patients, instruct patients who miss a dose of TRESIBA to contact their healthcare provider for guidance and to monitor blood glucose levels more frequently until the next scheduled TRESIBA dose.

- In patients with type 1 diabetes, TRESIBA must be used concomitantly with short-acting insulin.

2.3 Starting Dose in Insulin Naïve Patients

Recommended Starting Dosage in Patients with Type 1 Diabetes Mellitus:

The recommended starting dose of TRESIBA in insulin naïve patients with type 1 diabetes is approximately one-third to one-half of the total daily insulin dose. The remainder of the total daily insulin dose should be administered as a short-acting insulin and divided between each daily meal. As a general rule, 0.2 to 0.4 units of insulin per kilogram of body weight can be used to calculate the initial total daily insulin dose in insulin naïve patients with type 1 diabetes.

Recommended Starting Dosage in Patients with Type 2 Diabetes Mellitus:

The recommended starting dose of TRESIBA in insulin naïve patients with type 2 diabetes mellitus is 10 units once daily.

2.4 Switching to TRESIBA from Other Insulin Therapies

Dosage adjustments are recommended to lower the risk of hypoglycemia when switching patients to Insulin Degludec from another insulin therapy [see *Warnings and Precautions (5.3)*].

Adults with Type 1 or Type 2 Diabetes Mellitus:

Start TRESIBA at the same unit dose as the total daily long or intermediate-acting insulin unit dose.

Pediatric Patients 1 Year of Age and Older with Type 1 or Type 2 Diabetes Mellitus:

Start TRESIBA at 80% of the total daily long or intermediate-acting insulin unit dose to minimize the risk of hypoglycemia [see *Warnings and Precautions (5.2)*].

3 DOSAGE FORMS AND STRENGTHS

Injection: Available as a clear and colorless solution:

- 100 units/mL (U-100): 3 mL single-patient-use FlexTouch prefilled pen
- 100 units/mL (U-100): 10 mL multiple-dose vial
- 200 units/mL (U-200): 3 mL single-patient-use FlexTouch prefilled pen

4 CONTRAINDICATIONS

TRESIBA is contraindicated:

- During episodes of hypoglycemia [see *Warnings and Precautions (5.3)*].
- In patients with hypersensitivity to insulin degludec or any of the excipients in TRESIBA [see *Warnings and Precautions (5.5)*].

5 WARNINGS AND PRECAUTIONS

5.1 Never Share a TRESIBA FlexTouch Pen, Needle, or Insulin Syringe Between Patients

TRESIBA FlexTouch disposable prefilled pens should never be shared between patients, even if the needle is changed. Patients using TRESIBA vials should never share needles or syringes with another person. Sharing poses a risk for transmission of blood-borne pathogens.

5.2 Hyperglycemia or Hypoglycemia with Changes in Insulin Regimen

Changes in an insulin regimen (e.g., insulin strength, manufacturer, type, injection site or method of administration) may affect glycemic control and predispose to hypoglycemia [see *Warnings and Precautions (5.3)*] or hyperglycemia. Repeated insulin injections into areas of lipodystrophy or localized cutaneous amyloidosis have been reported to result in hyperglycemia; and a sudden change in the injection site (to an unaffected area) has been reported to result in hypoglycemia [see *Adverse Reactions (6.1, 6.3)*].

Make any changes to a patient's insulin regimen under close medical supervision with increased frequency of blood glucose monitoring. Advise patients who have repeatedly injected into areas of lipodystrophy or localized cutaneous amyloidosis to change the injection site to unaffected areas and closely monitor for hypoglycemia. For patients with type 2 diabetes, adjustments in concomitant anti-diabetic treatment may be needed [*see Dosage and Administration (2.4)*].

5.3 Hypoglycemia

Hypoglycemia is the most common adverse reaction of insulin, including TRESIBA [*see Adverse Reactions (6.1)*]. Severe hypoglycemia can cause seizures, may be life-threatening or cause death. Hypoglycemia can impair concentration ability and reaction time; this may place the patient and others at risk in situations where these abilities are important (e.g., driving or operating other machinery). TRESIBA, or any insulin, should not be used during episodes of hypoglycemia [*see Contraindications (4)*].

Hypoglycemia can happen suddenly and symptoms may differ in each patient and change over time in the same patient. Symptomatic awareness of hypoglycemia may be less pronounced in patients with longstanding diabetes, in patients with diabetic neuropathy, using drugs that block the sympathetic nervous system (e.g., beta-blockers) [*see Drug Interactions (7)*], or who experience recurrent hypoglycemia.

The long-acting effect of TRESIBA may delay recovery from hypoglycemia compared to shorter-acting insulins.

Risk Factors for Hypoglycemia

The risk of hypoglycemia generally increases with intensity of glycemic control. The risk of hypoglycemia after an injection is related to the duration of action of the insulin [*see Clinical Pharmacology (12.2)*] and, in general, is highest when the glucose lowering effect of the insulin is maximal. As with all insulins the glucose lowering effect time course of TRESIBA may vary among different patients or at different times in the same patients and depends on many conditions, including the area of injection as well as the injection site blood supply and temperature.

Other factors which may increase the risk of hypoglycemia include changes in meal pattern (e.g., macronutrient content or timing of meals), changes in level of physical activity, or changes to concomitant drugs [*see Drug Interactions (7)*]. Patients with renal or hepatic impairment may be at higher risk of hypoglycemia [*see Use in Specific Populations (8.6, 8.7)*].

Risk Mitigation Strategies for Hypoglycemia

Patients and caregivers must be educated to recognize and manage hypoglycemia. Self-monitoring of blood glucose plays an essential role in the prevention and management of hypoglycemia. In patients at higher risk for hypoglycemia and patients who have reduced symptomatic awareness of hypoglycemia, increased frequency of blood glucose monitoring is recommended.

5.4 Hypoglycemia Due to Medication Errors

Accidental mix-ups between insulin products, have been reported. To avoid medication errors between TRESIBA and other insulins, instruct patients to always check the insulin label before each injection.

To avoid dosing errors and potential overdose, never use a syringe to remove TRESIBA from the TRESIBA FlexTouch disposable insulin prefilled pen [*see Dosage and Administration (2.1) and Warnings and Precautions (5.3)*].

5.5 Hypersensitivity Reactions

Severe, life-threatening, generalized allergy, including anaphylaxis, can occur with insulins, including TRESIBA [*see Adverse Reactions (6.1)*]. If hypersensitivity reactions occur, discontinue TRESIBA; treat per standard of care and monitor until symptoms and signs resolve. TRESIBA is contraindicated in patients who have had hypersensitivity reactions to insulin degludec or any of the excipients .

5.6 Hypokalemia

All insulins, including TRESIBA, cause a shift in potassium from the extracellular to intracellular space, possibly leading to hypokalemia. Untreated hypokalemia may cause respiratory paralysis, ventricular arrhythmia, and death. Monitor potassium levels in patients at risk for hypokalemia if indicated (e.g., patients using potassium-lowering medications, patients taking medications sensitive to serum potassium concentrations).

5.7 Fluid Retention and Congestive Heart Failure with Concomitant Use of a PPAR Gamma Agonist

Thiazolidinediones (TZDs), which are peroxisome proliferator-activated receptor (PPAR)-gamma agonists can cause dose related fluid retention, when used in combination with insulin. Fluid retention may lead to or exacerbate congestive heart failure. Patients treated with insulin, including TRESIBA and a PPAR-gamma agonist should be observed for signs and symptoms of congestive heart failure. If congestive heart failure develops, it should be managed according to current standards of care and discontinuation or dose reduction of the PPAR-gamma agonist must be considered.

6 ADVERSE REACTIONS

The following adverse reactions are also discussed elsewhere:

- Hypoglycemia [*see Warnings and Precautions (5.3)*]
- Hypoglycemia due to Medication errors [*see Warnings and Precautions (5.4)*]
- Hypersensitivity reactions [*see Warnings and Precautions (5.5)*]
- Hypokalemia [*see Warnings and Precautions (5.6)*]

6.1 Clinical Trial Experience

Because clinical trials are conducted under widely varying conditions, adverse reaction rates observed in the clinical trials of a drug cannot be directly compared to rates in the clinical trials of another drug and may not reflect the rates observed in practice.

The safety of TRESIBA in subjects with type 1 diabetes or type 2 diabetes was evaluated in nine trials of 6-12 month duration in adults and in one trial of 12-month duration in pediatric patients 1 year of age and older with type 1 diabetes. The cardiovascular safety of TRESIBA was evaluated in one double-blinded, event-driven trial of 2-year median duration in patients with type 2 diabetes at high risk of cardiovascular events [*see Clinical Studies (14)*].

The data in Table 1 reflect the exposure of 1102 adults with type 1 diabetes to TRESIBA with a mean exposure duration to TRESIBA of 34 weeks in three open-label trials; *Study A, B and C* [*see Clinical Studies (14.1)*]. The mean age was 43 years and 1% were older than 75 years. Fifty-seven percent were male, 81% were White, 2% were Black or African American and 4% were Hispanic. The mean body mass index (BMI) was 26 kg/m². The mean duration of diabetes was 18 years and the mean HbA_{1c} at baseline was 7.8%. A history of neuropathy, ophthalmopathy, nephropathy and cardiovascular disease at baseline was reported in 11%, 16%, 7% and 0.5% respectively. The mean eGFR at baseline was 87 mL/min/1.73 m² and 7% of the patients had an eGFR less than 60 mL/min/1.73 m².

The data in Table 2 reflect the exposure of 2713 adults with type 2 diabetes to TRESIBA with a mean exposure duration to TRESIBA of 36 weeks in six open-label trials; *Study D, E, F, G, H and I* [*see Clinical Studies (14.3)*]. The mean age was 58 years and 3% were older than 75 years. Fifty-eight percent were male, 71% were White, 7% were Black or African American and 13% were Hispanic. The mean BMI was 30 kg/m². The mean duration of diabetes was 11 years and the mean HbA_{1c} at baseline was 8.3%. A history of neuropathy, ophthalmopathy, nephropathy and cardiovascular disease at baseline was reported for 14%, 10%, 6% and 0.6% of participants respectively. At baseline, the mean eGFR was 83 mL/min/1.73 m² and 9% had an eGFR less than 60 mL/min/1.73 m².

Common adverse reactions (excluding hypoglycemia) occurring in TRESIBA treated subjects during clinical trials in adult patients with type 1 diabetes mellitus and adults with type 2 diabetes mellitus are listed in Table 1 and Table 2, respectively. Common adverse reactions were defined as reactions occurring in $\geq 5\%$ of the population studied. Hypoglycemia is not shown in these tables but discussed in a dedicated subsection below.

174 pediatric patients 1 year of age and older with type 1 diabetes were exposed to TRESIBA with a mean exposure to TRESIBA of 48 weeks. The mean age was 10 years: 25% were ages 1-5 years, 40% were ages 6-11 years, and 35% were ages 12-17 years. 55% were male, 78% were White, 3% were Black or African American and 4% were Hispanic. The mean body mass index (BMI) was 18.7 kg/m². The mean duration of diabetes was 3.9 years and the mean HbA_{1c} at baseline was 8.2%. Common adverse reactions in TRESIBA treated pediatric patients with type 1 diabetes mellitus were similar to the adverse reactions listed in Table 1.

Table 1: Adverse Reactions Occurring in $\geq 5\%$ of TRESIBA-Treated Adult Patients with Type 1 Diabetes Mellitus

Adverse Reaction	TRESIBA (N=1,102)
Nasopharyngitis	23.9 %
Upper respiratory tract infection	11.9 %
Headache	11.8 %
Sinusitis	5.1 %
Gastroenteritis	5.1 %

Table 2: Adverse Reactions Occurring in $\geq 5\%$ of TRESIBA-Treated Adult Patients with Type 2 Diabetes Mellitus

Adverse Reaction	TRESIBA (N=2,713)
Nasopharyngitis	12.9 %
Headache	8.8 %
Upper respiratory tract infection	8.4 %
Diarrhea	6.3 %

Hypoglycemia

Hypoglycemia was the most commonly observed adverse reaction in patients treated with TRESIBA. The rates of reported hypoglycemia depend on the definition of hypoglycemia used, diabetes type, insulin dose, intensity of glucose control, background therapies, and other intrinsic and extrinsic patient factors. For these reasons, comparing rates of hypoglycemia in clinical trials for TRESIBA with the incidence of hypoglycemia for other products may be misleading and also, may not be representative of hypoglycemia rates that will occur in clinical practice.

In the open-label adult clinical trials of patients with type 1 and type 2 diabetes, and in the open-label pediatric clinical trial of patients with type 1 diabetes, percentages of adult and pediatric patients with type 1 diabetes randomized to TRESIBA who experienced at least one episode of hypoglycemia in clinical trials [see *Clinical Studies (14)*] and adults with type 2 diabetes are shown in Tables 3 and 4, respectively.

Severe hypoglycemia in the open-label trials with adult patients was defined as an episode requiring assistance of another person to actively administer carbohydrate, glucagon, or other resuscitative actions. Severe hypoglycemia in the pediatric trial was defined as an altered mental status where the child could not

assist in his own care, was semiconscious or unconscious, or in a coma ± convulsions and may require parenteral therapy (glucagon or intravenous glucose). A hypoglycemia episode was defined as a severe hypoglycemia episode or an episode where a laboratory or a self-measured glucose calibrated to plasma was less than 56 mg/dL or where a whole blood glucose was less than 50 mg/dL (i.e., with or without the presence of hypoglycemic symptoms).

Table 3: Percent (%) of Type 1 Diabetes Patients Experiencing at Least One Episode of Severe Hypoglycemia or Hypoglycemia[§] on TRESIBA in Open-Label Adult and Pediatric Clinical Trials

	Study A Adults + insulin aspart 52 weeks	Study B Adults + insulin aspart 26 weeks	Study C Adults + insulin aspart 26 weeks		Study J Pediatrics + insulin aspart 52 weeks
	TRESIBA	TRESIBA	TRESIBA at the same time each day	TRESIBA at alternating times	TRESIBA
	(N=472)	(N=301)	(N=165)	(N=164)	(N=174)
Severe hypoglycemia[*]					
Percent of patients	12.3%	10.6%	12.7%	10.4%	17.8%
Hypoglycemia[§]					
Percent of patients	95.6%	93.0%	99.4%	93.9%	98.3%

^{*}Severe hypoglycemia in pediatric patients: an episode with altered mental status, where the child could not assist in his own care, was semiconscious or unconscious, or in a coma ± convulsions and may require parenteral therapy (glucagon or intravenous glucose).

[§]Hypoglycemia: a severe hypoglycemia episode or an episode where a laboratory or a self-measured glucose calibrated to plasma was less than 56 mg/dL or where a whole blood glucose was less than 50 mg/dL (i.e., with or without the presence of hypoglycemic symptoms).

Table 4: Percent (%) of Patients with Type 2 Diabetes Experiencing at Least One Episode of Severe Hypoglycemia or Hypoglycemia[§] on TRESIBA in Open-Label Adult Clinical Trials

	Study D + 1-2 OADs* insulin naïve 52 weeks	Study E + 1-2 OADs* insulin naïve 26 weeks	Study F ± 1-3 OADs* insulin naïve 26 weeks	Study G T2DM ± 0-3 OADs* 26 weeks		Study H T2DM ± 0-2 OADs* + insulin aspart 52 weeks	Study I T2DM ± 1-2 OADs* insulin naïve 26 weeks
	TRESIBA	TRESIBA	TRESIBA	TRESIBA	TRESIBA (alternating time)	TRESIBA	TRESIBA
	(N=766)	(N=228)	(N=284)	(N=226)	(N=230)	(N=753)	(N=226)
Severe Hypoglycemia							
Percent of patients	0.3%	0	0	0.9%	0.4%	4.5%	0.4%
Hypoglycemia[§]							
Percent of patients	46.5%	28.5%	50%	43.8%	50.9%	80.9%	42.5%

*OAD: oral antidiabetic agent, [§] Hypoglycemia: a severe hypoglycemia episode or an episode where a laboratory or a self-measured glucose calibrated to plasma was less than 56 mg/dL or where a whole blood glucose was less than 50 mg/dL (i.e., with or without the presence of hypoglycemic symptoms).

Hypersensitivity Reactions

Severe, life-threatening, generalized allergy, including anaphylaxis, generalized skin reactions, angioedema, bronchospasm, hypotension, and shock have occurred with insulin, including TRESIBA and may be life threatening. Hypersensitivity (manifested with swelling of tongue and lips, diarrhea, nausea, tiredness, and itching) and urticaria were reported in 0.9% of patients treated with TRESIBA.

Lipodystrophy

Long-term use of insulin, including TRESIBA, can cause lipodystrophy at the site of repeated insulin injections. Lipodystrophy includes lipohypertrophy (thickening of adipose tissue) and lipoatrophy (thinning of adipose tissue) and may affect insulin absorption [see *Dosage and Administration (2.1)*]. In the clinical program, lipodystrophy, lipohypertrophy, or lipoatrophy was reported in 0.3% of patients treated with TRESIBA.

Injection Site Reactions

Patients taking TRESIBA may experience injection site reactions, including injection site hematoma, pain, hemorrhage, erythema, nodules, swelling, discoloration, pruritus, warmth, and injection site mass. In the clinical program, injection site reactions occurred in 3.8% of patients treated with TRESIBA.

Weight Gain

Weight gain can occur with insulin therapy, including TRESIBA, and has been attributed to the anabolic effects of insulin. In the clinical program after 52 weeks of treatment, patients with type 1 diabetes treated with TRESIBA gained an average of 1.8 kg and patients with type 2 diabetes treated with TRESIBA gained an average of 3.0 kg.

Peripheral Edema

TRESIBA, may cause sodium retention and edema. In the clinical program, peripheral edema occurred in 0.9% of patients with type 1 diabetes mellitus and 3.0% of patients with type 2 diabetes mellitus treated with TRESIBA.

6.2 Immunogenicity

As with all therapeutic proteins, insulin administration may cause anti-insulin antibodies to form. The detection of antibody formation is highly dependent on the sensitivity and specificity of the assay and may be influenced by several factors such as: assay methodology, sample handling, timing of sample collection, concomitant medication, and underlying disease. For these reasons, comparison of the incidence of antibodies to TRESIBA with the incidence of antibodies in other studies or to other products may be misleading.

In a 52-week trial of adult insulin-experienced type 1 diabetes patients, 68.9% of patients who received TRESIBA were positive at baseline for anti-insulin degludec antibodies and 12.3% of the patients developed anti-insulin degludec antibodies at least once during the trial. In a 52-week trial of pediatric insulin-experienced type 1 diabetes patients, 84.1% of patients who received TRESIBA were positive at baseline for anti-insulin degludec antibodies and 5.8% of patients developed anti-insulin degludec antibodies at least once during the trial. In a 52-week trial of adult insulin-naïve type 2 diabetes patients, 1.7% of patients who received TRESIBA were positive at baseline for anti-insulin degludec antibodies and 6.2% of patients developed anti-insulin degludec antibodies at least once during the trial. In these trials, between 96.7% and 99.7% of patients who were positive for anti-insulin degludec antibodies were also positive for anti-human insulin antibodies.

6.3 Postmarketing Experience

The following additional adverse reactions have been identified during post-approval use of TRESIBA. Because these reactions are reported voluntarily from a population of uncertain size, it is not always possible to reliably estimate their frequency or establish a causal relationship to drug exposure.

Localized cutaneous amyloidosis at the injection site has occurred. Hyperglycemia has been reported with repeated insulin injections into areas of localized cutaneous amyloidosis; hypoglycemia has been reported with a sudden change to an unaffected injection site.

7 DRUG INTERACTIONS

Table 5 includes clinically significant drug interactions with TRESIBA.

Table 5: Clinically Significant Drug Interactions with TRESIBA

Drugs That May Increase the Risk of Hypoglycemia	
<i>Drugs:</i>	Antidiabetic agents, ACE inhibitors, angiotensin II receptor blocking agents, disopyramide, fibrates, fluoxetine, monoamine oxidase inhibitors, pentoxifylline, pramlintide, salicylates, somatostatin analogs (e.g., octreotide), and sulfonamide antibiotics, GLP-1 receptor agonists, DPP-4 inhibitors, SGLT-2 inhibitors.
<i>Intervention:</i>	Dosage reductions and increased frequency of glucose monitoring may be required when TRESIBA is co-administered with these drugs.
Drugs That May Decrease the Blood Glucose Lowering Effect of TRESIBA	
<i>Drugs:</i>	Atypical antipsychotics (e.g., olanzapine and clozapine), corticosteroids, danazol, diuretics, estrogens, glucagon, isoniazid, niacin, oral contraceptives, phenothiazines, progestogens (e.g., in oral contraceptives), protease inhibitors, somatropin, sympathomimetic agents (e.g., albuterol, epinephrine, terbutaline), and thyroid hormones.
<i>Intervention:</i>	Dosage increases and increased frequency of glucose monitoring may be required when TRESIBA is co-administered with these drugs.

Drugs That May Increase or Decrease the Blood Glucose Lowering Effect of TRESIBA	
<i>Drugs:</i>	Alcohol, beta-blockers, clonidine, and lithium salts. Pentamidine may cause hypoglycemia, which may sometimes be followed by hyperglycemia.
<i>Intervention:</i>	Dosage adjustment and increased frequency of glucose monitoring may be required when TRESIBA is co-administered with these drugs.
Drugs That May Blunt Signs and Symptoms of Hypoglycemia	
<i>Drugs:</i>	Beta-blockers, clonidine, guanethidine, and reserpine
<i>Intervention:</i>	Increased frequency of glucose monitoring may be required when TRESIBA is co-administered with these drugs.

8 USE IN SPECIFIC POPULATIONS

8.1 Pregnancy

Risk Summary

Available data from one unpublished trial and the published literature with TRESIBA use during pregnancy have not identified a drug-associated risk of major birth defects, miscarriage, or other adverse maternal or fetal outcomes. In a randomized, parallel-group, open-label actively controlled clinical trial that included 91 pregnant women with type 1 diabetes who were administered TRESIBA once daily and insulin aspart, beginning in gestational weeks 8 to 13 or prior to conception, no clear evidence of maternal or fetal risk associated with TRESIBA use was observed (*see Data*). There are risks to the mother and fetus associated with poorly controlled diabetes in pregnancy (*see Clinical Considerations*).

Rats and rabbits were exposed to insulin degludec in animal reproduction studies during organogenesis. Pre- and post-implantation losses and visceral/skeletal abnormalities were observed in rats at doses 5 times (rat) and at 10 times (rabbit) the human exposure at a dose of 0.75 U/kg/day. These effects were similar to those observed in rats administered human insulin (NPH) (*see Data*).

In the U.S. general population, the estimated background risk of major birth defects and miscarriage in clinically recognized pregnancies is 2 to 4% and 15 to 20%, respectively. The estimated background risk of major birth defects is 6 to 10% in women with pre-gestational diabetes with a peri-conceptual HbA_{1c} >7 and has been reported to be as high as 20 to 25% in women with a peri-conceptual HbA_{1c} >10. The estimated background risk of miscarriage for the indicated population is unknown.

Clinical Considerations

Disease-Associated Maternal and/or Embryo/fetal Risk

Hypoglycemia and hyperglycemia occur more frequently during pregnancy in patients with pre-gestational diabetes. Poorly controlled diabetes in pregnancy increases the maternal risk for diabetic ketoacidosis, pre-eclampsia, spontaneous abortions, preterm delivery, and delivery complications. Poorly controlled diabetes increases the fetal risk for major birth defects, still birth, and macrosomia related morbidity.

Data

Human Data

In an open-label clinical trial, 185 pregnant females with type 1 diabetes were treated with either TRESIBA (once daily) or insulin detemir (once or twice daily); both groups received insulin aspart 2 to 4 times daily with meals. There were no significant drug-associated differences in pregnancy outcomes or the health of the fetus and newborn between the two groups. In this study, the proportion of subjects with severe hypoglycemia and hypoglycemia was similar between the two treatment arms; for the definitions of severe hypoglycemia and hypoglycemia [*see Adverse Reactions (6.1)*]. Poor glucose control during pregnancy in both groups and small sample size were limitations of the study.

In about two thirds of infants, insulin degludec was detected in the infant cord blood at levels above the lower level of quantification of the assay.

Animal Data

Insulin degludec was investigated in studies covering fertility, embryo-fetal development and pre- and post-natal development in rats and during the period of embryo-fetal development in rabbits. Human insulin (NPH insulin) was included as comparator. In these studies, insulin degludec caused pre- and post-implantation losses and visceral/skeletal abnormalities when given subcutaneously at up to 21 U/kg/day in rats and 3.3 U/kg/day in rabbits, resulting in 5 times (rat) and 10 times (rabbit) the human exposure (AUC) at a human subcutaneous dose of 0.75 U/kg/day. Overall, the effects of insulin degludec were similar to those observed with human insulin, which were probably secondary to maternal hypoglycemia.

8.2 Lactation

Risk Summary

There are no data on the presence of insulin degludec in human milk, the effects on the breastfed infant, or the effects on milk production. Insulin degludec is present in rat milk (*see Data*). The developmental and health benefits of breastfeeding should be considered along with the mother's clinical need for TRESIBA and any potential adverse effects on the breastfed infant from TRESIBA or from the underlying maternal condition.

Data

In lactating rats, insulin degludec was present in milk at a concentration lower than that in plasma.

8.4 Pediatric Use

The safety and effectiveness of TRESIBA to improve glycemic control in pediatric patients 1 year of age and older with diabetes mellitus have been established. The use of TRESIBA for this indication is supported by evidence from an adequate and well-controlled trial and a pharmacokinetic study (trials included pediatric patients 1 year of age and older with type 1 diabetes mellitus) [*see Clinical Pharmacology (12.3) and Clinical Studies (14.2)*]. The use of TRESIBA in pediatric patients 1 year of age and older with type 2 diabetes mellitus is also supported by evidence from adequate and well-controlled trials in adults with type 2 diabetes mellitus [*see Clinical Studies (14.3)*].

In pediatric patients 1 year of age and older already on insulin therapy, start TRESIBA at a reduced dose to minimize the risk of hypoglycemia [*see Dosage and Administration (2.4)*].

The safety and effectiveness of TRESIBA have not been established in pediatric patients less than 1-year-old.

8.5 Geriatric Use

In controlled clinical trials [*see Clinical Studies (14)*] a total of 77 (7%) of the 1102 TRESIBA-treated patients with type 1 diabetes were 65 years or older and 9 (1%) were 75 years or older. A total of 670 (25%) of the 2713 TRESIBA-treated patients with type 2 diabetes were 65 years or older and 80 (3%) were 75 years or older. Differences in safety or effectiveness were not suggested in subgroup analyses comparing subjects older than 65 years to younger subjects.

In the safety outcomes trial (DEVOTE), a total of 1983 (52%) of the 3818 TRESIBA-treated patients with type 2 diabetes were 65 years or older and 381 (10%) were 75 years or older. Differences in safety or effectiveness were not observed in these subgroup analyses.

Nevertheless, greater caution should be exercised when TRESIBA is administered to geriatric patients since greater sensitivity of some older individuals to the effects of TRESIBA cannot be ruled out. The initial dosing, dose increments, and maintenance dosage should be conservative to avoid hypoglycemia. Hypoglycemia may be more difficult to recognize in the geriatric patients.

8.6 Renal Impairment

In clinical trials [see *Clinical Studies (14)*] a total of 75 (7%) of the 1102 TRESIBA-treated patients with type 1 diabetes had an eGFR less than 60 mL/min/1.73 m² and 1 (0.1%) had an eGFR less than 30 mL/min/1.73 m². A total of 250 (9%) of the 2713 TRESIBA-treated patients with type 2 diabetes had an eGFR less than 60 mL/min/1.73 m² and no subjects had an eGFR less than 30 mL/min/1.73 m².

In the safety outcomes trial (DEVOTE), a total of 1429 (37.4%) of the 3818 TRESIBA-treated patients with type 2 diabetes had an eGFR less than 60 mL/min/1.73 m², and 108 (2.8%) subjects had an eGFR less than 30 mL/min/1.73 m². Differences in safety or effectiveness were not observed in the subgroup analyses.

No clinically relevant difference in the pharmacokinetics of TRESIBA was identified in a study comparing healthy subjects and subjects with kidney impairment including subjects with end stage kidney disease [see *Clinical Pharmacology (12.3)*]. However, as with all insulin products, glucose monitoring should be intensified and the TRESIBA dosage adjusted on an individual basis in patients with kidney impairment.

8.7 Hepatic Impairment

No difference in the pharmacokinetics of TRESIBA was identified in a study comparing healthy subjects and subjects with hepatic impairment (mild, moderate, and severe hepatic impairment) [see *Clinical Pharmacology (12.3)*]. However, as with all insulin products, glucose monitoring should be intensified and the TRESIBA dosage adjusted on an individual basis in patients with hepatic impairment.

10 OVERDOSAGE

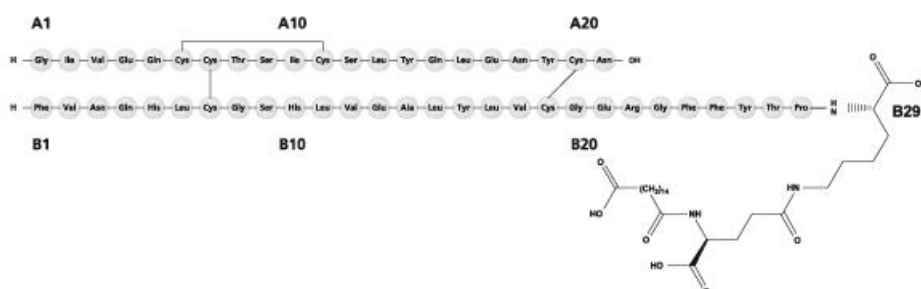
An excess of insulin relative to food intake, energy expenditure, or both may lead to severe and sometimes prolonged and life-threatening hypoglycemia and hypokalemia [see *Warnings and Precautions (5.3, 5.6)*]. Mild episodes of hypoglycemia usually can be treated with oral glucose. Lowering the insulin dosage, and adjustment in meal patterns or exercise may be needed. More severe episodes of hypoglycemia with coma, seizure, or neurologic impairment may be treated with a glucagon for emergency use or concentrated intravenous glucose. After apparent clinical recovery from hypoglycemia, continued observation and additional carbohydrate intake may be necessary to avoid reoccurrence of hypoglycemia. Hypokalemia must be corrected appropriately.

11 DESCRIPTION

Insulin degludec is a long-acting basal human insulin analog for subcutaneous injection produced by a process that includes expression of recombinant DNA in *Saccharomyces cerevisiae* followed by chemical modification.

Insulin degludec differs from human insulin in that the amino acid threonine in position B30 has been omitted and a side-chain consisting of glutamic acid and a C16 fatty acid has been attached (chemical name: LysB29(Nε-hexadecandioyl-γ-Glu) des(B30) human insulin). Insulin degludec has a molecular formula of C₂₇₄H₄₁₁N₆₅O₈₁S₆ and a molecular weight of 6.104 kDa. It has the following structure:

Figure 1: Structural Formula of Insulin Degludec



TRESIBA (insulin degludec) injection is a sterile, aqueous, clear, and colorless solution available as 100 units/mL (U-100) or 200 units/mL (U-200) for subcutaneous use.

For the 100 units/mL solution, each mL contains 100 units of insulin degludec and glycerin (19.6 mg), metacresol (1.72 mg), phenol (1.5 mg), zinc (32.7 mcg), and Water for Injection, USP.

For the 200 units/mL solution, each mL contains 200 units of insulin degludec and glycerin (19.6 mg), metacresol (1.72 mg), phenol (1.5 mg), zinc (71.9 mcg), and Water for Injection, USP.

TRESIBA has a pH of approximately 7.6. Hydrochloric acid or sodium hydroxide may be added to adjust pH.

12 CLINICAL PHARMACOLOGY

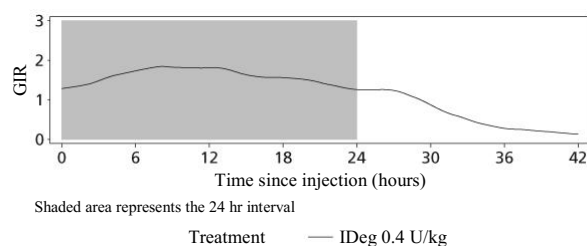
12.1 Mechanism of Action

The primary activity of insulin, including TRESIBA, is regulation of glucose metabolism. Insulin and its analogs lower blood glucose by stimulating peripheral glucose uptake, especially by skeletal muscle and fat, and by inhibiting hepatic glucose production. Insulin also inhibits lipolysis and proteolysis, and enhances protein synthesis. TRESIBA forms multi-hexamers when injected into the subcutaneous tissue resulting in a subcutaneous insulin degludec depot. The protracted time action profile of TRESIBA is predominantly due to delayed absorption of insulin degludec from the subcutaneous tissue to the systemic circulation and to a lesser extent due to binding of insulin degludec to circulating albumin.

12.2 Pharmacodynamics

The glucose-lowering effect of TRESIBA after 8 days of once-daily dosing was measured in a euglycemic glucose clamp study enrolling 21 patients with type 1 diabetes. Figure 2 shows the pharmacodynamic effect of TRESIBA over time following 8 once-daily subcutaneous injections of 0.4 U/kg of TRESIBA in patients with type 1 diabetes.

Figure 2: Mean GIR Profile for 0.4 units/kg Dose of TRESIBA (Steady State) in Patients with Type 1 Diabetes Mellitus



The mean maximum glucose lowering effect (GIR_{max}) of a 0.4 units/kg dose of TRESIBA was 2.0 mg/kg/min, which was observed at a median of 12 hours post-dose. The glucose lowering effect of TRESIBA lasted at least 42 hours after the last of 8 once-daily injections.

In patients with type 1 diabetes mellitus, the steady-state, within subjects, day-to-day variability in total glucose lowering effect was 20% with TRESIBA (within-subject coefficient of variation for $AUC_{GIR,\tau,SS}$).

The total glucose-lowering effect of TRESIBA over 24 hours measured in a euglycemic clamp study after 8 days of once-daily administration in patients with type 1 diabetes increases approximately in proportion to the dose for doses between 0.4 units/kg to 0.8 units/kg.

The total glucose-lowering effect of 0.4 units/kg of TRESIBA U-100 and 0.4 units/kg of TRESIBA U-200, administered at the same dose, and assessed over 24 hours in a euglycemic clamp study after 8 days of once-daily injection was comparable.

12.3 Pharmacokinetics

Absorption

In patients with type 1 diabetes, after 8 days of once daily subcutaneous dosing with 0.4 units/kg of TRESIBA, maximum insulin degludec concentrations of 4472 pmol/L were attained at a median of 9 hours (t_{max}). After the first dose of TRESIBA, median onset of appearance was around one hour.

Total insulin degludec concentration (i.e., exposure) increased in a dose proportional manner after subcutaneous administration of 0.4 units/kg to 0.8 units/kg TRESIBA. Total and maximum insulin degludec exposure at steady state are comparable between TRESIBA U-100 and TRESIBA U-200 when each is administered at the same units/kg dose.

Insulin degludec concentration reached steady state levels after 3-4 days of TRESIBA administration [*see Dosage and Administration (2.2)*].

Distribution

The affinity of insulin degludec to serum albumin corresponds to a plasma protein binding of >99% in human plasma. The results of the *in vitro* protein binding studies demonstrate that there is no clinically relevant interaction between insulin degludec and other protein bound drugs.

Elimination

The half-life after subcutaneous administration is determined primarily by the rate of absorption from the subcutaneous tissue. On average, the half-life at steady state is approximately 25 hours independent of dose. Degradation of TRESIBA is similar to that of insulin human; all metabolites formed are inactive. The mean apparent clearance of insulin degludec is 0.03 L/kg (2.1 L/h in 70 kg patient) after single subcutaneous dose of 0.4 units/kg.

Specific Populations

Pediatrics-

Population pharmacokinetic analysis was conducted for TRESIBA using data from 199 pediatric subjects (1 to <18 years of age) with type 1 diabetes. Body weight was a significant covariate affecting the clearance of TRESIBA. After adjusting for body weight, the total exposure of TRESIBA at steady state was independent of age.

Geriatrics-

Pharmacokinetic and pharmacodynamic response of TRESIBA was compared in 13 younger adult (18–35 years) and 14 geriatric (≥ 65 years) subjects with type 1 diabetes following two 6-day periods of once-daily subcutaneous dosing with 0.4 units/kg dose of TRESIBA or insulin glargine. On average, the pharmacokinetic and pharmacodynamic properties of TRESIBA at steady-state were similar in younger adult and geriatric subjects, albeit with greater between subject variability among the geriatric subjects.

Gender-

The effect of gender on the pharmacokinetics of TRESIBA was examined in an across-trial analysis of the pharmacokinetic and pharmacodynamic studies conducted using unit/kg doses of TRESIBA. Overall, there were no clinically relevant differences in the pharmacokinetic properties of insulin degludec between female and male subjects.

Obesity-

The effect of BMI on the pharmacokinetics of TRESIBA was explored in a cross-trial analysis of pharmacokinetic and pharmacodynamic studies conducted using unit/kg doses of TRESIBA. For subjects with type 1 diabetes, no relationship between exposure of TRESIBA and BMI was observed. For subjects

with type 1 and type 2 diabetes a trend for decrease in glucose-lowering effect of TRESIBA with increasing BMI was observed.

Race and Ethnicity-

TRESIBA has been studied in a pharmacokinetic and pharmacodynamic study in Black or African American subjects not of Hispanic or Latino origin (N=18), White subjects of Hispanic or Latino origin (N=22) and White subjects not of Hispanic or Latino origin (N=23) with type 2 diabetes mellitus conducted using unit/kg doses of TRESIBA. There were no statistically significant differences in the pharmacokinetic and pharmacodynamic properties of TRESIBA between the racial and ethnic groups investigated.

Pregnancy-

The effect of pregnancy on the pharmacokinetics and pharmacodynamics of TRESIBA has not been studied [see Use in Specific Populations (8.1)].

Renal Impairment-

TRESIBA pharmacokinetics was studied in 32 subjects (N=4-8/group) with normal or impaired renal function/end-stage renal disease following administration of a single subcutaneous dose (0.4 units/kg) of TRESIBA. Renal function was defined using creatinine clearance (Cl_{cr}) as follows: ≥ 90 mL/min (normal), 60-89 mL/min (mild), 30-59 mL/min (moderate) and < 30 mL/min (severe). Subjects requiring dialysis were classified as having end-stage renal disease (ESRD). Total ($AUC_{IDeg,0-120h,SD}$) and peak exposure of TRESIBA were on average about 10-25% and 13-27% higher, respectively in subjects with mild to severe renal impairment except subjects with ESRD who showed similar exposure as compared to subjects with normal renal function. No systematic trend was noted for this increase in exposure across different renal impairment subgroups. Hemodialysis did not affect clearance of TRESIBA ($CL/F_{IDeg,SD}$) in subjects with ESRD [see Use in Specific Populations (8.6)].

Hepatic Impairment-

TRESIBA has been studied in a pharmacokinetic study in 24 subjects (N=6/group) with normal or impaired hepatic function (mild, moderate, and severe hepatic impairment) following administration of a single subcutaneous dose (0.4 units/kg) of TRESIBA. Hepatic function was defined using Child-Pugh Scores ranging from 5 (mild hepatic impairment) to 15 (severe hepatic impairment). No differences in the pharmacokinetics of TRESIBA were identified between healthy subjects and subjects with hepatic impairment [see Use in Specific Populations (8.7)].

13 NONCLINICAL TOXICOLOGY

13.1 Carcinogenesis, Mutagenesis, Impairment of Fertility

Standard 2-year carcinogenicity studies in animals have not been performed to evaluate the carcinogenic potential of insulin degludec. In a 52-week study including human insulin (NPH insulin) as comparator (6.7 units/kg/day), Sprague-Dawley rats were dosed subcutaneously with insulin degludec at 3.3, 6.7, and 10 units/kg/day, resulting in 5 times the human exposure (AUC) when compared to a human subcutaneous dosage of 0.75 units/kg/day. Human insulin was dosed at 6.7 units/kg/day. No treatment-related increases in incidences of hyperplasia, benign or malignant tumors were recorded in female mammary glands from rats dosed with insulin degludec and no treatment related changes in the female mammary gland cell proliferation were found using BrdU incorporation. Further, no treatment related changes in the occurrence of hyperplastic or neoplastic lesions were seen in other tissues in animals dosed with insulin degludec when compared to vehicle or human insulin.

Genotoxicity testing of insulin degludec was not performed.

In a combined fertility and embryo-fetal study in male and female rats, treatment with insulin degludec up to 21 units/kg/day (approximately 5 times the human subcutaneous dose of 0.75 units/kg/day, based on units/body surface area) prior to mating and in female rats during gestation had no effect on mating performance and fertility.

14 CLINICAL STUDIES

The efficacy of TRESIBA administered once-daily either at the same time each day or at any time each day in patients with type 1 diabetes and used in combination with a mealtime insulin was evaluated in three randomized, open-label, treat-to-target, active-controlled trials in adults and one randomized, open-label, treat-to-target, active-controlled trial in pediatric patients 1 year of age and older. The efficacy of TRESIBA administered once-daily either at the same time each day or at any time each day in adult patients with type 2 diabetes and used in combination with a mealtime insulin or in combination with common oral anti-diabetic agents was evaluated in six randomized, open-label, treat-to-target active-controlled trials.

Adult patients treated with TRESIBA achieved levels of glycemic control similar to those achieved with LANTUS (insulin glargine 100 units/mL) and LEVEMIR (insulin detemir) and achieved statistically significant improvements compared to sitagliptin.

14.1 Type 1 Diabetes – Adult

TRESIBA Administered at the Same Time Each Day in Combination with a Rapid-Acting Insulin Analog at Mealtimes in Adult Patients

Study A

The efficacy of TRESIBA was evaluated in a 52-week randomized, open-label, multicenter trial in 629 patients with type 1 diabetes mellitus (Study A). Patients were randomized to TRESIBA once-daily with the evening meal or insulin glargine U-100 once-daily according to the approved labeling. Insulin aspart was administered before each meal in both treatment arms.

The mean age of the trial population was 43 years and mean duration of diabetes was 19 years. 59% were male. 93% were White, 2% Black or African American. 5% were Hispanic. 9% of patients had eGFR<60 mL/min/1.73m². The mean BMI was approximately 26.3 kg/m².

At week 52, the difference in HbA_{1c} reduction from baseline between TRESIBA and insulin glargine U-100 was -0.01% with a 95% confidence interval of [-0.14%; 0.11%] and met the pre-specified non-inferiority margin (0.4%). See Table 6, Study A.

Study B

The efficacy of TRESIBA was evaluated in a 26-week randomized, open-label, multicenter trial in 455 patients with type 1 diabetes mellitus (Study B). Patients were randomized to TRESIBA or insulin detemir once-daily in the evening. After 8 weeks, insulin detemir could be dosed twice-daily. 67% used insulin detemir once daily at end of trial. 33% used insulin detemir twice daily at end of trial. Insulin aspart was administered before each meal in both treatment arms.

The mean age of the trial population was 41 years and mean duration of diabetes was 14 years. 52% were male. 45% were White, 0.4% Black or African American. 4% were Hispanic. 4% of patients had eGFR<60 mL/min/1.73m². The mean BMI was approximately 23.9 kg/m².

At week 26, the difference in HbA_{1c} reduction from baseline between TRESIBA and insulin detemir was -0.09% with a 95% confidence interval of [-0.23%; 0.05%] and met the pre-specified non-inferiority margin (0.4%). See Table 6, Study B.

Table 6: Results at Week 52 in a Trial Comparing TRESIBA to Insulin Glargine U-100 (Study A) and Week 26 in a Trial Comparing TRESIBA to Insulin Detemir (Study B) in Adult Patients with Type 1 Diabetes Mellitus Receiving Insulin Aspart at Mealtimes

	Study A		Study B	
	TRESIBA + Insulin	Insulin glargine U-	TRESIBA + Insulin	Insulin detemir +

	aspart	100 + Insulin aspart	aspart	Insulin aspart
N	472	157	302	153
HbA_{1c} (%)				
Baseline	7.7	7.7	8.0	8.0
End of trial	7.3	7.3	7.3	7.3
Adjusted mean change from baseline*	-0.36	-0.34	-0.71	-0.61
Estimated treatment difference [95%CI] TRESIBA - basal insulin U-100	-0.01 [-0.14;0.11]		-0.09 [-0.23;0.05]	
Proportion Achieving HbA_{1c} < 7% at Trial End	39.8%	42.7%	41.1%	37.3%
FPG (mg/dL)				
Baseline	165	174	178	171
End of trial	141	149	131	161
Adjusted mean change from baseline	-27.6	-21.6	-43.3	-13.5
Daily basal insulin dose				
Baseline mean	28 U	26 U	22 U	22 U
Mean dose at end of study	29 U ¹	31 U ¹	25 U ²	29 U ²
Daily bolus insulin dose				
Baseline mean	29 U	29 U	28 U	31 U
Mean dose at end of study	32 U ¹	35 U ¹	36 U ²	41 U ²

¹At Week 52

²At Week 26

*The change from baseline to end of treatment visit in HbA_{1c} was analyzed using ANOVA with treatment, region, sex, and anti-diabetic treatment at screening as fixed effects, and age and baseline HbA_{1c} as covariates.

In Study A, there were 14.8% of subjects in the TRESIBA and 11.5% Insulin glargine arms for whom data was missing at the time of the HbA_{1c} measurement.

In Study B, there were 6.3% of subjects in the TRESIBA and 9.8% Insulin detemir arms for whom data was missing at the time of the HbA_{1c} measurement.

Study C: TRESIBA Administered at the Same Time Each Day or at Any Time Each Day in Combination with a Rapid-Acting Insulin Analog at Mealtimes in Adult Patients

The efficacy of TRESIBA was evaluated in a 26-week randomized, open-label, multicenter trial in 493 patients with type 1 diabetes mellitus. Patients were randomized to TRESIBA injected once-daily at the same time each day (with the main evening meal), to TRESIBA injected once daily at any time each day or to insulin glargine U-100 injected once-daily according to the approved labeling. The any time each day TRESIBA arm was designed to simulate a worst-case scenario injection schedule of alternating short and long, once daily, dosing intervals (i.e., alternating intervals of 8 to 40 hours between doses). TRESIBA in this arm was dosed in the morning on Monday, Wednesday, and Friday and in the evening on Tuesday, Thursday, Saturday, and Sunday. Insulin aspart was administered before each meal in all treatment arms.

The mean age of the trial population was 43.7 years and mean duration of diabetes was 19 years. 58% were male. 98% were White, 2% Black or African American. 3% were Hispanic. 7% of patients had eGFR<60 mL/min/1.73m². The mean BMI was approximately 26.7 kg/m².

At week 26, the difference in HbA_{1c} reduction from baseline between TRESIBA administered at alternating times and insulin glargine U-100 was 0.17% with a 95% confidence interval of [0.04%; 0.30%] and met the pre-specified non-inferiority margin (0.4%). See Table 7.

Table 7: Results at Week 26 in a Trial Comparing TRESIBA Dosed Once Daily at the Same and at Alternating Times Each Day to Insulin Glargine U-100 in Adult Patients with Type 1 Diabetes Mellitus Receiving Insulin Aspart at Mealtimes

	TRESIBA at the same time each day + Insulin aspart	TRESIBA at alternating times + Insulin aspart	Insulin glargine U-100 + Insulin aspart
N	165	164	164
HbA_{1c} (%)			
Baseline	7.7	7.7	7.7
End of trial	7.3	7.3	7.1
Adjusted mean change from baseline*	-0.41	-0.40	-0.57
Estimated treatment difference [95%CI] TRESIBA alternating - Insulin glargine U-100		0.17 [0.04;0.30]	
Proportion Achieving HbA_{1c} < 7% at Trial End	37.0%	37.2%	40.9%
FPG (mg/dL)			
Baseline	179	173	175
End of trial	133	149	151
Adjusted mean change from baseline	-41.8	-24.7	-23.9
Daily basal insulin dose			
Baseline mean	28 U	29 U	29 U
Mean dose at end of study	32 U	36 U	35 U
Daily bolus insulin dose			
Baseline mean	29 U	33 U	32 U
Mean dose at end of study	27 U	30 U	35 U

*The change from baseline to end of treatment visit in HbA_{1c} was analyzed using ANOVA with treatment, region, sex, and anti-diabetic treatment at screening as fixed effects, and age and baseline HbA_{1c} as covariates. In Study C, there were 15.8% and 15.9% of subjects in the TRESIBA (same time and alternating times respectively) and 7.9% Insulin glargine arms for whom data was missing at the time of the HbA_{1c} measurement.

14.2 Type 1 Diabetes – Pediatric Patients 1 Year of Age and Older

Study J: TRESIBA Administered at the Same Time Each Day in Combination with a Rapid-Acting Insulin Analog at Mealtimes in Pediatric Patients 1 Year of Age and Older

The efficacy of TRESIBA was evaluated in a 26-week, randomized, open label, multicenter trial in 350 patients with type 1 diabetes mellitus (Study J). Patients were randomized to TRESIBA once-daily or insulin detemir once or twice-daily. Subjects on a twice-daily insulin detemir regimen were dosed at breakfast and in the evening either with the main evening meal or at bedtime. Insulin aspart was administered before each main meal in both treatment arms. At end of trial, 36% used insulin detemir once daily and 64% used insulin detemir twice daily.

The mean age of the trial population was 10 years; 24% were ages 1-5 years; 39% were ages 6-11 years and 36% were ages 12-17 years. The mean duration of diabetes was 4 years. 55% were male. 75% were White, 3% Black or African American. 3% were Hispanic. The mean z-score for body weight was 0.31.

At week 26, the difference in HbA_{1c} reduction from baseline between TRESIBA and insulin detemir was 0.15% with a 95% confidence interval of [-0.03%; 0.33%] and met the pre-specified non-inferiority margin (0.4%). See Table 8.

Table 8: Results at Week 26 in a Trial Comparing TRESIBA to Insulin Detemir in Pediatric Patients 1 Year of Age and Older with Type 1 Diabetes Mellitus Receiving Insulin Aspart at Mealtimes

	TRESIBA+ Insulin aspart	Insulin detemir + Insulin aspart
N	174	176
HbA_{1c} (%)		
Baseline	8.2	8.0
End of 26 weeks	8.0	7.7
Adjusted mean change from baseline after 26 weeks [±]	-0.19	-0.34
Estimated treatment difference [95%CI] TRESIBA v. Insulin detemir	0.15 [-0.03; 0.33]	
FPG (mg/dL)		
Baseline	162	151
End of 26 weeks	150	160
Adjusted mean change from baseline after 26 weeks	52.0	59.6
Daily basal insulin dose		
Baseline mean	15 U (0.37 U/kg)	16 U (0.41 U/kg)
Mean dose after 26 weeks	16 U (0.37 U/kg)	22 U (0.51 U/kg)
Daily bolus insulin dose		
Baseline mean	20 U (0.50 U/kg)	20 U (0.52 U/kg)
Mean dose after 26 weeks	23 U (0.56 U/kg)	22 U (0.57 U/kg)

[±]The change from baseline to end of treatment visit in HbA_{1c} was analyzed using ANOVA with missing data imputed by multiple imputation carrying forward the baseline value and adding the error term, with treatment, region, sex, and age group as fixed factors, and baseline HbA_{1c} as covariate.

In Study J, there were 2.9% of subjects in TRESIBA and 6.3% Insulin detemir arms for whom data was missing at the 26-week HbA_{1c} measurement.

14.3 Type 2 Diabetes – Adult

Study D: TRESIBA Administered at the Same Time Each Day as an Add-on to Metformin with or without a DPP-4 Inhibitor in Insulin Naïve Adult Patients

The efficacy of TRESIBA was evaluated in a 52-week randomized, open-label, multicenter trial that enrolled 1030 insulin naïve patients with type 2 diabetes mellitus inadequately controlled on one or more oral antidiabetic agents (OADs). Patients were randomized to TRESIBA once-daily with the evening meal or insulin glargine U-100 once-daily according to the approved labeling. Metformin alone (83%) or in combination with a DPP-4 inhibitor (18%) was used as background therapy in both treatment arms.

The mean age of the trial population was 59 years and mean duration of diabetes was 9 years. 62% were male. 88% were White, 7% Black or African American. 17% were Hispanic. 10% of patients had eGFR<60 mL/min/1.73m². The mean BMI was approximately 31.1 kg/m².

At week 52, the difference in HbA_{1c} reduction from baseline between TRESIBA and insulin glargine U-100 was 0.09% with a 95% confidence interval of [-0.04%; 0.22%] and met the pre-specified non-inferiority margin (0.4%); See Table 9.

Table 9: Results at Week 52 in a Trial Comparing TRESIBA to Insulin Glargine U-100 in Adult Patients with Type 2 Diabetes Mellitus on OAD(s)*

	TRESIBA + OAD(s)*	Insulin glargine U-100 + OAD(s)*
N	773	257
HbA_{1c} (%)		
Baseline	8.2	8.2
End of trial	7.1	7.0
Adjusted mean change from baseline **	-1.06	-1.15
Estimated treatment difference [95%CI] TRESIBA - Insulin glargine U-100	0.09 [-0.04;0.22]	
Proportion Achieving HbA_{1c} < 7% at Trial End	51.7%	54.1%
FPG (mg/dL)		
Baseline	174	174
End of trial	106	115
Adjusted mean change from baseline	-68.0	-60.2
Daily insulin dose		
Baseline mean (starting dose)	10 U	10 U
Mean dose after 52 weeks	56 U	58 U

* OAD: oral antidiabetic agent

** The change from baseline to end of treatment visit in HbA_{1c} was analyzed using ANOVA with treatment, region, sex, and anti-diabetic treatment at screening as fixed effects, and age and baseline HbA_{1c} as covariates. In Study D, there were 20.6% of subjects in the TRESIBA and 22.2% Insulin glargine arms for whom data was missing at the time of the HbA_{1c} measurement.

Study E: TRESIBA U-200 Administered at the Same Time Each Day as an Add-on to Metformin with or without a DPP-4 Inhibitor in Insulin Naïve Adult Patients

The efficacy of TRESIBA U-200 was evaluated in a 26-week randomized, open-label, multicenter trial in 457 insulin naïve patients with type 2 diabetes mellitus inadequately controlled on one or more oral antidiabetic agents (OADs) at baseline. Patients were randomized to TRESIBA U-200 once-daily with the evening meal or insulin glargine U-100 once-daily according to the approved labeling. Both treatment arms were receiving metformin alone (84%) or in combination with a DPP-4 inhibitor (16%) as background therapy.

The mean age of the trial population was 58 years and mean duration of diabetes was 8 years. 53% were male. 78% were White, 14% Black or African American. 8% were Hispanic. 8% of patients had eGFR <60 mL/min/1.73m². The mean BMI was approximately 32.4 kg/m².

At week 26, the difference in HbA_{1c} reduction from baseline between TRESIBA U-200 and insulin glargine U-100 was 0.04% with a 95% confidence interval of [-0.11%; 0.19%] and met the pre-specified non-inferiority margin (0.4%). See Table 10.

Table 10: Results at Week 26 in a Trial Comparing TRESIBA U-200 to Insulin Glargine U-100 in Adult Patients with Type 2 Diabetes Mellitus on OAD(s)*

	TRESIBA U-200 + Met ± DPP-4	Insulin glargine U-100 + Met ± DPP-4
N	228	229
HbA_{1c} (%)		
Baseline	8.3	8.2
End of trial	7.0	6.9
Adjusted mean change from baseline **	-1.18	-1.22
Estimated treatment difference [95%CI] TRESIBA - Insulin glargine U-100	0.04 [-0.11;0.19]	
Proportion Achieving HbA_{1c} < 7% at Trial End	52.2%	55.9%
FPG (mg/dL)		
Baseline	172	174
End of trial	106	113
Adjusted mean change from baseline	-71.1	-63.5
Daily insulin dose		
Baseline mean	10 U	10 U
Mean dose after 26 weeks	59 U	62 U

* OAD: oral antidiabetic agent

** The change from baseline to end of treatment visit in HbA_{1c} was analyzed using ANOVA with treatment, region, sex, and anti-diabetic treatment at screening as fixed effects, and age and baseline HbA_{1c} as covariates. In Study E, there were 12.3% of subjects in the TRESIBA and 12.7% Insulin glargine arms for whom data was missing at the time of the HbA_{1c} measurement.

Study F: TRESIBA Administered at the Same Time Each Day in Insulin Naïve Adult Patients as an Add-on to One or More of the Following Oral Agents: Metformin, Sulfonylurea, Glinides or Alpha-Glucosidase Inhibitors

The efficacy of TRESIBA was evaluated in a 26-week randomized, open-label, multicenter trial in Asia in 435 insulin naïve patients with type 2 diabetes mellitus inadequately controlled on one or more oral antidiabetic agents (OADs) at baseline. Patients were randomized to TRESIBA once-daily in the evening or insulin glargine U-100 once-daily according to the approved labeling. Pre-trial oral antidiabetes agents were continued as background therapy except for DPP-4 inhibitors or thiazolidinediones in both treatment arms.

The mean age of the trial population was 59 years and mean duration of diabetes was 12 years. 54% were male. All patients were Asian. 11% of patients had eGFR<60 mL/min/1.73m². The mean BMI was approximately 25.0 kg/m².

At week 26, the difference in HbA_{1c} reduction from baseline between TRESIBA and insulin glargine U-100 was 0.11% with a 95% confidence interval of [-0.03%; 0.24%] and met the pre-specified non-inferiority margin (0.4%). See Table 11.

Table 11: Results at Week 26 in a Trial Comparing TRESIBA to Insulin Glargine U-100 in Adult Patients with Type 2 Diabetes Mellitus on OAD(s)*

	TRESIBA + OAD(s)*	Insulin glargine U-100 +
--	--------------------------	---------------------------------

		OAD(s)*
N	289	146
HbA_{1c} (%)		
Baseline	8.4	8.5
End of trial	7.2	7.1
Adjusted mean change from baseline**	-1.42	-1.52
Estimated treatment difference [95%CI] TRESIBA - Insulin glargine U-100	0.11 [-0.03 ; 0.24]	
Proportion Achieving HbA_{1c} < 7% at Trial End	40.8%	48.6%
FPG (mg/dL)		
Baseline	152	156
End of trial	100	102
Adjusted mean change from baseline	-54.6	-53.0
Daily insulin dose		
Baseline mean (starting dose)	9 U	9 U
Mean dose after 26 weeks	19 U	24 U

* OAD: oral antidiabetic agent

** The change from baseline to end of treatment visit in HbA_{1c} was analyzed using ANOVA with treatment, region, sex, and anti-diabetic treatment at screening as fixed effects, and age and baseline HbA_{1c} as covariates.

In Study F, there were 10% of subjects in the TRESIBA and 6.8% Insulin glargine arms for whom data was missing at the time of the HbA_{1c} measurement.

Study G: TRESIBA Administered at the Same Time Each Day or Any Time Each Day as an Add-on to One and up to Three of the Following Oral Agents: Metformin, Sulfonylurea or Glinides or Pioglitazone in Adult Patients

The efficacy of TRESIBA was evaluated in a 26-week randomized, open-label, multicenter trial in 687 patients with type 2 diabetes mellitus inadequately controlled on basal insulin alone, oral antidiabetic agents (OADs) alone or both basal insulin and OAD. Patients were randomized to TRESIBA injected once-daily at the same time each day (with the main evening meal), to TRESIBA injected once daily at any time each day or to insulin glargine U-100 injected once-daily according to the approved labeling. The any time each day TRESIBA arm was designed to simulate a worst-case scenario injection schedule of alternating short and long, once daily, dosing intervals (i.e., alternating intervals of 8 to 40 hours between doses). TRESIBA in this arm was dosed in the morning on Monday, Wednesday, and Friday and in the evening on Tuesday, Thursday, Saturday, and Sunday. Up to three of the following oral antidiabetes agents (metformin, sulfonylureas, glinides or thiazolidinediones) were administered as background therapy in both treatment arms.

The mean age of the trial population was 56 years and mean duration of diabetes was 11 years. 54% were male. 67% were White, 3% Black or African American. 11% were Hispanic. 6% of patients had eGFR<60 mL/min/1.73m². The mean BMI was approximately 29.6 kg/m².

At week 26, the difference in HbA_{1c} reduction from baseline between TRESIBA at alternating times and insulin glargine U-100 was 0.04% with a 95% confidence interval of [-0.12%; 0.20%]. This comparison met the pre-specified non-inferiority margin (0.4%). See Table 12.

Table 12: Results at Week 26 in a Trial Comparing TRESIBA at Same and Alternating Times to Insulin Glargine U-100 in Adult Patients with Type 2 Diabetes Mellitus on OAD(s)*

	TRESIBA at the same time each day ± OAD(s)*	TRESIBA at alternating times ± OAD(s)*	Insulin glargine U-100 ± OAD(s)*
N	228	229	230
HbA_{1c} (%)			
Baseline	8.4	8.5	8.4
End of trial	7.3	7.2	7.1
Adjusted mean change from baseline**	-1.03	-1.17	-1.21
Estimated treatment difference [95%CI] TRESIBA alternating- Insulin glargine U-100		0.04 [-0.12;0.20]	
Estimated treatment difference TRESIBA alternating – TRESIBA same	-0.13		
Proportion Achieving HbA_{1c} < 7% at Trial End	40.8%	38.9%	43.9%
FPG (mg/dL)			
Baseline	158	162	163
End of trial	105	105	112
Adjusted mean change from baseline	-54.2	-55.0	-47.5
Daily insulin dose			
Baseline mean	21 U	19 U	19 U
Mean dose after 26 weeks	45 U	46 U	44 U

* OAD: oral antidiabetic agent

** The change from baseline to end of treatment visit in HbA_{1c} was analyzed using ANOVA with treatment, region, sex, and anti-diabetic treatment at screening as fixed effects, and age and baseline HbA_{1c} as covariates. In Study G, there were 11.4% subjects for TRESIBA (both same time and alternating times) and 11.7% Insulin glargine arms for whom data was missing at the time of the HbA_{1c} measurement.

Study H: TRESIBA Administered at the Same Time Each Day in Combination with a Rapid-Acting Insulin Analog at Mealtimes in Adult Patients

The efficacy of TRESIBA was evaluated in a 52-week randomized, open-label, multicenter trial in 992 patients with type 2 diabetes mellitus inadequately controlled on premix insulin, bolus insulin alone, basal insulin alone, oral antidiabetic agents (OADs) alone or any combination thereof. Patients were randomized to TRESIBA once-daily with the main evening meal or insulin glargine U-100 once-daily according to the approved labeling. Insulin aspart was administered before each meal in both treatment arms. Up to two of the following oral antidiabetes agents (metformin or pioglitazone) were used as background therapy in both treatment arms.

The mean age of the trial population was 59 years and mean duration of diabetes was 14 years. 54% were male. 83% were White, 10% Black or African American. 12% were Hispanic. 12% of patients had eGFR < 60 mL/min/1.73m². The mean BMI was approximately 32.2 kg/m².

At week 52, the difference in HbA_{1c} reduction from baseline between TRESIBA and insulin glargine U-100 was 0.08% with a 95% confidence interval of [-0.05%; 0.21%] and met the pre-specified non-inferiority margin (0.4%). See Table 13.

Table 13: Results at Week 52 in a Trial Comparing TRESIBA to Insulin Glargine U-100 in Adult Patients with Type 2 Diabetes Mellitus Receiving Insulin Aspart at Mealtimes and OADs*

	TRESIBA + Insulin aspart ± OAD(s)*	Insulin glargine U-100 + Insulin aspart ± OAD(s)*
N	744	248
HbA_{1c} (%)		
Baseline	8.3	8.4
End of trial	7.1	7.1
Adjusted mean change from baseline**	-1.10	-1.18
Estimated treatment difference [95%CI] TRESIBA - Insulin glargine U-100	0.08 [-0.05;0.21]	
Proportion Achieving HbA_{1c} < 7% at Trial End	49.5%	50.0%
FPG (mg/dL)		
Baseline	166	166
End of trial	122	127
Adjusted mean change from baseline	-40.6	-35.3
Daily basal insulin dose		
Baseline mean	42 U	41 U
Mean dose after 52 weeks	74 U	67 U
Daily bolus insulin dose		
Baseline mean	33 U	33 U
Mean dose after 52 weeks	70 U	73 U

*OAD: oral antidiabetic agent

**The change from baseline to end of treatment visit in HbA_{1c} was analyzed using ANOVA with treatment, region, sex, and anti-diabetic treatment at screening as fixed effects, and age and baseline HbA_{1c} as covariates.

In Study H, there were 16.1% of subjects in the TRESIBA and 14.5% Insulin glargine arms for whom data was missing at the time of the HbA_{1c} measurement.

Study I: TRESIBA Administered at Any Time Each Day as an Add-on to One or Two of the Following Oral Agents: Metformin, Sulfonylurea, or Pioglitazone in Adult Patients

The efficacy of TRESIBA was evaluated in a 26-week randomized, open-label, multicenter trial in 447 patients with type 2 diabetes mellitus inadequately controlled on one or more oral antidiabetic agent (OADs) at baseline. Patients were randomized to TRESIBA once-daily at any time of day or sitagliptin once-daily according to the approved labeling. One or two of the following oral antidiabetes agents (metformin, sulfonylurea or pioglitazone) were also administered in both treatment arms.

The mean age of the trial population was 56 years and mean duration of diabetes was 8 years. 59% were male. 61% were White, 8% Black or African American. 21% were Hispanic. 6% of patients had eGFR<60 mL/min/1.73m². The mean BMI was approximately 30.4 kg/m².

At the end of 26 weeks, TRESIBA provided greater reduction in mean HbA_{1c} compared to sitagliptin (p < 0.001). See Table 14.

Table 14: Results at Week 26 in a Trial Comparing TRESIBA to Sitagliptin in Adult Patients with Type 2 Diabetes Mellitus on OADs*

	TRESIBA + OAD(s)*	Sitagliptin + OAD(s)*
N	225	222
HbA_{1c} (%)		
Baseline	8.8	9.0
End of trial	7.2	7.7
Adjusted mean change from baseline**	-1.52	-1.09
Estimated treatment difference [95%CI] TRESIBA - Sitagliptin	-0.43 [-0.61;-0.24] ¹	
Proportion Achieving HbA_{1c} < 7% at Trial End	40.9%	27.9%
FPG (mg/dL)		
Baseline	170	179
End of trial	112	154
Adjusted mean change from baseline	-61.4	-22.3
Daily insulin dose		
Baseline mean	10 U	N/A
Mean dose after 26 weeks	43 U	N/A

* OAD: oral antidiabetic agent

** The change from baseline to end of treatment visit in HbA_{1c} was analyzed using ANOVA with treatment, region, sex, and anti-diabetic treatment at screening as fixed effects, and age and baseline HbA_{1c} as covariates.

In Study I, there were 20.9% of subjects in the TRESIBA and 22.5% Sitagliptin arms for whom data was missing at the time of the HbA_{1c} measurement.

¹p <0.001; 1-sided p-value evaluated at 2.5% level for superiority

14.4 Safety Outcomes Trial

DEVOTE (NCT01959529) Cardiovascular Outcomes Trial of TRESIBA Administered Once-Daily Between Dinner and Bedtime in Combination with Standard of Care in Subjects with Type 2 Diabetes and Atherosclerotic Cardiovascular Disease

DEVOTE was a multi-center, multi-national, randomized, double-blinded, active-controlled, treat-to-target, event-driven trial. 7,637 patients with inadequately controlled type 2 diabetes and atherosclerotic cardiovascular disease were randomized to either TRESIBA or insulin glargine U-100. Each was administered once-daily between dinner and bedtime in addition to standard of care for diabetes and cardiovascular disease for a median duration of 2 years.

Patients eligible to enter the trial were; 50 years of age or older and had established, stable, cardiovascular, cerebrovascular, peripheral artery disease, chronic kidney disease or NYHA class II and III heart failure (85% of the enrolled population) or were 60 years of age or older and had other specified risk factors for cardiovascular disease (15% of the enrolled population).

At baseline, demographic and disease characteristics were balanced between treatment groups. The mean age of the trial population was 65 years and the mean duration of diabetes was 16 years. The population was 63% male, 76% White 11% Black or African American, 10% Asian. 15% had Hispanic ethnicity. The mean HbA_{1c} was 8.4% and the mean BMI was 33.6 kg/m². The baseline mean estimated glomerular filtration rate (eGFR) was 68 mL/min/1.73m². 41% of patients had eGFR 60-90 mL/min/1.73m²; 35% of patients had eGFR 30 to 60 mL/min/1.73 m² and 3% of patients had eGFR <30 mL/min/1.73 m². Previous history of severe hypoglycemia was not captured in the trial.

At baseline, patients treated their diabetes with oral antidiabetic drugs (72%) and with an insulin regimen (84%). Types of insulins included long acting insulin (60%), intermediate acting insulin (14%) short acting insulin (37%) and premixed insulin (10%). 16% of patients were insulin naive. The most common background oral antidiabetic drugs used at baseline were metformin (60%), sulfonylureas (29%) and DPP-4 inhibitors (12%).

During the trial, investigators could modify anti-diabetic and cardiovascular medications to achieve local standard of care treatment targets for lipids and blood pressure.

Cardiovascular Outcomes - Patients with T2DM and Atherosclerotic CVD

The incidence of major cardiovascular events with TRESIBA was evaluated in DEVOTE. Subjects treated with TRESIBA had a similar incidence of major adverse cardiovascular events (MACE) when compared to those treated with insulin glargine U-100.

The primary endpoint in DEVOTE was time from randomization to the first occurrence of a 3-component major adverse cardiovascular event (MACE): cardiovascular death, non-fatal myocardial infarction, or non-fatal stroke. The trial was designed to exclude a pre-specified risk margin of 1.3 for the hazard ratio of MACE comparing TRESIBA to insulin glargine U-100. The primary outcome at end of trial was available for 98.2% of participants in each treatment group.

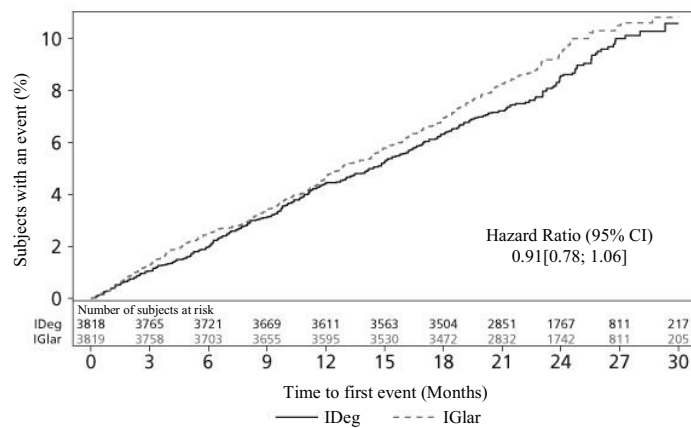
The time to first occurrence of MACE with TRESIBA as compared to insulin glargine U-100 was non-inferior (HR: 0.91; 95% CI [0.78;1.06]; see Figure 3). The results of the primary composite MACE endpoint and a summary of its individual components are shown in Table 15.

Table 15: Analysis of the Composite 3-point MACE and Individual Cardiovascular Endpoints in DEVOTE

	TRESIBA		Insulin glargine U-100		
N	3818		3819		
	Number of Patients (%)	Rate per 100 PYO*	Number of Patients (%)	Rate per 100 PYO*	Hazard Ratio (95% CI)
Composite of first event of CV death, non-fatal MI, or non-fatal stroke (3-Point MACE)	325 (8.5)	4.41	356 (9.3)	4.86	0.91 [0.78; 1.06]
CV death	136 (3.6)	1.85	142 (3.7)	1.94	
Non-fatal MI	144 (3.8)	1.95	169 (4.4)	2.31	
Non-fatal stroke	71 (1.9)	0.96	79 (2.1)	1.08	

* PYO = patient-years of observation until first MACE, death, or trial discontinuation

Figure 3: Cumulative Event Probability for Time to First MACE in DEVOTE



Hypoglycemia Outcomes - Patients with T2DM and Atherosclerotic CVD

The pre-specified secondary endpoints of event and incidence rates of severe hypoglycemia were sequentially tested.

Severe hypoglycemia was defined as an episode requiring assistance of another person to actively administer carbohydrate, glucagon, or other resuscitative actions and during which plasma glucose concentration may not have been available, but where neurological recovery following the return of plasma glucose to normal was considered sufficient evidence that the event was induced by a low plasma glucose concentration.

The incidence of severe hypoglycemia was lower in the TRESIBA group as compared to the insulin glargine U-100 group (Table 16). Glycemic control between the two groups was similar at baseline and throughout the trial.

Table 16: Severe Hypoglycemic Episodes in Patients Treated with TRESIBA or Insulin Glargine U-100 in DEVOTE

	TRESIBA	Insulin glargine U-100
N	3818	3819
Severe Hypoglycemia		
Percent of patients with events	4.9%	6.6%
Estimated odds ratio [95%CI] TRESIBA/Insulin glargine U-100	0.73 [0.60; 0.89]*	
Events per 100 Patient Years of Observation	3.70	6.25
Estimated rate ratio [95%CI] TRESIBA/Insulin glargine U-100	0.60 [0.48; 0.76]*	

* Test for superiority evaluated at 5% level for significance, (2-sided $p < 0.001$)

16 HOW SUPPLIED/STORAGE AND HANDLING

16.1 How Supplied

TRESIBA (insulin degludec) injection is available as a clear and colorless solution as follows:

Table 17: Presentations of TRESIBA

Insulin Degludec Presentation	Total volume	Concentration	Total units available in presentation	NDC number	Max dose per injection	Dose increment	Package Size
--------------------------------------	---------------------	----------------------	--	-------------------	-------------------------------	-----------------------	---------------------

U-100 single-patient-use FlexTouch Pen	3 mL	100 units/mL	300 Units	0169-2660-15	80 Units	1 Unit	5 pens/pack
U-100 multiple-dose Vial	10 mL	100 units/mL	1,000 Units	0169-2662-11	–	–	1 vial/pack
U-200 single-patient-use FlexTouch Pen	3 mL	200 units/mL	600 Units	0169-2550-13	160 Units	2 Unit	3 pens/pack

Additional Information about TRESIBA FlexTouch:

- TRESIBA U-100 FlexTouch pen dials in 1 unit increments.
- TRESIBA U-200 FlexTouch pen dials in 2 unit increments.

16.2 Recommended Storage

Dispense in the original sealed carton with the enclosed Instructions for Use.

Store TRESIBA vials in the original carton to protect from light. Store unused TRESIBA in a refrigerator (36°F to 46°F [2°C to 8°C]). Do not store in the freezer or directly adjacent to the refrigerator cooling element. Do not freeze. Do not use TRESIBA if it has been frozen.

The storage conditions are summarized in Table 18:

Table 18: Storage Conditions for TRESIBA

	Not in-use (unopened)		In-use (opened)	
	Refrigerated (36°F to 46°F [2°C to 8°C])	Room Temperature (up to 86°F [30°C])	Room Temperature (up to 86°F [30°C])	Refrigerated (36°F to 46°F [2°C to 8°C])
3 mL single-patient-use TRESIBA U-100 FlexTouch	Until expiration date	56 days (8 weeks)	56 days (8 weeks)	56 days (8 weeks)
10 mL multiple-dose TRESIBA U-100 Vial	Until expiration date	56 days (8 weeks)	56 days (8 weeks)	56 days (8 weeks)
3 mL single-patient-use TRESIBA U-200 FlexTouch	Until expiration date	56 days (8 weeks)	56 days (8 weeks)	56 days (8 weeks)

17 PATIENT COUNSELING INFORMATION

Advise the patient and/or caregiver to read the FDA-approved patient labeling (Patient Information and Instructions for Use). There are separate Instructions for Use for the Vials and FlexTouch Pens.

Never Share a TRESIBA FlexTouch Pen, Needle, or Insulin Syringe Between Patients

Advise patients that they should never share a TRESIBA FlexTouch pen device with another person, even if the needle is changed. Advise patients using TRESIBA vials not to share needles or insulin syringes with another person. Sharing poses a risk for transmission of blood-borne pathogens [see *Warnings and Precautions (5.1)*].

Hyperglycemia or Hypoglycemia

Inform patients that hypoglycemia is the most common adverse reaction with insulin. Inform patients of the symptoms of hypoglycemia (e.g., impaired ability to concentrate and react). This may present a risk in situations where these abilities are especially important, such as driving or operating other machinery.

Advise patients who have frequent hypoglycemia or reduced or absent warning signs of hypoglycemia to use caution when driving or operating machinery. [*see Warnings and Precautions (5.3)*]

Advise patients that changes in insulin regimen can predispose to hyperglycemia or hypoglycemia and that changes in insulin regimen should be made under close medical supervision [*see Warnings and Precautions (5.2)*].

Hypoglycemia Due to Medication Errors

Inform patients to always check the insulin label before each injection to reduce the risk of medication error [*see Warnings and Precautions (5.4)*]. Inform patients that the dose counter of TRESIBA FlexTouch pen shows the number of units of TRESIBA to be injected. NO dose re-calculation is required [*see Dosage and Administration (2.2)*]. Instruct patients to never use a syringe to remove TRESIBA from the FlexTouch disposable insulin prefilled pen.

Hypersensitivity Reactions

Advise patients that hypersensitivity reactions have occurred with TRESIBA. Inform patients on the symptoms of hypersensitivity reactions [*see Warnings and Precautions (5.5)*].

Version:9

Novo Nordisk®, *TRESIBA®*, *FlexTouch®*, *LEVEMIR®*, *NOVOLOG®* and *NovoFine®* are registered trademarks of Novo Nordisk A/S.

© 2015-2022 Novo Nordisk

PATENT Information: <http://novonordisk-us.com/products/product-patents.html>

Manufactured by:
Novo Nordisk Inc.
800 Scudders Mill Road
Plainsboro, NJ 08536
U.S. License Number 1261

For information about TRESIBA contact:
Novo Nordisk Inc.
800 Scudders Mill Road
Plainsboro, NJ 08536

1-800-727-6500
www.novonordisk-us.com

PATIENT INFORMATION

TRESIBA[®] (tre-SI-bah)

(insulin degludec)

injection, for subcutaneous use

Do not share your TRESIBA FlexTouch insulin delivery device with other people, even if the needle has changed. Do not share needles or syringes with another person. You may give other people a serious infection, or get a serious infection from them.

What is TRESIBA?

- TRESIBA is a man-made insulin that is used to control high blood sugar in adults and children who are 1 year of age and older with diabetes mellitus.
- TRESIBA is not for people with diabetic ketoacidosis (increased ketones in the blood or urine).
- It is not known if TRESIBA is safe and effective in children under 1 year of age.
- TRESIBA is available in 2 concentrations (U-100 and U-200):
 - U-100 concentration is available in pen and vial
 - The 100 units/mL pen can be injected from 1 to 80 units in a single injection, in increments of 1 unit.
 - The 100 units/mL vial should be used with a U-100 insulin syringe only.
 - U-200 concentration is only available in pen
 - The 200 units/mL pen can be injected from 2 to 160 units in a single injection, in increments of 2 units.

Who should not take TRESIBA?

Do not take TRESIBA if you:

- are having an episode of low blood sugar (hypoglycemia).
- have an allergy to TRESIBA or any of the ingredients in TRESIBA.

Before taking TRESIBA, tell your healthcare provider about all your medical conditions including, if you are:

- pregnant, planning to become pregnant, or are breastfeeding.
- taking new prescription or over-the-counter medicines, vitamins, or herbal supplements.

Before you start taking TRESIBA, talk to your healthcare provider about low blood sugar and how to manage it.

How should I take TRESIBA?

- **Read the Instructions for Use** that come with your TRESIBA.
- Take TRESIBA exactly as your healthcare provider tells you to.
- **Do not do any conversion of your dose. The dose counter always shows the selected dose in units.** Both the 100 units/mL and 200 units/mL TRESIBA FlexTouch pens are made to deliver your insulin dose in units.
- Know the type and strength of insulin you take. **Do not** change the type of insulin you take unless your healthcare provider tells you to. The amount of insulin and the best time for you to take your insulin may need to change if you take different types of insulin.
- For children who need less than 5 units of TRESIBA each day, use a TRESIBA U-100 vial.
- Adults: If you miss or are delayed in taking your dose of TRESIBA:
 - Take your dose as soon as you remember then continue with your regular dosing schedule.
 - Make sure there are at least **8** hours between your doses.
- If children miss a dose of TRESIBA:
 - Call the healthcare provider for information and instructions about checking blood sugar levels more often until the next scheduled dose of TRESIBA.
- **Check your blood sugar levels.** Ask your healthcare provider what your blood sugars should be and when you should check your blood sugar levels.
- **Do not reuse or share your needles with other people.** You may give other people a serious infection or get a serious infection from them.
- **Never** inject TRESIBA into a vein or muscle.
- **Never** use a syringe to remove TRESIBA from the FlexTouch pen.
- TRESIBA can be injected under the skin (subcutaneously) of your upper legs (thighs), upper arms, or stomach area (abdomen).
- **Change (rotate) your injection sites within the area you choose with each dose** to reduce your risk of getting lipodystrophy (pits in skin or thickened skin) and localized cutaneous amyloidosis (skin with lumps) at the injection sites.
 - **Do not** use the exact same spot for each injection.
 - **Do not** inject where the skin has pits, is thickened, or has lumps.
 - **Do not** inject where the skin is tender, bruised, scaly or hard, or into scars or damaged skin.

What should I avoid while taking TRESIBA?

While taking TRESIBA do not:

- Drive or operate heavy machinery, until you know how TRESIBA affects you.
- Drink alcohol or use prescription or over-the-counter medicines that contain alcohol.

What are the possible side effects of TRESIBA?

TRESIBA may cause serious side effects that can lead to death, including:

- **Low blood sugar (hypoglycemia).** Signs and symptoms that may indicate low blood sugar include:
 - dizziness or light-headedness
 - blurred vision
 - anxiety, irritability, or mood changes
 - sweating
 - slurred speech
 - hunger
 - confusion
 - shakiness
 - headache
 - fast heartbeat
- **Low potassium in your blood (hypokalemia).**
- **Heart failure.** Taking certain diabetes pills called thiazolidinediones or “TZDs” with TRESIBA may cause heart failure in some people. This can happen even if you have never had heart failure or heart problems before. If you already have heart failure, it may get worse while you take TZDs with TRESIBA. Your healthcare provider should monitor you closely while you are taking TZDs with TRESIBA. Tell your healthcare provider if you have any new or worse symptoms of heart failure including shortness of breath, tiredness, swelling of your ankles or feet and sudden weight gain. Treatment with TZDs and TRESIBA may need to be adjusted or stopped by your healthcare provider if you have new or worse heart failure.

Your insulin dose may need to change because of:

- change in level of physical activity or exercise
- increased stress
- change in diet
- weight gain or loss
- illness

Common side effects of TRESIBA may include:

- serious allergic reactions (whole body reactions), reactions at the injection site, skin thickening or pits at the injection site (lipodystrophy), itching, rash, swelling of your hands and feet, and weight gain.

Get emergency medical help if you have:

- trouble breathing, shortness of breath, fast heartbeat, swelling of your face, tongue, or throat, sweating, extreme drowsiness, dizziness, confusion.

These are not all the possible side effects of TRESIBA. Call your doctor for medical advice about side effects. You may report side effects to FDA at 1-800-FDA-1088.

General information about the safe and effective use of TRESIBA.

Medicines are sometimes prescribed for purposes other than those listed in a Patient Information leaflet. You can ask your pharmacist or healthcare provider for information about TRESIBA that is written for health professionals. Do not use TRESIBA for a condition for which it was not prescribed. Do not give TRESIBA to other people, even if they have the same symptoms that you have. It may harm them.

What are the ingredients in TRESIBA?

Active Ingredient: insulin degludec

Inactive Ingredients: glycerin, metacresol, phenol, zinc, and Water for Injection, USP. Hydrochloric acid or sodium hydroxide may be added.

Manufactured by: Novo Nordisk Inc., Plainsboro, NJ 08536, U.S. License Number 1261

For more information, go to www.novonordisk-us.com or call 1-800-727-6500.

INSTRUCTIONS FOR USE
TRESIBA® (tre-SI-bah)
(insulin degludec)
injection, for subcutaneous use
10 mL multiple-dose vial (100 units/mL, U-100)

Read this Instructions for Use before you start taking TRESIBA and each time you get a refill. There may be new information. This information does not take the place of talking to your healthcare provider about your medical condition or your treatment.

The vial is not recommended for use by the blind or visually impaired without the assistance of a person trained in the proper use of the product and insulin syringe.

Do not reuse or share syringes or needles with other people. You may give other people a serious infection or get a serious infection from them.

Supplies you will need to give your TRESIBA injection:









- a 10 mL TRESIBA vial
- a U-100 insulin syringe and needle
- 2 alcohol swabs
- 1 sharps container for throwing away used syringes and needles. See "Disposing of your used needles and syringes" at the end of these instructions.




Preparing your TRESIBA dose:

- **Do not** roll or shake the TRESIBA vial. Shaking the TRESIBA vial right before the dose is drawn into the syringe may cause bubbles or foam. This can cause you to draw up the wrong dose of insulin.
- The tamper-resistant cap should not be loose or damaged before the first use. **Do not** use if the tamper-resistant cap is loose or damaged before using TRESIBA for the first time.
- Wash your hands with soap and water.
- **Before you start to prepare your injection, check the TRESIBA label to make sure that you are taking the right type of insulin. This is especially important if you use more than 1 type of insulin.**
- Check that the TRESIBA vial is not cracked or damaged. **Do not** use if the TRESIBA vial is cracked or damaged.
- TRESIBA should look clear and colorless. **Do not** use TRESIBA if it is thick, cloudy, or is colored.
- **Do not** use TRESIBA past the expiration date printed on the label or 56 days after you start using the TRESIBA vial.






<p>Step 1: Pull off the tamper-resistant cap (See Figure A).</p> <p>Step 2: Wipe the rubber stopper with an alcohol swab (See Figure B).</p>	  <p>(Figure A Figure B)</p>
<p>Step 3: Hold the syringe with the needle pointing up. Pull down on the plunger until the tip of the plunger reaches the line for the number of units for your prescribed dose (See Figure C).</p>	 <p>(Figure C)</p>
<p>Step 4: Push the needle through the rubber stopper of the TRESIBA vial (See Figure D).</p>	 <p>(Figure D)</p>
<p>Step 5: Push the plunger all the way in. This puts air into the TRESIBA vial (See Figure E).</p>	 <p>(Figure E)</p>
<p>Step 6: Turn the TRESIBA vial and syringe upside down and slowly pull the plunger down until the tip of the plunger is a few units past the line for your dose (See Figure F).</p> <p>If there are air bubbles, tap the syringe gently a few times to let any air bubbles rise to the top (See Figure G).</p>	 <p>(Figure F)</p>  <p>(Figure G)</p>
<p>Step 7: Slowly push the plunger up until the tip of the plunger reaches the line for your prescribed TRESIBA dose (See Figure H).</p>	 <p>(Figure H)</p>
<p>Step 8: Check the syringe to make sure you have the</p>	

right dose of TRESIBA.	
<p>Step 9: Pull the syringe out of the rubber stopper on the TRESIBA vial (See Figure I).</p>	 <p>(Figure I)</p>

Giving your TRESIBA injection:

- Inject your TRESIBA exactly as your healthcare provider has shown you. Your healthcare provider should tell you if you need to pinch the skin before injecting.
- TRESIBA can be injected under the skin (subcutaneously) of your upper legs (thighs), upper arms, or stomach area (abdomen). Do not inject TRESIBA into your muscle.
- Change (rotate) your injection sites within the area you choose for each dose to reduce your risk of getting lipodystrophy (pits in skin or thickened skin) and localized cutaneous amyloidosis (skin with lumps) at the injection sites. **Do not** use the same injection site for each injection. **Do not** inject where the skin has pits, is thickened, or has lumps. **Do not** inject where the skin is tender, bruised, scaly or hard, or into scars or damaged skin.
- **Do not** dilute or mix TRESIBA with any other type of insulin or solutions.

<p>Step 10: Choose your injection site (thighs, upper arms, or abdomen) and wipe the skin with an alcohol swab (See Figure J).</p> <p>Let the injection site dry before you inject your dose.</p>	 <p>(Figure J)</p>
<p>Step 11: Insert the needle into your skin. Push down on the plunger to inject your dose (See Figure K).</p> <p>Make sure you have injected all the insulin in the syringe.</p>	 <p>(Figure K)</p>
<p>Step 12: Pull the needle out of your skin. After your injection, you may see a drop of TRESIBA at the needle tip.</p> <p>This is normal and does not affect the dose you just received (See Figure L).</p> <ul style="list-style-type: none"> • If you see blood after you take the needle out of your skin, press the injection site lightly with a piece of gauze or an alcohol swab. Do not rub the area. 	 <p>(Figure L)</p>

After your injection:

- **Do not** recap the needle. Recapping the needle can lead to needle stick injury.

Disposing of your used needles and syringes:

Put your used insulin needles and syringes in a FDA-cleared sharps disposal container right away after use. Do not throw away (dispose of) loose needles and syringes in your household trash.

If you do not have a FDA-cleared sharps disposal container, you may use a household container that is:

- made of a heavy-duty plastic
 - can be closed with a tight-fitting, puncture-resistant lid, without sharps being able to come out
 - upright and stable during use
 - leak-resistant
 - properly labeled to warn of hazardous waste inside the container.
- When your sharps disposal container is almost full, you will need to follow your community guidelines for the right way to dispose of your sharps disposal container. There may be state or local laws about how you should throw away used needles and syringes. Do not reuse or share needles or syringes with another person. For more information about safe sharps disposal, and for specific information about sharps disposal in the state that you live in, go to the FDA's website at: <http://www.fda.gov/safesharpsdisposal>.
 - Do not dispose of your used sharps disposal container in your household trash unless your community guidelines permit this. Do not recycle your used sharps disposal container.

How should I store TRESIBA?

Before use:

- Store unopened TRESIBA vials in the refrigerator at 36°F to 46°F (2°C to 8°C) in the original carton to protect from light.
- **Do not** freeze TRESIBA. **Do not** use TRESIBA if it has been frozen.
- Unused TRESIBA vials may be used until the expiration date printed on the label, if they are kept in the refrigerator.
- After 56 days, throw away TRESIBA vials that have been kept at room temperature (up to 86°F (30°C)).

Vial in use:

- Store the TRESIBA vial you are currently using in the refrigerator between 36°F to 46°F (2°C to 8°C) or keep at room temperature up to 86°F (30°C) in the original carton to protect from light.
- Keep TRESIBA away from direct heat or light.
- The TRESIBA vial you are using should be thrown away after 56 days, even if it still has insulin left in it and the expiration date has not passed.

General information about the safe and effective use of TRESIBA

- **Keep TRESIBA vials, syringes, and needles out of the reach of children.**
- **Always** use a new syringe and needle for each injection to help ensure sterility and prevent blocked needles.
- **Do not** reuse or share syringes or needles with other people. You may give other people a serious infection or get a serious infection from them.

This Instructions for Use has been approved by the U.S. Food and Drug Administration.

Manufactured by:

Novo Nordisk Inc.
800 Scudders Mill Road
Plainsboro, NJ 08536
U.S. License Number 1261

Novo Nordisk® and TRESIBA® are registered trademarks of Novo Nordisk A/S.

Patent Information:

<http://novonordisk-us.com/products/product-patents.html>

© 2015-2022 Novo Nordisk

For information contact:

Novo Nordisk Inc.
Plainsboro, NJ 08536
1-800-727-6500 (Se habla español)
www.novonordisk-us.com

Revised: 07/2022

INSTRUCTIONS FOR USE
TRESIBA® (tre-SI-bah)
(insulin degludec)
injection, for subcutaneous use
FlexTouch® Pen 100 units/mL

Please read the following instructions carefully before using your TRESIBA FlexTouch Pen.

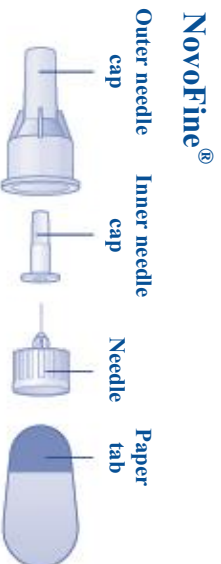
- Do not share your TRESIBA FlexTouch Pen with other people, even if the needle is changed. You may give other people a serious infection, or get a serious infection from them.
- TRESIBA FlexTouch Pen 100 units/mL (“Pen”) is a prefilled disposable, single-patient-use insulin pen containing 300 units of insulin degludec. You can inject from 1 to 80 units in a single injection. The units can be increased by 1 unit at a time.
- This Pen is not recommended for use by the blind or visually impaired without the assistance of a person trained in the proper use of the product.

Supplies you will need to give your TRESIBA injection:

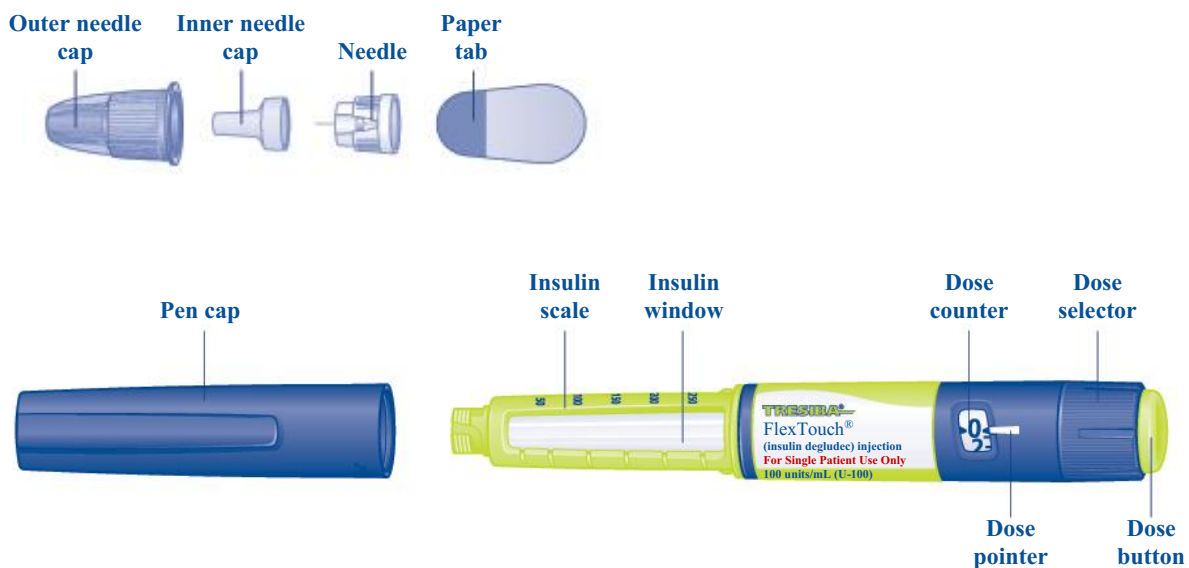
- TRESIBA FlexTouch Pen
- a new NovoFine or NovoTwist needle
- alcohol swab
- a sharps container for throwing away used Pens and needles. See “After your injection” at the end of these instructions.

Preparing your TRESIBA FlexTouch Pen:

- Wash your hands with soap and water.
- Before you start to prepare your injection, check the TRESIBA FlexTouch Pen label to make sure you are taking the right type of insulin. This is especially important if you take more than 1 type of insulin.
- TRESIBA should look clear and colorless. Do not use TRESIBA if it is cloudy or colored.
- Do not use TRESIBA past the expiration date printed on the label or 56 days after you start using the Pen.
- Always use a new needle for each injection to help ensure sterility and prevent blocked needles. Do not reuse or share needles with another person. You may give other people a serious infection, or get a serious infection from them.



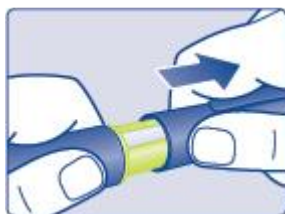
NovoTwist®



(Figure A)

Step 1:

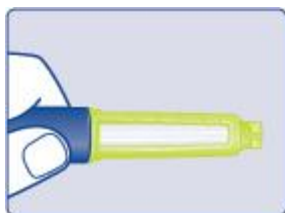
- Pull Pen cap straight off (See Figure B).



(Figure B)

Step 2:

- **Check the liquid in the Pen** (See Figure C). TRESIBA should look clear and colorless. **Do not** use it if it looks cloudy or colored.



(Figure C)

Step 3:

- **Select a new needle.**
- Pull off the paper tab from the outer needle cap (See Figure D).



(Figure D)

Step 4:

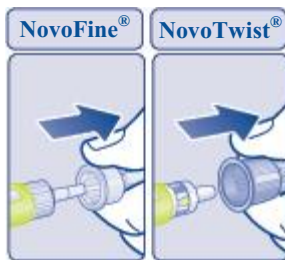
- Push the capped needle straight onto the Pen and twist the needle on until it is tight (See Figure E).



(Figure E)

Step 5:

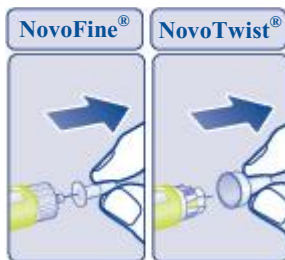
- Pull off the outer needle cap. **Do not** throw it away (See Figure F).



(Figure F)

Step 6:

- Pull off the inner needle cap and throw it away (See Figure G).



(Figure G)

Priming your TRESIBA FlexTouch Pen:

Step 7:

- Turn the dose selector to **select 2 units** (See Figure H).



(Figure H)

Step 8:

- Hold the Pen with the needle pointing up. Tap the top of the Pen gently a few times to let any air bubbles rise to the top (See Figure I).



(Figure I)

Step 9:

- **Hold the Pen with the needle pointing up.** Press and hold in the dose button until the dose counter shows “0”. The “0” must line up with the dose pointer.
- A drop of insulin should be seen at the needle tip (See Figure J).
 - o If you **do not** see a drop of insulin, repeat steps 7 to 9, no more than 6 times.
 - o If you **still do not** see a drop of insulin, change the needle and repeat steps 7 to 9.



(Figure J)

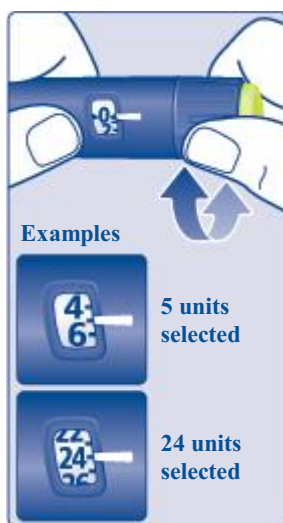
Selecting your dose:

Step 10:

TRESIBA FlexTouch Pen 100 units/mL is made to deliver the number of insulin units that your healthcare provider prescribed. **Do not perform any dose conversion.**


Check to make sure the dose selector is set at 0.

- **Turn the dose selector to select the number of units you need to inject.** The dose pointer should line up with your dose (See Figure K).
 - o If you select the wrong dose, you can turn the dose selector forwards or backwards to the correct dose.
 - o The **even** numbers are printed on the dial.
 - o The **odd** numbers are shown as lines.



(Figure K)

- The TRESIBA FlexTouch Pen insulin scale will show you how much insulin is left in your Pen (See Figure L).

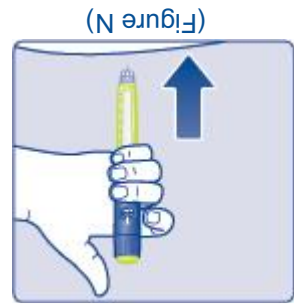


(Figure L)

- **To see how much insulin is left in your TRESIBA FlexTouch Pen:**
 - o Turn the dose selector until it stops. The dose counter will line up with the number of units of insulin that is left in your Pen. If the dose counter shows 80, there are **at least 80** units left in

- o The "0" must line up with the dose pointer. You may then hear or feel a click.
- **Press and hold down the dose button until the dose counter shows "0"** (See Figure O).

Step 13:



- o **Make sure you can see the dose counter. Do not** cover it with your fingers, this can stop your injection.
- **Insert the needle into your skin** (See Figure N).

Step 12:



- Choose your injection site (thighs, upper arms, or abdomen) and wipe the skin with an alcohol swab (See Figure M). Let the injection site dry before you inject your dose.

Step 11:

- Change (rotate) your injection sites within the area you choose for each dose to reduce your risk of getting lipodystrophy (pits in skin or thickened skin) and localized cutaneous amyloidosis (skin with lumps) at the injection sites. **Do not** use the same injection site for each injection. **Do not** inject where the skin has pits, is thickened, or has lumps. **Do not** inject where the skin is tender, bruised, scaly or hard, or into scars or damaged skin.
- TRSIBA can be injected under the skin (subcutaneously) of your upper legs (thighs), upper arms, or stomach area (abdomen).
- Inject your TRSIBA exactly as your healthcare provider has shown you. Your healthcare provider should tell you if you need to pinch the skin before injecting.

Giving your injection:

- o If the dose counter shows **less than 80**, the number shown in the dose counter is the number of units left in your Pen.

your Pen.



(Figure O)

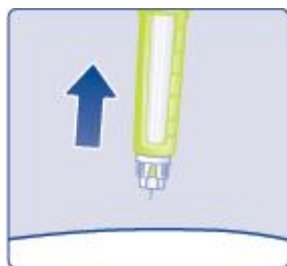
- **Keep the needle in your skin** after the dose counter has returned to “0” and **slowly count to 6** (See Figure P).
 - **When the dose counter returns to “0”, you will not get your full dose until 6 seconds later.**
 - **If the needle is removed before you count to 6, you may see a stream of insulin coming from the needle tip.**
 - **If you see a stream of insulin coming from the needle tip you will not get your full dose. If this happens you should check your blood sugar levels more often because you may need more insulin.**



(Figure P)

Step 14:

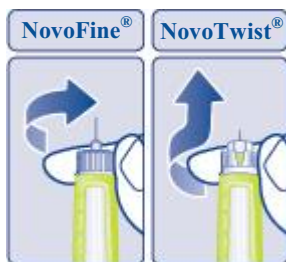
- **Pull the needle out of your skin** (See Figure Q).
 - If you see blood after you take the needle out of your skin, press the injection site lightly with a piece of gauze or an alcohol swab. **Do not** rub the area.



(Figure Q)

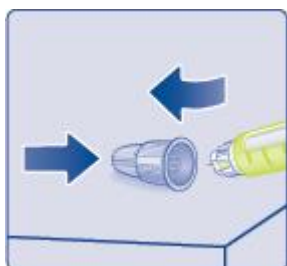
Step 15:

- **Carefully remove the needle from the Pen and throw it away** (See Figure R).
 - **Do not** recap the needle. Recapping the needle can lead to needle stick injury.



(Figure R)

- If you **do not** have a sharps container, carefully slip the needle into the outer needle cap (See Figure S). Safely remove the needle and throw it away as soon as you can.

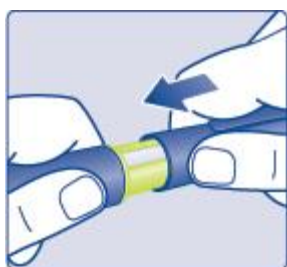


(Figure S)

- o **Do not** store the Pen with the needle attached. Storing without the needle attached helps prevent leaking, blocking of the needle, and air from entering the Pen.

Step 16:

- Replace the Pen cap by pushing it straight on (See Figure T).



(Figure T)

After your injection:

- The used TRESIBA FlexTouch Pen may be thrown away in your household trash after you have removed the needle.
- Put your used needles in a FDA-cleared sharps disposal container right away after use. Do not throw away (dispose of) loose needles in your household trash.
- If you do not have a FDA-cleared sharps disposal container, you may use a household container that is:
 - o made of a heavy-duty plastic
 - o can be closed with a tight-fitting, puncture-resistant lid, without sharps being able to come out
 - o upright and stable during use
 - o leak-resistant
 - o properly labeled to warn of hazardous waste inside the container
- When your sharps disposal container is almost full, you will need to follow your community guidelines for the right way to dispose of your sharps disposal container. There may be state or local laws about how you should throw away used needles and syringes. Do not reuse or share needles or syringes with another person. For more information about the safe sharps disposal,

and for specific information about sharps disposal in the state that you live in, go to the FDA's website at: <http://www.fda.gov/safesharpsdisposal>.

- Do not dispose of your used sharps disposal container in your household trash unless your community guidelines permit this. Do not recycle your used sharps disposal container.

How should I store my TRESIBA FlexTouch Pen?

Before use:

- Store unused TRESIBA FlexTouch Pens in the refrigerator at 36°F to 46°F (2°C to 8°C).
- **Do not** freeze TRESIBA. **Do not** use TRESIBA if it has been frozen.
- Unused Pens may be used until the expiration date printed on the label, if kept in the refrigerator.

Pen in use:

- Store the Pen you are currently using in the refrigerator between 36°F to 46°F (2°C to 8°C) or keep at room temperature up to 86°F (30°C).
- Keep TRESIBA away from heat or light.
- The TRESIBA FlexTouch Pen you are using should be thrown away after 56 days if it is refrigerated or kept at room temperature, even if it still has insulin left in it and the expiration date has not passed.

General Information about the safe and effective use of TRESIBA.

- **Keep TRESIBA FlexTouch Pens and needles out of the reach of children.**
- **Always** use a new needle for each injection.
- **Do not** share TRESIBA FlexTouch Pens or needles with other people. You may give other people a serious infection, or get a serious infection from them.

This Instructions for Use has been approved by the U.S. Food and Drug Administration.

Manufactured by:

Novo Nordisk Inc.
800 Scudders Mill Road
Plainsboro, NJ 08536
U.S. License Number 1261

Revised: 07/2022



For more information go to www.TRESIBA.com

© 2015-2022 Novo Nordisk

TRESIBA®
FlexTouch®
(insulin degludec) injection
100 units/mL

Read before first use

INSTRUCTIONS FOR USE
TRESIBA® (tre-SI-bah)
(insulin degludec)
injection, for subcutaneous use
FlexTouch® Pen 200 units/mL

Please read the following instructions carefully before using your TRESIBA FlexTouch Pen.

- **Do not share your TRESIBA FlexTouch Pen with other people, even if the needle is changed. You may give other people a serious infection, or get a serious infection from them.**
- **TRESIBA FlexTouch Pen 200 units/mL (“Pen”) is a prefilled disposable, single-patient-use insulin pen** containing 600 units of insulin degludec. You can inject from 2 to 160 units in a single injection. The units can be increased by 2 units at a time.
- **Do not use a syringe to remove insulin from your Pen.** If you do, you will get too many units of insulin because the scale on most syringes is for measuring U-100 insulin doses only.
- **This Pen is not recommended for use by the blind or visually impaired without the assistance of a person trained in the proper use of the product.**

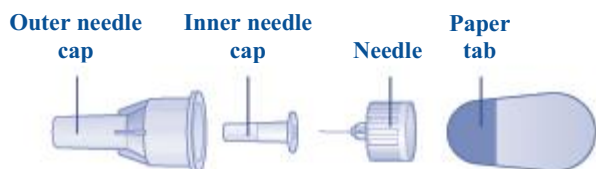
Supplies you will need to give your TRESIBA injection:

- TRESIBA FlexTouch Pen
- a new NovoFine or NovoTwist needle
- alcohol swab
- a sharps container for throwing away used Pens and needles. **See “After your injection” at the end of these instructions.**

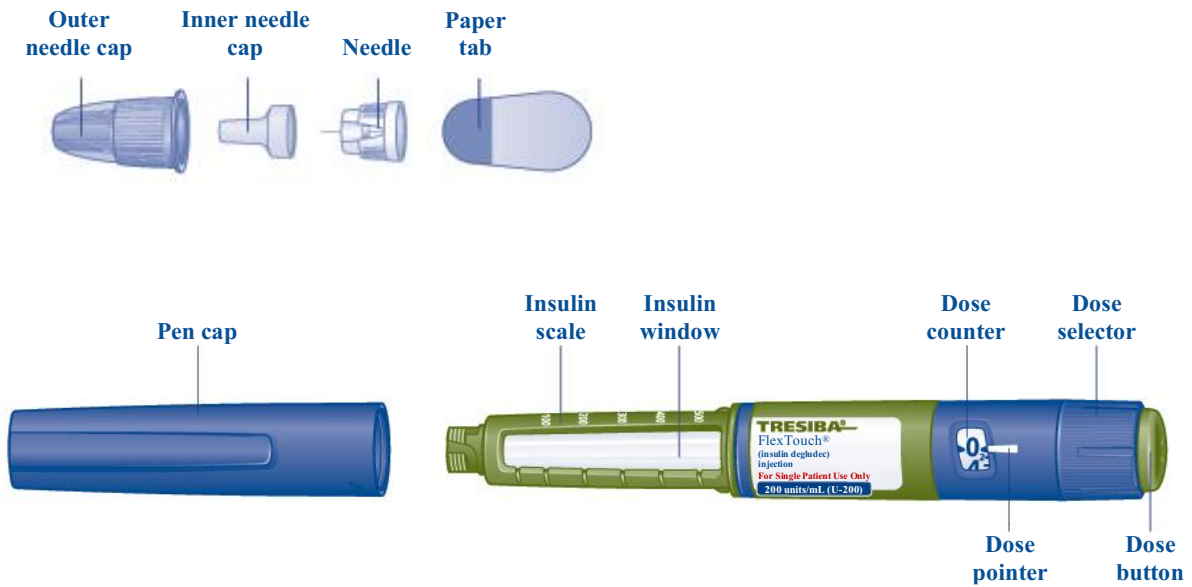
Preparing your TRESIBA FlexTouch Pen:

- Wash your hands with soap and water.
- **Before you start to prepare your injection, check the TRESIBA FlexTouch Pen label to make sure you are taking the right type of insulin. This is especially important if you take more than 1 type of insulin.**
- TRESIBA should look clear and colorless. **Do not** use TRESIBA if it is cloudy or colored.
- **Do not** use TRESIBA past the expiration date printed on the label or 56 days after you start using the Pen.
- **Always use a new needle for each injection to help ensure sterility and prevent blocked needles. Do not reuse or share needles with another person. You may give other people a serious infection, or get a serious infection from them.**

NovoFine®



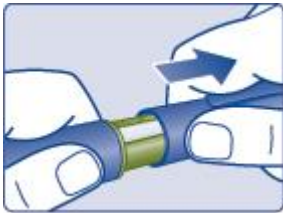
NovoTwist®



(Figure A)

Step 1:

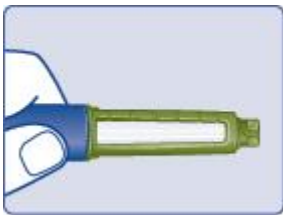
- Pull Pen cap straight off (See Figure B).



(Figure B)

Step 2:

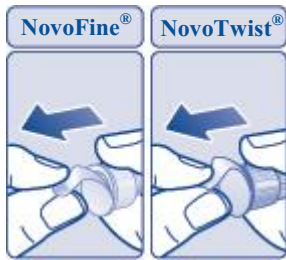
- **Check the liquid in the Pen** (See Figure C). TRESIBA should look clear and colorless. **Do not** use it if it looks cloudy or colored.



(Figure C)

Step 3:

- **Select a new needle.**
- Pull off the paper tab from the outer needle cap (See Figure D).



(Figure D)

Step 4:

- Push the capped needle straight onto the Pen and twist the needle on until it is tight (See Figure E).



(Figure E)

Step 5:

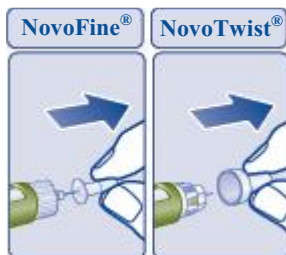
- Pull off the outer needle cap. **Do not** throw it away (See Figure F).



(Figure F)

Step 6:

- Pull off the inner needle cap and throw it away (See Figure G).



(Figure G)

Priming your TRESIBA FlexTouch Pen:

Step 7:

- Turn the dose selector to **select 2 units** (See Figure H).



(Figure H)

Step 8:

- Hold the Pen with the needle pointing up. Tap the top of the Pen gently a few times to let any air bubbles rise to the top (See Figure I).



(Figure I)

Step 9:

- **Hold the Pen with the needle pointing up.** Press and hold in the dose button until the dose counter shows “0”. The “0” must line up with the dose pointer.
- A drop of insulin should be seen at the needle tip (See Figure J).
 - If you **do not** see a drop of insulin, repeat steps 7 to 9, no more than 6 times.
 - If you **still do not** see a drop of insulin, change the needle and repeat steps 7 to 9.



(Figure J)

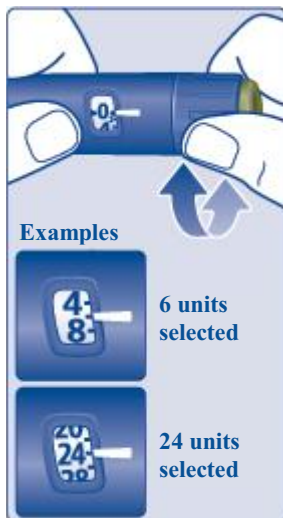
Selecting your dose:

Step 10:

TRESIBA FlexTouch Pen 200 units/mL is made to deliver the number of insulin units that your healthcare provider prescribed. **Do not perform any dose conversion.**

Check to make sure the dose selector is set at 0.

- **Turn the dose selector to select the number of units you need to inject.** The dose pointer should line up with your dose (See Figure K).
 - If you select the wrong dose, you can turn the dose selector forwards or backwards to the correct dose.
 - Each line on the dial is an even number.



(Figure K)

- The TRESIBA FlexTouch Pen insulin scale will show you how much insulin is left in your Pen (See Figure L).



(Figure L)

- **To see how much insulin is left in your TRESIBA FlexTouch Pen:**

- Turn the dose selector until it stops. The dose counter will line up with the number of units of insulin that is left in your Pen. If the dose counter shows 160, there are **at least 160** units left in your Pen.
- If the dose counter shows **less than 160**, the number shown in the dose counter is the number of units left in your Pen.

Giving your injection:

- Inject your TRFSIBA exactly as your healthcare provider has shown you. Your healthcare provider should tell you if you need to pinch the skin before injecting.
- TRFSIBA can be injected under the skin (subcutaneously) of your upper legs (thighs), upper arms, or stomach area (abdomen).
- Change (rotate) your injection sites within the area you choose for each dose to reduce your risk of getting lipodystrophy (pits in skin or thickened skin) and localized cutaneous amyloidosis (skin with lumps) at the injection sites. **Do not** use the same injection site for each injection. **Do not** inject where the skin has pits, is thickened, or has lumps. **Do not** inject where the skin is tender, bruised, scaly or hard, or into scars or damaged skin.

Step 11:

- Choose your injection site (thighs, upper arms, or abdomen) and wipe the skin with an alcohol swab (See Figure M). Let the injection site dry before you inject your dose.



(Figure M)

Step 12:

- **Insert the needle into your skin** (See Figure N).
- **Make sure you can see the dose counter. Do not** cover it with your fingers, this can stop your injection.



(Figure N)

Step 13:

- **Press and hold down the dose button until the dose counter shows "0"** (See Figure O).
- The "0" must line up with the dose pointer. You may then hear or feel a click.



(Figure O)

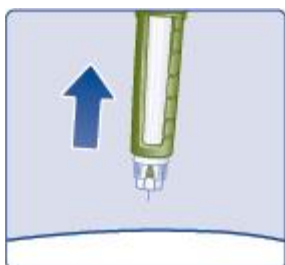
- **Keep the needle in your skin after** the dose counter has returned to “0” and **slowly count to 6** (See Figure P).
 - **When the dose counter returns to “0”, you will not get your full dose until 6 seconds later.**
 - **If the needle is removed before you count to 6, you may see a stream of insulin coming from the needle tip.**
 - **If you see a stream of insulin coming from the needle tip you will not get your full dose. If this happens you should check your blood sugar levels more often because you may need more insulin.**



(Figure P)

Step 14:

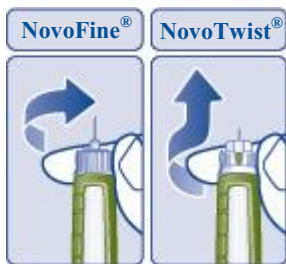
- **Pull the needle out of your skin** (See Figure Q).
 - If you see blood after you take the needle out of your skin, press the injection site lightly with a piece of gauze or an alcohol swab. **Do not** rub the area.



(Figure Q)

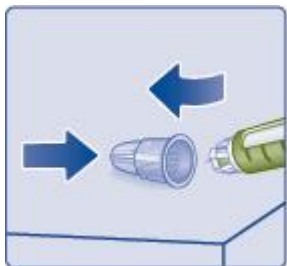
Step 15:

- **Carefully remove the needle from the Pen and throw it away** (See Figure R).
 - **Do not** recap the needle. Recapping the needle can lead to needle stick injury.



(Figure R)

- If you **do not** have a sharps container, carefully slip the needle into the outer needle cap (See Figure S). Safely remove the needle and throw it away as soon as you can.

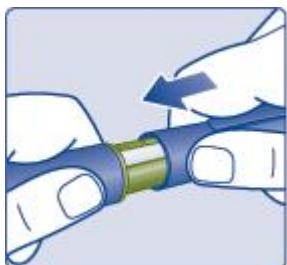


(Figure S)

- **Do not** store the Pen with the needle attached. Storing without the needle attached helps prevent leaking, blocking of the needle, and air from entering the Pen.

Step 16:

- Replace the Pen cap by pushing it straight on (See Figure T).



(Figure T)

After your injection:

- The used TRESIBA FlexTouch Pen may be thrown away in your household trash after you have removed the needle.
- Put your used needles in a FDA-cleared sharps disposal container right away after use. Do not throw away (dispose of) loose needles in your household trash.
- If you do not have a FDA-cleared sharps disposal container, you may use a household container that is:
 - made of a heavy-duty plastic
 - can be closed with a tight-fitting, puncture-resistant lid, without sharps being able to come out
 - upright and stable during use
 - leak-resistant
 - properly labeled to warn of hazardous waste inside the container

- When your sharps disposal container is almost full, you will need to follow your community guidelines for the right way to dispose of your sharps disposal container. There may be state or local laws about how you should throw away used needles and syringes. Do not reuse or share needles or syringes with another person. For more information about the safe sharps disposal, and for specific information about sharps disposal in the state that you live in, go to the FDA's website at: <http://www.fda.gov/safesharpsdisposal>.
- Do not dispose of your used sharps disposal container in your household trash unless your community guidelines permit this. Do not recycle your used sharps disposal container.

How should I store my TRESIBA FlexTouch Pen?

Before use:

- Store unused TRESIBA FlexTouch Pens in the refrigerator at 36°F to 46°F (2°C to 8°C).
- **Do not** freeze TRESIBA. **Do not** use TRESIBA if it has been frozen.
- Unused Pens may be used until the expiration date printed on the label, if kept in the refrigerator.

Pen in use:

- Store the Pen you are currently using in the refrigerator between 36°F to 46°F (2°C to 8°C) or keep at room temperature up to 86°F (30°C).
- Keep TRESIBA away from heat or light.
- The TRESIBA FlexTouch Pen you are using should be thrown away after 56 days if it is refrigerated or kept at room temperature, even if it still has insulin left in it and the expiration date has not passed.

General Information about the safe and effective use of TRESIBA.

- **Keep TRESIBA FlexTouch Pens and needles out of the reach of children.**
- **Always** use a new needle for each injection.
- **Do not** share TRESIBA FlexTouch Pens or needles with other people. You may give other people a serious infection, or get a serious infection from them.

This Instructions for Use has been approved by the U.S. Food and Drug Administration.

Manufactured by:

Novo Nordisk Inc.
800 Scudders Mill Road
Plainsboro, NJ 08536
U.S. License Number 1261

Revised: 07/2022



For more information go to www.TRESIBA.com

© 2015-2022 Novo Nordisk

TRESIBA®
FlexTouch®
(insulin degludec) injection
200 units/mL

Read before first use

HIGHLIGHTS OF PRESCRIBING INFORMATION

These highlights do not include all the information needed to use INSULIN DEGLUDEC safely and effectively. See full prescribing information for INSULIN DEGLUDEC.

INSULIN DEGLUDEC injection, for subcutaneous use

Initial U.S. Approval: 2015

This product is Tresiba (insulin degludec).

INDICATIONS AND USAGE

Insulin Degludec is a long-acting human insulin analog indicated to improve glycemic control in patients 1 year of age and older with diabetes mellitus (1).

Limitations of Use:

- Not recommended for the treatment of diabetic ketoacidosis.

DOSAGE AND ADMINISTRATION

- See Full Prescribing Information for important administration instructions (2.1).
- Inject Insulin Degludec subcutaneously into the thigh, upper arm, or abdomen (2.1).
- Rotate injection sites to reduce risk of lipodystrophy and localized cutaneous amyloidosis (2.1).
- For pediatric patients requiring less than 5 units of Insulin Degludec each day, use an Insulin Degludec U-100 vial (2.1).
- In adults, inject subcutaneously once daily at any time of day (2.2).
- In pediatric patients inject subcutaneously once daily at the same time every day (2.2).
- Individualize dose based on type of diabetes, metabolic needs, blood glucose monitoring results and glycemic control goal (2.2).
- The recommended days between dose increases are 3 to 4 days (2.2).
- See Full Prescribing Information for recommended starting dose in insulin naïve patients and patients already on insulin therapy (2.3, 2.4).

DOSAGE FORMS AND STRENGTHS

Injection: Available As:

- 100 units/mL (U-100): 3 mL single-patient-use FlexTouch® prefilled pen (3).
- 100 units/mL (U-100): 10 mL multiple-dose vial (3).
- 200 units/mL (U-200): 3 mL single-patient-use FlexTouch® prefilled pen (3).

CONTRAINDICATIONS

- During episodes of hypoglycemia (4).
- Hypersensitivity to insulin degludec or any of the excipients in Insulin Degludec (4).

WARNINGS AND PRECAUTIONS

- Never share an Insulin Degludec FlexTouch pen, insulin syringe, or needle between patients, even if the needle is changed (5.1).
- Hyperglycemia or hypoglycemia with changes in insulin regimen: Make changes to a patient's insulin regimen (e.g., insulin strength, manufacturer, type, injection site or method of administration) under close medical supervision with increased frequency of blood glucose monitoring (5.2).
- Hypoglycemia: May be life-threatening. Increase monitoring with changes to: insulin dosage, concomitant drugs, meal pattern, physical activity; and in patients with renal impairment or hepatic impairment or hypoglycemia unawareness (5.3, 5.4, 6.1).
- Hypoglycemia due to medication errors: Accidental mix-ups between insulin products can occur. Instruct patients to check insulin labels before injection. DO NOT transfer Insulin Degludec from the Insulin Degludec pen into a syringe for administration as overdosage and severe hypoglycemia can result (5.4).
- Hypersensitivity reactions: Severe, life-threatening, generalized allergy, including anaphylaxis, can occur. Discontinue Insulin Degludec, monitor and treat if indicated (5.5).
- Hypokalemia: May be life-threatening. Monitor potassium levels in patients at risk for hypokalemia and treat if indicated (5.6).
- Fluid retention and heart failure with concomitant use of Thiazolidinediones (TZDs): Observe for signs and symptoms of heart failure; consider dosage reduction or discontinuation if heart failure occurs (5.7).

ADVERSE REACTIONS

Adverse reactions commonly associated with Insulin Degludec are:

- hypoglycemia, allergic reactions, injection site reactions, lipodystrophy, pruritus, rash, edema and weight gain (6.1).

To report SUSPECTED ADVERSE REACTIONS, contact Novo Nordisk Pharma, Inc. at 1-800-727-6500 or FDA at 1-800-FDA-1088 or www.fda.gov/medwatch.

DRUG INTERACTIONS

- Drugs that Affect Glucose Metabolism: Adjustment of insulin dosage may be needed. (7)
- Antiadrenergic Drugs (e.g., beta-blockers, clonidine, guanethidine, and reserpine): Signs and symptoms of hypoglycemia may be reduced or absent. (5.3, 7)

See 17 for PATIENT COUNSELING INFORMATION and FDA-approved patient labeling.

Revised: 07/2022

FULL PRESCRIBING INFORMATION: CONTENTS*

1 INDICATIONS AND USAGE

2 DOSAGE AND ADMINISTRATION

- 2.1 Important Administration Instructions
- 2.2 General Dosing Instructions
- 2.3 Starting Dose in Insulin Naïve Patients
- 2.4 Switching to Insulin Degludec from Other Insulin Therapies

3 DOSAGE FORMS AND STRENGTHS

4 CONTRAINDICATIONS

5 WARNINGS AND PRECAUTIONS

- 5.1 Never Share an Insulin Degludec FlexTouch Pen, Needle, or Insulin Syringe Between Patients
- 5.2 Hyperglycemia or Hypoglycemia with Changes in Insulin Regimen
- 5.3 Hypoglycemia
- 5.4 Hypoglycemia Due to Medication Errors
- 5.5 Hypersensitivity Reactions
- 5.6 Hypokalemia
- 5.7 Fluid Retention and Congestive Heart Failure with Concomitant Use of a PPAR Gamma Agonist

6 ADVERSE REACTIONS

- 6.1 Clinical Trial Experience
- 6.2 Immunogenicity
- 6.3 Postmarketing Experience

7 DRUG INTERACTIONS

8 USE IN SPECIFIC POPULATIONS

- 8.1 Pregnancy
- 8.2 Lactation

8.4 Pediatric Use

8.5 Geriatric Use

8.6 Renal Impairment

8.7 Hepatic Impairment

10 OVERDOSAGE

11 DESCRIPTION

12 CLINICAL PHARMACOLOGY

- 12.1 Mechanism of Action
- 12.2 Pharmacodynamics
- 12.3 Pharmacokinetics

13 NONCLINICAL TOXICOLOGY

- 13.1 Carcinogenesis, Mutagenesis, Impairment of Fertility

14 CLINICAL STUDIES

- 14.1 Type 1 Diabetes – Adult
- 14.2 Type 1 Diabetes – Pediatric Patients 1 Year of Age and Older
- 14.3 Type 2 Diabetes – Adult
- 14.4 Safety Outcomes Trial

16 HOW SUPPLIED/STORAGE AND HANDLING

- 16.1 How Supplied
- 16.2 Recommended Storage

17 PATIENT COUNSELING INFORMATION

*Sections or subsections omitted from the full prescribing information are not listed.

FULL PRESCRIBING INFORMATION

1 INDICATIONS AND USAGE

Insulin Degludec is indicated to improve glycemic control in patients 1 year of age and older with diabetes mellitus.

Limitations of Use

- Not recommended for the treatment of diabetic ketoacidosis.

2 DOSAGE AND ADMINISTRATION

2.1 Important Administration Instructions

- Always check insulin labels before administration. This product is Tresiba (insulin degludec) [*see Warnings and Precautions (5.4)*].
- Inspect visually for particulate matter and discoloration. Only use Insulin Degludec if the solution appears clear and colorless.
- Inject Insulin Degludec subcutaneously into the thigh, upper arm, or abdomen.
- Rotate injection sites within the same region from one injection to the next to reduce the risk of lipodystrophy and localized cutaneous amyloidosis. Do not inject into areas of lipodystrophy or localized cutaneous amyloidosis [*see Warnings and Precautions (5.2), Adverse Reactions (6.1, 6.3)*].
- During changes to a patient's insulin regimen, increase the frequency of blood glucose monitoring [*see Warnings and Precautions (5.2)*].
- For pediatric patients requiring less than 5 units of Insulin Degludec each day, use the Insulin Degludec U-100 vial.
- DO NOT administer Insulin Degludec intravenously or in an insulin infusion pump.
- DO NOT dilute or mix Insulin Degludec with any other insulin or solution.
- DO NOT transfer Insulin Degludec from the Insulin Degludec FlexTouch pen into a syringe for administration [*see Warnings and Precautions (5.4)*].
- Use Insulin Degludec FlexTouch pens with caution in patients with visual impairment that may rely on audible clicks to dial their dose.

2.2 General Dosing Instructions

- Insulin Degludec is available in 2 concentrations (U-100 and U-200):
 - Insulin Degludec U-100 is available, as a single-patient use FlexTouch pen and multiple-dose vial.
 - The FlexTouch pen delivers doses in 1 unit increments and can deliver up to 80 units in a single injection.
 - Insulin Degludec U-200 is available as a single-patient-use FlexTouch pen.
 - The FlexTouch pen delivers doses in 2 unit increments and can deliver up to 160 units in a single injection.
- DO NOT perform dose conversion when using the Insulin Degludec U-100 or U-200 FlexTouch pens. The dose window shows the number of insulin units to be delivered and no conversion is needed.
- In adults, inject Insulin Degludec subcutaneously once-daily at any time of day.
- In pediatric patients inject Insulin Degludec subcutaneously once-daily at the same time every day.
- Individualize and titrate the dose of Insulin Degludec based on the patient's metabolic needs, blood glucose monitoring results, and glycemic control goal.
- The recommended days between dose increases are 3 to 4 days.

- Dose adjustments may be needed with changes in physical activity, changes in meal patterns (i.e., macronutrient content or timing of food intake), changes in renal or hepatic function or during acute illness to minimize the risk of hypoglycemia or hyperglycemia [see *Warnings and Precautions (5.3)*].
- For adult patients, instruct patients who miss a dose of Insulin Degludec to inject their daily dose during waking hours upon discovering the missed dose. Instruct patients to ensure that at least 8 hours have elapsed between consecutive Insulin Degludec injections.
- For pediatric patients, instruct patients who miss a dose of Insulin Degludec to contact their healthcare provider for guidance and to monitor blood glucose levels more frequently until the next scheduled Insulin Degludec dose.
- In patients with type 1 diabetes, Insulin Degludec must be used concomitantly with short-acting insulin.

2.3 Starting Dose in Insulin Naïve Patients

Recommended Starting Dosage in Patients with Type 1 Diabetes Mellitus:

The recommended starting dose of Insulin Degludec in insulin naïve patients with type 1 diabetes is approximately one-third to one-half of the total daily insulin dose. The remainder of the total daily insulin dose should be administered as a short-acting insulin and divided between each daily meal. As a general rule, 0.2 to 0.4 units of insulin per kilogram of body weight can be used to calculate the initial total daily insulin dose in insulin naïve patients with type 1 diabetes.

Recommended Starting Dosage in Patients with Type 2 Diabetes Mellitus:

The recommended starting dose of Insulin Degludec in insulin naïve patients with type 2 diabetes mellitus is 10 units once daily.

2.4 Switching to Insulin Degludec from Other Insulin Therapies

Dosage adjustments are recommended to lower the risk of hypoglycemia when switching patients to Insulin Degludec from another insulin therapy [see *Warnings and Precautions (5.3)*].

Adults with Type 1 or Type 2 Diabetes Mellitus:

Start Insulin Degludec at the same unit dose as the total daily long or intermediate-acting insulin unit dose.

Pediatric Patients 1 Year of Age and Older with Type 1 or Type 2 Diabetes Mellitus:

Start Insulin Degludec at 80% of the total daily long or intermediate-acting insulin unit dose to minimize the risk of hypoglycemia [see *Warnings and Precautions (5.2)*].

3 DOSAGE FORMS AND STRENGTHS

Injection: Available as a clear and colorless solution:

- 100 units/mL (U-100): 3 mL single-patient-use FlexTouch prefilled pen
- 100 units/mL (U-100): 10 mL multiple-dose vial
- 200 units/mL (U-200): 3 mL single-patient-use FlexTouch prefilled pen

4 CONTRAINDICATIONS

Insulin Degludec is contraindicated:

- During episodes of hypoglycemia [see *Warnings and Precautions (5.3)*].

- In patients with hypersensitivity to insulin degludec or any of the excipients in Insulin Degludec [*see Warnings and Precautions (5.5)*].

5 WARNINGS AND PRECAUTIONS

5.1 Never Share an Insulin Degludec FlexTouch Pen, Needle, or Insulin Syringe Between Patients

Insulin Degludec FlexTouch disposable prefilled pens should never be shared between patients, even if the needle is changed. Patients using Insulin Degludec vials should never share needles or syringes with another person. Sharing poses a risk for transmission of blood-borne pathogens.

5.2 Hyperglycemia or Hypoglycemia with Changes in Insulin Regimen

Changes in an insulin regimen (e.g., insulin strength, manufacturer, type, injection site or method of administration) may affect glycemic control and predispose to hypoglycemia [*see Warnings and Precautions (5.3)*] or hyperglycemia. Repeated insulin injections into areas of lipodystrophy or localized cutaneous amyloidosis have been reported to result in hyperglycemia; and a sudden change in the injection site (to an unaffected area) has been reported to result in hypoglycemia [*see Adverse Reactions (6.1, 6.3)*].

Make any changes to a patient's insulin regimen under close medical supervision with increased frequency of blood glucose monitoring. Advise patients who have repeatedly injected into areas of lipodystrophy or localized cutaneous amyloidosis to change the injection site to unaffected areas and closely monitor for hypoglycemia. For patients with type 2 diabetes, adjustments in concomitant anti-diabetic treatment may be needed [*see Dosage and Administration (2.4)*].

5.3 Hypoglycemia

Hypoglycemia is the most common adverse reaction of insulin, including Insulin Degludec [*see Adverse Reactions (6.1)*]. Severe hypoglycemia can cause seizures, may be life-threatening or cause death. Hypoglycemia can impair concentration ability and reaction time; this may place the patient and others at risk in situations where these abilities are important (e.g., driving or operating other machinery). Insulin Degludec, or any insulin, should not be used during episodes of hypoglycemia [*see Contraindications (4)*].

Hypoglycemia can happen suddenly and symptoms may differ in each patient and change over time in the same patient. Symptomatic awareness of hypoglycemia may be less pronounced in patients with longstanding diabetes, in patients with diabetic neuropathy, using drugs that block the sympathetic nervous system (e.g., beta-blockers) [*see Drug Interactions (7)*], or who experience recurrent hypoglycemia.

The long-acting effect of Insulin Degludec may delay recovery from hypoglycemia compared to shorter-acting insulins.

Risk Factors for Hypoglycemia

The risk of hypoglycemia generally increases with intensity of glycemic control. The risk of hypoglycemia after an injection is related to the duration of action of the insulin [*see Clinical Pharmacology (12.2)*] and, in general, is highest when the glucose lowering effect of the insulin is maximal. As with all insulins, the glucose lowering effect time course of Insulin Degludec may vary among different patients or at different times in the same patients and depends on many conditions, including the area of injection as well as the injection site blood supply and temperature.

Other factors which may increase the risk of hypoglycemia include changes in meal pattern (e.g., macronutrient content or timing of meals), changes in level of physical activity, or changes to concomitant drugs [*see Drug*

Interactions (7)]. Patients with renal or hepatic impairment may be at higher risk of hypoglycemia [*see Use in Specific Populations (8.6, 8.7)*].

Risk Mitigation Strategies for Hypoglycemia

Patients and caregivers must be educated to recognize and manage hypoglycemia. Self-monitoring of blood glucose plays an essential role in the prevention and management of hypoglycemia. In patients at higher risk for hypoglycemia and patients who have reduced symptomatic awareness of hypoglycemia, increased frequency of blood glucose monitoring is recommended.

5.4 Hypoglycemia Due to Medication Errors

Accidental mix-ups between insulin products, have been reported. To avoid medication errors between Insulin Degludec and other insulins, instruct patients to always check the insulin label before each injection.

To avoid dosing errors and potential overdose, never use a syringe to remove Insulin Degludec from the Insulin Degludec FlexTouch disposable insulin prefilled pen [*see Dosage and Administration (2.1) and Warnings and Precautions (5.3)*].

5.5 Hypersensitivity Reactions

Severe, life-threatening, generalized allergy, including anaphylaxis, can occur with insulins, including Insulin Degludec [*see Adverse Reactions (6.1)*]. If hypersensitivity reactions occur, discontinue Insulin Degludec; treat per standard of care and monitor until symptoms and signs resolve. Insulin Degludec is contraindicated in patients who have had hypersensitivity reactions to insulin degludec or any of the excipients.

5.6 Hypokalemia

All insulins, including Insulin Degludec, cause a shift in potassium from the extracellular to intracellular space, possibly leading to hypokalemia. Untreated hypokalemia may cause respiratory paralysis, ventricular arrhythmia, and death. Monitor potassium levels in patients at risk for hypokalemia if indicated (e.g., patients using potassium-lowering medications, patients taking medications sensitive to serum potassium concentrations).

5.7 Fluid Retention and Congestive Heart Failure with Concomitant Use of a PPAR Gamma Agonist

Thiazolidinediones (TZDs), which are peroxisome proliferator-activated receptor (PPAR)-gamma agonists can cause dose related fluid retention, when used in combination with insulin. Fluid retention may lead to or exacerbate congestive heart failure. Patients treated with insulin, including Insulin Degludec and a PPAR-gamma agonist should be observed for signs and symptoms of congestive heart failure. If congestive heart failure develops, it should be managed according to current standards of care and discontinuation or dose reduction of the PPAR-gamma agonist must be considered.

6 ADVERSE REACTIONS

The following adverse reactions are also discussed elsewhere:

- Hypoglycemia [*see Warnings and Precautions (5.3)*]
- Hypoglycemia due to Medication errors [*see Warnings and Precautions (5.4)*]
- Hypersensitivity reactions [*see Warnings and Precautions (5.5)*]
- Hypokalemia [*see Warnings and Precautions (5.6)*]

6.1 Clinical Trial Experience

Because clinical trials are conducted under widely varying conditions, adverse reaction rates observed in the clinical trials of a drug cannot be directly compared to rates in the clinical trials of another drug and may not reflect the rates observed in practice.

The safety of Insulin Degludec in subjects with type 1 diabetes or type 2 diabetes was evaluated in nine trials of 6-12 month duration in adults and in one trial of 12-month duration in pediatric patients 1 year of age and older with type 1 diabetes. The cardiovascular safety of Insulin Degludec was evaluated in one double-blinded, event-driven trial of 2-year median duration in patients with type 2 diabetes at high risk of cardiovascular events [see *Clinical Studies (14)*].

The data in Table 1 reflect the exposure of 1102 adults with type 1 diabetes to Insulin Degludec with a mean exposure duration to Insulin Degludec of 34 weeks in three open-label trials; Study A, B and C [see *Clinical Studies (14.1)*]. The mean age was 43 years and 1% were older than 75 years. Fifty-seven percent were male, 81% were White, 2% were Black or African American and 4% were Hispanic. The mean body mass index (BMI) was 26 kg/m². The mean duration of diabetes was 18 years and the mean HbA_{1c} at baseline was 7.8%. A history of neuropathy, ophthalmopathy, nephropathy and cardiovascular disease at baseline was reported in 11%, 16%, 7% and 0.5% respectively. The mean eGFR at baseline was 87 mL/min/1.73 m² and 7% of the patients had an eGFR less than 60 mL/min/1.73 m².

The data in Table 2 reflect the exposure of 2713 adults with type 2 diabetes to Insulin Degludec with a mean exposure duration to Insulin Degludec of 36 weeks in six open-label trials; Study D, E, F, G, H and I [see *Clinical Studies (14.3)*]. The mean age was 58 years and 3% were older than 75 years. Fifty-eight percent were male, 71% were White, 7% were Black or African American and 13% were Hispanic. The mean BMI was 30 kg/m². The mean duration of diabetes was 11 years and the mean HbA_{1c} at baseline was 8.3%. A history of neuropathy, ophthalmopathy, nephropathy and cardiovascular disease at baseline was reported for 14%, 10%, 6% and 0.6% of participants respectively. At baseline, the mean eGFR was 83 mL/min/1.73 m² and 9% had an eGFR less than 60 mL/min/1.73 m².

Common adverse reactions (excluding hypoglycemia) occurring in Insulin Degludec treated subjects during clinical trials in adult patients with type 1 diabetes mellitus and adults with type 2 diabetes mellitus are listed in Table 1 and Table 2, respectively. Common adverse reactions were defined as reactions occurring in ≥5% of the population studied. Hypoglycemia is not shown in these tables but discussed in a dedicated subsection below.

174 pediatric patients 1 year of age and older with type 1 diabetes were exposed to Insulin Degludec with a mean exposure to Insulin Degludec of 48 weeks. The mean age was 10 years: 25% were ages 1-5 years, 40% were ages 6-11 years, and 35% were ages 12-17 years. 55% were male, 78% were White, 3% were Black or African American and 4% were Hispanic. The mean body mass index (BMI) was 18.7 kg/m². The mean duration of diabetes was 3.9 years and the mean HbA_{1c} at baseline was 8.2%. Common adverse reactions in Insulin Degludec treated pediatric patients with type 1 diabetes mellitus were similar to the adverse reactions listed in Table 1.

Table 1: Adverse Reactions Occurring in ≥5% of Insulin Degludec-Treated Adult Patients with Type 1 Diabetes Mellitus

Adverse Reaction	Insulin Degludec (N=1,102)
Nasopharyngitis	23.9 %
Upper respiratory tract infection	11.9 %

Headache	11.8 %
Sinusitis	5.1 %
Gastroenteritis	5.1 %

Table 2: Adverse Reactions Occurring in $\geq 5\%$ of Insulin Degludec-Treated Adult Patients with Type 2 Diabetes Mellitus

Adverse Reaction	Insulin Degludec (N=2,713)
Nasopharyngitis	12.9 %
Headache	8.8 %
Upper respiratory tract infection	8.4 %
Diarrhea	6.3 %

Hypoglycemia

Hypoglycemia was the most commonly observed adverse reaction in patients treated with Insulin Degludec. The rates of reported hypoglycemia depended on the definition of hypoglycemia used, diabetes type, insulin dose, intensity of glucose control, background therapies, and other intrinsic and extrinsic patient factors. For these reasons, comparing rates of hypoglycemia in clinical trials for Insulin Degludec with the incidence of hypoglycemia for other products may be misleading and also, may not be representative of hypoglycemia rates that will occur in clinical practice.

In the open-label adult clinical trials of patients with type 1 and type 2 diabetes, and in the open-label pediatric clinical trial of patients with type 1 diabetes, percentages of adult and pediatric patients with type 1 diabetes randomized to Insulin Degludec who experienced at least one episode of hypoglycemia in clinical trials [see *Clinical Studies (14)*] and adults with type 2 diabetes are shown in Tables 3 and 4, respectively.

Severe hypoglycemia in the open-label trials with adult patients was defined as an episode requiring assistance of another person to actively administer carbohydrate, glucagon, or other resuscitative actions. Severe hypoglycemia in the pediatric trial was defined as an altered mental status where the child could not assist in his own care, was semiconscious or unconscious, or in a coma \pm convulsions and may require parenteral therapy (glucagon or intravenous glucose). A hypoglycemia episode was defined as a severe hypoglycemia episode or an episode where a laboratory or a self-measured glucose calibrated to plasma was less than 56 mg/dL or where a whole blood glucose was less than 50 mg/dL (i.e., with or without the presence of hypoglycemic symptoms).

Table 3: Percent (%) of Type 1 Diabetes Patients Experiencing at Least One Episode of Severe Hypoglycemia or Hypoglycemia[§] on Insulin Degludec in Open-Label Adult and Pediatric Clinical Trials

	Study A Adults + insulin aspart 52 weeks	Study B Adults + insulin aspart 26 weeks	Study C Adults + insulin aspart 26 weeks	Study J Pediatrics + insulin aspart 52 weeks

	Insulin Degludec (N=472)	Insulin Degludec (N=301)	Insulin Degludec at the same time each day (N=165)	Insulin Degludec at alternating times (N=164)	Insulin Degludec (N=174)
Severe hypoglycemia*					
Percent of patients	12.3%	10.6%	12.7%	10.4%	17.8%
Hypoglycemia[§]					
Percent of patients	95.6%	93.0%	99.4%	93.9%	98.3%

*Severe hypoglycemia in pediatric patients: an episode with altered mental status, where the child could not assist in his own care, was semiconscious or unconscious, or in a coma ± convulsions and may require parenteral therapy (glucagon or intravenous glucose).

[§]Hypoglycemia: a severe hypoglycemia episode or an episode where a laboratory or a self-measured glucose calibrated to plasma was less than 56 mg/dL or where a whole blood glucose was less than 50 mg/dL (i.e., with or without the presence of hypoglycemic symptoms).

Table 4: Percent (%) of Patients with Type 2 Diabetes Experiencing at Least One Episode of Severe Hypoglycemia or Hypoglycemia[§] on Insulin Degludec in Open-Label Adult Clinical Trials

	Study D + 1-2 OADs* insulin naïve 52 weeks	Study E + 1-2 OADs* insulin naïve 26 weeks	Study F ± 1-3 OADs* insulin naïve 26 weeks	Study G T2DM ± 0-3 OADs* 26 weeks		Study H T2DM ± 0-2 OADs* + insulin aspart 52 weeks	Study I T2DM ± 1-2 OADs* insulin naïve 26 weeks
	Insulin Degludec (N=766)	Insulin Degludec (N=228)	Insulin Degludec (N=284)	Insulin Degludec (N=226)	Insulin Degludec (alternating time) (N=230)	Insulin Degludec (N=753)	Insulin Degludec (N=226)
Severe Hypoglycemia							
Percent of patients	0.3%	0	0	0.9%	0.4%	4.5%	0.4%
Hypoglycemia[§]							
Percent of patients	46.5%	28.5%	50%	43.8%	50.9%	80.9%	42.5%

*OAD: oral antidiabetic agent, [§]Hypoglycemia: a severe hypoglycemia episode or an episode where a laboratory or a self-measured glucose calibrated to plasma was less than 56 mg/dL or where a whole blood glucose was less than 50 mg/dL (i.e., with or without the presence of hypoglycemic symptoms).

Hypersensitivity Reactions

Severe, life-threatening, generalized allergy, including anaphylaxis, generalized skin reactions, angioedema, bronchospasm, hypotension, and shock have occurred with insulin, including Insulin Degludec and may be life

threatening. Hypersensitivity (manifested with swelling of tongue and lips, diarrhea, nausea, tiredness, and itching) and urticaria were reported in 0.9% of patients treated with Insulin Degludec.

Lipodystrophy

Long-term use of insulin, including Insulin Degludec, can cause lipodystrophy at the site of repeated insulin injections. Lipodystrophy includes lipohypertrophy (thickening of adipose tissue) and lipoatrophy (thinning of adipose tissue) and may affect insulin absorption [see *Dosage and Administration (2.1)*]. In the clinical program, lipodystrophy, lipohypertrophy, or lipoatrophy was reported in 0.3% of patients treated with Insulin Degludec.

Injection Site Reactions

Patients taking Insulin Degludec may experience injection site reactions, including injection site hematoma, pain, hemorrhage, erythema, nodules, swelling, discoloration, pruritus, warmth, and injection site mass. In the clinical program, injection site reactions occurred in 3.8% of patients treated with Insulin Degludec.

Weight Gain

Weight gain can occur with insulin therapy, including Insulin Degludec, and has been attributed to the anabolic effects of insulin. In the clinical program after 52 weeks of treatment, patients with type 1 diabetes treated with Insulin Degludec gained an average of 1.8 kg and patients with type 2 diabetes treated with Insulin Degludec gained an average of 3.0 kg.

Peripheral Edema

Insulin Degludec may cause sodium retention and edema. In the clinical program, peripheral edema occurred in 0.9% of patients with type 1 diabetes mellitus and 3.0% of patients with type 2 diabetes mellitus treated with Insulin Degludec.

6.2 Immunogenicity

As with all therapeutic proteins, insulin administration may cause anti-insulin antibodies to form. The detection of antibody formation is highly dependent on the sensitivity and specificity of the assay and may be influenced by several factors such as: assay methodology, sample handling, timing of sample collection, concomitant medication, and underlying disease. For these reasons, comparison of the incidence of antibodies to Insulin Degludec with the incidence of antibodies in other studies or to other products may be misleading.

In a 52-week trial of adult insulin-experienced type 1 diabetes patients, 68.9% of patients who received Insulin Degludec were positive at baseline for anti-insulin degludec antibodies and 12.3% of the patients developed anti-insulin degludec antibodies at least once during the trial. In a 52-week trial of pediatric insulin-experienced type 1 diabetes patients, 84.1% of patients who received Insulin Degludec were positive at baseline for anti-insulin degludec antibodies and 5.8% of patients developed anti-insulin degludec antibodies at least once during the trial. In a 52-week trial of adult insulin-naïve type 2 diabetes patients, 1.7% of patients who received Insulin Degludec were positive at baseline for anti-insulin degludec antibodies and 6.2% of patients developed anti-insulin degludec antibodies at least once during the trial. In these trials, between 96.7% and 99.7% of patients who were positive for anti-insulin degludec antibodies were also positive for anti-human insulin antibodies.

6.3 Postmarketing Experience

The following additional adverse reactions have been identified during post-approval use of Insulin Degludec. Because these reactions are reported voluntarily from a population of uncertain size, it is not always possible to reliably estimate their frequency or establish a causal relationship to drug exposure.

Localized cutaneous amyloidosis at the injection site has occurred. Hyperglycemia has been reported with repeated insulin injections into areas of localized cutaneous amyloidosis; hypoglycemia has been reported with a sudden change to an unaffected injection site.

7 DRUG INTERACTIONS

Table 5 includes clinically significant drug interactions with Insulin Degludec.

Table 5: Clinically Significant Drug Interactions with Insulin Degludec

Drugs That May Increase the Risk of Hypoglycemia	
<i>Drugs:</i>	Antidiabetic agents, ACE inhibitors, angiotensin II receptor blocking agents, disopyramide, fibrates, fluoxetine, monoamine oxidase inhibitors, pentoxifylline, pramlintide, salicylates, somatostatin analogs (e.g., octreotide), and sulfonamide antibiotics, GLP-1 receptor agonists, DPP-4 inhibitors, SGLT-2 inhibitors.
<i>Intervention:</i>	Dosage reductions and increased frequency of glucose monitoring may be required when Insulin Degludec is co-administered with these drugs.
Drugs That May Decrease the Blood Glucose Lowering Effect of Insulin Degludec	
<i>Drugs:</i>	Atypical antipsychotics (e.g., olanzapine and clozapine), corticosteroids, danazol, diuretics, estrogens, glucagon, isoniazid, niacin, oral contraceptives, phenothiazines, progestogens (e.g., in oral contraceptives), protease inhibitors, somatropin, sympathomimetic agents (e.g., albuterol, epinephrine, terbutaline), and thyroid hormones.
<i>Intervention:</i>	Dosage increases and increased frequency of glucose monitoring may be required when Insulin Degludec is co-administered with these drugs.
Drugs That May Increase or Decrease the Blood Glucose Lowering Effect of Insulin Degludec	
<i>Drugs:</i>	Alcohol, beta-blockers, clonidine, and lithium salts. Pentamidine may cause hypoglycemia, which may sometimes be followed by hyperglycemia.
<i>Intervention:</i>	Dosage adjustment and increased frequency of glucose monitoring may be required when Insulin Degludec is co-administered with these drugs.
Drugs That May Blunt Signs and Symptoms of Hypoglycemia	
<i>Drugs:</i>	Beta-blockers, clonidine, guanethidine, and reserpine
<i>Intervention:</i>	Increased frequency of glucose monitoring may be required when Insulin Degludec is co-administered with these drugs.

8 USE IN SPECIFIC POPULATIONS

8.1 Pregnancy

Risk Summary

Available data from one unpublished trial and the published literature with Insulin Degludec use during pregnancy have not identified a drug-associated risk of major birth defects, miscarriage, or other adverse

maternal or fetal outcomes. In a randomized, parallel-group, open-label actively controlled clinical trial that included 91 pregnant women with type 1 diabetes who were administered Insulin Degludec once daily and insulin aspart, beginning in gestational weeks 8 to 13 or prior to conception, no clear evidence of maternal or fetal risk associated with Insulin Degludec use was observed (*see Data*). There are risks to the mother and fetus associated with poorly controlled diabetes in pregnancy (*see Clinical Considerations*).

Rats and rabbits were exposed to insulin degludec in animal reproduction studies during organogenesis. Pre- and post-implantation losses and visceral/skeletal abnormalities were observed in rats at doses 5 times (rat) and at 10 times (rabbit) the human exposure at a dose of 0.75 U/kg/day. These effects were similar to those observed in rats administered human insulin (NPH) (*see Data*).

In the U.S. general population, the estimated background risk of major birth defects and miscarriage in clinically recognized pregnancies is 2 to 4% and 15 to 20%, respectively. The estimated background risk of major birth defects is 6 to 10% in women with pre-gestational diabetes with a peri-conceptual HbA_{1c} >7 and has been reported to be as high as 20 to 25% in women with a peri-conceptual HbA_{1c} >10. The estimated background risk of miscarriage for the indicated population is unknown.

Clinical Considerations

Disease-Associated Maternal and/or Embryo/fetal Risk

Hypoglycemia and hyperglycemia occur more frequently during pregnancy in patients with pre-gestational diabetes. Poorly controlled diabetes in pregnancy increases the maternal risk for diabetic ketoacidosis, pre-eclampsia, spontaneous abortions, preterm delivery, and delivery complications. Poorly controlled diabetes increases the fetal risk for major birth defects, still birth, and macrosomia related morbidity.

Data

Human Data

In an open-label clinical trial, 185 pregnant females with type 1 diabetes were treated with either Insulin Degludec (once daily) or insulin detemir (once or twice daily); both groups received insulin aspart 2 to 4 times daily with meals. There were no significant drug-associated differences in pregnancy outcomes or the health of the fetus and newborn between the two groups. In this study, the proportion of subjects with severe hypoglycemia and hypoglycemia was similar between the two treatment arms; for the definitions of severe hypoglycemia and hypoglycemia [*see Adverse Reactions (6.1)*]. Poor glucose control during pregnancy in both groups and small sample size were limitations of the study.

In about two thirds of infants, insulin degludec was detected in the infant cord blood at levels above the lower level of quantification of the assay.

Animal Data

Insulin degludec was investigated in studies covering fertility, embryo-fetal development and pre- and post-natal development in rats and during the period of embryo-fetal development in rabbits. Human insulin (NPH insulin) was included as comparator. In these studies, insulin degludec caused pre- and post-implantation losses and visceral/skeletal abnormalities when given subcutaneously at up to 21 U/kg/day in rats and 3.3 U/kg/day in rabbits, resulting in 5 times (rat) and 10 times (rabbit) the human exposure (AUC) at a human subcutaneous dose of 0.75 U/kg/day. Overall, the effects of insulin degludec were similar to those observed with human insulin, which were probably secondary to maternal hypoglycemia.

8.2 Lactation

Risk Summary

There are no data on the presence of insulin degludec in human milk, the effects on the breastfed infant, or the effects on milk production. Insulin degludec is present in rat milk [see Data]. The developmental and health benefits of breastfeeding should be considered along with the mother's clinical need for Insulin Degludec and any potential adverse effects on the breastfed infant from Insulin Degludec or from the underlying maternal condition.

Data

In lactating rats, insulin degludec was present in milk at a concentration lower than that in plasma.

8.4 Pediatric Use

The safety and effectiveness of Insulin Degludec to improve glycemic control in pediatric patients 1 year of age or older with diabetes mellitus have been established. The use of Insulin Degludec for this indication is supported by evidence from an adequate and well-controlled trial and a pharmacokinetic study (trials included pediatric patients 1 year of age and older with type 1 diabetes mellitus) [see *Clinical Pharmacology (12.3)* and *Clinical Studies (14.2)*]. The use of Insulin Degludec in pediatric patients 1 year of age and older with type 2 diabetes mellitus is also supported by evidence from adequate and well-controlled trials in adults with type 2 diabetes mellitus [see *Clinical Studies (14.3)*].

In pediatric patients 1 year of age and older already on insulin therapy, start Insulin Degludec at a reduced dose to minimize the risk of hypoglycemia [see *Dosage and Administration (2.4)*].

The safety and effectiveness of Insulin Degludec have not been established in pediatric patients less than 1-year-old.

8.5 Geriatric Use

In controlled clinical trials [see *Clinical Studies (14)*] a total of 77 (7%) of the 1102 Insulin Degludec-treated patients with type 1 diabetes were 65 years or older and 9 (1%) were 75 years or older. A total of 670 (25%) of the 2713 Insulin Degludec-treated patients with type 2 diabetes were 65 years or older and 80 (3%) were 75 years or older. Differences in safety or effectiveness were not suggested in subgroup analyses comparing subjects older than 65 years to younger subjects.

In the safety outcomes trial (DEVOTE), a total of 1983 (52%) of the 3818 Insulin Degludec-treated patients with type 2 diabetes were 65 years or older and 381 (10%) were 75 years or older. Differences in safety or effectiveness were not observed in these subgroup analyses.

Nevertheless, greater caution should be exercised when Insulin Degludec is administered to geriatric patients since greater sensitivity of some older individuals to the effects of Insulin Degludec cannot be ruled out. The initial dosing, dose increments, and maintenance dosage should be conservative to avoid hypoglycemia. Hypoglycemia may be more difficult to recognize in the geriatric patients.

8.6 Renal Impairment

In clinical trials [see *Clinical Studies (14)*] a total of 75 (7%) of the 1102 Insulin Degludec-treated patients with type 1 diabetes had an eGFR less than 60 mL/min/1.73 m² and 1 (0.1%) had an eGFR less than 30 mL/min/1.73 m². A total of 250 (9%) of the 2713 Insulin Degludec-treated patients with type 2 diabetes had an eGFR less than 60 mL/min/1.73 m² and no subjects had an eGFR less than 30 mL/min/1.73 m².

In the safety outcomes trial (DEVOTE), a total of 1429 (37.4%) of the 3818 Insulin Degludec-treated patients with type 2 diabetes had an eGFR less than 60 mL/min/1.73 m², and 108 (2.8%) subjects had an eGFR less than 30 mL/min/1.73 m². Differences in safety or effectiveness were not observed in the subgroup analyses.

No clinically relevant difference in the pharmacokinetics of Insulin Degludec was identified in a study comparing healthy subjects and subjects with kidney impairment including subjects with end stage kidney disease [see *Clinical Pharmacology (12.3)*]. However, as with all insulin products, glucose monitoring should be intensified and the Insulin Degludec dosage adjusted on an individual basis in patients with kidney impairment.

8.7 Hepatic Impairment

No difference in the pharmacokinetics of Insulin Degludec was identified in a study comparing healthy subjects and subjects with hepatic impairment (mild, moderate, and severe hepatic impairment) [see *Clinical Pharmacology (12.3)*]. However, as with all insulin products, glucose monitoring should be intensified and the Insulin Degludec dosage adjusted on an individual basis in patients with hepatic impairment.

10 OVERDOSAGE

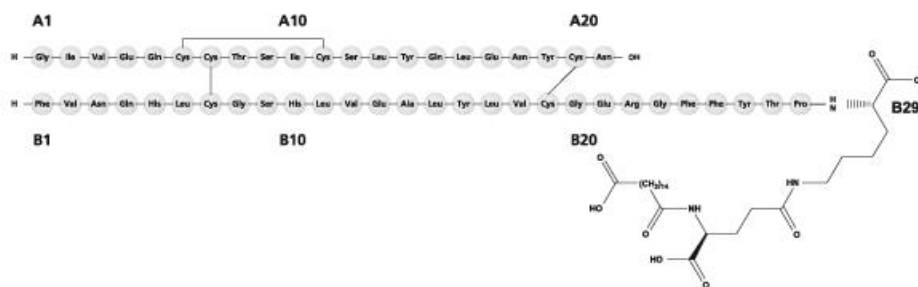
An excess of insulin relative to food intake, energy expenditure, or both may lead to severe and sometimes prolonged and life-threatening hypoglycemia and hypokalemia [see *Warnings and Precautions (5.3, 5.6)*]. Mild episodes of hypoglycemia usually can be treated with oral glucose. Lowering the insulin dosage, and adjustments in meal patterns or exercise may be needed. More severe episodes of hypoglycemia with coma, seizure, or neurologic impairment may be treated with a glucagon for emergency use or concentrated intravenous glucose. After apparent clinical recovery from hypoglycemia, continued observation and additional carbohydrate intake may be necessary to avoid recurrence of hypoglycemia. Hypokalemia must be corrected appropriately.

11 DESCRIPTION

Insulin degludec is a long-acting basal human insulin analog for subcutaneous injection produced by a process that includes expression of recombinant DNA in *Saccharomyces cerevisiae* followed by chemical modification.

Insulin degludec differs from human insulin in that the amino acid threonine in position B30 has been omitted and a side-chain consisting of glutamic acid and a C16 fatty acid has been attached (chemical name: LysB29(Nε-hexadecandioyl-γ-Glu) des(B30) human insulin). Insulin degludec has a molecular formula of C₂₇₄H₄₁₁N₆₅O₈₁S₆ and a molecular weight of 6.104 kDa. It has the following structure:

Figure 1: Structural Formula of Insulin Degludec



Insulin Degludec injection is a sterile, aqueous, clear, and colorless solution available as 100 units/mL (U-100) or 200 units/mL (U-200) for subcutaneous use.

For the 100 units/mL solution, each mL contains 100 units of insulin degludec and glycerin (19.6 mg), metacresol (1.72 mg), phenol (1.5 mg), zinc (32.7 mcg), and Water for Injection, USP.

For the 200 units/mL solution, each mL contains 200 units of insulin degludec and glycerin (19.6 mg), metacresol (1.72 mg), phenol (1.5 mg), zinc (71.9 mcg), and Water for Injection, USP.

Insulin Degludec has a pH of approximately 7.6. Hydrochloric acid or sodium hydroxide may be added to adjust pH.

12 CLINICAL PHARMACOLOGY

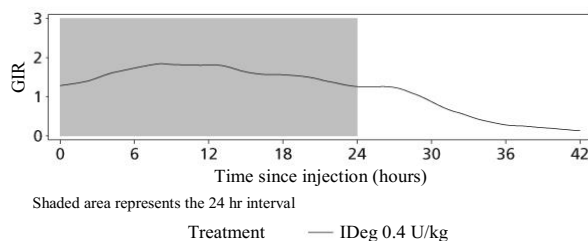
12.1 Mechanism of Action

The primary activity of insulin, including Insulin Degludec, is regulation of glucose metabolism. Insulin and its analogs lower blood glucose by stimulating peripheral glucose uptake, especially by skeletal muscle and fat, and by inhibiting hepatic glucose production. Insulin also inhibits lipolysis and proteolysis, and enhances protein synthesis. Insulin Degludec forms multi-hexamers when injected into the subcutaneous tissue resulting in a subcutaneous insulin degludec depot. The protracted time action profile of Insulin Degludec is predominantly due to delayed absorption of insulin degludec from the subcutaneous tissue to the systemic circulation and to a lesser extent due to binding of insulin-degludec to circulating albumin.

12.2 Pharmacodynamics

The glucose-lowering effect of Insulin Degludec after 8 days of once-daily dosing was measured in a euglycemic glucose clamp study enrolling 21 patients with type 1 diabetes. Figure 2 shows the pharmacodynamic effect of Insulin Degludec over time following 8 once-daily subcutaneous injections of 0.4 U/kg of Insulin Degludec in patients with type 1 diabetes.

Figure 2: Mean GIR Profile for 0.4 units/kg Dose of Insulin Degludec (Steady State) in Patients with Type 1 Diabetes Mellitus



The mean maximum glucose lowering effect (GIR_{max}) of a 0.4 units/kg dose of Insulin Degludec was 2.0 mg/kg/min, which was observed at a median of 12 hours post-dose. The glucose lowering effect of Insulin Degludec lasted at least 42 hours after the last of 8 once-daily injections.

In patients with type 1 diabetes mellitus, the steady-state, within subjects, day-to-day variability in total glucose lowering effect was 20% with Insulin Degludec (within-subject coefficient of variation for $AUC_{GIR,\tau,SS}$).

The total glucose-lowering effect of Insulin Degludec over 24 hours measured in a euglycemic clamp study after 8 days of once-daily administration in patients with type 1 diabetes increases approximately in proportion to the dose for doses between 0.4 units/kg to 0.8 units/kg.

The total glucose-lowering effect of 0.4 units/kg of Insulin Degludec U-100 and 0.4 units/kg of Insulin Degludec U-200, administered at the same dose, and assessed over 24 hours in a euglycemic clamp study after 8 days of once-daily injection was comparable.

12.3 Pharmacokinetics

Absorption

In patients with type 1 diabetes, after 8 days of once daily subcutaneous dosing with 0.4 units/kg of Insulin Degludec, maximum degludec concentrations of 4472 pmol/L were attained at a median of 9 hours (t_{max}). After the first dose of Insulin Degludec, median onset of appearance was around one hour.

Total insulin degludec concentration (i.e., exposure) increased in a dose proportional manner after subcutaneous administration of 0.4 units/kg to 0.8 units/kg Insulin Degludec. Total and maximum insulin degludec exposure at steady state are comparable between Insulin Degludec U-100 and Insulin Degludec U-200 when each is administered at the same units/kg dose.

Insulin degludec concentration reached steady state levels after 3-4 days of Insulin Degludec administration [see *Dosage and Administration (2.2)*].

Distribution

The affinity of insulin degludec to serum albumin corresponds to a plasma protein binding of >99% in human plasma. The results of the *in vitro* protein binding studies demonstrate that there is no clinically relevant interaction between insulin degludec and other protein bound drugs.

Elimination

The half-life after subcutaneous administration is determined primarily by the rate of absorption from the subcutaneous tissue. On average, the half-life at steady state is approximately 25 hours independent of dose. Degradation of Insulin Degludec is similar to that of insulin human; all metabolites formed are inactive. The mean apparent clearance of insulin degludec is 0.03 L/kg (2.1 L/h in 70 kg patient) after single subcutaneous dose of 0.4 units/kg.

Specific Populations

Pediatrics-

Population pharmacokinetic analysis was conducted for Insulin Degludec using data from 199 pediatric subjects (1 to <18 years of age) with type 1 diabetes. Body weight was a significant covariate affecting the clearance of Insulin Degludec. After adjusting for body weight, the total exposure of Insulin Degludec at steady state was independent of age.

Geriatrics-

Pharmacokinetic and pharmacodynamic response of Insulin Degludec was compared in 13 younger adult (18–35 years) and 14 geriatric (≥ 65 years) subjects with type 1 diabetes following two 6-day periods of once-daily subcutaneous dosing with 0.4 units/kg dose of Insulin Degludec or insulin glargine. On average, the pharmacokinetic and pharmacodynamic properties of Insulin Degludec at steady-state were similar in younger adult and geriatric subjects, albeit with greater between subject variability among the geriatric subjects.

Gender-

The effect of gender on the pharmacokinetics of Insulin Degludec was examined in an across-trial analysis of the pharmacokinetic and pharmacodynamic studies conducted using unit/kg doses of Insulin Degludec. Overall, there were no clinically relevant differences in the pharmacokinetic properties of insulin degludec between female and male subjects.

Obesity-

The effect of BMI on the pharmacokinetics of Insulin Degludec was explored in a cross-trial analysis of pharmacokinetic and pharmacodynamic studies conducted using unit/kg doses of Insulin Degludec. For subjects with type 1 diabetes, no relationship between exposure of Insulin Degludec and BMI was observed. For subjects

with type 1 and type 2 diabetes a trend for decrease in glucose-lowering effect of Insulin Degludec with increasing BMI was observed.

Race and Ethnicity-

Insulin Degludec has been studied in a pharmacokinetic and pharmacodynamic study in Black or African American subjects not of Hispanic or Latino origin (N=18), White subjects of Hispanic or Latino origin (N=22) and White subjects not of Hispanic or Latino origin (N=23) with type 2 diabetes mellitus conducted using unit/kg doses of Insulin Degludec. There were no statistically significant differences in the pharmacokinetic and pharmacodynamic properties of Insulin Degludec between the racial and ethnic groups investigated.

Pregnancy-

The effect of pregnancy on the pharmacokinetics and pharmacodynamics of Insulin Degludec has not been studied [see *Use in Specific Populations (8.1)*].

Renal Impairment-

Insulin Degludec pharmacokinetics was studied in 32 subjects (N=4-8/group) with normal or impaired renal function/end-stage renal disease following administration of a single subcutaneous dose (0.4 units/kg) of Insulin Degludec. Renal function was defined using creatinine clearance (Cl_{cr}) as follows: ≥ 90 mL/min (normal), 60-89 mL/min (mild), 30-59 mL/min (moderate) and < 30 mL/min (severe). Subjects requiring dialysis were classified as having end-stage renal disease (ESRD). Total ($AUC_{IDeg,0-120h,SD}$) and peak exposure of Insulin Degludec were on average about 10-25% and 13-27% higher, respectively in subjects with mild to severe renal impairment except subjects with ESRD who showed similar exposure as compared to subjects with normal renal function. No systematic trend was noted for this increase in exposure across different renal impairment subgroups. Hemodialysis did not affect clearance of Insulin Degludec ($CL/F_{IDeg,SD}$) in subjects with ESRD [see *Use in Specific Populations (8.6)*].

Hepatic Impairment-

Insulin Degludec has been studied in a pharmacokinetic study in 24 subjects (N=6/group) with normal or impaired hepatic function (mild, moderate, and severe hepatic impairment) following administration of a single subcutaneous dose (0.4 units/kg) of Insulin Degludec. Hepatic function was defined using Child-Pugh Scores ranging from 5 (mild hepatic impairment) to 15 (severe hepatic impairment). No differences in the pharmacokinetics of Insulin Degludec were identified between healthy subjects and subjects with hepatic impairment [see *Use in Specific Populations (8.7)*].

13 NONCLINICAL TOXICOLOGY

13.1 Carcinogenesis, Mutagenesis, Impairment of Fertility

Standard 2-year carcinogenicity studies in animals have not been performed to evaluate the carcinogenic potential of insulin degludec. In a 52-week study including human insulin (NPH insulin) as comparator (6.7 units/kg/day), Sprague-Dawley rats were dosed subcutaneously with insulin degludec at 3.3, 6.7, and 10 units/kg/day, resulting in 5 times the human exposure (AUC) when compared to a human subcutaneous dosage of 0.75 units/kg/day. Human insulin was dosed at 6.7 units/kg/day. No treatment-related increases in incidences of hyperplasia, benign or malignant tumors were recorded in female mammary glands from rats dosed with insulin degludec and no treatment related changes in the female mammary gland cell proliferation were found using BrdU incorporation. Further, no treatment related changes in the occurrence of hyperplastic or neoplastic lesions were seen in other tissues in animals dosed with insulin degludec when compared to vehicle or human insulin.

Genotoxicity testing of insulin degludec was not performed.

In a combined fertility and embryo-fetal study in male and female rats, treatment with insulin degludec up to 21 units/kg/day (approximately 5 times the human subcutaneous dose of 0.75 units/kg/day, based on units/body surface area) prior to mating and in female rats during gestation had no effect on mating performance and fertility.

14 CLINICAL STUDIES

The efficacy of Insulin Degludec administered once-daily either at the same time each day or at any time each day in patients with type 1 diabetes and used in combination with a mealtime insulin was evaluated in three randomized, open-label, treat-to-target, active-controlled trials in adults and one randomized, open-label, treat-to-target, active-controlled trial in pediatric patients 1 year of age and older. The efficacy of Insulin Degludec administered once-daily either at the same time each day or at any time each day in adult patients with type 2 diabetes and used in combination with a mealtime insulin or in combination with common oral anti-diabetic agents was evaluated in six randomized, open-label, treat-to-target active-controlled trials.

Adult patients treated with Insulin Degludec achieved levels of glycemic control similar to those achieved with LANTUS (insulin glargine 100 units/mL) and LEVEMIR (insulin detemir) and achieved statistically significant improvements compared to sitagliptin.

14.1 Type 1 Diabetes – Adult

Insulin Degludec Administered at the Same Time Each Day in Combination with a Rapid-Acting Insulin Analog at Mealtimes in Adult Patients

Study A

The efficacy of Insulin Degludec was evaluated in a 52-week randomized, open-label, multicenter trial in 629 patients with type 1 diabetes mellitus (Study A). Patients were randomized to Insulin Degludec once-daily with the evening meal or insulin glargine U-100 once-daily according to the approved labeling. Insulin aspart was administered before each meal in both treatment arms.

The mean age of the trial population was 43 years and mean duration of diabetes was 19 years. 59% were male. 93% were White, 2% Black or African American. 5% were Hispanic. 9% of patients had eGFR<60 mL/min/1.73m². The mean BMI was approximately 26.3 kg/m².

At week 52, the difference in HbA_{1c} reduction from baseline between Insulin Degludec and insulin glargine U-100 was -0.01% with a 95% confidence interval of [-0.14%; 0.11%] and met the pre-specified non-inferiority margin (0.4%). See Table 6, Study A.

Study B

The efficacy of Insulin Degludec was evaluated in a 26-week randomized, open-label, multicenter trial in 455 patients with type 1 diabetes mellitus (Study B). Patients were randomized to Insulin Degludec or insulin detemir once-daily in the evening. After 8 weeks, insulin detemir could be dosed twice-daily. 67% used insulin detemir once daily at end of trial. 33% used insulin detemir twice daily at end of trial. Insulin aspart was administered before each meal in both treatment arms.

The mean age of the trial population was 41 years and mean duration of diabetes was 14 years. 52% were male. 45% were White, 0.4% Black or African American. 4% were Hispanic. 4% of patients had eGFR<60 mL/min/1.73m². The mean BMI was approximately 23.9 kg/m².

At week 26, the difference in HbA_{1c} reduction from baseline between Insulin Degludec and insulin detemir was -0.09% with a 95% confidence interval of [-0.23%; 0.05%] and met the pre-specified non-inferiority margin (0.4%). See Table 6, Study B.

Table 6: Results at Week 52 in a Trial Comparing Insulin Degludec to Insulin Glargine U-100 (Study A) and Week 26 in a Trial Comparing Insulin Degludec to Insulin Detemir (Study B) in Adult Patients with Type 1 Diabetes Mellitus Receiving Insulin Aspart at Mealtimes

	Study A		Study B	
	Insulin Degludec + Insulin aspart	Insulin glargine U-100 + Insulin aspart	Insulin Degludec + Insulin aspart	Insulin detemir + Insulin aspart
N	472	157	302	153
HbA_{1c} (%)				
Baseline	7.7	7.7	8.0	8.0
End of trial	7.3	7.3	7.3	7.3
Adjusted mean change from baseline*	-0.36	-0.34	-0.71	-0.61
Estimated treatment difference [95%CI] Insulin Degludec - basal insulin U-100	-0.01 [-0.14;0.11]		-0.09 [-0.23;0.05]	
Proportion Achieving HbA_{1c} < 7% at Trial End	39.8%	42.7%	41.1%	37.3%
FPG (mg/dL)				
Baseline	165	174	178	171
End of trial	141	149	131	161
Adjusted mean change from baseline	-27.6	-21.6	-43.3	-13.5
Daily basal insulin dose				
Baseline mean	28 U	26 U	22 U	22 U
Mean dose at end of study	29 U ¹	31 U ¹	25 U ²	29 U ²
Daily bolus insulin dose				
Baseline mean	29 U	29 U	28 U	31 U
Mean dose at end of study	32 U ¹	35 U ¹	36 U ²	41 U ²

¹At Week 52

²At Week 26

*The change from baseline to end of treatment visit in HbA_{1c} was analyzed using ANOVA with treatment, region, sex, and anti-diabetic treatment at screening as fixed effects, and age and baseline HbA_{1c} as covariates.

In Study A, there were 14.8% of subjects in the Insulin Degludec and 11.5% Insulin glargine arms for whom data was missing at the time of the HbA_{1c} measurement.

In Study B, there were 6.3% of subjects in the Insulin Degludec and 9.8% Insulin detemir arms for whom data was missing at the time of the HbA_{1c} measurement.

Study C: Insulin Degludec Administered at the Same Time Each Day or at Any Time Each Day in Combination with a Rapid-Acting Insulin Analog at Mealtimes in Adult Patients

The efficacy of Insulin Degludec was evaluated in a 26-week randomized, open-label, multicenter trial in 493 patients with type 1 diabetes mellitus. Patients were randomized to Insulin Degludec injected once-daily at the same time each day (with the main evening meal), to Insulin Degludec injected once daily at any time each day or to insulin glargine U-100 injected once-daily according to the approved labeling. The any time each day Insulin Degludec arm was designed to simulate a worst-case scenario injection schedule of alternating short and long, once daily, dosing intervals (i.e., alternating intervals of 8 to 40 hours between doses). Insulin Degludec in this arm was dosed in the morning on Monday, Wednesday, and Friday and in the evening on Tuesday, Thursday, Saturday, and Sunday. Insulin aspart was administered before each meal in all treatment arms.

The mean age of the trial population was 44 years and mean duration of diabetes was 19 years. 58% were male. 98% were White, 2% Black or African American. 3% were Hispanic. 7% of patients had eGFR<60 mL/min/1.73m². The mean BMI was approximately 26.7 kg/m².

At week 26, the difference in HbA_{1c} reduction from baseline between Insulin Degludec administered at alternating times and insulin glargine U-100 was 0.17% with a 95% confidence interval of [0.04%; 0.30%] and met the pre-specified non-inferiority margin (0.4%). See Table 7.

Table 7: Results at Week 26 in a Trial Comparing Insulin Degludec Dosed Once Daily at the Same and at Alternating Times Each Day to Insulin Glargine U-100 in Adult Patients with Type 1 Diabetes Mellitus Receiving Insulin Aspart at Mealtimes

	Insulin Degludec at the same time each day + Insulin aspart	Insulin Degludec at alternating times + Insulin aspart	Insulin glargine U-100 + Insulin aspart
N	165	164	164
HbA_{1c} (%)			
Baseline	7.7	7.7	7.7
End of trial	7.3	7.3	7.1
Adjusted mean change from baseline*	-0.41	-0.40	-0.57
Estimated treatment difference [95%CI] Insulin Degludec alternating - Insulin glargine U-100		0.17 [0.04;0.30]	
Proportion Achieving HbA_{1c} < 7% at Trial End	37.0%	37.2%	40.9%
FPG (mg/dL)			
Baseline	179	173	175
End of trial	133	149	151
Adjusted mean change from baseline	-41.8	-24.7	-23.9
Daily basal insulin dose			
Baseline mean	28 U	29 U	29 U

Mean dose at end of study	32 U	36 U	35 U
Daily bolus insulin dose			
Baseline mean	29 U	33 U	32 U
Mean dose at end of study	27 U	30 U	35 U

*The change from baseline to end of treatment visit in HbA_{1c} was analyzed using ANOVA with treatment, region, sex, and anti-diabetic treatment at screening as fixed effects, and age and baseline HbA_{1c} as covariates.

In Study C, there were 15.8% and 15.9% of subjects in the Insulin Degludec (same time and alternating times respectively) and 7.9% Insulin glargine arms for whom data was missing at the time of the HbA_{1c} measurement.

14.2 Type 1 Diabetes – Pediatric Patients 1 Year of Age and Older

Study J: Insulin Degludec Administered at the Same Time Each Day in Combination with a Rapid-Acting Insulin Analog at Mealtimes in Pediatric Patients 1 Year of Age and Older

The efficacy of Insulin Degludec was evaluated in a 26-week, randomized, open label, multicenter trial in 350 patients with type 1 diabetes mellitus (Study J). Patients were randomized to Insulin Degludec once-daily or insulin detemir once or twice-daily. Subjects on a twice-daily insulin detemir regimen were dosed at breakfast and in the evening either with the main evening meal or at bedtime. Insulin aspart was administered before each main meal in both treatment arms. At end of trial, 36% used insulin detemir once daily and 64% used insulin detemir twice daily.

The mean age of the trial population was 10 years; 24% were ages 1-5 years; 39% were ages 6-11 years and 36% were ages 12-17 years. The mean duration of diabetes was 4 years. 55% were male. 75% were White, 3% Black or African American. 3% were Hispanic. The mean z-score for body weight was 0.31.

At week 26, the difference in HbA_{1c} reduction from baseline between Insulin Degludec and insulin detemir was 0.15% with a 95% confidence interval of [-0.03%; 0.33%] and met the pre-specified non-inferiority margin (0.4%). See Table 8.

Table 8: Results at Week 26 in a Trial Comparing Insulin Degludec to Insulin Detemir in Pediatric Patients 1 Year of Age and Older with Type 1 Diabetes Mellitus Receiving Insulin Aspart at Mealtimes

	Insulin Degludec + Insulin aspart	Insulin detemir + Insulin aspart
N	174	176
HbA_{1c} (%)		
Baseline	8.2	8.0
End of 26 weeks	8.0	7.7
Adjusted mean change from baseline after 26 weeks [±]	-0.19	-0.34
Estimated treatment difference [95%CI] Insulin Degludec v. Insulin detemir	0.15 [-0.03; 0.33]	
FPG (mg/dL)		
Baseline	162	151
End of 26 weeks	150	160
Adjusted mean change from baseline after 26 weeks	52.0	59.6
Daily basal insulin dose		

Baseline mean	15 U (0.37 U/kg)	16 U (0.41 U/kg)
Mean dose after 26 weeks	16 U (0.37 U/kg)	22 U (0.51 U/kg)
Daily bolus insulin dose		
Baseline mean	20 U (0.50 U/kg)	20 U (0.52 U/kg)
Mean dose after 26 weeks	23 U (0.56 U/kg)	22 U (0.57 U/kg)

[‡]The change from baseline to end of treatment visit in HbA_{1c} was analyzed using ANOVA with missing data imputed by multiple imputation carrying forward the baseline value and adding the error term, with treatment, region, sex, and age group as fixed factors, and baseline HbA_{1c} as covariate.

In Study J, there were 2.9% of subjects in Insulin Degludec and 6.3% Insulin detemir arms for whom data was missing at the 26-week HbA_{1c} measurement.

14.3 Type 2 Diabetes – Adult

Study D: Insulin Degludec Administered at the Same Time Each Day as an Add-on to Metformin with or without a DPP-4 Inhibitor in Insulin Naïve Adult Patients

The efficacy of Insulin Degludec was evaluated in a 52-week randomized, open-label, multicenter trial that enrolled 1030 insulin naïve patients with type 2 diabetes mellitus inadequately controlled on one or more oral antidiabetic agents (OADs). Patients were randomized to Insulin Degludec once-daily with the evening meal or insulin glargine U-100 once-daily according to the approved labeling. Metformin alone (83%) or in combination with a DPP-4 inhibitor (18%) was used as background therapy in both treatment arms.

The mean age of the trial population was 59 years and mean duration of diabetes was 9 years. 62% were male. 88% were White, 7% Black or African American. 17% were Hispanic. 10% of patients had eGFR<60 mL/min/1.73m². The mean BMI was approximately 31.1 kg/m².

At week 52, the difference in HbA_{1c} reduction from baseline between Insulin Degludec and insulin glargine U-100 was 0.09% with a 95% confidence interval of [-0.04%; 0.22%] and met the pre-specified non-inferiority margin (0.4%); See Table 9.

Table 9: Results at Week 52 in a Trial Comparing Insulin Degludec to Insulin Glargine U-100 in Adult Patients with Type 2 Diabetes Mellitus on OAD(s)*

	Insulin Degludec + OAD(s)*	Insulin glargine U-100 + OAD(s)*
N	773	257
HbA_{1c} (%)		
Baseline	8.2	8.2
End of trial	7.1	7.0
Adjusted mean change from baseline **	-1.06	-1.15
Estimated treatment difference [95%CI] Insulin Degludec - Insulin glargine U-100	0.09 [-0.04;0.22]	
Proportion Achieving HbA_{1c} < 7% at Trial End	51.7%	54.1%
FPG (mg/dL)		
Baseline	174	174
End of trial	106	115
Adjusted mean change	-68.0	-60.2

from baseline		
Daily insulin dose		
Baseline mean (starting dose)	10 U	10 U
Mean dose after 52 weeks	56 U	58 U

* OAD: oral antidiabetic agent

** The change from baseline to end of treatment visit in HbA_{1c} was analyzed using ANOVA with treatment, region, sex, and anti-diabetic treatment at screening as fixed effects, and age and baseline HbA_{1c} as covariates.

In Study D, there were 20.6% of subjects in the Insulin Degludec and 22.2% Insulin glargine arms for whom data was missing at the time of the HbA_{1c} measurement.

Study E: Insulin Degludec U-200 Administered at the Same Time Each Day as an Add-on to Metformin with or without a DPP-4 Inhibitor in Insulin Naïve Adult Patients

The efficacy of Insulin Degludec U-200 was evaluated in a 26-week randomized, open-label, multicenter trial in 457 insulin naïve patients with type 2 diabetes mellitus inadequately controlled on one or more oral antidiabetic agents (OADs) at baseline. Patients were randomized to Insulin Degludec U-200 once-daily with the evening meal or insulin glargine U-100 once-daily according to the approved labeling. Both treatment arms were receiving metformin alone (84%) or in combination with a DPP-4 inhibitor (16%) as background therapy.

The mean age of the trial population was 58 years and mean duration of diabetes was 8 years. 53% were male. 78% were White, 14% Black or African American. 8% were Hispanic. 8% of patients had eGFR <60 mL/min/1.73m². The mean BMI was approximately 32.4 kg/m².

At week 26, the difference in HbA_{1c} reduction from baseline between Insulin Degludec U-200 and insulin glargine U-100 was 0.04% with a 95% confidence interval of [-0.11%; 0.19%] and met the pre-specified non-inferiority margin (0.4%). See Table 10.

Table 10: Results at Week 26 in a Trial Comparing Insulin Degludec U-200 to Insulin Glargine U-100 in Adult Patients with Type 2 Diabetes Mellitus on OAD(s)*

	Insulin Degludec U-200 + Met ± DPP-4	Insulin glargine U-100 + Met ± DPP-4
N	228	229
HbA_{1c} (%)		
Baseline	8.3	8.2
End of trial	7.0	6.9
Adjusted mean change from baseline **	-1.18	-1.22
Estimated treatment difference [95%CI] Insulin Degludec - Insulin glargine U-100	0.04 [-0.11;0.19]	
Proportion Achieving HbA_{1c} < 7% at Trial End	52.2%	55.9%
FPG (mg/dL)		
Baseline	172	174
End of trial	106	113
Adjusted mean change	-71.1	-63.5

from baseline		
Daily insulin dose		
Baseline mean	10 U	10 U
Mean dose after 26 weeks	59 U	62 U

* OAD: oral antidiabetic agent

** The change from baseline to end of treatment visit in HbA_{1c} was analyzed using ANOVA with treatment, region, sex, and anti-diabetic treatment at screening as fixed effects, and age and baseline HbA_{1c} as covariates.

In Study E, there were 12.3% of subjects in the Insulin Degludec and 12.7% Insulin glargine arms for whom data was missing at the time of the HbA_{1c} measurement.

Study F: Insulin Degludec Administered at the Same Time Each Day in Insulin Naïve Adult Patients as an Add-on to One or More of the Following Oral Agents: Metformin, Sulfonylurea, Glinides or Alpha-Glucosidase Inhibitors

The efficacy of Insulin Degludec was evaluated in a 26-week randomized, open-label, multicenter trial in Asia in 435 insulin naïve patients with type 2 diabetes mellitus inadequately controlled on one or more oral antidiabetic agents (OADs) at baseline. Patients were randomized to Insulin Degludec once-daily in the evening or insulin glargine U-100 once-daily according to the approved labeling. Pre-trial oral antidiabetes agents were continued as background therapy except for DPP-4 inhibitors or thiazolidinediones in both treatment arms.

The mean age of the trial population was 59 years and mean duration of diabetes was 12 years. 54% were male. All patients were Asian. 11% of patients had eGFR < 60 mL/min/1.73m². The mean BMI was approximately 25.0 kg/m².

At week 26, the difference in HbA_{1c} reduction from baseline between Insulin Degludec and insulin glargine U-100 was 0.11% with a 95% confidence interval of [-0.03%; 0.24%] and met the pre-specified non-inferiority margin (0.4%). See Table 11.

Table 11: Results at Week 26 in a Trial Comparing Insulin Degludec to Insulin Glargine U-100 in Adult Patients with Type 2 Diabetes Mellitus on OAD(s)*

	Insulin Degludec + OAD(s)*	Insulin glargine U-100 + OAD(s)*
N	289	146
HbA_{1c} (%)		
Baseline	8.4	8.5
End of trial	7.2	7.1
Adjusted mean change from baseline**	-1.42	-1.52
Estimated treatment difference [95%CI] Insulin Degludec - Insulin glargine U-100	0.11 [-0.03 ; 0.24]	
Proportion Achieving HbA_{1c} < 7% at Trial End	40.8%	48.6%
FPG (mg/dL)		
Baseline	152	156
End of trial	100	102
Adjusted mean change from	-54.6	-53.0

baseline		
Daily insulin dose		
Baseline mean (starting dose)	9 U	9 U
Mean dose after 26 weeks	19 U	24 U

* OAD: oral antidiabetic agent

** The change from baseline to end of treatment visit in HbA_{1c} was analyzed using ANOVA with treatment, region, sex, and anti-diabetic treatment at screening as fixed effects, and age and baseline HbA_{1c} as covariates.

In Study F, there were 10% of subjects in the Insulin Degludec and 6.8% Insulin glargine arms for whom data was missing at the time of the HbA_{1c} measurement.

Study G: Insulin Degludec Administered at the Same Time Each Day or Any Time Each Day as an Add-on to One and up to Three of the Following Oral Agents: Metformin, Sulfonylurea or Glinides or Pioglitazone in Adult Patients

The efficacy of Insulin Degludec was evaluated in a 26-week randomized, open-label, multicenter trial in 687 patients with type 2 diabetes mellitus inadequately controlled on basal insulin alone, oral antidiabetic agents (OADs) alone or both basal insulin and OAD. Patients were randomized to Insulin Degludec injected once-daily at the same time each day (with the main evening meal), to Insulin Degludec injected once daily at any time each day or to insulin glargine U-100 injected once-daily according to the approved labeling. The any time each day Insulin Degludec arm was designed to simulate a worst-case scenario injection schedule of alternating short and long, once daily, dosing intervals (i.e., alternating intervals of 8 to 40 hours between doses). Insulin Degludec in this arm was dosed in the morning on Monday, Wednesday, and Friday and in the evening on Tuesday, Thursday, Saturday, and Sunday. Up to three of the following oral antidiabetes agents (metformin, sulfonylureas, glinides or thiazolidinediones) were administered as background therapy in both treatment arms.

The mean age of the trial population was 56 years and mean duration of diabetes was 11 years. 54% were male. 67% were White, 3% Black or African American. 11% were Hispanic. 6% of patients had eGFR<60 mL/min/1.73m². The mean BMI was approximately 29.6 kg/m².

At week 26, the difference in HbA_{1c} reduction from baseline between Insulin Degludec at alternating times and insulin glargine U-100 was 0.04% with a 95% confidence interval of [-0.12%; 0.20%]. This comparison met the pre-specified non-inferiority margin (0.4%). See Table 12.

Table 12: Results at Week 26 in a Trial Comparing Insulin Degludec at Same and Alternating Times to Insulin Glargine U-100 in Adult Patients with Type 2 Diabetes Mellitus on OAD(s)*

	Insulin Degludec at the same time each day ± OAD(s)*	Insulin Degludec at alternating times ± OAD(s)*	Insulin glargine U-100 ± OAD(s)*
N	228	229	230
HbA_{1c} (%)			
Baseline	8.4	8.5	8.4
End of trial	7.3	7.2	7.1
Adjusted mean change from baseline**	-1.03	-1.17	-1.21
Estimated treatment			

difference [95%CI] Insulin Degludec alternating- Insulin glargine U-100		0.04 [-0.12;0.20]	
Estimated treatment difference Insulin Degludec alternating – Insulin Degludec same	-0.13		
Proportion Achieving HbA_{1c} < 7% at Trial End	40.8%	38.9%	43.9%
FPG (mg/dL)			
Baseline	158	162	163
End of trial	105	105	112
Adjusted mean change from baseline	-54.2	-55.0	-47.5
Daily insulin dose			
Baseline mean	21 U	19 U	19 U
Mean dose after 26 weeks	45 U	46 U	44 U

* OAD: oral antidiabetic agent

** The change from baseline to end of treatment visit in HbA_{1c} was analyzed using ANOVA with treatment, region, sex, and anti-diabetic treatment at screening as fixed effects, and age and baseline HbA_{1c} as covariates.

In Study G, there were 11.4% subjects for Insulin Degludec (both same time and alternating times) and 11.7% Insulin glargine arms for whom data was missing at the time of the HbA_{1c} measurement.

Study H: Insulin Degludec Administered at the Same Time Each Day in Combination with a Rapid-Acting Insulin Analog at Mealtimes in Adult Patients

The efficacy of Insulin Degludec was evaluated in a 52-week randomized, open-label, multicenter trial in 992 patients with type 2 diabetes mellitus inadequately controlled on premix insulin, bolus insulin alone, basal insulin alone, oral antidiabetic agents (OADs) alone or any combination thereof. Patients were randomized to Insulin Degludec once-daily with the main evening meal or insulin glargine U-100 once-daily according to the approved labeling. Insulin aspart was administered before each meal in both treatment arms. Up to two of the following oral antidiabetes agents (metformin or pioglitazone) were used as background therapy in both treatment arms.

The mean age of the trial population was 59 years and mean duration of diabetes was 14 years. 54% were male. 83% were White, 10% Black or African American. 12% were Hispanic. 12% of patients had eGFR<60 mL/min/1.73m². The mean BMI was approximately 32.2 kg/m².

At week 52, the difference in HbA_{1c} reduction from baseline between Insulin Degludec and insulin glargine U-100 was 0.08% with a 95% confidence interval of [-0.05%; 0.21%] and met the pre-specified non-inferiority margin (0.4%). See Table 13.

Table 13: Results at Week 52 in a Trial Comparing Insulin Degludec to Insulin Glargine U-100 in Adult Patients with Type 2 Diabetes Mellitus Receiving Insulin Aspart at Mealtimes and OADs*

	Insulin Degludec + Insulin aspart ± OAD(s)*	Insulin glargine U- 100 + Insulin aspart ± OAD(s)*
--	--	---

N	744	248
HbA_{1c} (%)		
Baseline	8.3	8.4
End of trial	7.1	7.1
Adjusted mean change from baseline**	-1.10	-1.18
Estimated treatment difference [95%CI] Insulin Degludec - Insulin glargine U-100	0.08 [-0.05;0.21]	
Proportion Achieving HbA_{1c} < 7% at Trial End	49.5%	50.0%
FPG (mg/dL)		
Baseline	166	166
End of trial	122	127
Adjusted mean change from baseline	-40.6	-35.3
Daily basal insulin dose		
Baseline mean	42 U	41 U
Mean dose after 52 weeks	74 U	67 U
Daily bolus insulin dose		
Baseline mean	33 U	33 U
Mean dose after 52 weeks	70 U	73 U

*OAD: oral antidiabetic agent

**The change from baseline to end of treatment visit in HbA_{1c} was analyzed using ANOVA with treatment, region, sex, and anti-diabetic treatment at screening as fixed effects, and age and baseline HbA_{1c} as covariates.

In Study H, there were 16.1% of subjects in the Insulin Degludec and 14.5% Insulin glargine arms for whom data was missing at the time of the HbA_{1c} measurement.

Study I: Insulin Degludec Administered at Any Time Each Day as an Add-on to One or Two of the Following Oral Agents: Metformin, Sulfonylurea, or Pioglitazone in Adult Patients

The efficacy of Insulin Degludec was evaluated in a 26-week randomized, open-label, multicenter trial in 447 patients with type 2 diabetes mellitus inadequately controlled on one or more oral antidiabetic agent (OADs) at baseline. Patients were randomized to Insulin Degludec once-daily at any time of day or sitagliptin once-daily according to the approved labeling. One or two of the following oral antidiabetes agents (metformin, sulfonylurea or pioglitazone) were also administered in both treatment arms.

The mean age of the trial population was 56 years and mean duration of diabetes was 8 years. 59% were male. 61% were White, 8% Black or African American. 21% were Hispanic. 6% of patients had eGFR<60 mL/min/1.73m². The mean BMI was approximately 30.4 kg/m².

At the end of 26 weeks, Insulin Degludec provided greater reduction in mean HbA_{1c} compared to sitagliptin (p < 0.001). See Table 14.

Table 14: Results at Week 26 in a Trial Comparing Insulin Degludec to Sitagliptin in Adult Patients with Type 2 Diabetes Mellitus on OADs*

	Insulin Degludec +	Sitagliptin +
--	---------------------------	----------------------

	OAD(s)*	OAD(s)*
N	225	222
HbA_{1c} (%)		
Baseline	8.8	9.0
End of trial	7.2	7.7
Adjusted mean change from baseline**	-1.52	-1.09
Estimated treatment difference [95%CI] Insulin Degludec - Sitagliptin	-0.43 [-0.61;-0.24] ¹	
Proportion Achieving HbA_{1c} < 7% at Trial End	40.9%	27.9%
FPG (mg/dL)		
Baseline	170	179
End of trial	112	154
Adjusted mean change from baseline	-61.4	-22.3
Daily insulin dose		
Baseline mean	10 U	N/A
Mean dose after 26 weeks	43 U	N/A

* OAD: oral antidiabetic agent

** The change from baseline to end of treatment visit in HbA_{1c} was analyzed using ANOVA with treatment, region, sex, and anti-diabetic treatment at screening as fixed effects, and age and baseline HbA_{1c} as covariates.

In Study I, there were 20.9% of subjects in the Insulin Degludec and 22.5% Sitagliptin arms for whom data was missing at the time of the HbA_{1c} measurement.

¹p <0.001; 1-sided p-value evaluated at 2.5% level for superiority

14.4 Safety Outcomes Trial

DEVOTE (NCT01959529) Cardiovascular Outcomes Trial of Insulin Degludec Administered Once-Daily Between Dinner and Bedtime in Combination with Standard of Care in Subjects with Type 2 Diabetes and Atherosclerotic Cardiovascular Disease

DEVOTE was a multi-center, multi-national, randomized, double-blinded, active-controlled, treat-to-target, event-driven trial. 7,637 patients with inadequately controlled type 2 diabetes and atherosclerotic cardiovascular disease were randomized to either Insulin Degludec or insulin glargine U-100. Each was administered once-daily between dinner and bedtime in addition to standard of care for diabetes and cardiovascular disease for a median duration of 2 years.

Patients eligible to enter the trial were; 50 years of age or older and had established, stable, cardiovascular, cerebrovascular, peripheral artery disease, chronic kidney disease or NYHA class II and III heart failure (85% of the enrolled population) or were 60 years of age or older and had other specified risk factors for cardiovascular disease (15% of the enrolled population).

At baseline, demographic and disease characteristics were balanced between treatment groups. The mean age of the trial population was 65 years and the mean duration of diabetes was 16 years. The population was 63% male, 76% White 11% Black or African American, 10% Asian. 15% had Hispanic ethnicity. The mean HbA_{1c} was 8.4% and the mean BMI was 33.6 kg/m². The baseline mean estimated glomerular filtration rate (eGFR) was 68 mL/min/1.73m². 41% of patients had eGFR 60-90 mL/min/1.73m²; 35% of patients had eGFR 30 to 60

mL/min/1.73 m² and 3% of patients had eGFR <30 mL/min/1.73 m². Previous history of severe hypoglycemia was not captured in the trial.

At baseline, patients treated their diabetes with oral antidiabetic drugs (72%) and with an insulin regimen (84%). Types of insulins included long acting insulin (60%), intermediate acting insulin (14%) short acting insulin (37%) and premixed insulin (10%). 16% of patients were insulin naive. The most common background oral antidiabetic drugs used at baseline were metformin (60%), sulfonylureas (29%) and DPP-4 inhibitors (12%).

During the trial, investigators could modify anti-diabetic and cardiovascular medications to achieve local standard of care treatment targets for lipids and blood pressure.

Cardiovascular Outcomes - Patients with T2DM and Atherosclerotic CVD

The incidence of major cardiovascular events with Insulin Degludec was evaluated in DEVOTE. Subjects treated with Insulin Degludec had a similar incidence of major adverse cardiovascular events (MACE) when compared to those treated with insulin glargine U-100.

The primary endpoint in DEVOTE was time from randomization to the first occurrence of a 3-component major adverse cardiovascular event (MACE): cardiovascular death, non-fatal myocardial infarction, or non-fatal stroke. The trial was designed to exclude a pre-specified risk margin of 1.3 for the hazard ratio of MACE comparing Insulin Degludec to insulin glargine U-100. The primary outcome at end of trial was available for 98.2% of participants in each treatment group.

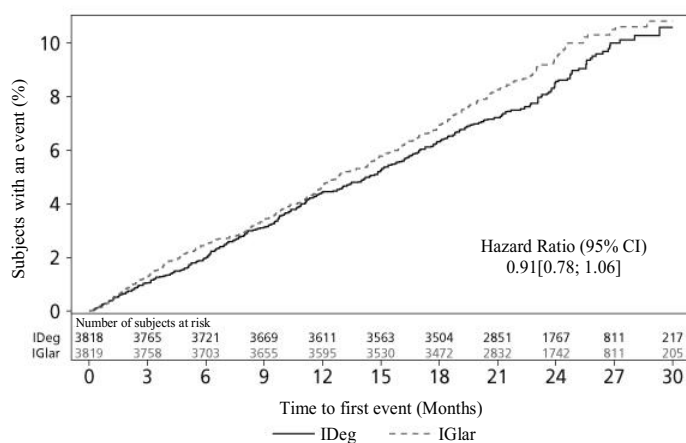
The time to first occurrence of MACE with Insulin Degludec as compared to insulin glargine U-100 was non-inferior (HR: 0.91; 95% CI [0.78;1.06]; see Figure 3). The results of the primary composite MACE endpoint and a summary of its individual components are shown in Table 15.

Table 15: Analysis of the Composite 3-point MACE and Individual Cardiovascular Endpoints in DEVOTE

	Insulin Degludec		Insulin glargine U-100		
N	3818		3819		
	Number of Patients (%)	Rate per 100 PYO*	Number of Patients (%)	Rate per 100 PYO*	Hazard Ratio (95% CI)
Composite of first event of CV death, non-fatal MI, or non-fatal stroke (3-Point MACE)	325 (8.5)	4.41	356 (9.3)	4.86	0.91 [0.78; 1.06]
CV death	136 (3.6)	1.85	142 (3.7)	1.94	
Non-fatal MI	144 (3.8)	1.95	169 (4.4)	2.31	
Non-fatal stroke	71 (1.9)	0.96	79 (2.1)	1.08	

* PYO = patient-years of observation until first MACE, death, or trial discontinuation

Figure 3: Cumulative Event Probability for Time to First MACE in DEVOTE



Hypoglycemia Outcomes - Patients with T2DM and Atherosclerotic CVD

The pre-specified secondary endpoints of event and incidence rates of severe hypoglycemia were sequentially tested.

Severe hypoglycemia was defined as an episode requiring assistance of another person to actively administer carbohydrate, glucagon, or other resuscitative actions and during which plasma glucose concentration may not have been available, but where neurological recovery following the return of plasma glucose to normal was considered sufficient evidence that the event was induced by a low plasma glucose concentration.

The incidence of severe hypoglycemia was lower in the Insulin Degludec group as compared to the insulin glargine U-100 group (Table 16). Glycemic control between the two groups was similar at baseline and throughout the trial.

Table 16: Severe Hypoglycemic Episodes in Patients Treated with Insulin Degludec or Insulin Glargine U-100 in DEVOTE

	Insulin Degludec	Insulin glargine U-100
N	3818	3819
Severe Hypoglycemia		
Percent of patients with events	4.9%	6.6%
Estimated odds ratio [95%CI] Insulin Degludec/Insulin glargine U-100	0.73 [0.60; 0.89]*	
Events per 100 Patient Years of Observation	3.70	6.25
Estimated rate ratio [95%CI] Insulin Degludec/Insulin glargine U-100	0.60 [0.48; 0.76]*	

* Test for superiority evaluated at 5% level for significance, (2-sided p<0.001)

16 HOW SUPPLIED/STORAGE AND HANDLING

16.1 How Supplied

Insulin Degludec injection is available as a clear and colorless solution as follows:

Table 17: Presentations of Insulin Degludec

Insulin Degludec Presentation	Total volume	Concentration	Total units available in presentation	NDC number	Max dose per injection	Dose increment	Package Size
U-100 single-patient-use FlexTouch Pen	3 mL	100 units/mL	300 Units	73070-403-15	80 Units	1 Unit	5 pens/pack
U-100 multiple-dose Vial	10 mL	100 units/mL	1,000 Units	73070-400-11	–	–	1 vial/pack
U-200 single-patient-use FlexTouch Pen	3 mL	200 units/mL	600 Units	73070-503-15	160 Units	2 Unit	3 pens/pack

Additional Information about Insulin Degludec FlexTouch:

- Insulin Degludec U-100 FlexTouch pen dials in 1 unit increments.
- Insulin Degludec U-200 FlexTouch pen dials in 2 unit increments.

16.2 Recommended Storage

Dispense in the original sealed carton with the enclosed Instructions for Use.

Store Insulin Degludec vials in the original carton to protect from light. Store unused Insulin Degludec in a refrigerator (36°F to 46°F [2°C to 8°C]). Do not store in the freezer or directly adjacent to the refrigerator cooling element. Do not freeze. Do not use Insulin Degludec if it has been frozen.

The storage conditions are summarized in Table 18:

Table 18: Storage Conditions for Insulin Degludec

	Not in-use (unopened)		In-use (opened)	
	Refrigerated (36°F to 46°F [2°C to 8°C])	Room Temperature (up to 86°F [30°C])	Room Temperature (up to 86°F [30°C])	Refrigerated (36°F to 46°F [2°C to 8°C])
3 mL single-patient-use Insulin Degludec U-100 FlexTouch	Until expiration date	56 days (8 weeks)	56 days (8 weeks)	56 days (8 weeks)
10 mL multiple-dose Insulin Degludec U-100 Vial	Until expiration date	56 days (8 weeks)	56 days (8 weeks)	56 days (8 weeks)
3 mL single-patient-use Insulin Degludec U-200 FlexTouch	Until expiration date	56 days (8 weeks)	56 days (8 weeks)	56 days (8 weeks)

17 PATIENT COUNSELING INFORMATION

Advise the patient and/or caregiver to read the FDA-approved patient labeling (Patient Information and Instructions for Use). There are separate Instructions for Use for the Vials and FlexTouch Pens.

Never Share an Insulin Degludec FlexTouch Pen, Needle, or Insulin Syringe Between Patients

Advise patients that they should never share an Insulin Degludec FlexTouch pen device with another person, even if the needle is changed. Advise patients using Insulin Degludec vials not to share needles or insulin syringes with another person. Sharing poses a risk for transmission of blood-borne pathogens [see *Warnings and Precautions (5.1)*].

Hyperglycemia or Hypoglycemia

Inform patients that hypoglycemia is the most common adverse reaction with insulin. Inform patients of the symptoms of hypoglycemia (e.g., impaired ability to concentrate and react). This may present a risk in situations where these abilities are especially important, such as driving or operating other machinery. Advise patients who have frequent hypoglycemia or reduced or absent warning signs of hypoglycemia to use caution when driving or operating machinery. [see *Warnings and Precautions (5.3)*].

Advise patients that changes in insulin regimen can predispose to hyperglycemia or hypoglycemia and that changes in insulin regimen should be made under close medical supervision [see *Warnings and Precautions (5.2)*].

Hypoglycemia Due to Medication Errors

Inform patients to always check the insulin label before each injection to reduce the risk of a medication error [see *Warnings and Precautions (5.4)*]. Inform patients that the dose counter of Insulin Degludec FlexTouch pen shows the number of units of Insulin Degludec to be injected. NO dose re-calculation is required [see *Dosage and Administration (2.2)*]. Instruct patients to never use a syringe to remove Insulin Degludec from the FlexTouch disposable insulin prefilled pen.

Hypersensitivity Reactions

Advise patients that hypersensitivity reactions have occurred with Insulin Degludec. Inform patients on the symptoms of hypersensitivity reactions [see *Warnings and Precautions (5.5)*].

Version: 1

Novo Nordisk[®], *FlexTouch*[®], *LEVEMIR*[®], *NOVOLOG*[®], and *NovoFine*[®] are registered trademarks of *Novo Nordisk A/S*.

© 2022 Novo Nordisk

PATENT Information: <http://novonordisk-us.com/products/product-patents.html>

Manufactured by:

Novo Nordisk Inc.
800 Scudders Mill Road
Plainsboro, NJ 08536
U.S. License Number 1261

For information about Insulin Degludec contact:

Novo Nordisk Pharma, Inc.
1-800-727-6500

PATIENT INFORMATION

Insulin Degludec injection, for subcutaneous use This product is Tresiba (insulin degludec).

Do not share your Insulin Degludec FlexTouch insulin delivery device with other people, even if the needle has changed. Do not share needles or syringes with another person. You may give other people a serious infection, or get a serious infection from them.

What is Insulin Degludec?

- Insulin Degludec is a man-made insulin that is used to control high blood sugar in adults and children who are 1 year of age and older with diabetes mellitus.
- Insulin Degludec is not for people with diabetic ketoacidosis (increased ketones in the blood or urine).
- It is not known if Insulin Degludec is safe and effective in children under 1 year of age.
- Insulin Degludec is available in 2 concentrations (U-100 and U-200):
 - U-100 concentration is available in pen and vial
 - The 100 units/mL pen can be injected from 1 to 80 units in a single injection, in increments of 1 unit.
 - The 100 units/mL vial should be used with a U-100 insulin syringe only.
 - U-200 concentration is only available in pen
 - The 200 units/mL pen can be injected from 2 to 160 units in a single injection, in increments of 2 units.

Who should not take Insulin Degludec?

Do not take Insulin Degludec if you:

- are having an episode of low blood sugar (hypoglycemia).
- have an allergy to Insulin Degludec or any of the ingredients in Insulin Degludec.

Before taking Insulin Degludec, tell your healthcare provider about all your medical conditions including, if you are:

- pregnant, planning to become pregnant, or are breastfeeding.
- taking new prescription or over-the-counter medicines, vitamins, or herbal supplements.

Before you start taking Insulin Degludec, talk to your healthcare provider about low blood sugar and how to manage it.

How should I take Insulin Degludec?

- **Read the Instructions for Use** that come with your Insulin Degludec.
- Take Insulin Degludec exactly as your healthcare provider tells you to.
- **Do not do any conversion of your dose. The dose counter always shows the selected dose in units.** Both the 100 units/mL and 200 units/mL Insulin Degludec FlexTouch pens are made to deliver your insulin dose in units.
- Know the type and strength of insulin you take. **Do not** change the type of insulin you take unless your healthcare provider tells you to. The amount of insulin and the best time for you to take your insulin may need to change if you take different types of insulin.
- For children who need less than 5 units of Insulin Degludec each day, use a Insulin Degludec U-100 vial.
- Adults: If you miss or are delayed in taking your dose of Insulin Degludec:
 - Take your dose as soon as you remember then continue with your regular dosing schedule.
 - Make sure there are at least **8** hours between your doses.
- If children miss a dose of Insulin Degludec:
 - Call the healthcare provider for information and instructions about checking blood sugar levels more often until the next scheduled dose of Insulin Degludec.
- **Check your blood sugar levels.** Ask your healthcare provider what your blood sugars should be and when you should check your blood sugar levels.
- **Do not reuse or share your needles with other people.** You may give other people a serious infection or get a serious infection from them.
- **Never** inject Insulin Degludec into a vein or muscle.
- **Never** use a syringe to remove Insulin Degludec from the FlexTouch pen.
- Insulin Degludec can be injected under the skin (subcutaneously) of your upper legs (thighs), upper arms, or stomach area (abdomen).
- **Change (rotate) your injection sites within the area you choose with each dose** to reduce your risk of getting lipodystrophy (pits in skin or thickened skin) and localized cutaneous amyloidosis (skin with lumps) at the injection sites.
 - **Do not** use the exact same spot for each injection.
 - **Do not** inject where the skin has pits, is thickened, or has lumps.
 - **Do not** inject where the skin is tender, bruised, scaly or hard, or into scars or damaged skin.

What should I avoid while taking Insulin Degludec?

While taking Insulin Degludec do not:

- Drive or operate heavy machinery, until you know how Insulin Degludec affects you.
- Drink alcohol or use prescription or over-the-counter medicines that contain alcohol.

What are the possible side effects of Insulin Degludec?

Insulin Degludec may cause serious side effects that can lead to death, including:

- **Low blood sugar (hypoglycemia).** Signs and symptoms that may indicate low blood sugar include:
 - d VV-LAB-080457 - 3,0

- sweating
- confusion
- fast heartbeat
- slurred speech
- shakiness
- hunger
- headache

- **Low potassium in your blood (hypokalemia).**
- **Heart failure. Taking certain diabetes pills called thiazolidinediones or “TZDs” with Insulin Degludec may cause heart failure in some people.** This can happen even if you have never had heart failure or heart problems before. If you already have heart failure, it may get worse while you take TZDs with Insulin Degludec. Your healthcare provider should monitor you closely while you are taking TZDs with Insulin Degludec. Tell your healthcare provider if you have any new or worse symptoms of heart failure including shortness of breath, tiredness, swelling of your ankles or feet and sudden weight gain. Treatment with TZDs and Insulin Degludec may need to be adjusted or stopped by your healthcare provider if you have new or worse heart failure.

Your insulin dose may need to change because of:

- change in level of physical activity or exercise
- weight gain or loss
- increased stress
- illness
- change in diet

Common side effects of Insulin Degludec may include:

- serious allergic reactions (whole body reactions), reactions at the injection site, skin thickening or pits at the injection site (lipodystrophy), itching, rash, swelling of your hands and feet, and weight gain.

Get emergency medical help if you have:

- trouble breathing, shortness of breath, fast heartbeat, swelling of your face, tongue, or throat, sweating, extreme drowsiness, dizziness, confusion.

These are not all the possible side effects of Insulin Degludec. Call your doctor for medical advice about side effects. You may report side effects to FDA at 1-800-FDA-1088.

General information about the safe and effective use of Insulin Degludec.

Medicines are sometimes prescribed for purposes other than those listed in a Patient Information leaflet. You can ask your pharmacist or healthcare provider for information about Insulin Degludec that is written for health professionals. Do not use Insulin Degludec for a condition for which it was not prescribed. Do not give Insulin Degludec to other people, even if they have the same symptoms that you have. It may harm them.

What are the ingredients in Insulin Degludec?

Active Ingredient: insulin degludec

Inactive Ingredients: glycerin, metacresol, phenol, zinc, and Water for Injection, USP. Hydrochloric acid or sodium hydroxide may be added.

Manufactured by: Novo Nordisk Inc., Plainsboro, NJ 08536, U.S. License Number 1261

For more information call 1-800-727-6500.

INSTRUCTIONS FOR USE
Insulin Degludec
injection, for subcutaneous use
10 mL multiple-dose vial (100 units/mL, U-100)
This product is Tresiba (insulin degludec).

Read this Instructions for Use before you start taking Insulin Degludec and each time you get a refill. There may be new information. This information does not take the place of talking to your healthcare provider about your medical condition or your treatment.

The vial is not recommended for use by the blind or visually impaired without the assistance of a person trained in the proper use of the product and insulin syringe.

Do not reuse or share syringes or needles with other people. You may give other people a serious infection or get a serious infection from them.

Supplies you will need to give your Insulin Degludec injection:








- a 10 mL Insulin Degludec vial
- a U-100 insulin syringe and needle
- 2 alcohol swabs
- 1 sharps container for throwing away used syringes and needles. See “Disposing of your used needles and syringes” at the end of these instructions.


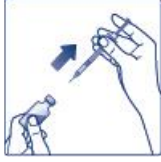


Preparing your Insulin Degludec dose:

- **Do not** roll or shake the Insulin Degludec vial. Shaking the Insulin Degludec vial right before the dose is drawn into the syringe may cause bubbles or foam. This can cause you to draw up the wrong dose of insulin.
- The tamper-resistant cap should not be loose or damaged before the first use. **Do not** use if the tamper-resistant cap is loose or damaged before using Insulin Degludec for the first time.
- Wash your hands with soap and water.
- **Before you start to prepare your injection, check the Insulin Degludec label to make sure that you are taking the right type of insulin. This is especially important if you use more than 1 type of insulin.**
- Check that the Insulin Degludec vial is not cracked or damaged. **Do not** use if the Insulin Degludec vial is cracked or damaged.
- Insulin Degludec should look clear and colorless. **Do not** use Insulin Degludec if it is thick, cloudy, or is colored.
- **Do not** use Insulin Degludec past the expiration date printed on the label or 56 days after you start using the Insulin Degludec vial.





<p>Step 1: Pull off the tamper-resistant cap (See Figure A).</p> <p>Step 2: Wipe the rubber stopper with an alcohol swab (See Figure B).</p>	  <p>(Figure A Figure B)</p>
<p>Step 3: Hold the syringe with the needle pointing up. Pull down on the plunger until the tip of the plunger reaches the line for the number of units for your prescribed dose (See Figure C).</p>	 <p>(Figure C)</p>
<p>Step 4: Push the needle through the rubber stopper of the Insulin Degludec vial (See Figure D).</p>	 <p>(Figure D)</p>
<p>Step 5: Push the plunger all the way in. This puts air into the Insulin Degludec vial (See Figure E).</p>	 <p>(Figure E)</p>
<p>Step 6: Turn the Insulin Degludec vial and syringe upside down and slowly pull the plunger down until the tip of the plunger is a few units past the line for your dose (See Figure F).</p> <p>If there are air bubbles, tap the syringe gently a few times to let any air bubbles rise to the top (See Figure G).</p>	 <p>(Figure F)</p>  <p>(Figure G)</p>

<p>Step 7: Slowly push the plunger up until the tip of the plunger reaches the line for your prescribed Insulin Degludec dose (See Figure H).</p>	 <p>(Figure H)</p>
<p>Step 8: Check the syringe to make sure you have the right dose of Insulin Degludec.</p>	
<p>Step 9: Pull the syringe out of the rubber stopper on the Insulin Degludec vial (See Figure I).</p>	 <p>(Figure I)</p>

Giving your Insulin Degludec injection:

- Inject your Insulin Degludec exactly as your healthcare provider has shown you. Your healthcare provider should tell you if you need to pinch the skin before injecting.
- Insulin Degludec can be injected under the skin (subcutaneously) of your upper legs (thighs), upper arms, or stomach area (abdomen). Do not inject Insulin Degludec into your muscle.
- Change (rotate) your injection sites within the area you choose for each dose to reduce your risk of getting lipodystrophy (pits in skin or thickened skin) and localized cutaneous amyloidosis (skin with lumps) at the injection sites. **Do not** use the same injection site for each injection. **Do not** inject where the skin has pits, is thickened, or has lumps. **Do not** inject where the skin is tender, bruised, scaly or hard, or into scars or damaged skin.
- **Do not** dilute or mix Insulin Degludec with any other type of insulin or solutions.

<p>Step 10: Choose your injection site (thighs, upper arms, or abdomen) and wipe the skin with an alcohol swab (See Figure J). Let the injection site dry before you inject your dose.</p>	 <p>(Figure J)</p>
<p>Step 11: Insert the needle into your skin. Push down on the plunger to inject your dose (See Figure K). Make sure you have injected all the insulin in the syringe.</p>	 <p>(Figure K)</p>
<p>Step 12: Pull the needle out of your skin. After your injection, you may see a drop of Insulin Degludec at the needle tip. This is normal and does not affect the dose you</p>	

just received (See Figure L).

- If you see blood after you take the needle out of your skin, press the injection site lightly with a piece of gauze or an alcohol swab. **Do not** rub the area.



(Figure L)

After your injection:

- **Do not** recap the needle. Recapping the needle can lead to needle stick injury.

Disposing of your used needles and syringes:

Put your used insulin needles and syringes in a FDA-cleared sharps disposal container right away after use. Do not throw away (dispose of) loose needles and syringes in your household trash.

If you do not have a FDA-cleared sharps disposal container, you may use a household container that is:

- made of a heavy-duty plastic
- can be closed with a tight-fitting, puncture-resistant lid, without sharps being able to come out
- upright and stable during use
- leak-resistant
- properly labeled to warn of hazardous waste inside the container.
- When your sharps disposal container is almost full, you will need to follow your community guidelines for the right way to dispose of your sharps disposal container. There may be state or local laws about how you should throw away used needles and syringes. Do not reuse or share needles or syringes with another person. For more information about safe sharps disposal, and for specific information about sharps disposal in the state that you live in, go to the FDA's website at: <http://www.fda.gov/safesharpsdisposal>.
- Do not dispose of your used sharps disposal container in your household trash unless your community guidelines permit this. Do not recycle your used sharps disposal container.

How should I store Insulin Degludec?

Before use:

- Store unopened Insulin Degludec vials in the refrigerator at 36°F to 46°F (2°C to 8°C) in the original carton to protect from light.
- **Do not** freeze Insulin Degludec. **Do not** use Insulin Degludec if it has been frozen.
- Unused Insulin Degludec vials may be used until the expiration date printed on the label, if they are kept in the refrigerator.
- After 56 days, throw away Insulin Degludec vials that have been kept at room temperature (up to 86°F (30°C)).

Vial in use:

- Store the Insulin Degludec vial you are currently using in the refrigerator between 36°F to 46°F (2°C to 8°C) or keep at room temperature up to 86°F (30°C) in the original carton to protect from light.
- Keep Insulin Degludec away from direct heat or light.
- The Insulin Degludec vial you are using should be thrown away after 56 days, even if it still has insulin left in it and the expiration date has not passed.

General information about the safe and effective use of Insulin Degludec

- **Keep Insulin Degludec vials, syringes, and needles out of the reach of children.**
- **Always** use a new syringe and needle for each injection to help ensure sterility and prevent blocked needles.
- **Do not** reuse or share syringes or needles with other people. You may give other people a serious infection or get a serious infection from them.

This Instructions for Use has been approved by the U.S. Food and Drug Administration.

Manufactured by:

Novo Nordisk Inc.
800 Scudders Mill Road
Plainsboro, NJ 08536
U.S. License Number 1261

For information contact:
Novo Nordisk Pharma, Inc.
1-800-727-6500 (Se habla español)

Revised: 07/2022

© 2022 Novo Nordisk

Novo Nordisk® is a registered trademark of Novo Nordisk A/S.

Patent Information:

<http://novonordisk-us.com/products/product-patents.html>

INSTRUCTIONS FOR USE
Insulin Degludec
injection, for subcutaneous use
FlexTouch® Pen 200 units/mL

This product is Tresiba (insulin degludec).

Please read the following instructions carefully before using your Insulin Degludec FlexTouch Pen.

- **Do not share your Insulin Degludec FlexTouch Pen with other people, even if the needle is changed. You may give other people a serious infection, or get a serious infection from them.**
- **Insulin Degludec FlexTouch Pen 200 units/mL (“Pen”) is a prefilled disposable, single-patient-use insulin pen** containing 600 units of insulin degludec. You can inject from 2 to 160 units in a single injection. The units can be increased by 2 units at a time.
- **Do not use a syringe to remove insulin from your Pen.** If you do, you will get too many units of insulin because the scale on most syringes is for measuring U-100 insulin doses only.
- **This Pen is not recommended for use by the blind or visually impaired without the assistance of a person trained in the proper use of the product.**

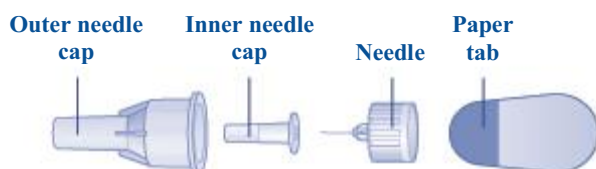
Supplies you will need to give your Insulin Degludec injection:

- Insulin Degludec FlexTouch Pen
- a new NovoFine or NovoTwist needle
- alcohol swab
- a sharps container for throwing away used Pens and needles. **See “After your injection” at the end of these instructions.**

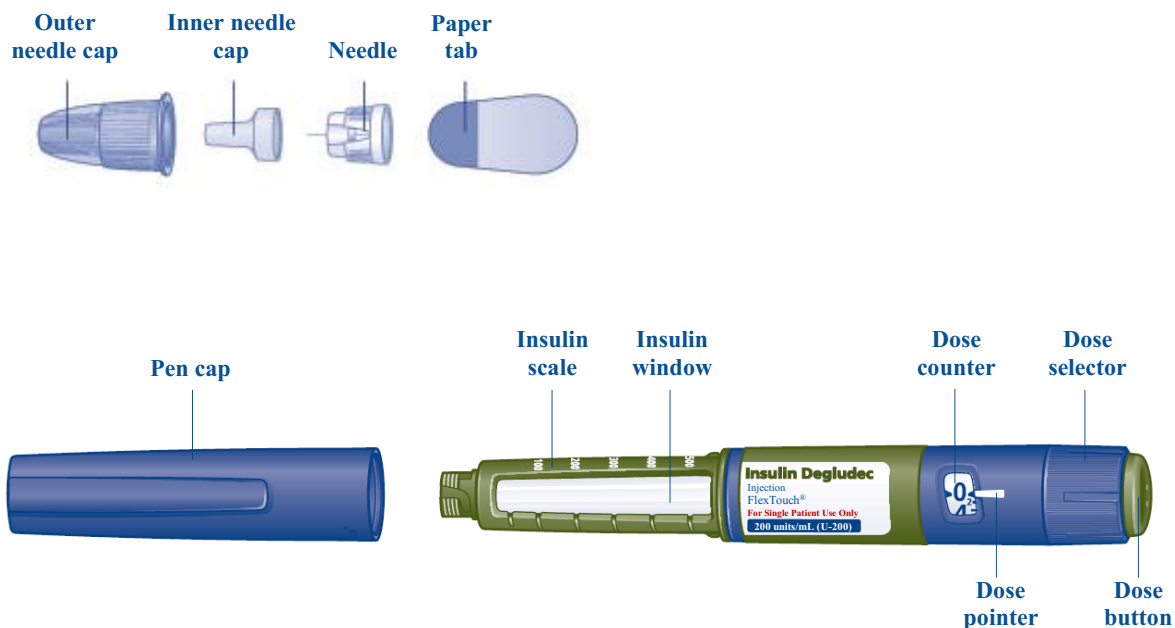
Preparing your Insulin Degludec FlexTouch Pen:

- Wash your hands with soap and water.
- **Before you start to prepare your injection, check the Insulin Degludec FlexTouch Pen label to make sure you are taking the right type of insulin. This is especially important if you take more than 1 type of insulin.**
- Insulin Degludec should look clear and colorless. **Do not** use Insulin Degludec if it is cloudy or colored.
- **Do not** use Insulin Degludec past the expiration date printed on the label or 56 days after you start using the Pen.
- **Always use a new needle for each injection to help ensure sterility and prevent blocked needles. Do not reuse or share needles with another person. You may give other people a serious infection, or get a serious infection from them.**

NovoFine®



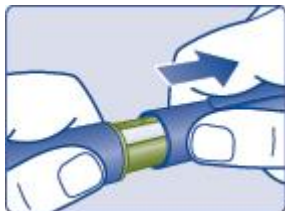
NovoTwist®



(Figure A)

Step 1:

- Pull Pen cap straight off (See Figure B).



(Figure B)

Step 2:

- **Check the liquid in the Pen** (See Figure C). Insulin Degludec should look clear and colorless. **Do not** use it if it looks cloudy or colored.



(Figure C)

Step 3:

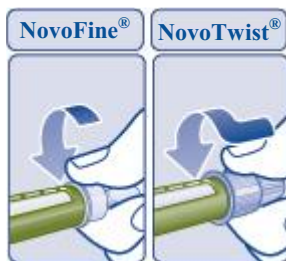
- **Select a new needle.**
- Pull off the paper tab from the outer needle cap (See Figure D).



(Figure D)

Step 4:

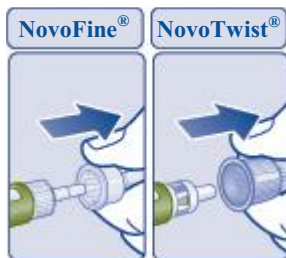
- Push the capped needle straight onto the Pen and twist the needle on until it is tight (See Figure E).



(Figure E)

Step 5:

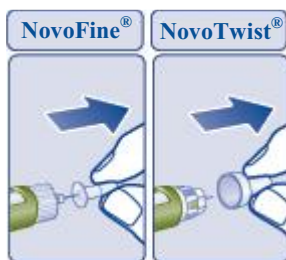
- Pull off the outer needle cap. **Do not** throw it away (See Figure F).



(Figure F)

Step 6:

- Pull off the inner needle cap and throw it away (See Figure G).



(Figure G)

Priming your Insulin Degludec FlexTouch Pen:

Step 7:

- Turn the dose selector to **select 2 units** (See Figure H).



(Figure H)

Step 8:

- Hold the Pen with the needle pointing up. Tap the top of the Pen gently a few times to let any air bubbles rise to the top (See Figure I).



(Figure I)

Step 9:

- **Hold the Pen with the needle pointing up.** Press and hold in the dose button until the dose counter shows "0". The "0" must line up with the dose pointer.
- A drop of insulin should be seen at the needle tip (See Figure J).
 - If you **do not** see a drop of insulin, repeat steps 7 to 9, no more than 6 times.
 - If you **still do not** see a drop of insulin, change the needle and repeat steps 7 to 9.



(Figure J)

Selecting your dose:

Step 10:

Insulin Degludec FlexTouch Pen 200 units/mL is made to deliver the number of insulin units that your healthcare provider prescribed. **Do not perform any dose conversion.**

Check to make sure the dose selector is set at 0.

- **Turn the dose selector to select the number of units you need to inject.** The dose pointer should line up with your dose (See Figure K).
 - If you select the wrong dose, you can turn the dose selector forwards or backwards to the correct dose.
 - Each line on the dial is an even number.

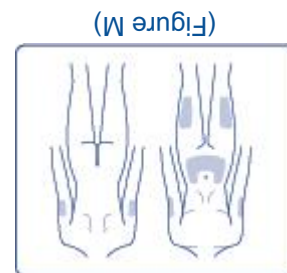


(Figure K)

- The Insulin Degludec FlexTouch Pen insulin scale will show you how much insulin is left in your Pen (See Figure L).

- **Insert the needle into your skin** (See Figure N).

Step 12:



- Choose your injection site (thighs, upper arms, or abdomen) and wipe the skin with an alcohol swab (See Figure M). Let the injection site dry before you inject your dose.

Step 11:

- Change (rotate) your injection sites within the area you choose for each dose to reduce your risk of getting lipodystrophy (pits in skin or thickened skin) and localized cutaneous amyloidosis (skin with lumps) at the injection sites. **Do not** use the same injection site for each injection. **Do not** inject where the skin has pits, is thickened, or has lumps. **Do not** inject where the skin is tender, bruised, scaly or hard, or into scars or damaged skin.
- Insulin Degludec can be injected under the skin (subcutaneously) of your upper legs (thighs), upper arms, or stomach area (abdomen).
- Inject your Insulin Degludec exactly as your healthcare provider has shown you. Your healthcare provider should tell you if you need to pinch the skin before injecting.

Giving your injection:

- **To see how much insulin is left in your Insulin Degludec FlexTouch Pen:**
 - Turn the dose selector until it stops. The dose counter will line up with the number of units of insulin that is left in your Pen. If the dose counter shows 160, there are **at least 160** units left in your Pen.
 - If the dose counter shows **less than 160**, the number shown in the dose counter is the number of units left in your Pen.



- **Make sure you can see the dose counter.** Do not cover it with your fingers, this can stop your injection.



(Figure N)

Step 13:

- **Press and hold down the dose button until the dose counter shows “0”** (See Figure O).
 - The “0” must line up with the dose pointer. You may then hear or feel a click.



(Figure O)

- **Keep the needle in your skin after the dose counter has returned to “0” and slowly count to 6** (See Figure P).
 - **When the dose counter returns to “0”, you will not get your full dose until 6 seconds later.**
 - **If the needle is removed before you count to 6, you may see a stream of insulin coming from the needle tip.**
 - **If you see a stream of insulin coming from the needle tip you will not get your full dose. If this happens you should check your blood sugar levels more often because you may need more insulin.**

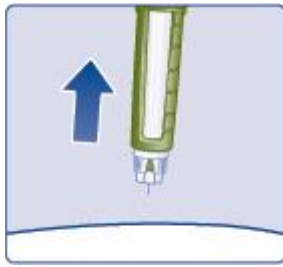


(Figure P)

Step 14:

- **Pull the needle out of your skin** (See Figure Q).

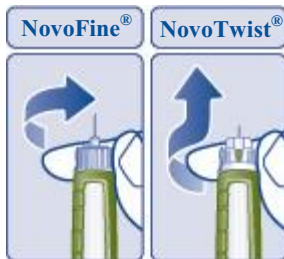
- If you see blood after you take the needle out of your skin, press the injection site lightly with a piece of gauze or an alcohol swab. **Do not** rub the area.



(Figure Q)

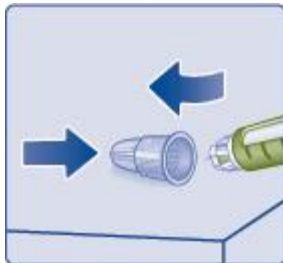
Step 15:

- **Carefully remove the needle from the Pen and throw it away** (See Figure R).
 - **Do not** recap the needle. Recapping the needle can lead to needle stick injury.



(Figure R)

- If you **do not** have a sharps container, carefully slip the needle into the outer needle cap (See Figure S). Safely remove the needle and throw it away as soon as you can.

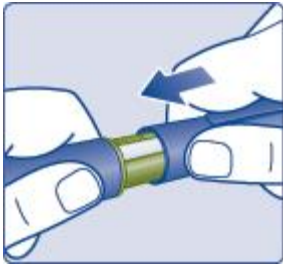


(Figure S)

- **Do not** store the Pen with the needle attached. Storing without the needle attached helps prevent leaking, blocking of the needle, and air from entering the Pen.

Step 16:

- Replace the Pen cap by pushing it straight on (See Figure T).



(Figure T)

After your injection:

- The used Insulin Degludec FlexTouch Pen may be thrown away in your household trash after you have removed the needle.
- Put your used needles in a FDA-cleared sharps disposal container right away after use. Do not throw away (dispose of) loose needles in your household trash.
- If you do not have a FDA-cleared sharps disposal container, you may use a household container that is:
 - made of a heavy-duty plastic
 - can be closed with a tight-fitting, puncture-resistant lid, without sharps being able to come out
 - upright and stable during use
 - leak-resistant
 - properly labeled to warn of hazardous waste inside the container
- When your sharps disposal container is almost full, you will need to follow your community guidelines for the right way to dispose of your sharps disposal container. There may be state or local laws about how you should throw away used needles and syringes. Do not reuse or share needles or syringes with another person. For more information about the safe sharps disposal, and for specific information about sharps disposal in the state that you live in, go to the FDA's website at: <http://www.fda.gov/safesharpsdisposal>.
- Do not dispose of your used sharps disposal container in your household trash unless your community guidelines permit this. Do not recycle your used sharps disposal container.

How should I store my Insulin Degludec FlexTouch Pen?

Before use:

- Store unused Insulin Degludec FlexTouch Pens in the refrigerator at 36°F to 46°F (2°C to 8°C).
- **Do not** freeze Insulin Degludec. **Do not** use Insulin Degludec if it has been frozen.
- Unused Pens may be used until the expiration date printed on the label, if kept in the refrigerator.

Pen in use:

- Store the Pen you are currently using in the refrigerator between 36°F to 46°F (2°C to 8°C) or keep at room temperature up to 86°F (30°C).
- Keep Insulin Degludec away from heat or light.
- The Insulin Degludec FlexTouch Pen you are using should be thrown away after 56 days if it is refrigerated or kept at room temperature, even if it still has insulin left in it and the expiration date has not passed.

General Information about the safe and effective use of Insulin Degludec.

- **Keep Insulin Degludec FlexTouch Pens and needles out of the reach of children.**
- **Always** use a new needle for each injection.
- **Do not** share Insulin Degludec FlexTouch Pens or needles with other people. You may give other people a serious infection, or get a serious infection from them.

This Instructions for Use has been approved by the U.S. Food and Drug Administration.

Manufactured by:

Novo Nordisk Inc.
800 Scudders Mill Road
Plainsboro, NJ 08536
U.S. License Number 1261

For information contact:
Novo Nordisk Pharma, Inc.
1-800-727-6500 (Se habla español)

Revised: 07/2022

© 2022 Novo Nordisk

Insulin Degludec

Injection
FlexTouch®
200 units/mL

Read before first use

INSTRUCTIONS FOR USE
Insulin Degludec
injection, for subcutaneous use
FlexTouch® Pen 100 units/mL
This product is Tresiba (insulin degludec).

Please read the following instructions carefully before using your Insulin Degludec FlexTouch Pen.

- Do not share your Insulin Degludec FlexTouch Pen with other people, even if the needle is changed. You may give other people a serious infection, or get a serious infection from them.
- Insulin Degludec FlexTouch Pen 100 units/mL (“Pen”) is a prefilled disposable, single-patient-use insulin pen containing 300 units of insulin degludec. You can inject from 1 to 80 units in a single injection. The units can be increased by 1 unit at a time.
- This Pen is not recommended for use by the blind or visually impaired without the assistance of a person trained in the proper use of the product.

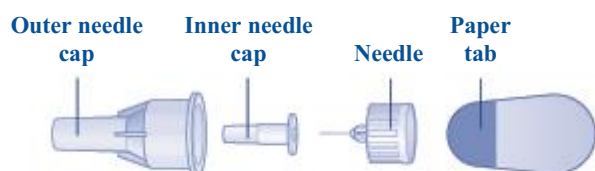
Supplies you will need to give your Insulin Degludec injection:

- Insulin Degludec FlexTouch Pen
- a new NovoFine or NovoTwist needle
- alcohol swab
- a sharps container for throwing away used Pens and needles. See “After your injection” at the end of these instructions.

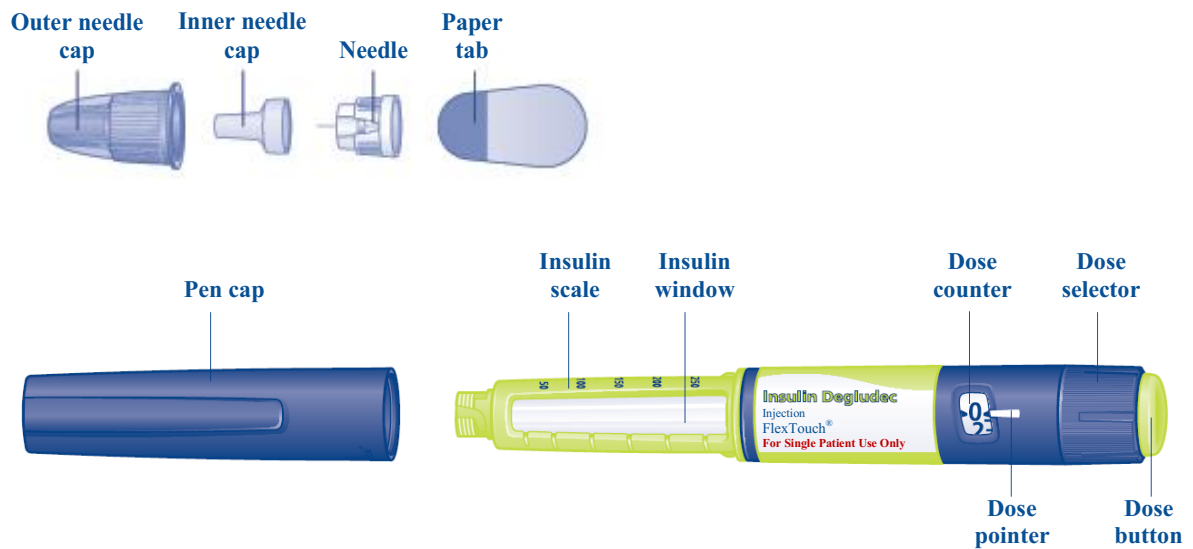
Preparing your Insulin Degludec FlexTouch Pen:

- Wash your hands with soap and water.
- Before you start to prepare your injection, check the Insulin Degludec FlexTouch Pen label to make sure you are taking the right type of insulin. This is especially important if you take more than 1 type of insulin.
- Insulin Degludec should look clear and colorless. Do not use Insulin Degludec if it is cloudy or colored.
- Do not use Insulin Degludec past the expiration date printed on the label or 56 days after you start using the Pen.
- Always use a new needle for each injection to help ensure sterility and prevent blocked needles. Do not reuse or share needles with another person. You may give other people a serious infection, or get a serious infection from them.

NovoFine®



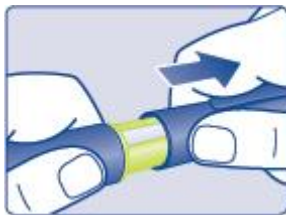
NovoTwist[®]



(Figure A)

Step 1:

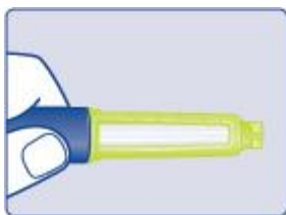
- Pull Pen cap straight off (See Figure B).



(Figure B)

Step 2:

- **Check the liquid in the Pen** (See Figure C). Insulin Degludec should look clear and colorless. **Do not** use it if it looks cloudy or colored.



(Figure C)

Step 3:

- **Select a new needle.**
- Pull off the paper tab from the outer needle cap (See Figure D).



(Figure D)

Step 4:

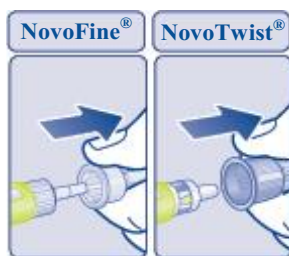
- Push the capped needle straight onto the Pen and twist the needle on until it is tight (See Figure E).



(Figure E)

Step 5:

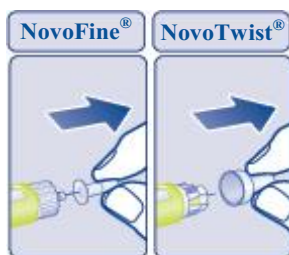
- Pull off the outer needle cap. **Do not** throw it away (See Figure F).



(Figure F)

Step 6:

- Pull off the inner needle cap and throw it away (See Figure G).



(Figure G)

Priming your Insulin Degludec FlexTouch Pen:

Step 7:

- Turn the dose selector to **select 2 units** (See Figure H).



(Figure H)

Step 8:

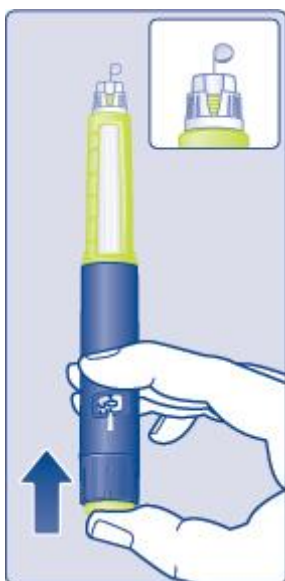
- Hold the Pen with the needle pointing up. Tap the top of the Pen gently a few times to let any air bubbles rise to the top (See Figure I).



(Figure I)

Step 9:

- **Hold the Pen with the needle pointing up.** Press and hold in the dose button until the dose counter shows “0”. The “0” must line up with the dose pointer.
- A drop of insulin should be seen at the needle tip (See Figure J).
 - o If you **do not** see a drop of insulin, repeat steps 7 to 9, no more than 6 times.
 - o If you **still do not** see a drop of insulin, change the needle and repeat steps 7 to 9.



(Figure J)

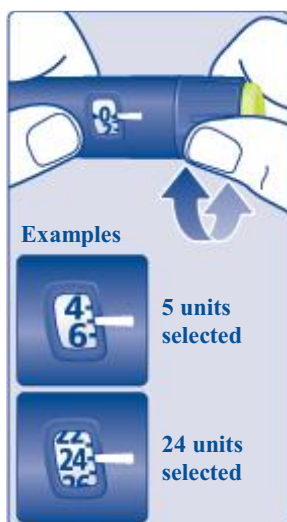
Selecting your dose:

Step 10:

Insulin Degludec FlexTouch Pen 100 units/mL is made to deliver the number of insulin units that your healthcare provider prescribed. **Do not perform any dose conversion.**


Check to make sure the dose selector is set at 0.

- **Turn the dose selector to select the number of units you need to inject.** The dose pointer should line up with your dose (See Figure K).
 - o If you select the wrong dose, you can turn the dose selector forwards or backwards to the correct dose.
 - o The **even** numbers are printed on the dial.
 - o The **odd** numbers are shown as lines.



(Figure K)

- The Insulin Degludec FlexTouch Pen insulin scale will show you how much insulin is left in your Pen (See Figure L).



(Figure L)

- **To see how much insulin is left in your Insulin Degludec FlexTouch Pen:**
 - o Turn the dose selector until it stops. The dose counter will line up with the number of units of insulin that is left in your Pen. If the dose counter shows 80, there are **at least 80** units left in your Pen.

o If the dose counter shows **less than 80**, the number shown in the dose counter is the number of units left in your Pen.

Giving your injection:

• Inject your Insulin Degludec exactly as your healthcare provider has shown you. Your healthcare provider should tell you if you need to pinch the skin before injecting.

• Insulin Degludec can be injected under the skin (subcutaneously) of your upper legs (thighs), upper arms, or stomach area (abdomen).

• Change (rotate) your injection sites within the area you choose for each dose to reduce your risk of getting lipodystrophy (pits in skin or thickened skin) and localized cutaneous amyloidosis (skin with lumps) at the injection sites. **Do not** use the same injection site for each injection. **Do not** inject where the skin has pits, is thickened, or has lumps. **Do not** inject where the skin is tender, bruised, scaly or hard, or into scars or damaged skin.

Step 11:

• Choose your injection site (thighs, upper arms, or abdomen) and wipe the skin with an alcohol swab (See Figure M). Let the injection site dry before you inject your dose.



(Figure M)

Step 12:

• Insert the needle into your skin (See Figure N).

o Make sure you can see the dose counter. **Do not** cover it with your fingers, this can stop your injection.



(Figure N)

Step 13:

• Press and hold down the dose button until the dose counter shows “0” (See Figure O).
o The “0” must line up with the dose pointer. You may then hear or feel a click.



(Figure O)

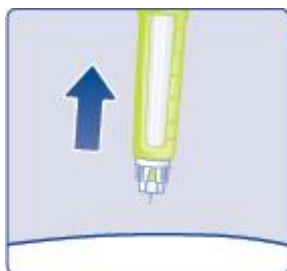
- **Keep the needle in your skin after** the dose counter has returned to “0” and **slowly count to 6** (See Figure P).
 - **When the dose counter returns to “0”, you will not get your full dose until 6 seconds later.**
 - **If the needle is removed before you count to 6, you may see a stream of insulin coming from the needle tip.**
 - **If you see a stream of insulin coming from the needle tip you will not get your full dose. If this happens you should check your blood sugar levels more often because you may need more insulin.**



(Figure P)

Step 14:

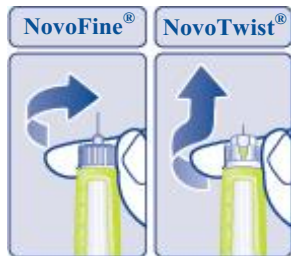
- **Pull the needle out of your skin** (See Figure Q).
 - If you see blood after you take the needle out of your skin, press the injection site lightly with a piece of gauze or an alcohol swab. **Do not** rub the area.



(Figure Q)

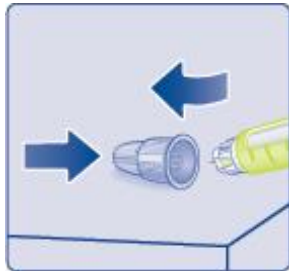
Step 15:

- **Carefully remove the needle from the Pen and throw it away** (See Figure R).
 - **Do not** recap the needle. Recapping the needle can lead to needle stick injury.



(Figure R)

- If you **do not** have a sharps container, carefully slip the needle into the outer needle cap (See Figure S). Safely remove the needle and throw it away as soon as you can.

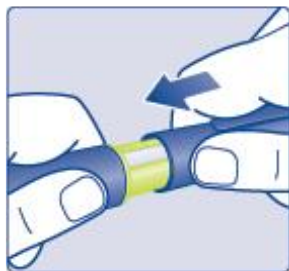


(Figure S)

- o **Do not** store the Pen with the needle attached. Storing without the needle attached helps prevent leaking, blocking of the needle, and air from entering the Pen.

Step 16:

- Replace the Pen cap by pushing it straight on (See Figure T).



(Figure T)

After your injection:

- The used Insulin Degludec FlexTouch Pen may be thrown away in your household trash after you have removed the needle.
- Put your used needles in a FDA-cleared sharps disposal container right away after use. Do not throw away (dispose of) loose needles in your household trash.
- If you do not have a FDA-cleared sharps disposal container, you may use a household container that is:
 - o made of a heavy-duty plastic
 - o can be closed with a tight-fitting, puncture-resistant lid, without sharps being able to come out
 - o upright and stable during use
 - o leak-resistant
 - o properly labeled to warn of hazardous waste inside the container
- When your sharps disposal container is almost full, you will need to follow your community guidelines for the right way to dispose of your sharps disposal container. There may be state or local laws about how you should throw away used needles and syringes. Do not reuse or share needles or syringes with another person. For more information about the safe sharps disposal, and for specific information about sharps disposal in the state that you live in, go to the FDA's website at: <http://www.fda.gov/safesharpsdisposal>.

- Do not dispose of your used sharps disposal container in your household trash unless your community guidelines permit this. Do not recycle your used sharps disposal container.

How should I store my Insulin Degludec FlexTouch Pen?

Before use:

- Store unused Insulin Degludec FlexTouch Pens in the refrigerator at 36°F to 46°F (2°C to 8°C).
- **Do not** freeze Insulin Degludec. **Do not** use **Insulin Degludec** if it has been frozen.
- Unused Pens may be used until the expiration date printed on the label, if kept in the refrigerator.

Pen in use:

- Store the Pen you are currently using in the refrigerator between 36°F to 46°F (2°C to 8°C) or keep at room temperature up to 86°F (30°C).
- Keep Insulin Degludec away from heat or light.
- The Insulin Degludec FlexTouch Pen you are using should be thrown away after 56 days if it is refrigerated or kept at room temperature, even if it still has insulin left in it and the expiration date has not passed.

General Information about the safe and effective use of Insulin Degludec.

- **Keep Insulin Degludec FlexTouch Pens and needles out of the reach of children.**
- **Always** use a new needle for each injection.
- **Do not** share Insulin Degludec FlexTouch Pens or needles with other people. You may give other people a serious infection, or get a serious infection from them.

This Instructions for Use has been approved by the U.S. Food and Drug Administration.

Manufactured by:

Novo Nordisk Inc.
800 Scudders Mill Road
Plainsboro, NJ 08536
U.S. License Number 1261

For information contact:
Novo Nordisk Pharma, Inc.
1-800-727-6500 (Se habla español)

Revised: 07/2022

© 2022 Novo Nordisk

Insulin Degludec

Injection
FlexTouch®
100 units/mL

Read before first use