

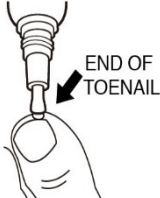



**Instructions for Use**  
**JUBLIA™ (joo-blee-uh)**  
**(efinaconazole)**  
**topical solution, 10%**

**Important information: JUBLIA is for use on toenails and surrounding skin only. Do not use JUBLIA in your mouth, eyes or vagina.**

Read this Instructions for Use that comes with JUBLIA before you start using it. Talk to your healthcare provider if you have any questions.

**How to apply JUBLIA:**

<b>Your toenails should be clean and dry before you apply JUBLIA.</b>	
<b>Step 1:</b> Remove the cap from the JUBLIA bottle.	
<b>Step 2:</b> Hold the bottle upside down directly over the affected toenail. By turning the bottle upside down, the entire brush will become moistened with the solution. Apply one drop of JUBLIA onto the toenail. <b>Do not squeeze</b> the bottle, or press or rub the brush firmly against the toenail while applying JUBLIA.	
<b>Step 3:</b> For the big toenail, also apply a second drop to the end of the toenail using the tip of the brush. If needed, repeat Step 2 to re-wet the brush.	
<b>Step 4:</b> Use the brush to gently spread JUBLIA around the entire toenail, including the cuticle, folds of the skin next to the sides of the toenail, and underneath the nail. <b>Do not squeeze</b> the bottle, or press or rub the brush firmly against the toenail while spreading JUBLIA with the brush.	
<b>Step 5:</b> Repeat Steps 2 to 4 to apply JUBLIA to each affected toenail.	
<b>Step 6:</b> Let JUBLIA dry completely.	
<b>Step 7:</b> After applying JUBLIA to your affected toenails, place the cap on the bottle and screw it on tightly.	
<b>Step 8:</b> Wash your hands with soap and water after applying JUBLIA.	

**This label may not be the latest approved by FDA.  
For current labeling information, please visit <https://www.fda.gov/drugsatfda>**

This Instructions for Use has been approved by the U.S. Food and Drug Administration.

Manufactured for: Valeant Pharmaceuticals North America LLC Bridgewater, NJ 08807 USA

Manufactured by: Valeant Pharmaceuticals International, Inc., Laval, Quebec H7L 4A8, Canada

Revised: 09/2016





9462901

**Instructions for Use**  
**JUBLIA™ (joo-blee-uh)**  
**(efinaconazole)**  
**topical solution, 10%**

**Important information: JUBLIA is for use on toenails and surrounding skin only. Do not use JUBLIA in your mouth, eyes or vagina.**

Read this Instructions for Use that comes with JUBLIA before you start using it. Talk to your healthcare provider if you have any questions.

**How to apply JUBLIA:**

<b>Your toenails should be clean and dry before you apply JUBLIA.</b>	
<b>Step 1:</b> Remove the cap from the JUBLIA bottle.	
<b>Step 2:</b> Hold the bottle upside down directly over the affected toenail. By turning the bottle upside down, the entire brush will become moistened with the solution. Apply one drop of JUBLIA onto the toenail. <b>Do not squeeze</b> the bottle, or press or rub the brush firmly against the toenail while applying JUBLIA.	
<b>Step 3:</b> For the big toenail, also apply a second drop to the end of the toenail using the tip of the brush. If needed, repeat Step 2 to re-wet the brush.	
<b>Step 4:</b> Use the brush to gently spread JUBLIA around the entire toenail, including the cuticle, folds of the skin next to the sides of the toenail, and underneath the nail. <b>Do not squeeze</b> the bottle, or press or rub the brush firmly against the toenail while spreading JUBLIA with the brush.	
<b>Step 5:</b> Repeat Steps 2 to 4 to apply JUBLIA to each affected toenail.	
<b>Step 6:</b> Let JUBLIA dry completely.	
<b>Step 7:</b> After applying JUBLIA to your affected toenails, place the cap on the bottle and screw it on tightly.	
<b>Step 8:</b> Wash your hands with soap and water after applying JUBLIA.	

This label may not be the latest approved by FDA.  
For current labeling information, please visit <https://www.fda.gov/drugsatfda>

This Instructions for Use has been approved by the U.S. Food and Drug Administration.

Manufactured for: Valeant Pharmaceuticals North America LLC Bridgewater, NJ 08807 USA

Manufactured by: Kaken Pharmaceutical Co. Ltd, Shizuoka, Japan

Revised: 09/2016

9391903