

HIGHLIGHTS OF PRESCRIBING INFORMATION

These highlights do not include all the information needed to use EVZIO safely and effectively. See full prescribing information for EVZIO.

EVZIO (naloxone hydrochloride injection) Auto-Injector for intramuscular or subcutaneous use
Initial U.S. Approval: 1971

INDICATIONS AND USAGE

EVZIO is an opioid antagonist indicated for the emergency treatment of known or suspected opioid overdose, as manifested by respiratory and/or central nervous system depression. (1)
EVZIO is intended for immediate administration as emergency therapy in settings where opioids may be present. (1)
EVZIO is not a substitute for emergency medical care. (1)

DOSAGE AND ADMINISTRATION

- EVZIO is for intramuscular or subcutaneous use only. (2.1)
- Seek emergency medical care immediately after use. (2.1)
- Administer EVZIO to adult or pediatric patients into the anterolateral aspect of the thigh, through clothing if necessary. (2.2)
- Additional doses may be administered every 2 to 3 minutes until emergency medical assistance arrives. (2.2)
- In pediatric patients under the age of one, the caregiver should pinch the thigh muscle while administering the dose. (2.2)
- **If the electronic voice instruction system does not operate properly, EVZIO will still deliver the intended dose of naloxone hydrochloride when used according to the printed instructions on the flat surface of its label. (2.1)**

DOSAGE FORMS AND STRENGTHS

Injection: 0.4 mg/0.4 mL naloxone hydrochloride solution in a pre-filled auto-injector. (3)

CONTRAINDICATIONS

Patients known to be hypersensitive to naloxone hydrochloride (4)

WARNINGS AND PRECAUTIONS

- Due to the duration of action, keep the patient under continued surveillance and repeated doses of naloxone should be administered, as necessary, while awaiting emergency medical assistance. (5.1)
- Other supportive and/or resuscitative measures may be helpful while awaiting emergency medical assistance. (5.1)
- Reversal of respiratory depression by partial agonists or mixed agonists/antagonists such as buprenorphine and pentazocine, may be incomplete. (5.2)
- Use in patients who are opioid dependent may precipitate acute abstinence syndrome. (5.3)
- Patients with pre-existing cardiac disease or patients who have received medications with potential adverse cardiovascular effects should be monitored in an appropriate healthcare setting (5.3)
- In neonates, opioid withdrawal may be life-threatening if not recognized and properly treated. (5.3)

ADVERSE REACTIONS

The following adverse reactions have been identified during use of naloxone hydrochloride in the post-operative setting: Hypotension, hypertension, ventricular tachycardia and fibrillation, dyspnea, pulmonary edema, and cardiac arrest. Death, coma, and encephalopathy have been reported as sequelae of these events. Excessive doses of naloxone hydrochloride in post-operative patients have resulted in significant reversal of analgesia and have caused agitation. (6)

Abrupt reversal of opioid effects in persons who were physically dependent on opioids has precipitated signs and symptoms of opioid withdrawal including: body aches, fever, sweating, runny nose, sneezing, piloerection, yawning, weakness, shivering or trembling, nervousness, restlessness or irritability, diarrhea, nausea or vomiting, abdominal cramps, increased blood pressure, tachycardia. In the neonate, opioid withdrawal signs and symptoms also included: convulsions, excessive crying, hyperactive reflexes. (6)

To report SUSPECTED ADVERSE REACTIONS, contact kaleo, Inc. at 1-855-773-8946 or FDA at 1-800-FDA-1088 or www.fda.gov/medwatch.

See 17 for PATIENT COUNSELING INFORMATION and FDA-approved patient labeling

Revised: 4/2014

FULL PRESCRIBING INFORMATION: CONTENTS*

- 1 INDICATIONS AND USAGE**
- 2 DOSAGE AND ADMINISTRATION**
 - 2.1 Important Administration Instructions
 - 2.2 Dosing Information
- 3 DOSAGE FORMS AND STRENGTHS**
- 4 CONTRAINDICATIONS**
- 5 WARNINGS AND PRECAUTIONS**
 - 5.1 Duration of Effect
 - 5.2 Limited Efficacy with Partial Agonists or Mixed Agonist/Antagonists
 - 5.3 Precipitation of Severe Opioid Withdrawal
- 6 ADVERSE REACTIONS**
- 8 USE IN SPECIFIC POPULATIONS**
 - 8.1 Pregnancy
 - 8.3 Nursing Mothers
 - 8.4 Pediatric use
 - 8.5 Geriatric Use

- 11 DESCRIPTION**
- 12 CLINICAL PHARMACOLOGY**
 - 12.1 Mechanism of Action
 - 12.2 Pharmacodynamics
 - 12.3 Pharmacokinetics
- 13 NONCLINICAL TOXICOLOGY**
 - 13.1 Carcinogenesis, Mutagenesis, Impairment of Fertility

- 16 HOW SUPPLIED/STORAGE AND HANDLING**
 - 16.1 How Supplied
 - 16.2 Storage and Handling

17 PATIENT COUNSELING INFORMATION

*Sections or subsections omitted from the full prescribing information are not listed.

FULL PRESCRIBING INFORMATION

1 INDICATIONS AND USAGE

EVZIO is an opioid antagonist indicated for the emergency treatment of known or suspected opioid overdose, as manifested by respiratory and/or central nervous system depression.

EVZIO is intended for immediate administration as emergency therapy in settings where opioids may be present.

EVZIO is not a substitute for emergency medical care.

2 DOSAGE AND ADMINISTRATION

2.1 Important Administration Instructions

- EVZIO is for intramuscular and subcutaneous use only.
- Because treatment of suspected opioid overdose must be performed by someone other than the patient, instruct the prescription recipient to inform those around them about the presence of EVZIO and the *Instructions for Use*.
- Seek emergency medical care immediately after use. Since the duration of action of most opioids exceeds that of naloxone hydrochloride, and the suspected opioid overdose may occur outside of supervised medical settings, seek immediate emergency medical assistance, keep the patient under continued surveillance, and administer repeated doses of EVZIO as necessary. Always seek emergency medical assistance in the event of a suspected, potentially life-threatening opioid emergency after administration of the first dose of EVZIO.
- Additional doses of EVZIO may be required until emergency medical assistance becomes available.
- Do not attempt to reuse EVZIO. Each EVZIO contains a single dose of naloxone.
- Visually inspect EVZIO through the viewing window for particulate matter and discoloration prior to administration. Do not administer unless the solution is clear and the glass container is undamaged.

The *Instructions for Use* should be read by the patient or caregiver at the time they receive a prescription for EVZIO. Provide the following instructions to the patient or caregiver:

- EVZIO must be administered according to the printed instructions on the device label or the electronic voice instructions (EVZIO contains a speaker that provides voice instructions to guide the user through each step of the injection). **If the EVZIO electronic voice instruction system does not operate properly, EVZIO will still deliver the intended dose of naloxone hydrochloride when used according to the printed instructions on its label.**
- Once the red safety guard is removed, EVZIO must be used immediately or disposed of properly. Do not attempt to replace the red safety guard once it is removed.

Upon actuation, EVZIO automatically inserts the needle intramuscularly or subcutaneously, delivers 0.4 mg naloxone hydrochloride injection, and retracts the needle fully into its housing. Post injection,

the black base locks in place, a red indicator appears in the viewing window, and electronic visual and audible instructions signal that EVZIO has delivered the intended dose of naloxone hydrochloride and instructs the user to seek emergency medical attention.

2.2 Dosing Information

Administer the initial dose of EVZIO to adult or pediatric patients intramuscularly or subcutaneously into the anterolateral aspect of the thigh, through clothing if necessary, and seek emergency medical assistance. Administer EVZIO as quickly as possible because prolonged respiratory depression may result in damage to the central nervous system or death. The requirement for repeat doses of EVZIO depends upon the amount, type, and route of administration of the opioid being antagonized.

If the desired response is not obtained after 2 or 3 minutes, another EVZIO dose may be administered. If there is still no response and additional doses are available, additional EVZIO doses may be administered every 2 to 3 minutes until emergency medical assistance arrives. Additional supportive and/or resuscitative measures may be helpful while awaiting emergency medical assistance.

Reversal of respiratory depression by partial agonists or mixed agonist/antagonists, such as buprenorphine and pentazocine, may be incomplete or require higher doses of naloxone.

Dosing in Adults and Pediatric Patients over Age One

Instruct patients or their caregivers to administer EVZIO according to the *Instructions for Use*, intramuscularly or subcutaneously.

Dosing in Pediatric Patients under Age One

In pediatric patients under the age of one, the caregiver should pinch the thigh muscle while administering EVZIO.

3 DOSAGE FORMS AND STRENGTHS

Injection: 0.4 mg/0.4 mL naloxone hydrochloride solution in a pre-filled auto-injector. Each EVZIO delivers 0.4 mg naloxone hydrochloride injection (0.4 mL).

4 CONTRAINDICATIONS

EVZIO is contraindicated in patients known to be hypersensitive to naloxone hydrochloride or to any of the other ingredients.

5 WARNINGS AND PRECAUTIONS

5.1 Duration of Effect

The duration of action of most opioids is likely to exceed that of EVZIO resulting in a return of respiratory and/or central nervous system depression after an initial improvement in symptoms. Therefore, it is necessary to seek immediate emergency medical assistance after delivering the first dose of EVZIO, keep the patient under continued surveillance, and repeat doses of EVZIO as

necessary. Additional supportive and/or resuscitative measures may be helpful while awaiting emergency medical assistance.

5.2 Limited Efficacy with Partial Agonists or Mixed Agonist/Antagonists

Reversal of respiratory depression by partial agonists or mixed agonist/antagonists such as buprenorphine and pentazocine, may be incomplete. Large doses of naloxone hydrochloride are required to antagonize buprenorphine because the latter has a long duration of action due to its slow rate of binding and subsequent slow dissociation from the opioid receptor. Buprenorphine antagonism is characterized by a gradual onset of the reversal effects and a decreased duration of action of the normally prolonged respiratory depression.

5.3 Precipitation of Severe Opioid Withdrawal

The use of EVZIO in patients who are opioid dependent may precipitate an acute abstinence syndrome characterized by the following signs and symptoms: body aches, diarrhea, tachycardia, fever, runny nose, sneezing, piloerection, sweating, yawning, nausea or vomiting, nervousness, restlessness or irritability, shivering or trembling, abdominal cramps, weakness, and increased blood pressure. In neonates, opioid withdrawal may be life-threatening if not recognized and properly treated and may include the following signs and symptoms: convulsions, excessive crying, and hyperactive reflexes.

Abrupt postoperative reversal of opioid depression after using naloxone hydrochloride may result in nausea, vomiting, sweating, tremulousness, tachycardia, hypotension, hypertension, seizures, ventricular tachycardia and fibrillation, pulmonary edema, and cardiac arrest. Death, coma, and encephalopathy have been reported as sequelae of these events. These events have occurred in patients most of whom had pre-existing cardiovascular disorders or received other drugs which may have similar adverse cardiovascular effects. Although a direct cause and effect relationship has not been established, after use of naloxone hydrochloride, patients with pre-existing cardiac disease or patients who have received medications with potential adverse cardiovascular effects should be monitored for hypotension, ventricular tachycardia or fibrillation, and pulmonary edema in an appropriate healthcare setting. It has been suggested that the pathogenesis of pulmonary edema associated with the use of naloxone hydrochloride is similar to neurogenic pulmonary edema, i.e., a centrally mediated massive catecholamine response leading to a dramatic shift of blood volume into the pulmonary vascular bed resulting in increased hydrostatic pressures.

6 ADVERSE REACTIONS

The following serious adverse reactions are discussed elsewhere in the labeling:

- Duration of effect [*see Warnings and Precautions (5.1)*]
- Precipitation of Severe Opioid Withdrawal [*see Warnings and Precautions (5.3)*]

The following adverse reactions have been identified during post-approval use of naloxone hydrochloride in the post-operative setting. Because these reactions are reported voluntarily from a population of uncertain size, it is not always possible to reliably estimate their frequency or establish a

causal relationship to drug exposure: Hypotension, hypertension, ventricular tachycardia and fibrillation, dyspnea, pulmonary edema, and cardiac arrest. Death, coma, and encephalopathy have been reported as sequelae of these events. Excessive doses of naloxone hydrochloride in post-operative patients have resulted in significant reversal of analgesia and have caused agitation [*see Warnings and Precautions (5.3)*].

Abrupt reversal of opioid effects in persons who were physically dependent on opioids has precipitated an acute withdrawal syndrome. Signs and symptoms have included: body aches, fever, sweating, runny nose, sneezing, piloerection, yawning, weakness, shivering or trembling, nervousness, restlessness or irritability, diarrhea, nausea or vomiting, abdominal cramps, increased blood pressure, tachycardia. In the neonate, opioid withdrawal signs and symptoms also included: convulsions, excessive crying, hyperactive reflexes [*see Warnings and Precautions (5.3)*].

8 USE IN SPECIFIC POPULATIONS

8.1 Pregnancy

Pregnancy Category B

Risk Summary

There are no adequate and well-controlled studies with EVZIO in pregnant women. Animal studies were conducted with naloxone hydrochloride given during organogenesis in mice and rats at doses 4-times and 8-times, respectively, the dose of a 50 kg human given 10 mg/day. These studies demonstrated no embryotoxic or teratogenic effects due to naloxone hydrochloride. Because animal reproduction studies are not always predictive of human response, EVZIO should be used during pregnancy only if clearly needed.

Clinical Considerations

Naloxone hydrochloride crosses the placenta, and may precipitate withdrawal in the fetus as well as in the opioid-dependent mother. The fetus should be evaluated for signs of distress after EVZIO is used. Careful monitoring is needed until the fetus and mother are stabilized.

Data

Animal Data

Naloxone hydrochloride was administered during organogenesis to mice and rats at doses 4-times and 8-times, respectively, the dose of 10 mg/day given to a 50 kg human (when based on body surface area or mg/m²). These studies demonstrated no embryotoxic or teratogenic effects due to naloxone hydrochloride.

8.3 Nursing Mothers

It is not known whether naloxone hydrochloride is present in human milk. Because many drugs are present in human milk, exercise caution when EVZIO is administered to a nursing woman.

8.4 Pediatric Use

The safety and effectiveness of EVZIO (for intramuscular and subcutaneous use) have been established in pediatric patients for known or suspected opioid overdose, as manifested by respiratory and/or central nervous system depression. Use of naloxone hydrochloride in pediatric patients is supported by evidence from adequate and well-controlled studies of naloxone hydrochloride in adults with additional data from 15 clinical studies (controlled and uncontrolled) in which neonates and pediatric patients received parenteral naloxone in doses ranging from 0.005 mg/kg to 0.01 mg/kg. Safety and effectiveness are also supported by use of other naloxone hydrochloride products in the post-marketing setting as well as data available in the medical literature and clinical practice guidelines.

Absorption of naloxone hydrochloride following subcutaneous or intramuscular administration in pediatric patients may be erratic or delayed. Even when the opiate-intoxicated pediatric patient responds dramatically to naloxone hydrochloride injection, he/she must be carefully monitored for at least 24 hours as a relapse may occur as naloxone is metabolized. In opioid-dependent pediatric patients, (including neonates), administration of naloxone may result in an abrupt and complete reversal of opioid effects, precipitating an acute opioid withdrawal syndrome. Neonatal opioid withdrawal syndrome, unlike opioid withdrawal syndrome in adults, may be life-threatening and should be treated according to protocols developed by neonatology experts [*see Warnings and Precautions (5.3)*].

In neonates and pediatric patients less than 1 year of age, careful observation of the administration site for evidence of residual needle parts and/or signs of infection is warranted [*see Dosage and Administration (2.1)*].

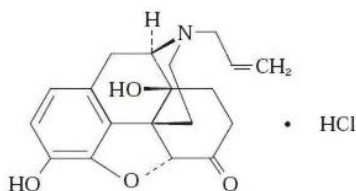
8.5 Geriatric Use

Geriatric patients have a greater frequency of decreased hepatic, renal, or cardiac function and of concomitant disease or other drug therapy. Therefore, the systemic exposure of naloxone can be higher in these patients.

Clinical studies of naloxone hydrochloride did not include sufficient numbers of subjects aged 65 and over to determine whether they respond differently from younger subjects. Other reported clinical experience has not identified differences in responses between the elderly and younger patients.

11 DESCRIPTION

EVZIO (naloxone hydrochloride injection, USP) is a pre-filled, single-use auto-injector. EVZIO is not made with natural rubber latex. Chemically, naloxone hydrochloride is the hydrochloride salt of 17-Allyl-4,5 α -epoxy-3,14-dihydroxymorphinan-6-one hydrochloride with the following structure:



$C_{19}H_{21}NO_4 \cdot HCl$

M.W. 363.84

Naloxone hydrochloride occurs as a white to slightly off-white powder, and is soluble in water, in dilute acids, and in strong alkali; slightly soluble in alcohol; practically insoluble in ether and in chloroform.

Each 0.4 mL in EVZIO contains inactive ingredients of 3.34 mg of sodium chloride, hydrochloric acid to adjust pH, and water for injection. The pH range is 3.0 to 4.5.

12 CLINICAL PHARMACOLOGY

12.1 Mechanism of Action

Naloxone hydrochloride is an opioid antagonist that antagonizes opioid effects by competing for the same receptor sites.

Naloxone hydrochloride reverses the effects of opioids, including respiratory depression, sedation, and hypotension. Also, it can reverse the psychotomimetic and dysphoric effects of agonist-antagonists such as pentazocine.

12.2 Pharmacodynamics

When naloxone hydrochloride is administered intravenously, the onset of action is generally apparent within two minutes. The time to onset of action is shorter for intravenous compared to subcutaneous or intramuscular routes of administration.

The duration of action is dependent upon the dose and route of administration of naloxone hydrochloride.

12.3 Pharmacokinetics

In one pharmacokinetic study in 30 healthy subjects, a single 0.4 mg subcutaneous or intramuscular naloxone injection administered using EVZIO provides equivalent naloxone AUC and 15% greater naloxone C_{max} in comparison to a single 0.4 mg subcutaneous or intramuscular naloxone injection administered using a standard syringe.

Following a single EVZIO injection, the median T_{max} of naloxone was reached at 15 minutes (range 5 minutes to 1.2 hours), with a mean (\pm SD) C_{max} value of 1.24 (\pm 0.64) ng/mL. The mean (\pm SD) plasma half-life of naloxone in healthy adults was 1.28 (\pm 0.48) hours. In the same study, following administration of a single dose of 0.4 mg naloxone injection using a standard syringe, the median T_{max} was 20 minutes (range 5 minutes to 2.03 hours) and the mean (\pm SD) C_{max} value was 1.07 (\pm 0.48) ng/mL. The mean (\pm SD) plasma half-life was 1.36 (\pm 0.32) hours.

Distribution

Following parenteral administration, naloxone is distributed in the body and readily crosses the placenta. Plasma protein binding occurs but is relatively weak. Plasma albumin is the major binding constituent but significant binding of naloxone also occurs to plasma constituents other than albumin. It is not known whether naloxone is excreted into human milk.

Metabolism

Naloxone hydrochloride is metabolized in the liver, primarily by glucuronide conjugation with naloxone-3-glucuronide as the major metabolite.

Elimination

After an oral or intravenous dose, about 25-40% of naloxone is excreted as metabolites in urine within 6 hours, about 50% in 24 hours, and 60-70% in 72 hours. Following a single EVZIO injection, the mean (\pm SD) plasma half-life of naloxone in healthy adults was 1.28 (\pm 0.48) hours. In a neonatal study of naloxone injection, the mean (\pm SD) plasma half-life was observed to be 3.1 (\pm 0.5) hours.

13 NONCLINICAL TOXICOLOGY

13.1 Carcinogenesis, Mutagenesis, Impairment of Fertility

Carcinogenesis

Long-term animal studies to evaluate the carcinogenic potential of naloxone have not been completed.

Mutagenesis

Naloxone was weakly positive in the Ames mutagenicity and in the in vitro human lymphocyte chromosome aberration test but was negative in the in vitro Chinese hamster V79 cell HGPRT mutagenicity assay and in the in vivo rat bone marrow chromosome aberration study.

Impairment of Fertility

Reproduction studies conducted in mice and rats at doses 4-times and 8-times, respectively, the dose of a 50 kg human given 10 mg/day (when based on surface area or mg/m^2), demonstrated no adverse effect of naloxone hydrochloride on fertility.

16 HOW SUPPLIED/STORAGE AND HANDLING

16.1 How Supplied

Carton containing two EVZIO (naloxone hydrochloride injection, USP) 0.4 mg auto-injectors and a single Trainer for EVZIO - NDC 60842-030-01

16.2 Storage and Handling

Store EVZIO in the outer case provided.

Store at controlled room temperature 15°C to 25°C (59°F to 77°F) excursions permitted between 4°C and 40°C (between 39°F and 104°F).

Before using, check to make sure the solution in the auto-injector is not discolored. Replace EVZIO if the solution is discolored or contains a precipitate.

17 PATIENT COUNSELING INFORMATION

Advise the patient and family members or caregivers to read the FDA-approved patient labeling (*Instructions for Use*).

Instruct patients and their family members or caregivers to:

- Become familiar with the following information contained in the carton as soon as they receive EVZIO:
 - EVZIO Instructions for Use
 - Trainer for EVZIO Instructions for Use
 - Trainer for EVZIO
- Practice using the Trainer before EVZIO is needed.
 - Each EVZIO (which is purple and yellow) can only be used one time; however, the Trainer (which is black and white) can be re-used for training purposes and its red safety guard can be removed and replaced.
 - Both EVZIO and the Trainer for EVZIO incorporate the electronic voice instruction system.
- Make sure EVZIO is present whenever persons may be intentionally or accidentally exposed to an opioid to treat serious opioid overdose (i.e., opioid emergencies).

Instruct the patients and their family members or caregivers how to recognize the signs and symptoms of an opioid overdose requiring the use of EVZIO such as the following:

- Extreme sleepiness - inability to awaken a patient verbally or upon a firm sternal rub.
- Breathing problems - this can range from slow or shallow breathing to no breathing in a patient who cannot be awakened.
- Other signs and symptoms that may accompany sleepiness and breathing problems include the following:
 - Extremely small pupils (the black circle in the center of the colored part of the eye) sometimes called “pinpoint pupils.”
 - Slow heartbeat and/or low blood pressure.

Instruct them that when in doubt, if a patient is unresponsive, and an opioid overdose is suspected, administer EVZIO as quickly as possible because prolonged respiratory depression may result in damage to the central nervous system or death. Instruct them to seek emergency medical assistance after administering the first dose of EVZIO.

Duration of Effect

Instruct patients and their family members or caregivers that since the duration of action of most opioids may exceed that of naloxone, seek immediate emergency medical assistance, keep the patient under continued surveillance, and administer repeated doses of EVZIO as necessary.

Limited Efficacy for/with Partial Agonists or Mixed Agonist/Antagonists

Instruct patients and their family members or caregivers that the reversal of respiratory depression by partial agonists or mixed agonist/antagonists such as buprenorphine and pentazocine, may be incomplete.

Precipitation of Severe Opioid Withdrawal

Instruct patients and their family members or caregivers that the use of EVZIO in patients who are opioid dependent may precipitate an acute abstinence syndrome characterized by the following signs and symptoms: body aches, diarrhea, tachycardia, fever, runny nose, sneezing, piloerection, sweating, yawning, nausea or vomiting, nervousness, restlessness or irritability, shivering or trembling, abdominal cramps, weakness, and increased blood pressure. In neonates, opioid withdrawal may be life threatening if not recognized and properly treated, and may include the following signs and symptoms: convulsions, excessive crying, and hyperactive reflexes.

Administration Instructions

Instruct patients and their family members or caregivers about the following important information:

- EVZIO is user actuated and may be administered through clothing [e.g., pants, jeans, etc.] if necessary.
 - Inject EVZIO while pressing into the anterolateral aspect of the thigh. In pediatric patients less than 1 year of age, pinch the thigh muscle while administering EVZIO.
 - Upon actuation, EVZIO automatically inserts the needle intramuscularly or subcutaneously, delivers the naloxone, and retracts the needle fully into its housing. The needle is not visible before, during, or after injection.
 - Each EVZIO can only be used one time.
 - If the electronic voice instruction system on EVZIO does not work properly, EVZIO will still deliver the intended dose of naloxone hydrochloride when used according to the printed instructions on its label.
 - The electronic voice instructions are independent of activating EVZIO and are not required to wait for the voice instructions to be completed prior to moving to the next step in the injection process.
 - Post-injection, the black base locks in place, a red indicator appears in the viewing window and electronic visual and audible instructions signal that EVZIO has delivered the intended dose of naloxone hydrochloride.
 - EVZIO's red safety guard should not be replaced under any circumstances. However, the Trainer is designed for re-use and its red safety guard can be removed and replaced.
 - It is recommended that patients and caregivers become familiar with the training device provided and read the *Instructions for Use*; however, untrained caregivers or family members should still attempt to use EVZIO during a suspected opioid overdose while awaiting definitive emergency medical care.
 - Periodically visually inspect the naloxone solution through the viewing window. If the solution is discolored, cloudy, or contains solid particles, replace it with a new EVZIO.
 - Replace EVZIO before its expiration date.
-

Manufactured for:

kaleo, Inc.

Richmond, VA 23219

*For California Only: This product uses batteries containing Perchlorate Material – special handling may apply. See www.dtsc.ca.gov/hazardouswaste/perchlorate

PATIENT INFORMATION
EVZIO™ (EVV-zee-oh)
(naloxone hydrochloride injection)
Auto-Injector

You and your caregivers should read this Patient Information leaflet before an opioid emergency happens. This information does not take the place of talking with your healthcare provider about your medical condition or your treatment.

What is the most important information I should know about EVZIO?

EVZIO is used to temporarily reverse the effects of opioid medicines. The medicine in EVZIO has no effect in people who are not taking opioid medicines. Always carry EVZIO with you in case of an opioid emergency.

1. Use EVZIO right away if you or your caregiver think signs or symptoms of an opioid emergency are present because an opioid emergency can cause severe injury or death. Signs and symptoms of an opioid emergency may include:
 - unusual sleepiness and you are not able to awaken the person with a loud voice or rubbing firmly on the middle of their chest (sternum)
 - breathing problems including slow or shallow breathing in someone difficult to awaken or they look like they are not breathing
 - the black circle in the center of the colored part of the eye (pupil) is very small, sometimes called "pinpoint pupils" in someone difficult to awaken
2. Family members, caregivers, or other people who may have to use EVZIO in an opioid emergency should know where EVZIO is stored and how to give EVZIO before an opioid emergency happens.
3. Get emergency medical help right away after using the first dose of EVZIO.
4. The signs and symptoms of an opioid emergency can return within several minutes after EVZIO is given. If this happens, give additional injections using a new EVZIO auto-injector every 2 to 3 minutes and continue to closely watch the person until emergency help is received.

What is EVZIO?

- EVZIO is a prescription medicine used for the treatment of an opioid emergency such as an overdose or a possible opioid overdose with signs of breathing problems and severe sleepiness or not being able to respond.
- EVZIO is to be given right away by a caregiver and does not take the place of emergency medical care. Get emergency medical help right away after the first dose of EVZIO, even if the person wakes up.

Who should not use EVZIO?

Do not use EVZIO if you are allergic to naloxone hydrochloride or any of the ingredients in EVZIO. See the end of this leaflet for a complete list of ingredients in EVZIO.

What should I tell my healthcare provider before using EVZIO?

Before using EVZIO, tell your healthcare provider about all of your medical conditions, including if you:

- have heart problems
- are pregnant or plan to become pregnant. Use of EVZIO may cause withdrawal symptoms in your unborn baby. Your unborn baby should be examined by a healthcare provider right away after you use EVZIO.

Tell your healthcare provider about the medicines you take, including prescription and over-the-counter medicines, vitamins, and herbal supplements.

How should I use EVZIO?

Read the "Instructions for Use" at the end of this Patient Information leaflet for detailed information about the right way to use EVZIO.

- You should use EVZIO exactly as prescribed by your healthcare provider.
- Each EVZIO auto-injector contains only 1 dose of medicine.
- EVZIO should be injected into the muscle or skin of the outer thigh. It can be injected through clothing if needed.
- Caregivers should pinch the thigh muscle while injecting EVZIO into a child under the

age of one.

- A Trainer for EVZIO with a separate “Trainer Instructions for Use” leaflet is included with EVZIO. For additional training information and video instructions go to www.EVZIO.com or call 1-855-773-8946.
 - Practice with the Trainer for EVZIO before an opioid emergency happens to make sure you are able to safely use the real EVZIO in an emergency.
 - The Trainer for EVZIO does not contain a needle or medicine. It can be reused to practice your injection.
 - The red safety guard can be removed and replaced on the Trainer for EVZIO.

What are the possible side effects of EVZIO?

EVZIO may cause serious side effects, including:

• **Sudden opioid withdrawal symptoms.** In someone who has been using opioids regularly, opioid withdrawal symptoms can happen suddenly after receiving EVZIO and may include: body aches, fever, sweating, runny nose, sneezing, goose bumps, yawning, weakness, shivering or trembling, nervousness, restlessness or irritability, diarrhea, nausea or vomiting, stomach cramping, increased blood pressure, and increased heart rate.

In infants under 4 weeks old who have been receiving opioids regularly, sudden opioid withdrawal may be life-threatening if not treated the right way. Signs and symptoms include: seizures, crying more than usual and increased reflexes.

These are not all of the possible side effects of EVZIO. Call your doctor for medical advice about side effects. You may report side effects to FDA at 1-800-FDA-1088.

How should I store EVZIO?

- Store EVZIO at room temperature between 59°F to 77°F (15°C to 25°C).
- Keep EVZIO in its outer case until ready to use.
- Occasionally check EVZIO through the viewing window of the auto-injector. The solution should be clear. If the EVZIO solution is discolored, cloudy, or contains solid particles, replace it with a new EVZIO.
- Your EVZIO has an expiration date. Replace it before the expiration date.

Keep EVZIO and all medicines out of the reach of children.

General information about the safe and effective use of EVZIO

Medicines are sometimes prescribed for purposes other than those listed in a Patient Information leaflet. Do not use EVZIO for a condition for which it was not prescribed. You can ask your pharmacist or healthcare provider for information about EVZIO that is written for health professionals.

What are the ingredients in EVZIO?

Active ingredient: naloxone hydrochloride

Inactive ingredients: sodium chloride, hydrochloric acid to adjust pH, and water

EVZIO is not made with natural rubber latex.

Manufactured for kaleo, Inc., Richmond, VA, 23219
For more information, go to www.EVZIO.com or call 1-855-773-8946

This Patient Information has been approved by the U.S. Food and Drug Administration. Issued: 4/2014

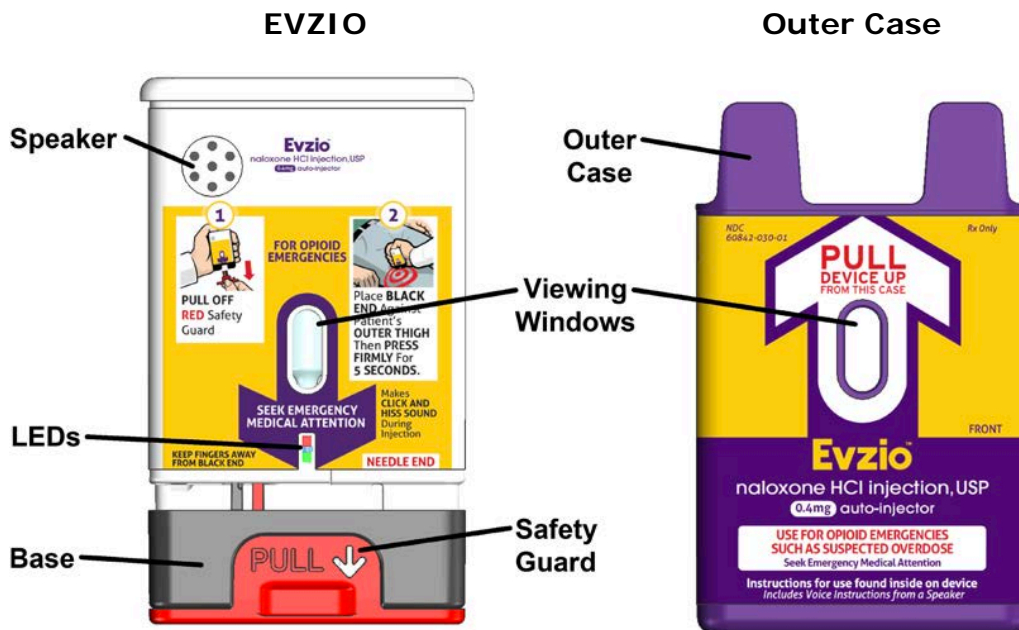
Instructions for Use EVZIO (EVV-zee-oh) (naloxone hydrochloride injection) Auto-Injector

Read the Instructions for Use that comes with EVZIO before using it. Talk to your healthcare provider if you or your caregivers have any questions about the use of EVZIO.

Automated voice instructions

EVZIO has a speaker that provides voice instructions to help guide you through each step of the injection. See Figure A. If the voice instructions do not work for any reason, EVZIO will still work. If this happens, use EVZIO as instructed below and follow the written instructions on the EVZIO auto-injector label.

Figure A



How to use EVZIO

Step 1. Pull EVZIO from the outer case. See Figure B.


Figure B



Do not go to Step 2 (Do not remove the **Red** safety guard.) until you are ready to use EVZIO. **If you are not ready to use EVZIO, put it back in the outer case for later use.**

Step 2. Pull off the **Red** safety guard. See Figure C.
To reduce the chance of an accidental injection, do not touch the **Black** base of the auto-injector, which is where the needle comes out.

Figure C



If an accidental injection happens, get medical help right away.

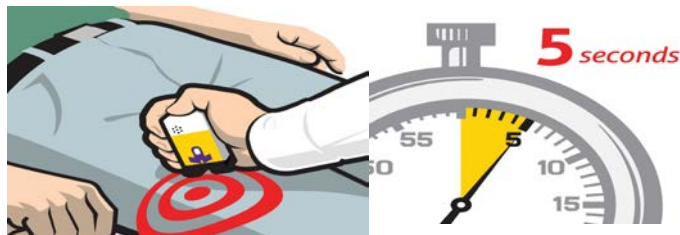
Note: The **Red** safety guard is made to fit tightly. **Pull firmly to remove.**

Do not replace the Red safety guard after it is removed.

Step 3. Place the **Black** end of EVZIO against the outer thigh, through clothing, if needed. **Press firmly** and hold in place for 5 seconds. See Figure D.

If you give EVZIO to an infant less than 1 year old, pinch the middle of the outer thigh before you give EVZIO and continue to pinch while you give EVZIO.

Figure D



Note: EVZIO makes a distinct sound (click and hiss) when it is pressed against the thigh. This is normal and means that EVZIO is working correctly. Keep EVZIO firmly pressed on the thigh for 5 seconds after you hear the click and hiss sound. The needle will inject and then retract back up into the EVZIO auto-injector and is not visible after use.

Step 4. After using EVZIO, get emergency medical help right away.

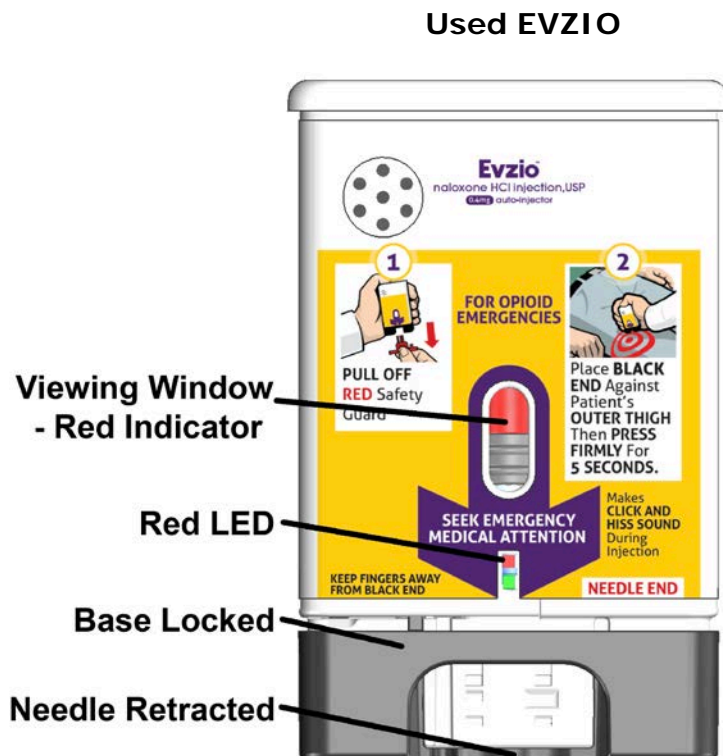
If symptoms return after an injection with EVZIO, an additional injection using another EVZIO may be needed. Give additional injections using a new EVZIO auto-injector every 2 to 3 minutes and continue to closely watch the person until emergency help is received.

EVZIO cannot be reused. After use, place the auto-injector back into its outer case. Do not replace the **Red** safety guard.

How to know that EVZIO has been used. See Figure E.

- The **Black** base will lock into place.
- The voice instruction system will state that EVZIO has been used and the LED will blink red.
- The **Red** safety guard cannot be replaced.
- The viewing window will no longer be clear. You will see a red indicator.

Figure E



What to do after EVZIO has been used:

- Get emergency medical help right away.
- Put the used EVZIO back into its outer case.
- Do not throw away the EVZIO in household trash. Do not recycle EVZIO.
- Used EVZIO should be taken to a healthcare setting for proper disposal in a sharps container.

There may be local or state laws about how to throw away used auto-injectors.*

*For California Only: This product uses batteries containing Perchlorate Material – special handling may apply. See www.dtsc.ca.gov/hazardouswaste/perchlorate

How should I store EVZIO?

- Store EVZIO at room temperature between 59°F to 77°F (15°C to 25°C).
- Keep EVZIO in its outer case until ready to use.
- Occasionally check EVZIO through the viewing window of the auto-injector. The solution should be clear. If the EVZIO solution is discolored, cloudy, or contains solid particles, replace it with a new EVZIO.
- Your EVZIO has an expiration date. Replace it before the expiration date.

Keep EVZIO and all medicines out of the reach of children.

This Instructions for Use has been approved by the U.S. Food and Drug Administration.

Manufactured for: kaleo, Inc., Richmond, VA 23219

Issued: 4/2014

Trainer for EVZIO™

Trainer Instructions for Use

Important:

The Trainer for EVZIO Does Not contain a needle or medicine. Always carry your real EVZIO with you in case of an opioid emergency.

Tell your family, friends, co-workers or other individuals who may need to use EVZIO during an opioid emergency, where you keep your EVZIO.

Important Information about the Trainer for EVZIO:

Inside your Trainer for EVZIO are:

- batteries
- a speaker that will make a beeping sound and that produces electronic voice instructions
- red and green blinking lights

The Trainer for EVZIO batteries are made to last for over 1,000 demonstrations or practices.

If the electronic voice instructions do not work properly, the Trainer for EVZIO can still be used for demonstration or practice. If this happens, use the instructions below and follow the written instructions on the Trainer for EVZIO label.

What is the Trainer for EVZIO?

- The Trainer for EVZIO does not contain a needle or medicine and can be reused to practice your injection.
- Practice with the Trainer for EVZIO before an opioid emergency happens to make sure you are able to safely use the real EVZIO in an emergency.
- A Trainer for EVZIO comes with each EVZIO prescription so that you and your caregiver can practice and demonstrate how to use EVZIO.

Figure A.



Trainer for EVZIO:

- is inside a **white and black** outer case
- **does not** contain a needle or medicine
- **can be** reused (the **Red** safety guard can be placed back on the **Black** base after use)
- **has no** expiration date

EVZIO:

- is inside a **purple and yellow** outer case
- contains a needle and medicine
- cannot be reused (the **Red** safety guard cannot be placed back on the **Black** base after it is removed)
- has an expiration date

In case of an opioid overdose or possible opioid overdose emergency, use the real EVZIO and not the TRAINER for EVZIO.

Who should practice using the Trainer for EVZIO?

Anyone who may need to help you with EVZIO in case of an opioid overdose or possible overdose emergency should practice using the Trainer for EVZIO.

Have them practice using the Trainer for EVZIO and review the Patient Information leaflet included in the packaging with your prescription of EVZIO.

For more information and video instructions on the use of EVZIO, go to <http://www.EVZIO.com> or call 1-855-77-EVZIO.

Practicing with the Trainer for EVZIO

- Practice with the Trainer for EVZIO before an opioid emergency happens to make sure you are able to safely use the real EVZIO in the case of an opioid overdose or possible overdose emergency.
- You and your caregivers should practice every day for the first week after you receive your Trainer for EVZIO, and then at least 1 time each week, to help you feel familiar with using EVZIO quickly and safely during an opioid overdose or possible opioid overdose emergency. Even when you are familiar with using the Trainer for EVZIO, continue to practice using it often.

How to use the Trainer for EVZIO

- Even though the Trainer for EVZIO does not have a needle and contains no medicine, it works the same way as the real EVZIO.
- Just like the real EVZIO, the Trainer for EVZIO contains an electronic voice instruction system to help guide you through each step of the injection. If the voice instructions do not work for any reason, you can still use the Trainer for EVZIO to practice using the instructions below and following the written instructions on the Trainer for EVZIO.
- The Trainer for EVZIO has the same blinking red and green lights as the real EVZIO. These blinking lights help provide visual cues for each voice instruction and step.

Follow these steps to practice using the Trainer for EVZIO

1. **Pull the Trainer for EVZIO from the outer case.** See Figure B.
2. **Pull off Red safety guard.** See Figure C.

Figure B




Figure C



Note: The **Red** safety guard is made to fit tight similar to the safety guard on EVZIO. **Pull firmly to remove.**

3. **Place Black end of the Trainer for EVZIO against the middle of the outer thigh (through clothing, if needed), then press firmly, and hold in place for 5 seconds.** See Figure D.

Figure D

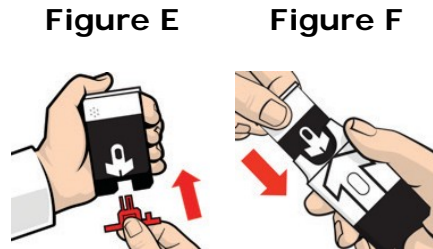


Only practice using the middle of the outer thigh. The outer thigh is where you would inject with the real EVZIO.

Note: The Trainer for EVZIO makes a distinct sound (click and hiss) when you press it against the outer thigh. This is the same sound that is made with the real EVZIO. This is normal, and indicates EVZIO is working correctly. Do not pull the Trainer for EVZIO away from the leg when you hear the click and hiss sound.

4. After practicing, reset the Trainer for EVZIO:

- a. **Replace the Red safety guard.** See Figure E.
- b. **Slide the Trainer for EVZIO all the way back into the white outer case to reset the electronic voice system.** See Figure F.



Note: Do not hold the Black base when replacing the Red safety guard. If you do this, the **Black** base may not reset properly and may prevent you from inserting the **Red** safety guard into the **Black** base. If this happens, remove the **Red** safety guard and repeat Step 4 above.

Leave the Trainer for EVZIO in its outer case for at least 5 seconds between each time you practice to allow the electronic voice system to reset.

How should I dispose of the Trainer for EVZIO?

The Trainer for EVZIO contains electronics and lithium coin cell batteries, and should be disposed of in the correct manner. Follow your State and local environmental regulations for disposal.

For California Only: This product uses batteries containing Perchlorate Material-special handling may apply. See www.dtsc.ca.gov/hazardouswaste/perchlorate

For more information or questions about the Trainer for EVZIO, go to www.EVZIO.com or call 1-855-773-8946.

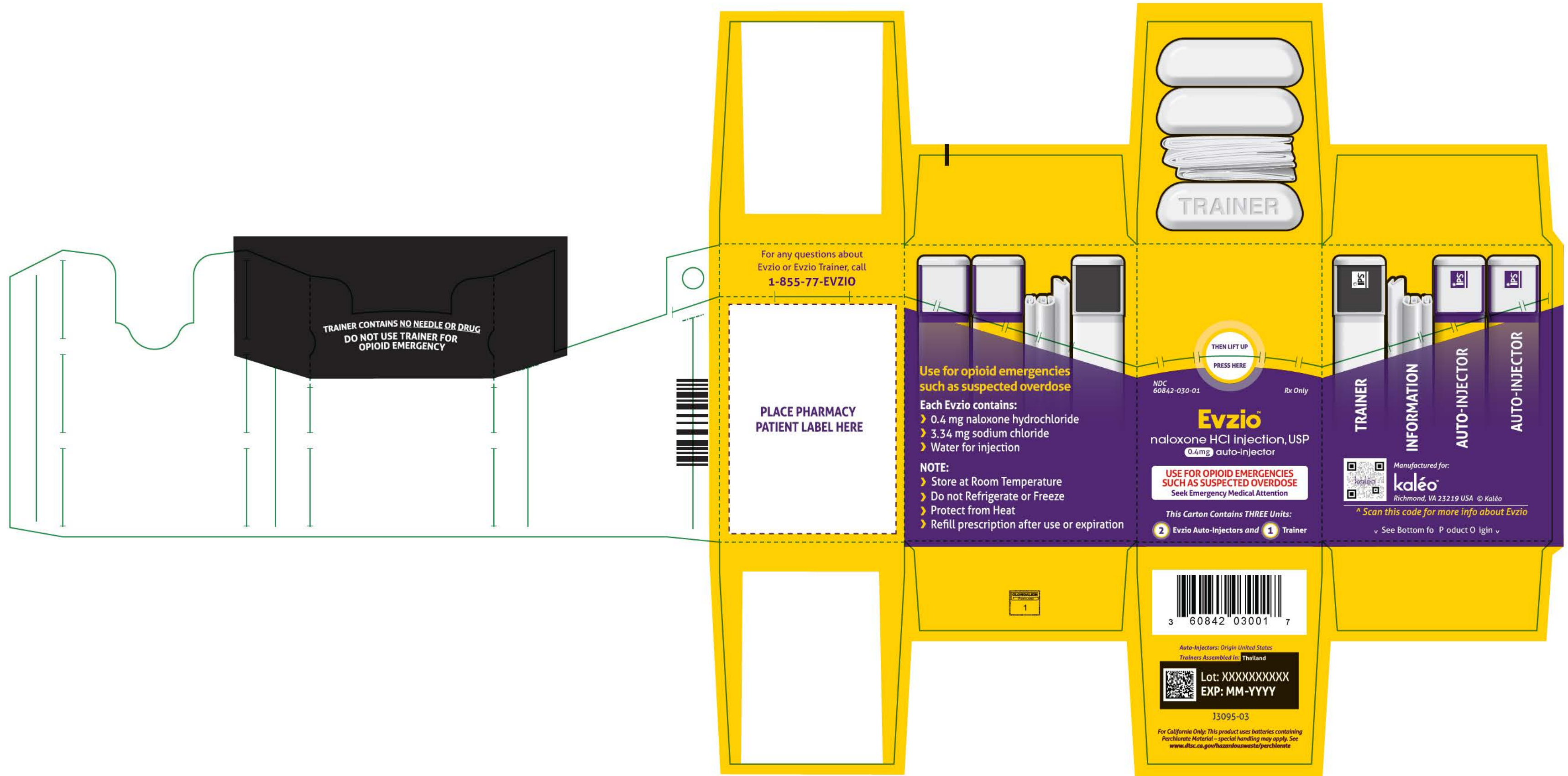
How should I store the Trainer for EVZIO?

- Store the Trainer for EVZIO at room temperature between 59°F to 77°F (15°C to 25°C).
- Store the Trainer for EVZIO in its outer case.

This Instructions for Use has been approved by the U.S. Food and Drug Administration.

Manufactured for kaleo, Inc. Richmond, VA 23219

Issued: 4/2014



TRAINER CONTAINS NO NEEDLE OR DRUG
DO NOT USE TRAINER FOR
OPIOID EMERGENCY

For any questions about
Evzio or Evzio Trainer, call
1-855-77-EVZIO

PLACE PHARMACY
PATIENT LABEL HERE

**Use for opioid emergencies
such as suspected overdose**

Each Evzio contains:
➤ 0.4 mg naloxone hydrochloride
➤ 3.34 mg sodium chloride
➤ Water for injection

NOTE:
➤ Store at Room Temperature
➤ Do not Refrigerate or Freeze
➤ Protect from Heat
➤ Refill prescription after use or expiration

NDC
60842-030-01

Rx Only

Evzio™
naloxone HCl injection, USP
(0.4mg) auto-injector

**USE FOR OPIOID EMERGENCIES
SUCH AS SUSPECTED OVERDOSE**
Seek Emergency Medical Attention

This Carton Contains **THREE** Units:

2 Evzio Auto-Injectors and **1** Trainer

THEN LIFT UP
PRESS HERE

TRAINER

INFORMATION

AUTO-INJECTOR

AUTO-INJECTOR



Manufactured for:
kaléo
Richmond, VA 23219 USA © Kaléo

^ Scan this code for more info about Evzio

See Bottom for Product Origin

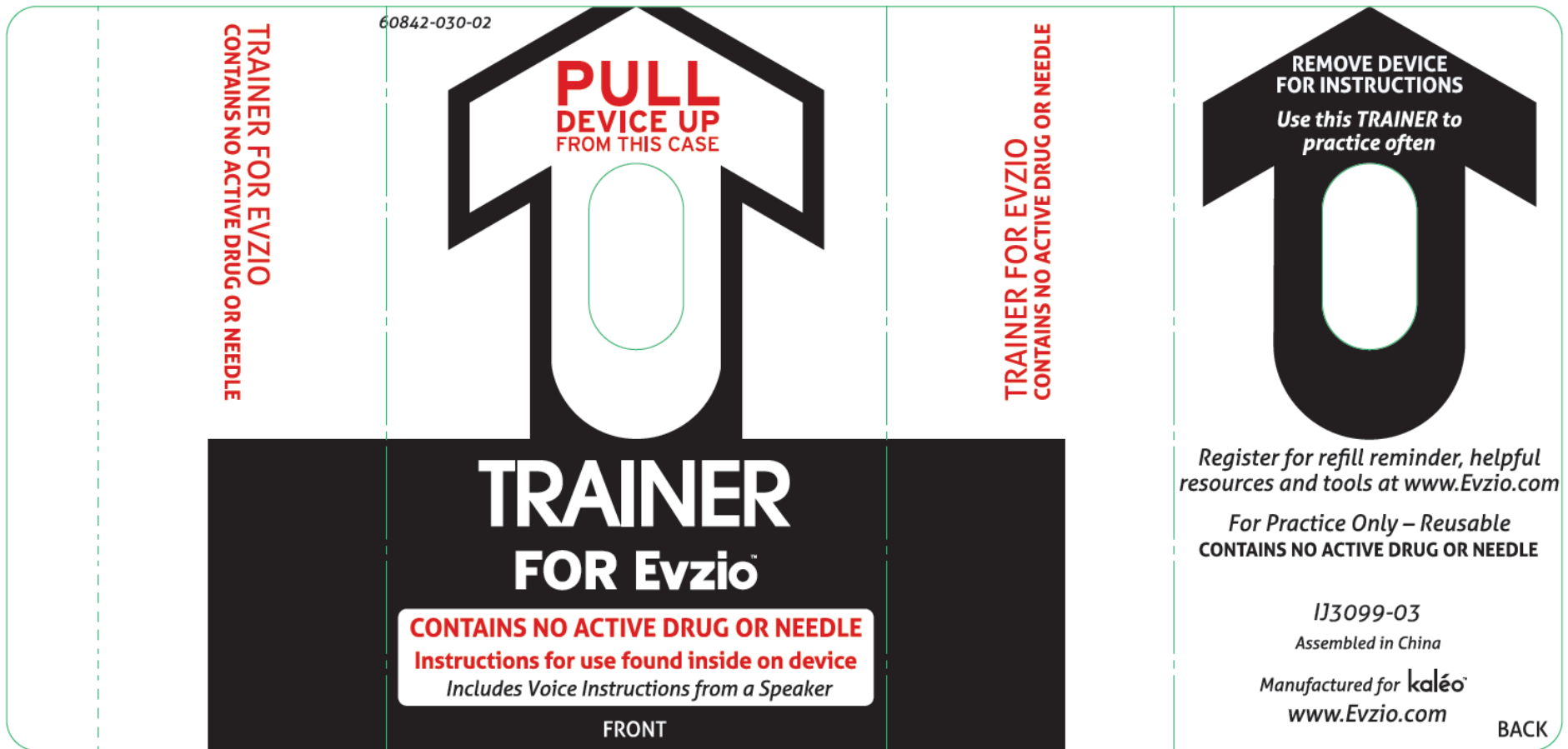



Auto-Injectors: Origin United States
Trainers Assembled in Thailand

Lot: XXXXXXXXXXXX
EXP: MM-YYYY

13095-03

For California Only: This product uses batteries containing
Perchlorate Material - special handling may apply. See
www.dtsc.ca.gov/hazardouswaste/perchlorate





TRAINER FOR EVZIO
CONTAINS NO ACTIVE DRUG OR NEEDLE

TRAINER FOR EVZIO
CONTAINS NO ACTIVE DRUG OR NEEDLE

TRAINER FOR Evzio
CONTAINS NO ACTIVE DRUG OR NEEDLE

1
PULL OFF RED Safety Guard

FOR PRACTICE ONLY REUSABLE

2
Place **BLACK END** Against Patient's **OUTER THIGH** Then **PRESS FIRMLY** For 5 SECONDS.

CONTAINS NO ACTIVE DRUG OR NEEDLE

KEEP FINGERS AWAY FROM BLACK END

KEEP FINGERS AWAY FROM BLACK END

Enabled with **IPS**

Manufactured for **kaléo**
Richmond, VA 23219

S/N: XXXXXXXX
MFG: XXXX
LOT: XXXXX


IJ3078-06

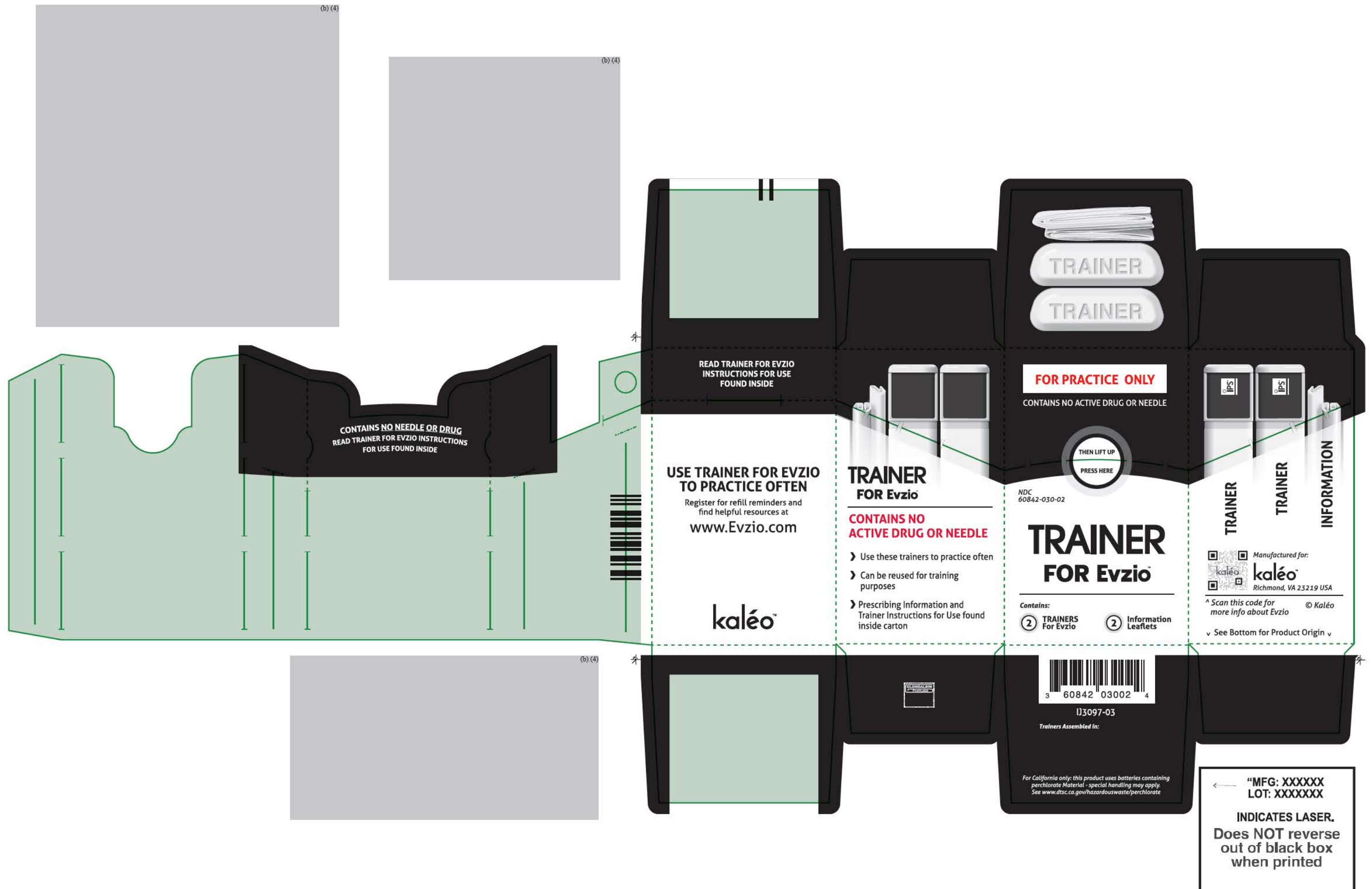
TRAINER RESET INSTRUCTIONS

Replace **RED** Safety Guard

Do Not Hold Black Base When Replacing Red Safety Guard

Replace **WHITE** Outer Case





(b) (4)

(b) (4)

(b) (4)

CONTAINS NO NEEDLE OR DRUG
READ TRAINER FOR EVZIO INSTRUCTIONS
FOR USE FOUND INSIDE

READ TRAINER FOR EVZIO
INSTRUCTIONS FOR USE
FOUND INSIDE

USE TRAINER FOR EVZIO TO PRACTICE OFTEN

Register for refill reminders and
find helpful resources at
www.Evzio.com

kaléo

TRAINER FOR Evzio

**CONTAINS NO
ACTIVE DRUG OR NEEDLE**

- ▶ Use these trainers to practice often
- ▶ Can be reused for training purposes
- ▶ Prescribing Information and Trainer Instructions for Use found inside carton



FOR PRACTICE ONLY

CONTAINS NO ACTIVE DRUG OR NEEDLE



NDC
60842-030-02

TRAINER FOR Evzio

Contains:
2 TRAINERS For Evzio 2 Information Leaflets



1J3097-03

Trainers Assembled in:

For California only this product uses batteries containing perchlorate Material - special handling may apply. See www.dtsc.ca.gov/hazardouswaste/perchlorate



Manufactured for:
kaléo
Richmond, VA 23219 USA

Scan this code for more info about Evzio © Kaléo

See Bottom for Product Origin

← "MFG: XXXXXX
LOT: XXXXXX
INDICATES LASER.
Does NOT reverse
out of black box
when printed

This label may not be the latest approved by FDA.

For current labeling information, please visit <https://www.fda.gov/drugsatfda>

The image shows the front and back views of the Evzio packaging. The front view (left) features a large white arrow pointing up with the text "PULL DEVICE UP FROM THIS CASE" inside. Below the arrow is the Evzio logo and product name "naloxone HCl injection, USP 0.4mg auto-injector". A white box contains the text "USE FOR OPIOID EMERGENCIES SUCH AS SUSPECTED OVERDOSE" and "Seek Emergency Medical Attention". Below that, it says "Instructions for use found inside on device" and "Includes Voice Instructions from a Speaker". The back view (right) features a large purple arrow pointing up with the text "REMOVE DEVICE FOR INSTRUCTIONS" and "REPLACE IF SOLUTION IS DISCOLORED, CLOUDY, OR CONTAINS PARTICLES." inside. Below the arrow is a "DRUG VIEWING WINDOW" and a list of storage instructions: "Store at Room Temperature", "Do not Refrigerate or Freeze", and "Protect from Heat". A barcode and "Manufactured for kaléo www.Evzio.com" are also present.

REFILL PRESCRIPTION AFTER USE

NDC 60842 030 01

Rx Only

**PULL
DEVICE UP
FROM THIS CASE**

**KEEP Evzio IN THIS CASE
UNTIL YOU NEED TO USE IT**

**REMOVE DEVICE
FOR INSTRUCTIONS**
REPLACE IF
SOLUTION IS DISCOLORED, CLOUDY,
OR CONTAINS PARTICLES.

**DRUG VIEWING
WINDOW**

Evzio™

naloxone HCl injection, USP
0.4mg auto-injector

**USE FOR OPIOID EMERGENCIES
SUCH AS SUSPECTED OVERDOSE**
Seek Emergency Medical Attention

Instructions for use found inside on device
Includes Voice Instructions from a Speaker

- Store at Room Temperature
- Do not Refrigerate or Freeze
- Protect from Heat

Manufactured for kaléo
www.Evzio.com

BACK

TEXT "Exp. TO 3.13.131
TO RECEIVE EXPIRATION
DATE REMINDERS"

FRONT

Reference ID: 3482803 Code 39 barcode reads 1707.

This label may not be the latest approved by FDA.

For current labeling information, please visit <https://www.fda.gov/drugsat>

Evzio
naloxone HCl Injection, USP
autoinjector

1
PULL OFF
RED Safety
Guard

2
Place **BLACK**
END Against
Patient's
OUTER THIGH
Then **PRESS**
FIRMLY For
5 SECONDS.

**SEEK EMERGENCY
MEDICAL ATTENTION**

Makes
**CLICK AND
HISS SOUND**
During
Injection

NEEDLE END

Each 0.4 mL contains:
• 0.4 mg naloxone hydrochloride
• 3.34 mg sodium chloride
• Water for injection

After Use:
• Replace outer case
• Ensure proper disposal
• Refill prescription

Enabled with
ips

EXP: MM/YYYY
1 345678901
Lot: MA006

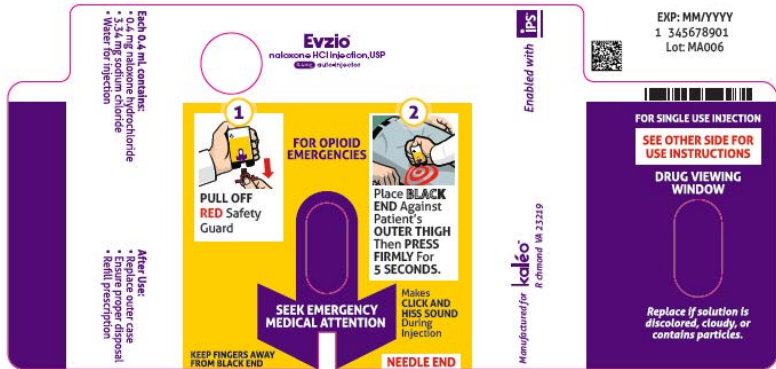
FOR SINGLE USE INJECTION
**SEE OTHER SIDE FOR
USE INSTRUCTIONS**

**DRUG VIEWING
WINDOW**

Replace if solution is
discolored, cloudy, or
contains particles.

Manufactured for **kaléo**
Richmond, VA 23219

KEEP FINGERS AWAY
FROM BLACK END



Reference ID: 3482803

Code 39 barcode reads 1607.