

HIGHLIGHTS OF PRESCRIBING INFORMATION

These highlights do not include all the information needed to use CABAZITAXEL INJECTION safely and effectively. See full prescribing information for CABAZITAXEL INJECTION.

CABAZITAXEL injection, for intravenous use
Initial U.S. Approval: 2010

WARNING: NEUTROPENIA AND HYPERSENSITIVITY

See full prescribing information for complete boxed warning.

- Neutropenic deaths have been reported. Obtain frequent blood counts to monitor for neutropenia. Cabazitaxel Injection is contraindicated in patients with neutrophil counts of $\leq 1,500$ cells/mm³. Primary prophylaxis with G-CSF is recommended in patients with high-risk clinical features. Consider primary prophylaxis with G-CSF in all patients receiving a dose of 25 mg/m² (4, 5.1, 5.2)
- Severe hypersensitivity can occur and may include generalized rash/erythema, hypotension and bronchospasm. Discontinue Cabazitaxel Injection immediately if severe reactions occur and administer appropriate therapy. (2.1, 5.2)
- Contraindicated if history of severe hypersensitivity reactions to cabazitaxel or to drugs formulated with polysorbate 80. (4)

INDICATIONS AND USAGE

Cabazitaxel Injection is a microtubule inhibitor indicated in combination with prednisone for treatment of patients with metastatic castration-resistant prostate cancer previously treated with a docetaxel-containing treatment regimen. (1)

DOSAGE AND ADMINISTRATION

Recommended Dose: Cabazitaxel Injection 20 mg/m² administered every three weeks as a one-hour intravenous infusion in combination with oral prednisone 10 mg administered daily throughout Cabazitaxel Injection treatment. (2.1)

A dose of 25 mg/m² can be used in select patients at the discretion of the treating healthcare provider. (2.1, 5.1, 5.2, 6.1, 14)

- Cabazitaxel Injection **must be added to the infusion solution prior to administration.** (2.5)
- To avoid medication errors, do not combine the two-vial formulation (injection and diluent) with the one vial formulation. (2.5)
- Withdraw the prescribed dose from Cabazitaxel Injection (10 mg/mL) vial and dilute into 0.9% Sodium Chloride Injection, USP or 5% Dextrose Injection, USP to prepare final infusion solution. (2.5)
- Polyvinyl chloride (PVC) or polyurethane equipment should not be used. (2.5)
- **Premedication Regimen:** Administer intravenously 30 minutes before each dose of Cabazitaxel Injection:
 - Antihistamine (dexchlorpheniramine 5 mg or diphenhydramine 25 mg or equivalent antihistamine)
 - Corticosteroid (dexamethasone 8 mg or equivalent steroid)
 - H₂ antagonist (2.1)

Antiemetic prophylaxis (oral or intravenous) is recommended as needed. (2.1)

- **Dosage Modifications:** See full prescribing information. (2.2, 2.3, 2.4)

DOSAGE FORMS AND STRENGTHS

- Injection: 60 mg/6 mL (10 mg/mL) solution in single-dose vial (3)

CONTRAINDICATIONS

- Neutrophil counts of $\leq 1,500$ /mm³ (2.2, 4)
- History of severe hypersensitivity to cabazitaxel or polysorbate 80 (4)
- Severe hepatic impairment (Total Bilirubin $>3 \times$ ULN) (4)

WARNINGS AND PRECAUTIONS

- Bone marrow suppression (particularly neutropenia) and its clinical consequences (febrile neutropenia, neutropenic infections, and death): Monitor blood counts frequently to determine if dosage modification or initiation of G-CSF is needed. Closely monitor patients with hemoglobin <10 g/dL. (2.2, 4, 5.1)
- Increased toxicities in elderly patients: Patients ≥ 65 years of age were more likely to experience fatal outcomes and certain adverse reactions, including neutropenia and febrile neutropenia. Monitor closely. (5.2, 8.5)
- Hypersensitivity: Severe hypersensitivity reactions can occur. Premedicate with corticosteroids and H₂ antagonists. Discontinue infusion immediately if hypersensitivity is observed and treat as indicated. (4, 5.3)
- Gastrointestinal disorders: Nausea, vomiting, and diarrhea may occur. Mortality related to diarrhea has been reported. Rehydrate and treat with antiemetics and antidiarrheals as needed. If experiencing Grade ≥ 3 diarrhea, dosage should be modified. (2.2) Deaths have occurred due to gastrointestinal hemorrhage, perforation and neutropenic enterocolitis. Delay or discontinue Cabazitaxel Injection and treat as indicated. (5.4)
- Renal failure, including cases with fatal outcomes, has been reported. Identify cause and manage aggressively. (5.5)
- Urinary disorders including cystitis: Cystitis, radiation cystitis, and hematuria may occur. Monitor patients who previously received pelvic radiation for signs and symptoms of cystitis. Interrupt or discontinue Cabazitaxel Injection and provide medical or surgical supportive care, as needed, in patients experiencing severe hemorrhagic cystitis. (5.6)
- Respiratory disorders: Interstitial pneumonia/pneumonitis, interstitial lung disease and acute respiratory distress syndrome, including fatal outcomes, have been reported. Delay or discontinue Cabazitaxel Injection and treat as indicated. (5.7)
- Hepatic impairment: Administer Cabazitaxel Injection at a dose of 20 mg/m² in patients with mild hepatic impairment. Administer Cabazitaxel Injection at a dose of 15 mg/m² in patients with moderate hepatic impairment. (2.3, 5.8)
- Embryo-fetal toxicity: Cabazitaxel Injection can cause fetal harm and loss of pregnancy. Advise males with female partners of reproductive potential to use effective contraception. (5.9, 8.1, 8.3)

ADVERSE REACTIONS

Most common all grades adverse reactions and laboratory abnormalities ($\geq 10\%$) with Cabazitaxel Injection 20 mg/m² or 25 mg/m² are neutropenia, anemia, diarrhea, nausea, fatigue, asthenia, vomiting, hematuria, constipation, decreased appetite, back pain, and abdominal pain. (6)

To report SUSPECTED ADVERSE REACTIONS, contact Teva at 1-888-838-2872 or FDA at 1-800-FDA-1088 or www.fda.gov/medwatch.

DRUG INTERACTIONS

Avoid coadministration of Cabazitaxel Injection with strong CYP3A inhibitors. If patients require coadministration of a strong CYP3A inhibitor, consider a 25% Cabazitaxel Injection dose reduction. (2.4, 7.1, 12.3)

See 17 for PATIENT COUNSELING INFORMATION and FDA-approved patient labeling.

Revised: 03/2024

FULL PRESCRIBING INFORMATION: CONTENTS*

WARNING: NEUTROPENIA AND HYPERSENSITIVITY

1 INDICATIONS AND USAGE

2 DOSAGE AND ADMINISTRATION

- 2.1 Dosing Information
- 2.2 Dose Modifications for Adverse Reactions
- 2.3 Dose Modifications for Hepatic Impairment
- 2.4 Dose Modifications for Use with Strong CYP3A Inhibitors
- 2.5 Preparation and Administration

3 DOSAGE FORMS AND STRENGTHS

4 CONTRAINDICATIONS

5 WARNINGS AND PRECAUTIONS

- 5.1 Bone Marrow Suppression
- 5.2 Increased Toxicities in Elderly Patients
- 5.3 Hypersensitivity Reactions
- 5.4 Gastrointestinal Adverse Reactions
- 5.5 Renal Failure
- 5.6 Urinary Disorders Including Cystitis
- 5.7 Respiratory Disorders
- 5.8 Use in Patients with Hepatic Impairment
- 5.9 Embryo-Fetal Toxicity

6 ADVERSE REACTIONS

- 6.1 Clinical Trials Experience
- 6.2 Postmarketing Experience

7 DRUG INTERACTIONS

- 7.1 CYP3A Inhibitors

8 USE IN SPECIFIC POPULATIONS

- 8.1 Pregnancy
- 8.2 Lactation
- 8.3 Females and Males of Reproductive Potential
- 8.4 Pediatric Use
- 8.5 Geriatric Use
- 8.6 Renal Impairment
- 8.7 Hepatic Impairment

10 OVERDOSAGE

11 DESCRIPTION

12 CLINICAL PHARMACOLOGY

- 12.1 Mechanism of Action
- 12.2 Pharmacodynamics
- 12.3 Pharmacokinetics

13 NONCLINICAL TOXICOLOGY

- 13.1 Carcinogenesis, Mutagenesis, Impairment of Fertility

14 CLINICAL STUDIES

- 14.1 TROPIC Trial (cabazitaxel + prednisone compared to mitoxantrone)
- 14.2 PROSELICA Trial (comparison of two doses of cabazitaxel)
- 14.3 CARD Trial (Cabazitaxel 25 mg/m² + prednisone/prednisolone + primary prophylaxis with G-CSF compared to abiraterone acetate + prednisone/prednisolone or enzalutamide)

15 REFERENCES

16 HOW SUPPLIED/STORAGE AND HANDLING

- 16.1 How Supplied
- 16.2 Storage
- 16.3 Handling and Disposal

17 PATIENT COUNSELING INFORMATION

*Sections or subsections omitted from the full prescribing information are not listed.

FULL PRESCRIBING INFORMATION

WARNING: NEUTROPENIA AND HYPERSENSITIVITY

Neutropenia: Neutropenic deaths have been reported. Monitor for neutropenia with frequent blood cell counts. Cabazitaxel Injection is contraindicated in patients with neutrophil counts of $\leq 1,500$ cells/mm³. Primary prophylaxis with G-CSF is recommended in patients with high-risk clinical features. Consider primary prophylaxis with G-CSF in all patients receiving a dose of 25 mg/m² [see *Contraindications (4) and Warnings and Precautions (5.1, 5.2)*].

Severe hypersensitivity: Severe hypersensitivity reactions can occur and may include generalized rash/erythema, hypotension and bronchospasm. Severe hypersensitivity reactions require immediate discontinuation of the cabazitaxel infusion and administration of appropriate therapy. Patients should receive premedication. Cabazitaxel Injection is contraindicated in patients who have a history of severe hypersensitivity reactions to cabazitaxel or to other drugs formulated with polysorbate 80 [see *Dosage and Administration (2.1), Contraindications (4), and Warnings and Precautions (5.3)*].

1 INDICATIONS AND USAGE

Cabazitaxel Injection is indicated in combination with prednisone for the treatment of patients with metastatic castration-resistant prostate cancer previously treated with a docetaxel-containing treatment regimen.

2 DOSAGE AND ADMINISTRATION

2.1 Dosing Information

The recommended dose of Cabazitaxel Injection is based on calculation of the Body Surface Area (BSA), and is 20 mg/m² administered as a one-hour intravenous infusion every three weeks in combination with oral prednisone 10 mg administered daily throughout Cabazitaxel Injection treatment.

A dose of 25 mg/m² can be used in select patients at the discretion of the treating healthcare provider [see *Warnings and Precautions (5.1, 5.2), Adverse Reactions (6.1), and Clinical Studies (14)*].

Primary prophylaxis with G-CSF is recommended in patients with high-risk clinical features. Consider primary prophylaxis with G-CSF in all patients receiving a dose of 25 mg/m² [see *Contraindications (4) and Warnings and Precautions (5.1, 5.2)*].

Premedicate at least 30 minutes prior to each dose of Cabazitaxel Injection with the following intravenous medications to reduce the risk and/or severity of hypersensitivity [see *Warnings and Precautions (5.3)*]:

- antihistamine (dexchlorpheniramine 5 mg, or diphenhydramine 25 mg or equivalent antihistamine),
- corticosteroid (dexamethasone 8 mg or equivalent steroid),
- H₂ antagonist.

Antiemetic prophylaxis is recommended and can be given orally or intravenously as needed [see *Warnings and Precautions (5.3)*].

- Cabazitaxel Injection single-dose vials must be added to the infusion solution prior to administration [see *Dosage and Administration (2.5)*].

2.2 Dose Modifications for Adverse Reactions

Reduce or discontinue Cabazitaxel Injection dosing for adverse reactions as described in Table 1.

Patients at a 20 mg/m² dose who require dose reduction should decrease dosage of Cabazitaxel Injection to 15 mg/m² [see *Adverse Reactions (6.1)*].

Patients at a 25 mg/m² dose who require dose reduction should decrease dosage of Cabazitaxel Injection to 20 mg/m². One additional dose reduction to 15 mg/m² may be considered [see *Adverse Reactions (6.1)*].

Table 1: Recommended Dosage Modifications for Adverse Reactions in Patients Treated with Cabazitaxel Injection

Toxicity	Dosage Modification
Prolonged grade ≥ 3 neutropenia (greater than 1 week) despite appropriate medication including granulocyte-colony stimulating factor (G-CSF)	Delay treatment until neutrophil count is $>1,500$ cells/mm ³ , then reduce dosage of Cabazitaxel Injection by one dose level. Use G-CSF for secondary prophylaxis.
Febrile neutropenia or neutropenic infection	Delay treatment until improvement or resolution, and until neutrophil count is $>1,500$ cells/mm ³ , then reduce dosage of Cabazitaxel Injection by one dose level. Use G-CSF for secondary prophylaxis.
Grade ≥ 3 diarrhea or persisting diarrhea despite appropriate medication, fluid and electrolytes replacement	Delay treatment until improvement or resolution, then reduce dosage of Cabazitaxel Injection by one dose level.
Grade 2 peripheral neuropathy	Delay treatment until improvement or resolution, then reduce dosage of Cabazitaxel Injection by one dose level.
Grade ≥ 3 peripheral neuropathy	Discontinue Cabazitaxel Injection.

2.3 Dose Modifications for Hepatic Impairment

- Mild hepatic impairment (total bilirubin >1 to $\leq 1.5 \times$ Upper Limit of Normal (ULN) or AST $>1.5 \times$ ULN): Administer Cabazitaxel Injection at a dose of 20 mg/m².
- Moderate hepatic impairment (total bilirubin >1.5 to $\leq 3 \times$ ULN and AST = any): Administer Cabazitaxel Injection at a dose of 15 mg/m² based on tolerability data in these patients; however, the efficacy of this dose is unknown.
- Severe hepatic impairment (total bilirubin $>3 \times$ ULN): Cabazitaxel Injection is contraindicated in patients with severe hepatic impairment [see *Warning and Precautions (5.8)* and *Clinical Pharmacology (12.3)*].

2.4 Dose Modifications for Use with Strong CYP3A Inhibitors

Concomitant drugs that are strong CYP3A inhibitors (e.g., ketoconazole, itraconazole, clarithromycin, atazanavir, indinavir, nefazodone, nelfinavir, ritonavir, saquinavir, telithromycin, voriconazole) may increase plasma concentrations of cabazitaxel. Avoid the coadministration of Cabazitaxel Injection with these drugs. If patients require coadministration of a strong CYP3A inhibitor, consider a 25% Cabazitaxel Injection dose reduction [see *Drug Interactions (7.1)* and *Clinical Pharmacology (12.3)*].

2.5 Preparation and Administration

Cabazitaxel is a hazardous anticancer drug. Follow applicable special handling and disposal procedures [see *References (15)*]. If Cabazitaxel Injection for intravenous infusion solution should come into contact with the skin or mucous, immediately and thoroughly wash with soap and water.

Do not use polyvinyl chloride (PVC) infusion containers or polyurethane infusions sets for preparation and administration of Cabazitaxel Injection infusion solution.

Cabazitaxel Injection should not be mixed with any other drugs including two vial formulations of cabazitaxel injection.

Preparation

Read this **entire** section carefully before diluting. Cabazitaxel Injection **must be added to the infusion solution** prior to administration. Follow the preparation instructions provided below, as improper preparation may lead to overdose [see *Overdosage (10)*].

Note: Cabazitaxel Injection contains an overfill to compensate for liquid loss during preparation.

Inspect the Cabazitaxel Injection vial. The Cabazitaxel Injection is a clear, oily, light yellow solution, without macroscopic particles in suspension.

To avoid medication errors, do not combine the two-vial formulation (injection and diluent) with the one vial formulation.

Dilution

The following dilution process must be carried out under aseptic conditions to prepare the final infusion solution.

Withdraw the prescribed dose of Cabazitaxel Injection containing 10 mg/mL from the vial using a calibrated syringe and dilute into a sterile 250 mL non-polyvinyl chloride (PVC) container of either 0.9% Sodium Chloride Injection, USP or 5% Dextrose Injection, USP for infusion. If a dose greater than 65 mg of Cabazitaxel Injection is required, use a larger volume of the infusion vehicle so that a concentration of 0.26 mg/mL Cabazitaxel Injection is not exceeded. The concentration of the Cabazitaxel Injection final infusion solution should be between 0.10 mg/mL and 0.26 mg/mL.

Remove the syringe and thoroughly mix the final infusion solution by gently inverting the bag or bottle.

As the final infusion solution is supersaturated, it may crystallize over time. Do not use if this occurs and discard.

Fully prepared the Cabazitaxel Injection final infusion solution (in either 0.9% Sodium Chloride Injection, USP or 5% Dextrose Injection, USP) should be used within 8 hours at ambient temperature at 20°C to 25°C (68°F to 77°F) (including the one-hour infusion), or for a total of 72 hours (including the one-hour infusion) under the refrigerated conditions at 2°C to 8°C (36°F to 46°F).

Discard any unused portion.

Administration

Inspect visually for particulate matter, any crystals and discoloration prior to administration. If the Cabazitaxel Injection final infusion solution is not clear or appears to have precipitation, it should be discarded.

Use a non-PVC and/or non-polyurethane in-line filter of 0.22 micrometer nominal pore size (also referred to as 0.2 micrometer) during administration.

The final Cabazitaxel Injection infusion solution should be administered intravenously as a one-hour infusion at room temperature at 20°C to 25°C (68°F to 77°F).

3 DOSAGE FORMS AND STRENGTHS

Injection: 60 mg/6 mL (10 mg/mL) as a clear, oily, light-yellow solution in single-dose vial.

4 CONTRAINDICATIONS

Cabazitaxel Injection is contraindicated in patients with:

- neutrophil counts of $\leq 1,500/\text{mm}^3$ [see *Warnings and Precautions* (5.1)]
- history of severe hypersensitivity reactions to cabazitaxel or to other drugs formulated with polysorbate 80 [see *Warnings and Precautions* (5.3)]
- severe hepatic impairment (total bilirubin $>3 \times \text{ULN}$) [see *Warnings and Precautions* (5.8)]

5 WARNINGS AND PRECAUTIONS

5.1 Bone Marrow Suppression

Cabazitaxel Injection is contraindicated in patients with neutrophils $\leq 1,500/\text{mm}^3$ [see *Contraindications* (4)]. Closely monitor patients with hemoglobin $<10 \text{ g/dL}$.

Bone marrow suppression manifested as neutropenia, anemia, thrombocytopenia and/or pancytopenia may occur. Neutropenic deaths have been reported.

TROPIC Trial (Cabazitaxel 25 mg/m²)

In the TROPIC trial with G-CSF administered only at the investigator's discretion, 5 patients (1.3%) died from neutropenic infection (sepsis or septic shock); 4 of these patients died in the first 30 days of treatment. One additional patient's death was attributed to neutropenia without a documented infection. Twenty-two (6%) patients discontinued cabazitaxel treatment due to neutropenia, febrile neutropenia, infection, or sepsis. Grade 3-4 neutropenia occurred in 82% of patients treated with cabazitaxel in the randomized trial [see *Adverse Reactions* (6.1)].

PROSELICA Trial (comparison of Cabazitaxel 20 mg/m² versus 25 mg/m²)

In the PROSELICA trial comparing two doses of cabazitaxel, primary prophylaxis with G-CSF was not allowed, but could be administered after development of neutropenia at investigators discretion. Eight patients (1%) on the 20 mg/m² arm and 15 patients (3%) on the 25 mg/m² arm died from infection; of these, 4 deaths on the 20 mg/m² arm and 8 deaths on the 25 mg/m² arm occurred within the first 30 days of treatment. Clinically important neutropenia-related events occurred and included febrile neutropenia (2.1% on 20 mg/m² arm and 9.2% on 25 mg/m² arm), neutropenic infection/sepsis (2.1% on 20 mg/m² arm and 6.4% on 25 mg/m² arm), and neutropenic deaths (0.3% on 20 mg/m² arm and 0.7% on 25 mg/m² arm).

Fewer patients receiving cabazitaxel 20 mg/m² were reported to have infectious adverse reactions. Grade 1-4 infections were experienced by 160 patients (28%) on the 20 mg/m² arm and 227 patients (38%) on the 25 mg/m² arm. Grade 3-4 infections were experienced by 57 patients (10%) on the 20 mg/m² arm and 120 patients (20%) on the 25 mg/m² arm. Noninferiority for overall survival was demonstrated between these two arms [see *Adverse Reactions* (6.1)].

CARD Trial (Cabazitaxel 25 mg/m² + primary prophylaxis G-CSF)

In the CARD trial where cabazitaxel 25 mg/m² was administered with primary prophylaxis of G-CSF, 1 patient (0.8%) died from sepsis within the first 30 days of treatment. Grade 1-4 neutropenia-related adverse reactions were experienced in 33 patients (26%). Grade 3-4 neutropenias were experienced by 26 patients (21%). Clinically

important neutropenia-related events occurred and included febrile neutropenia (3.2%), neutropenic infection/sepsis (0.8%) and neutropenic deaths (0.8%) [see *Adverse Reactions (6.1)*].

Based on guidelines for the use of G-CSF and the adverse reactions profile of cabazitaxel, primary prophylaxis with G-CSF is recommended in patients with high-risk clinical features (older patients, poor performance status, previous episodes of febrile neutropenia, extensive prior radiation ports, poor nutritional status, or other serious comorbidities) that predispose them to increased complications from prolonged neutropenia. Consider primary prophylaxis with G-CSF in all patients receiving cabazitaxel 25 mg/m².

Monitoring of complete blood counts is essential on a weekly basis during cycle 1 and before each treatment cycle thereafter so that the dose can be adjusted, if needed [see *Dosage and Administration (2.2)*].

5.2 Increased Toxicities in Elderly Patients

In a randomized trial (TROPIC), 2% of patients (3/131) <65 years of age and 6% (15/240) ≥65 years of age died of causes other than disease progression within 30 days of the last cabazitaxel dose. Patients ≥65 years of age are more likely to experience certain adverse reactions, including neutropenia and febrile neutropenia. The incidence of the following grade 3-4 adverse reactions was higher in patients ≥65 years of age compared to younger patients; neutropenia (87% vs 74%), and febrile neutropenia (8% vs 6%).

In a randomized clinical trial (PROSELICA) comparing two doses of cabazitaxel, deaths due to infection within 30 days of starting cabazitaxel occurred in 0.7% (4/580) patients on the 20 mg/m² arm and 1.3% (8/595) patients on the 25 mg/m² arm; all of these patients were >60 years of age.

In PROSELICA, on the 20 mg/m² arm, 3% (5/178) of patients <65 years of age and 2% (9/402) ≥65 years of age died of causes other than disease progression within 30 days of the last cabazitaxel dose. On the 25 mg/m² arm, 2% (3/175) patients <65 years of age and 5% (20/420) ≥65 years of age died of causes other than disease progression within 30 days of the last cabazitaxel dose [see *Adverse Reactions (6)* and *Use in Specific Populations (8.5)*].

In CARD, a death due to infection within 30 days of starting cabazitaxel occurred in 0.8% (1/126) patient who was >75 years of age. There were 2.4% (3/126) of patients who died of causes other than disease progression within 30 days of the last cabazitaxel dose; all of these patients were >75 years of age.

5.3 Hypersensitivity Reactions

Hypersensitivity reactions may occur within a few minutes following the initiation of the infusion of Cabazitaxel Injection, thus facilities and equipment for the treatment of hypotension and bronchospasm should be available. Severe hypersensitivity reactions can occur and may include generalized rash/erythema, hypotension and bronchospasm.

Premedicate all patients prior to the initiation of the infusion of Cabazitaxel Injection [see *Dosage and Administration (2.1)*]. Observe patients closely for hypersensitivity reactions, especially during the first and second infusions. Severe hypersensitivity reactions require immediate discontinuation of the Cabazitaxel Injection infusion and appropriate therapy. Cabazitaxel Injection is contraindicated in patients with a history of severe hypersensitivity reactions to cabazitaxel or to other drugs formulated with polysorbate 80 [see *Contraindications (4)*].

5.4 Gastrointestinal Adverse Reactions

Nausea, vomiting and severe diarrhea, at times, may occur. Deaths related to diarrhea and electrolyte imbalance occurred in the randomized clinical trials. Intensive measures may be required for severe diarrhea and electrolyte imbalance. Antiemetic prophylaxis is recommended. Treat patients with rehydration, antidiarrheal or antiemetic medications as needed. Treatment delay or dosage reduction may be necessary if patients experience Grade ≥3 diarrhea [see *Dosage and Administration (2.2)*].

Gastrointestinal (GI) hemorrhage and perforation, ileus, enterocolitis, neutropenic enterocolitis, including fatal outcome, have been reported in patients treated with cabazitaxel [see *Adverse Reactions (6.2)*]. Risk may be increased with neutropenia, age, steroid use, concomitant use of NSAIDs, antiplatelet therapy or anticoagulants, and patients with a prior history of pelvic radiotherapy, adhesions, ulceration and GI bleeding.

Abdominal pain and tenderness, fever, persistent constipation, diarrhea, with or without neutropenia, may be early manifestations of serious gastrointestinal toxicity and should be evaluated and treated promptly. Cabazitaxel Injection treatment delay or discontinuation may be necessary.

The incidence of gastrointestinal adverse reactions is greater in the patients who have received prior radiation. In PROSELICA, diarrhea was reported in 41% (297/732) of patients who had received prior radiation and in 27% (118/443) of patients without prior radiation. Of the patients who had previously received radiation, more patients on the 25 mg/m² arm reported diarrhea, compared to patients on the 20 mg/m² arm.

5.5 Renal Failure

In the randomized clinical trial (TROPIC), renal failure of any grade occurred in 4% of the patients being treated with cabazitaxel, including four cases with fatal outcome. Most cases occurred in association with sepsis, dehydration, or obstructive uropathy [see *Adverse Reactions (6.1)*]. Some deaths due to renal failure did not have a clear etiology. Appropriate measures should be taken to identify causes of renal failure and treat aggressively.

5.6 Urinary Disorders Including Cystitis

Cystitis, radiation cystitis, and hematuria, including that requiring hospitalization, has been reported with cabazitaxel in patients who previously received pelvic radiation [see *Adverse Reactions (6.2)*]. In PROSELICA, cystitis and radiation cystitis were reported in 1.2% and 1.5% of patients who received prior radiation, respectively. Hematuria was reported in 19.4% of patients who received prior radiation and in 14.4% of patients who did not receive prior radiation. Cystitis from radiation recall may occur late in treatment with Cabazitaxel Injection. Monitor patients who previously received pelvic radiation for signs and symptoms of cystitis while on Cabazitaxel Injection. Interrupt or discontinue Cabazitaxel Injection in patients experiencing severe hemorrhagic cystitis. Medical and/or surgical supportive treatment may be required to treat severe hemorrhagic cystitis.

5.7 Respiratory Disorders

Interstitial pneumonia/pneumonitis, interstitial lung disease and acute respiratory distress syndrome have been reported and may be associated with fatal outcome [see *Adverse Reactions (6.2)*]. Patients with underlying lung disease may be at higher risk for these events. Acute respiratory distress syndrome may occur in the setting of infection.

Interrupt Cabazitaxel Injection if new or worsening pulmonary symptoms develop. Closely monitor, promptly investigate, and appropriately treat patients receiving Cabazitaxel Injection. Consider discontinuation. The benefit of resuming Cabazitaxel Injection treatment must be carefully evaluated.

5.8 Use in Patients with Hepatic Impairment

Cabazitaxel is extensively metabolized in the liver.

Cabazitaxel Injection is contraindicated in patients with severe hepatic impairment (total bilirubin $>3 \times$ ULN) [see *Contraindications (4)*]. Dose should be reduced for patients with mild (total bilirubin >1 to $\leq 1.5 \times$ ULN or AST $> 1.5 \times$ ULN) and moderate (total bilirubin >1.5 to $\leq 3.0 \times$ ULN and any AST) hepatic impairment, based on tolerability data in these patients [see *Dosage and Administration (2.3)* and *Use in Specific Populations (8.7)*]. Administration of cabazitaxel to patients with mild and moderate hepatic impairment should be undertaken with caution and close monitoring of safety.

5.9 Embryo-Fetal Toxicity

Based on findings in animal reproduction studies and its mechanism of action, Cabazitaxel Injection can cause fetal harm when administered to a pregnant woman [see *Clinical Pharmacology (12.1)*]. There are no available data in pregnant women to inform the drug-associated risk. In animal reproduction studies, intravenous administration of cabazitaxel in pregnant rats during organogenesis caused embryonic and fetal death at doses lower than the maximum recommended human dose (approximately 0.06 times the C_{max} in patients at the recommended human dose). Advise males with female partners of reproductive potential to use effective contraception during treatment and for 4 months after the last dose of Cabazitaxel Injection [see *Use in Specific Populations (8.1, 8.3)*].

6 ADVERSE REACTIONS

The following serious adverse reactions are discussed in greater detail in another section of the label:

- Bone Marrow Suppression [see *Warnings and Precautions (5.1)*]
- Increased Toxicities in Elderly Patients [see *Warnings and Precautions (5.2)*]
- Hypersensitivity Reactions [see *Warnings and Precautions (5.3)*]
- Gastrointestinal Adverse Reactions [see *Warnings and Precautions (5.4)*]
- Renal Failure [see *Warnings and Precautions (5.5)*]
- Urinary Disorders Including Cystitis [see *Warnings and Precautions (5.6)*]
- Respiratory Disorders [see *Warnings and Precautions (5.7)*]
- Use in Patients with Hepatic Impairment [see *Warnings and Precautions (5.8)*]

6.1 Clinical Trials Experience

Because clinical trials are conducted under widely varying conditions, the adverse reaction rates observed cannot be directly compared to rates in other trials and may not reflect the rates observed in clinical practice.

TROPIC Trial (cabazitaxel 25 mg/m² compared to mitoxantrone)

The safety of cabazitaxel in combination with prednisone was evaluated in 371 patients with metastatic castration-resistant prostate cancer treated in the randomized TROPIC trial, compared to mitoxantrone plus prednisone.

Deaths due to causes other than disease progression within 30 days of last study drug dose were reported in 18 (5%) cabazitaxel-treated patients and 3 (<1%) mitoxantrone-treated patients. The most common fatal adverse reactions in cabazitaxel-treated patients were infections (n=5) and renal failure (n=4). The majority (4 of 5 patients) of fatal infection-related adverse reactions occurred after a single dose of cabazitaxel. Other fatal adverse reactions in cabazitaxel-treated patients included ventricular fibrillation, cerebral hemorrhage, and dyspnea.

The most common ($\geq 10\%$) grade 1-4 adverse reactions were anemia, leukopenia, neutropenia, thrombocytopenia, diarrhea, fatigue, nausea, vomiting, constipation, asthenia, abdominal pain, hematuria, back pain, anorexia, peripheral neuropathy, pyrexia, dyspnea, dysgeusia, cough, arthralgia, and alopecia.

The most common ($\geq 5\%$) grade 3-4 adverse reactions in patients who received cabazitaxel were neutropenia, leukopenia, anemia, febrile neutropenia, diarrhea, fatigue, and asthenia.

Treatment discontinuations due to adverse reactions occurred in 18% of patients who received cabazitaxel and 8% of patients who received mitoxantrone. The most common adverse reactions leading to treatment discontinuation in the cabazitaxel group were neutropenia and renal failure. Dose reductions were reported in 12% of cabazitaxel-treated patients and 4% of mitoxantrone-treated patients. Dose delays were reported in 28% of cabazitaxel-treated patients and 15% of mitoxantrone-treated patients.

Table 2: Adverse Reactions* and Hematologic Abnormalities in ≥5% of Patients in TROPIC

Adverse Reactions	Cabazitaxel 25 mg/m ² every 3 weeks with prednisone 10 mg daily n=371		Mitoxantrone 12 mg/m ² every 3 weeks with prednisone 10 mg daily n=371	
	Grade 1-4 %	Grade 3-4 %	Grade 1-4 %	Grade 3-4 %
Blood and Lymphatic System Disorders				
Anemia [†]	98	11	82	5
Leukopenia [†]	96	69	93	42
Neutropenia [†]	94	82	87	58
Thrombocytopenia [†]	48	4	43	2
Febrile Neutropenia	7	7	1	1
Gastrointestinal Disorders				
Diarrhea	47	6	11	<1
Nausea	34	2	23	<1
Vomiting	22	2	10	0
Constipation	20	1	15	<1
Abdominal Pain [‡]	17	2	6	0
Dyspepsia [§]	10	0	2	0
General Disorders and Administration Site Conditions				
Fatigue	37	5	27	3
Asthenia	20	5	12	2
Pyrexia	12	1	6	<1
Peripheral Edema	9	<1	9	<1
Mucosal Inflammation	6	<1	3	<1
Pain	5	1	5	2
Renal and Urinary Tract Disorders				
Hematuria	17	2	4	<1
Dysuria	7	0	1	0
Musculoskeletal and Connective Tissue Disorders				
Back Pain	16	4	12	3
Arthralgia	11	1	8	1
Muscle Spasms	7	0	3	0
Metabolism and Nutrition Disorders				
Anorexia	16	<1	11	<1
Dehydration	5	2	3	<1
Nervous System Disorders				
Peripheral Neuropathy [¶]	13	<1	3	<1
Dysgeusia	11	0	4	0
Dizziness	8	0	6	<1
Headache	8	0	5	0
Respiratory, Thoracic and Mediastinal Disorders				
Dyspnea	12	1	4	<1
Cough	11	0	6	0
Skin and Subcutaneous Tissue Disorders				
Alopecia	10	0	5	0
Investigations				
Weight Decreased	9	0	8	<1
Infections and Infestations				
Urinary Tract Infection [#]	8	2	3	1
Cardiac Disorders				
Arrhythmia ^b	5	1	2	<1
Vascular Disorders				
Hypotension	5	<1	2	<1

* Graded using NCI CTCAE version 3.

† Based on laboratory values, cabazitaxel: n=369, mitoxantrone: n=370.

‡ Includes abdominal discomfort, abdominal pain lower, abdominal pain upper, abdominal tenderness, and GI pain.

§ Includes gastroesophageal reflux disease and reflux gastritis.

¶ Includes peripheral motor neuropathy and peripheral sensory neuropathy.

Includes urinary tract infection enterococcal and urinary tract infection fungal.

Ⓟ Includes atrial fibrillation, atrial flutter, atrial tachycardia, atrioventricular block complete, bradycardia, palpitations, supraventricular tachycardia, tachyarrhythmia, and tachycardia.

PROSELICA Trial (comparison of two doses of cabazitaxel)

In a noninferiority, multicenter, randomized, open-label study (PROSELICA), 1175 patients with metastatic castration-resistant prostate cancer, previously treated with a docetaxel-containing regimen, were treated with either cabazitaxel 25 mg/m² (n=595) or the 20 mg/m² (n=580) dose.

Deaths within 30 days of last study drug dose were reported in 22 (3.8%) patients in the 20 mg/m² and 32 (5.4%) patients in the 25 mg/m² arm. The most common fatal adverse reactions in cabazitaxel-treated patients were related to infections, and these occurred more commonly on the 25 mg/m² arm (n=15) than on the 20 mg/m² arm (n=8). Other fatal adverse reactions in cabazitaxel treated patients included cerebral hemorrhage, respiratory failure, paralytic ileus, diarrhea, acute pulmonary edema, disseminated intravascular coagulation, renal failure, sudden death, cardiac arrest, ischemic stroke, diverticular perforation, and cardiorenal syndrome.

Grade 1-4 adverse reactions occurring ≥5% more commonly in patients on the 25 mg/m² versus 20 mg/m² arms were leukopenia, neutropenia, thrombocytopenia, febrile neutropenia, decreased appetite, nausea, diarrhea, asthenia, and hematuria.

Grade 3-4 adverse reactions occurring ≥5% more commonly in patients on the 25 mg/m² versus 20 mg/m² arms were leukopenia, neutropenia, and febrile neutropenia.

Treatment discontinuations due to adverse reactions occurred in 17% of patients in the 20 mg/m² group and 20% of patients in the 25 mg/m² group. The most common adverse reactions leading to treatment discontinuation were fatigue and hematuria. The patients in the 20 mg/m² group received a median of 6 cycles (median duration of 18 weeks), while patients in the 25 mg/m² group received a median of 7 cycles (median duration of 21 weeks). In the 25 mg/m² group, 128 patients (22%) had a dose reduced from 25 to 20 mg/m², 19 patients (3%) had a dose reduced from 20 to 15 mg/m² and 1 patient (0.2%) had a dose reduced from 15 to 12 mg/m². In the 20 mg/m² group, 58 patients (10%) had a dose reduced from 20 to 15 mg/m², and 9 patients (2%) had a dose reduced from 15 to 12 mg/m².

Table 3: Adverse Reactions* and Hematologic Abnormalities in ≥5% of Patients in PROSELICA

Adverse Reactions	Cabazitaxel 20 mg/m ² every 3 weeks with prednisone 10 mg daily n=580		Cabazitaxel 25 mg/m ² every 3 weeks with prednisone 10 mg daily n=595	
	Grade 1-4 %	Grade 3-4 %	Grade 1-4 %	Grade 3-4 %
Blood and Lymphatic System Disorders				
Anemia†	99.8	10	99.7	14
Leukopenia†	80	29	95	60
Neutropenia†	67	42	89	73
Thrombocytopenia†	35	3	43	4
Febrile Neutropenia	2	2	9	9
Gastrointestinal Disorders				
Diarrhea	31	1	40	4
Nausea	25	0.7	32	1

Constipation	18	0.3	18	0.7
Vomiting	15	1.2	18	1
Abdominal pain	6	0.5	9	1
Stomatitis	5	0	5	0.3
General Disorders and Administration Site Conditions				
Fatigue	25	3	27	4
Asthenia	15	2	20	2
Edema peripheral	7	0.2	9	0.2
Pyrexia	5	0.2	6	0.2
Renal and Urinary Disorders				
Hematuria	14	2	21	4
Dysuria	5	0.3	4	0
Metabolism and Nutrition Disorders				
Decreased appetite	13	0.7	19	1
Musculoskeletal and Connective Tissue Disorders				
Back pain	11	0.9	14	1
Bone pain	8	2	8	2
Arthralgia	8	0.5	7	0.8
Pain in extremity	5	0.2	7	0.5
Nervous System Disorders				
Dysgeusia	7	0	11	0
Peripheral sensory neuropathy	7	0	11	0.7
Dizziness	4	0	5	0
Headache	5	0.2	4	0.2
Infections and Infestations				
Urinary tract infection [†]	7	2	11	2
Neutropenic infection [§]	3	2	7	6
Respiratory, Thoracic and Mediastinal Disorders				
Dyspnea	5	0.9	8	0.7
Cough	6	0	6	0
Investigations				
Weight decreased	4	0.2	7	0
Skin and Subcutaneous Tissue Disorders				
Alopecia	3	0	6.1	0
Injury, Poisoning and Procedural Complications				
Wrong technique in drug usage process	0.3	0	5	0

* Grade from NCI CTCAE version 4.03.

† Based on laboratory values, cabazitaxel 20 mg/m²: n=577, cabazitaxel 25 mg/m²: n=590.

‡ Includes urinary tract infection staphylococcal, urinary tract infection bacterial, urinary tract infection fungal, and urosepsis.

§ Includes neutropenic sepsis.

CARD Trial (Cabazitaxel 25 mg/m² + primary prophylaxis with G-CSF)

The safety of cabazitaxel 25 mg/m² in combination with prednisone/prednisolone and primary prophylaxis G-CSF was evaluated in a randomized, open-label study (CARD) in patients with metastatic castration-resistant prostate cancer who progressed after receiving prior docetaxel-containing regimens and abiraterone acetate or enzalutamide [see *Clinical Studies 14.3*]. This study compared cabazitaxel 25 mg/m² in combination with prednisone/prednisolone and primary prophylaxis with G-CSF to either abiraterone acetate 1,000 mg once daily plus prednisone/prednisolone 5 mg twice daily or enzalutamide 160 mg once daily. Among patients receiving cabazitaxel, 35% remained on treatment at 6 months and 4.7% remained on treatment at 12 months.

Serious adverse reactions occurred in 39% of patients receiving cabazitaxel. Serious adverse reactions in ≥3% of

patients included neutropenia (6%), infections (4.8%), and diarrhea, fatigue, pneumonia, and spinal cord compression (3.2% each). Deaths due to causes other than disease progression were reported in 2.4% of cabazitaxel treated patients. Fatal adverse reactions in cabazitaxel-treated patients were septic shock, urinary tract infection (UTI), and aspiration (0.8% each).

Treatment discontinuations due to adverse drug reactions occurred in 20% of patients who received cabazitaxel and 8% of patients who received abiraterone acetate plus prednisone/prednisolone or enzalutamide. The adverse reactions leading to treatment discontinuation in >1% of patients in cabazitaxel arm were nervous system disorders, infections/infestations, and gastrointestinal disorders.

Dose interruptions (alone or in combination with dose reduction) due to an adverse reaction occurred in 31% of patients receiving cabazitaxel. Dose reductions were reported in 18% of cabazitaxel-treated patients. The most frequent adverse reactions leading to dose interruption of cabazitaxel were fatigue (7%) and hypersensitivity reaction (3.2%); the most frequent adverse reaction leading to reduction of cabazitaxel were neutropenia and peripheral neuropathy (3.9% each).

Table 4 summarizes the adverse reactions and laboratory hematologic abnormalities in patients in CARD.

The most common ($\geq 10\%$) adverse reactions were fatigue, diarrhea, musculoskeletal pain, nausea, infections, peripheral neuropathy, hematuria, constipation, abdominal pain, decreased appetite, vomiting, dysgeusia, edema peripheral and lower urinary tract symptoms.

The most common ($\geq 10\%$) hematologic abnormalities were anemia, lymphopenia, neutropenia and thrombocytopenia.

Table 4: Adverse Reactions* and Hematologic Abnormalities in $\geq 5\%$ of Patients in CARD Trial

Adverse Reactions	Cabazitaxel 25 mg/m ² + prednisone/prednisolone + G-CSF (N=126)		Abiraterone + prednisone/prednisolone or Enzalutamide (N=124)	
	Grade 1-4 %	Grade 3-4 %	Grade 1-4 %	Grade 3-4 %
Blood and Lymphatic System Disorders				
Anemia [†]	99	8	95	4.8
Lymphopenia [†]	72	27	55	17
Neutropenia [†]	66	45	7	3.2
Thrombocytopenia [†]	41	3.2	16	1.6
General Disorders and Administration Site Conditions				
Fatigue [‡]	53	4	36	2.4
Edema peripheral [§]	11	0.8	10	1.6
Pyrexia	6	0	7	0
Pain	6	0	6	0.8
Gastrointestinal Disorders				
Diarrhea	40	4.8	6	0
Nausea	23	0	23	0.8
Constipation	15	0	11	0
Abdominal pain [#]	14	1.6	6	0.8
Vomiting	13	0	12	1.6

Stomatitis	8	0	1.6	0
Dyspepsia	4.8	0	2.4	0
Musculoskeletal and Connective Tissue Disorders				
Musculoskeletal pain [Ⓟ]	27	1.6	40	6
Pain in extremity	4.8	0	11	2.4
Bone fracture [Ⓠ]	3.2	1.6	8	2.4
Infections and Infestations				
Infections [Ⓡ]	19	4	14	6
Nervous System Disorders				
Peripheral neuropathy [Ⓢ]	18	1.6	4.8	0
Dysgeusia	11	0	4	0
Polyneuropathy	6	1.6	0	0
Dizziness	0.8	0	4.8	0
Renal and Urinary Disorders				
Hematuria [Ⓣ]	16	0.8	6	1.6
Lower urinary tract symptoms [Ⓤ]	10	0	9	0
Acute kidney injury [Ⓥ]	5	2.4	10	4
Metabolism and Nutrition Disorders				
Decreased appetite	14	0.8	15	2.4
Hypokalemia	3.2	0	6	0
Neoplasms Benign, Malignant and Unspecified (incl cysts and polyps)				
Cancer pain	8	1.6	9	2.4
Cardiac disorders[Ⓦ]	6	0.8	6	3.2
Respiratory, Thoracic and Mediastinal Disorders				
Pneumonia [Ⓧ]	6	1.6	3.2	0.8
Dyspnea	6	0	2.4	0
Skin and Subcutaneous Tissue Disorders				
Alopecia	6	0	0	0
Injury, Poisoning and Procedural Complications				
Fall	4.8	0	0	0
Vascular Disorders				
Hypertension [Ⓨ]	4	2.4	8	2.4
Investigations				
Weight decreased	4	0	6	0
Psychiatric Disorders				
Insomnia	3.2	0	4.8	0

* Grade from NCI CTC version 4.0.

† Based on laboratory values - % calculated using the number of patients with at least one event(n) over the number of patients assessed for each parameter during the on-treatment period.

‡ includes asthenia, fatigue, lethargy, malaise.

§ includes lymphoedema, edema peripheral, peripheral swelling.

¶ includes colitis, diarrhea, diarrhea hemorrhagic, gastroenteritis.

includes abdominal pain, abdominal pain lower, abdominal pain upper, flank pain, gastrointestinal pain.

Ⓟ includes arthralgia, back pain, bone pain, musculoskeletal chest pain, musculoskeletal discomfort, musculoskeletal pain, myalgia, neck pain, noncardiac chest pain.

Ⓠ includes femoral neck fracture, pathological fracture, rib fracture, spinal compression fracture, sternal fracture, thoracic vertebral fracture.

Ⓡ includes bacteremia, bacteriuria, cellulitis, device related sepsis, Enterobacter sepsis, erysipelas, furuncle, influenza,

influenza like illness, localized infection, oral fungal infection, perineal cellulitis, pulmonary sepsis, pyelocaliectasis, pyelonephritis, pyelonephritis acute, respiratory tract infection, respiratory tract infection viral, sepsis, septic shock, subcutaneous abscess, upper respiratory tract infection, ureteritis, urinary tract infection, urinary tract infection bacterial, urosepsis, viral infection.

^ε includes neuropathy peripheral, paresthesia, peripheral motor neuropathy, peripheral sensorimotor neuropathy, peripheral sensory neuropathy.

^δ includes hematuria, cystitis hemorrhagic.

^ο include lower urinary tract symptoms, micturition urgency, nocturia, pollakiuria, urinary incontinence, urinary retention, dysuria.

^γ includes acute kidney injury, blood creatinine increased, renal failure, renal impairment.

[£] includes aortic valve incompetence, aortic valve stenosis, atrial fibrillation, atrial flutter, atrioventricular block complete, atrioventricular block second degree, bradycardia, sinus bradycardia, tachycardia, cardiac failure, acute coronary syndrome, angina pectoris.

[¥] includes lower respiratory tract infection, lung infection, lung infiltration, pneumonia.

[Ⓔ] includes hypertension, hypertensive crisis.

Clinically relevant \geq Grade 3 adverse reactions in $<5\%$ of patients who received cabazitaxel in combination with prednisone and primary prophylaxis G-CSF: febrile neutropenia (3.2%), pulmonary embolism (1.6%), and neutropenic infection (0.8%).

Hematuria

In study TROPIC, adverse reactions of hematuria, including those requiring medical intervention, were more common in cabazitaxel-treated patients. The incidence of grade ≥ 2 hematuria was 6% in cabazitaxel-treated patients and 2% in mitoxantrone-treated patients. Other factors associated with hematuria were well-balanced between arms and do not account for the increased rate of hematuria on the cabazitaxel arm.

In study PROSELICA, hematuria of all grades was observed in 18% of patients overall.
In CARD, hematuria of all grades was observed in 16% of patients receiving cabazitaxel.

Hepatic Laboratory Abnormalities

The incidences of grade 3-4 increased AST, increased ALT, and increased bilirubin were each $\leq 1\%$.

6.2 Postmarketing Experience

The following adverse reactions have been identified from clinical trials and/or postmarketing surveillance. Because they are reported from a population of unknown size, precise estimates of frequency cannot be made.

Gastrointestinal: Gastritis, intestinal obstruction.

Respiratory: Interstitial pneumonia/pneumonitis, interstitial lung disease and acute respiratory distress syndrome.

Renal and urinary disorders: Radiation recall hemorrhagic cystitis.

7 DRUG INTERACTIONS

7.1 CYP3A Inhibitors

Cabazitaxel is primarily metabolized through CYP3A [see *Clinical Pharmacology (12.3)*]. Strong CYP3A inhibitors (e.g., ketoconazole, itraconazole, clarithromycin, atazanavir, indinavir, nefazodone, nelfinavir, ritonavir, saquinavir, telithromycin, voriconazole) may increase plasma concentrations of cabazitaxel. Avoid the coadministration of Cabazitaxel Injection with strong CYP3A inhibitors. If patients require coadministration of a strong CYP3A inhibitor, consider a 25% Cabazitaxel Injection dose reduction [see *Dosage and Administration (2.4)* and *Clinical Pharmacology (12.3)*].

8 USE IN SPECIFIC POPULATIONS

8.1 Pregnancy

Risk Summary

The safety and efficacy of Cabazitaxel Injection have not been established in females. There are no human data on the use of Cabazitaxel Injection in pregnant women to inform the drug-associated risk. In animal reproduction studies, intravenous administration of cabazitaxel in pregnant rats during organogenesis caused embryonic and fetal death at doses lower than the maximum recommended human dose [see Data].

Data

Animal data

In an early embryonic developmental toxicity study in rats, cabazitaxel was administered intravenously for 15 days prior to mating through day 6 of pregnancy, which resulted in an increase in pre-implantation loss at 0.2 mg/kg/day and an increase in early resorptions at ≥ 0.1 mg/kg/day (approximately 0.06 and 0.02 times the C_{\max} in patients at the recommended human dose, respectively).

In an embryo-fetal developmental toxicity study in rats, cabazitaxel caused maternal and embryo-fetal toxicity consisting of increased postimplantation loss, embryoletality, and fetal deaths when administered intravenously at a dose of 0.16 mg/kg/day (approximately 0.06 times the C_{\max} in patients at the recommended human dose). Decreased mean fetal birthweight associated with delays in skeletal ossification was observed at doses ≥ 0.08 mg/kg. Cabazitaxel crossed the placenta barrier within 24 hours of a single intravenous administration of 0.08 mg/kg to pregnant rats at gestational day 17. A dose of 0.08 mg/kg in rats resulted in a C_{\max} approximately 0.02 times that observed in patients at the recommended human dose. Administration of cabazitaxel did not result in fetal abnormalities in rats or rabbits at exposure levels significantly lower than the expected human exposures.

8.2 Lactation

Risk Summary

The safety and efficacy of Cabazitaxel Injection have not been established in females. There is no information available on the presence of cabazitaxel in human milk, the effects of the drug on the breastfed infant, or the effects of the drug on milk production. Cabazitaxel or cabazitaxel metabolites are excreted in maternal milk of lactating rats [see Data].

Data

Animal data

In a milk excretion study, radioactivity related to cabazitaxel was detected in the stomachs of nursing pups within 2 hours of a single intravenous administration of cabazitaxel to lactating rats at a dose of 0.08 mg/kg (approximately 0.02 times the C_{\max} in patients at the recommended human dose). This was detectable 24 hours post dose. Approximately 1.5% of the dose delivered to the mother was calculated to be delivered in the maternal milk.

8.3 Females and Males of Reproductive Potential

Contraception

Males

Based on findings in animal reproduction studies, advise male patients with female partners of reproductive potential to use effective contraception during treatment and for 4 months after the last dose of Cabazitaxel Injection [see Use in Specific Populations (8.1)].

Infertility

Males

Based on animal toxicology studies, Cabazitaxel Injection may impair human fertility in males of reproductive potential [see *Nonclinical Toxicology (13.1)*].

8.4 Pediatric Use

The safety and effectiveness of cabazitaxel in pediatric patients have not been established. Cabazitaxel was evaluated in 39 pediatric patients (ages 3 to 18 years) receiving prophylactic G-CSF. The maximum tolerated dose (MTD) was 30 mg/m² intravenously over 1 hour on Day 1 of a 21 day cycle in pediatric patients with solid tumors based on the dose-limiting toxicity (DLT) of febrile neutropenia. No objective responses were observed in 11 patients with refractory high grade glioma (HGG) or diffuse intrinsic pontine glioma (DIPG). One patient had a partial response among the 9 patients with ependymoma.

Infusion related/hypersensitivity reactions were seen in 10 patients (26%). Three patients experienced serious adverse events of anaphylactic reaction. The incidence of infusion related/hypersensitivity reactions decreased with steroid premedication. The most frequent treatment-emergent adverse events were similar to those reported in adults.

Based on the population pharmacokinetics analysis conducted with data from 31 pediatric patients with cancer (ages 3 to 18 years), the clearances by body surface area were comparable to those in adults.

8.5 Geriatric Use

In the TROPIC study, of the 371 patients with prostate cancer treated with cabazitaxel every three weeks plus prednisone, 240 patients (64.7%) were 65 years of age and over, while 70 patients (18.9%) were 75 years of age and over. No overall differences in effectiveness were observed between patients ≥ 65 years of age and younger patients. Elderly patients (≥ 65 years of age) may be more likely to experience certain adverse reactions. The incidence of death due to causes other than disease progression within 30 days of the last cabazitaxel dose were higher in patients who were 65 years of age or greater compared to younger patients [see *Warnings and Precautions (5.2)*]. The incidence of grade 3-4 neutropenia and febrile neutropenia were higher in patients who were 65 years of age or greater compared to younger patients. The following grade 1-4 adverse reactions were reported at rates $\geq 5\%$ higher in patients 65 years of age or older compared to younger patients: fatigue (40% vs 30%), neutropenia (97% vs 89%), asthenia (24% vs 15%), pyrexia (15% vs 8%), dizziness (10% vs 5%), urinary tract infection (10% vs 3%), and dehydration (7% vs 2%), respectively.

In the PROSELICA study, the grade 1-4 adverse reactions reported at rates of at least 5% higher in patients 65 years of age or older compared to younger patients were diarrhea (43% vs 33%), fatigue (30% vs 19%), asthenia (22% vs 13%), constipation (20% vs 13%), clinical neutropenia (13% vs 6%), febrile neutropenia (11% vs 5%), and dyspnea (10% vs 3%).

In the CARD study, the grade 1-4 adverse reactions reported at rates of at least 5% higher in patients 65 years of age or older compared to younger patients were decreased appetite (16% vs 7%), hypertension (5% vs 0%), constipation (18% vs 7%), paresthesia (6% vs 0%), stomatitis (10% vs 3%), musculoskeletal pain (5% vs 0%), fatigue (31% vs 23%), asthenia (30% vs 19%), and edema peripheral (11% vs 0%).

Based on a population pharmacokinetic analysis, no significant difference was observed in the pharmacokinetics of cabazitaxel between patients < 65 years (n=100) and older (n=70).

8.6 Renal Impairment

No dose adjustment is necessary in patients with renal impairment not requiring hemodialysis. Patients presenting with end-stage renal disease (creatinine clearance CL_{CR} < 15 mL/min/1.73 m²), should be monitored carefully during treatment [see *Clinical Pharmacology (12.3)*].

8.7 Hepatic Impairment

Cabazitaxel is extensively metabolized in the liver. Patients with mild hepatic impairment (total bilirubin >1 to $\leq 1.5 \times$ ULN or AST $>1.5 \times$ ULN) should have Cabazitaxel Injection dose of 20 mg/m^2 . Administration of cabazitaxel to patients with mild hepatic impairment should be undertaken with caution and close monitoring of safety [see *Clinical Pharmacology (12.3)*]. The maximum tolerated dose in patients with moderate hepatic impairment (total bilirubin >1.5 to $\leq 3.0 \times$ ULN and AST = any) was 15 mg/m^2 , however, the efficacy at this dose level was unknown. Cabazitaxel Injection is contraindicated in patients with severe hepatic impairment (total bilirubin $>3 \times$ ULN) [see *Contraindications (4)*].

10 OVERDOSAGE

There is no known antidote for cabazitaxel overdose. Overdose has resulted from improper preparation [see *Dosage and Administration (2.5)*]. Read the entire section *Dosage and Administration (2)* carefully before diluting. Complications of overdose include exacerbation of adverse reactions such as bone marrow suppression and gastrointestinal disorders. Overdose has led to fatal outcome.

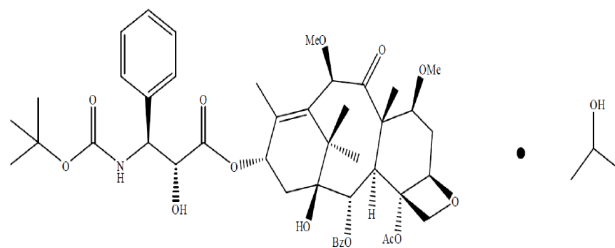
In case of overdose, the patient should be kept in a specialized unit where vital signs, chemistry and particular functions can be closely monitored. Patients should receive therapeutic G-CSF as soon as possible after discovery of overdose. Other appropriate symptomatic measures should be taken, as needed.

11 DESCRIPTION

Cabazitaxel is an antineoplastic agent belonging to the taxane class. It is prepared by semi-synthesis with a precursor extracted from yew needles.

Cabazitaxel Injection contains cabazitaxel 2-propanol solvate. The chemical name of cabazitaxel 2-propanol solvate is (2 α ,5 β ,7 β ,10 β ,13 α)-4-acetoxy-13-({(2R,3S)-3-[(tert-butoxycarbonyl) amino]-2-hydroxy-3-phenylpropanoyl}oxy)-1-hydroxy-7,10-dimethoxy-9-oxo-5,20-epoxytax-11-en-2-yl benzoate – propan-2-ol (1:1).

Cabazitaxel 2-propanol solvate has the following structural formula:



Cabazitaxel 2-propanol solvate is a white to off-white powder with a molecular formula of $\text{C}_{45}\text{H}_{57}\text{NO}_{14} \cdot \text{C}_3\text{H}_8\text{O}$ and a molecular weight of 896.03 (for the 2-propanol solvate) / 835.93 (for the non-solvate). It is lipophilic, practically insoluble in water and soluble in alcohol.

Cabazitaxel Injection is a sterile, non-pyrogenic, preservative-free, clear, oily light-yellow solution and is available in single-dose vial containing $60 \text{ mg}/6 \text{ mL}$ (10 mg/mL) cabazitaxel for intravenous use. Each mL contains 10 mg cabazitaxel (non-solvate), citric acid anhydrous (3 mg), ethanol (23% v/v), polysorbate 80 (260 mg) and polyethylene glycol 400 (585.28 mg).

12 CLINICAL PHARMACOLOGY

12.1 Mechanism of Action

Cabazitaxel is a microtubule inhibitor. Cabazitaxel binds to tubulin and promotes its assembly into microtubules while simultaneously inhibiting disassembly. This leads to the stabilization of microtubules, which results in the inhibition of mitotic and interphase cellular functions.

12.2 Pharmacodynamics

Cardiac Electrophysiology

The effect of cabazitaxel following a single dose of 25 mg/m² administered by intravenous infusion on QTc interval was evaluated in 94 patients with solid tumors. No large changes in the mean QT interval (i.e., >20 ms) from baseline based on Fridericia correction method were detected. However, a small increase in the mean QTc interval (i.e., <10 ms) cannot be excluded due to study design limitations.

12.3 Pharmacokinetics

A population pharmacokinetic analysis was conducted in 170 patients with solid tumors at doses ranging from 10 to 30 mg/m² weekly or every three weeks.

Absorption

Based on the population pharmacokinetic analysis, after an intravenous dose of cabazitaxel 25 mg/m² every three weeks, the mean C_{max} in patients with metastatic prostate cancer was 226 ng/mL (CV 107%) and was reached at the end of the one-hour infusion (T_{max}). The mean AUC in patients with metastatic prostate cancer was 991 ng•h/mL (CV 34%).

No major deviation from the dose proportionality was observed from 10 to 30 mg/m² in patients with advanced solid tumors.

Distribution

The volume of distribution (V_{ss}) was 4,864 L (2,643 L/m² for a patient with a median BSA of 1.84 m²) at steady state.

In vitro, the binding of cabazitaxel to human serum proteins was 89% to 92% and was not saturable up to 50,000 ng/mL, which covers the maximum concentration observed in clinical trials. Cabazitaxel is mainly bound to human serum albumin (82%) and lipoproteins (88% for HDL, 70% for LDL, and 56% for VLDL). The *in vitro* blood-to-plasma concentration ratio in human blood ranged from 0.90 to 0.99, indicating that cabazitaxel was equally distributed between blood and plasma.

Metabolism

Cabazitaxel is extensively metabolized in the liver (>95%), mainly by the CYP3A4/5 isoenzyme (80% to 90%), and to a lesser extent by CYP2C8. Cabazitaxel is the main circulating moiety in human plasma. Seven metabolites were detected in plasma (including the 3 active metabolites issued from O-demethylation), with the main one accounting for 5% of cabazitaxel exposure. Around 20 metabolites of cabazitaxel are excreted into human urine and feces.

Elimination

After a one-hour intravenous infusion [¹⁴C]-cabazitaxel 25 mg/m², approximately 80% of the administered dose was eliminated within 2 weeks. Cabazitaxel is mainly excreted in the feces as numerous metabolites (76% of the dose); while renal excretion of cabazitaxel and metabolites account for 3.7% of the dose (2.3% as unchanged drug in urine).

Based on the population pharmacokinetic analysis, cabazitaxel has a plasma clearance of 48.5 L/h (CV 39%; 26.4 L/h/m² for a patient with a median BSA of 1.84 m²) in patients with metastatic prostate cancer. Following a one-

hour intravenous infusion, plasma concentrations of cabazitaxel can be described by a three-compartment pharmacokinetic model with α -, β -, and γ -half-lives of 4 minutes, 2 hours, and 95 hours, respectively.

Renal Impairment

Cabazitaxel is minimally excreted via the kidney. A population pharmacokinetic analysis carried out in 170 patients including 14 patients with moderate renal impairment ($30 \text{ mL/min} \leq \text{CL}_{\text{CR}} < 50 \text{ mL/min}$) and 59 patients with mild renal impairment ($50 \text{ mL/min} \leq \text{CL}_{\text{CR}} < 80 \text{ mL/min}$) showed that mild to moderate renal impairment did not have meaningful effects on the pharmacokinetics of cabazitaxel. This was confirmed by a dedicated comparative pharmacokinetic study in patients with solid tumors with normal renal function ($n=8$, $\text{CL}_{\text{CR}} > 80 \text{ mL/min/1.73 m}^2$), or moderate ($n=8$, $30 \text{ mL/min/1.73 m}^2 \leq \text{CL}_{\text{CR}} < 50 \text{ mL/min/1.73 m}^2$) and severe ($n=9$, $\text{CL}_{\text{CR}} < 30 \text{ mL/min/1.73 m}^2$) renal impairment, who received several cycles of cabazitaxel in single IV infusion up to 25 mg/m^2 . Limited pharmacokinetic data were available in patients with end-stage renal disease ($n=2$, $\text{CL}_{\text{CR}} < 15 \text{ mL/min/1.73 m}^2$).

Hepatic Impairment

Cabazitaxel is extensively metabolized in the liver.

A dedicated study in 43 cancer patients with hepatic impairment showed no influence of mild (total bilirubin >1 to $\leq 1.5 \times \text{ULN}$ or AST $>1.5 \times \text{ULN}$) or moderate (total bilirubin >1.5 to $\leq 3.0 \times \text{ULN}$) hepatic impairment on cabazitaxel pharmacokinetics. The maximum tolerated dose (MTD) of cabazitaxel was 20 and 15 mg/m^2 , respectively.

In 3 patients with severe hepatic impairment (total bilirubin $>3 \times \text{ULN}$), a 39% decrease in clearance was observed when compared to patients with mild hepatic impairment (ratio=0.61, 90% CI: 0.36 to 1.05), indicating some effect of severe hepatic impairment on cabazitaxel pharmacokinetics. The MTD of cabazitaxel in patients with severe hepatic impairment was not established. Based on safety and tolerability data, cabazitaxel dose should be maintained at 20 mg/m^2 in patients with mild hepatic impairment and reduced to 15 mg/m^2 in patients with moderate hepatic impairment [see *Warnings and Precautions (5.8) and Use in Specific Populations (8.7)*]. Cabazitaxel is contraindicated in patients with severe hepatic impairment [see *Contraindications (4) and Use in Specific Populations (8.7)*].

Drug Interactions

A drug interaction study of cabazitaxel in 23 patients with advanced cancers has shown that repeated administration of ketoconazole (400 mg orally once daily), a strong CYP3A inhibitor, increased the exposure to cabazitaxel (5 mg/m^2 intravenous) by 25%.

A drug interaction study of cabazitaxel in 13 patients with advanced cancers has shown that repeated administration of aprepitant (125 or 80 mg once daily), a moderate CYP3A inhibitor, did not modify the exposure to cabazitaxel (15 mg/m^2 intravenous).

A drug interaction study of cabazitaxel in 21 patients with advanced cancers has shown that repeated administration of rifampin (600 mg once daily), a strong CYP3A inducer, decreased the exposure to cabazitaxel (15 mg/m^2 intravenous) by 17%.

A drug interaction study of cabazitaxel in 11 patients with advanced cancers has shown that cabazitaxel (25 mg/m^2 administered as a single 1-hour infusion) did not modify the exposure to midazolam, a probe substrate of CYP3A.

Prednisone or prednisolone administered at 10 mg daily did not affect the pharmacokinetics of cabazitaxel.

Based on *in vitro* studies, the potential for cabazitaxel to inhibit drugs that are substrates of other CYP isoenzymes (1A2, -2B6, -2C9, -2C8, -2C19, -2E1, -2D6, and CYP3A4/5) is low.

In addition, cabazitaxel did not induce CYP isozymes (-1A, -2C9 and -3A) *in vitro*.

In vitro, cabazitaxel did not inhibit the multidrug-resistance protein 1 (MRP1), 2 (MRP2) or organic cation transporter (OCT1).

In vitro, cabazitaxel inhibited P-gp, BCRP, and organic anion transporting polypeptides (OATP1B1, OATP1B3). However, the *in vivo* risk of cabazitaxel inhibiting MRPs, OCT1, P-gp, BCRP, OATP1B1 or OATP1B3 is low at the dose of 25 mg/m².

In vitro, cabazitaxel is a substrate of P-gp, but not a substrate of MRP1, MRP2, BCRP, OCT1, OATP1B1 or OATP1B3.

13 NONCLINICAL TOXICOLOGY

13.1 Carcinogenesis, Mutagenesis, Impairment of Fertility

Long-term animal studies have not been performed to evaluate the carcinogenic potential of cabazitaxel.

Cabazitaxel was positive for genotoxicity by an aneugenic mechanism in the *in vivo* micronucleus test, inducing an increase of micronuclei in rats at doses ≥ 0.5 mg/kg. Cabazitaxel increased numerical aberrations with or without metabolic activation in an *in vitro* test in human lymphocytes though no induction of structural aberrations was observed. Cabazitaxel did not induce mutations in the bacterial reverse mutation (Ames) test. The positive *in vivo* genotoxicity findings are consistent with the pharmacological activity of the compound (inhibition of tubulin depolymerization).

In a fertility study performed in female rats at cabazitaxel doses of 0.05, 0.1, or 0.2 mg/kg/day there was no effect of administration of the drug on mating behavior or the ability to become pregnant. In repeat-dose toxicology studies in rats with intravenous cabazitaxel administration once every three weeks for up to 6 months, atrophy of the uterus was observed at the 5 mg/kg dose level (approximately the AUC in patients with cancer at the recommended human dose) along with necrosis of the corpora lutea at doses ≥ 1 mg/kg (approximately 0.2 times the AUC at the clinically recommended human dose).

In a fertility study in male rats, cabazitaxel did not affect mating performances or fertility at doses of 0.05, 0.1, or 0.2 mg/kg/day. In repeat-dose toxicology studies with intravenous cabazitaxel administration once every three weeks for up to 9 months, degeneration of seminal vesicle and seminiferous tubule atrophy in the testis were observed in rats at a dose of 1 mg/kg (approximately 0.2 times the AUC in patients at the recommended human dose), and minimal testicular degeneration (minimal epithelial single cell necrosis in epididymis) was observed in dogs treated at a dose of 0.5 mg/kg (approximately 0.1 times the AUC in patients at the recommended human dose).

14 CLINICAL STUDIES

14.1 TROPIC Trial (cabazitaxel + prednisone compared to mitoxantrone)

The efficacy and safety of cabazitaxel in combination with prednisone were evaluated in a randomized, open-label, international, multi-center study in patients with metastatic castration-resistant prostate cancer previously treated with a docetaxel-containing treatment regimen (TROPIC, NCT00417079).

A total of 755 patients were randomized to receive either cabazitaxel 25 mg/m² intravenously every 3 weeks for a maximum of 10 cycles with prednisone 10 mg orally daily (n=378), or to receive mitoxantrone 12 mg/m² intravenously every 3 weeks for 10 cycles with prednisone 10 mg orally daily (n=377) for a maximum of 10 cycles.

This study included patients over 18 years of age with hormone-refractory metastatic prostate cancer either measurable by RECIST criteria or non-measurable disease with rising PSA levels or appearance of new lesions, and ECOG (Eastern Cooperative Oncology Group) performance status 0 to 2. Patients had to have neutrophils >1,500 cells/mm³, platelets >100,000 cells/mm³, hemoglobin >10 g/dL, creatinine <1.5 × upper limit of normal (ULN), total bilirubin <1×ULN, AST <1.5 × ULN, and ALT <1.5 × ULN. Patients with a history of congestive heart failure, or myocardial infarction within the last 6 months, or patients with uncontrolled cardiac arrhythmias, angina pectoris, and/or hypertension were not included in the study.

Demographics, including age, race, and ECOG performance status (0 to 2) were balanced between the treatment arms. The median age was 68 years (range 46 to 92) and the racial distribution for all groups was 83.9% Caucasian, 6.9% Asian, 5.3% Black, and 4% Others in the cabazitaxel group.

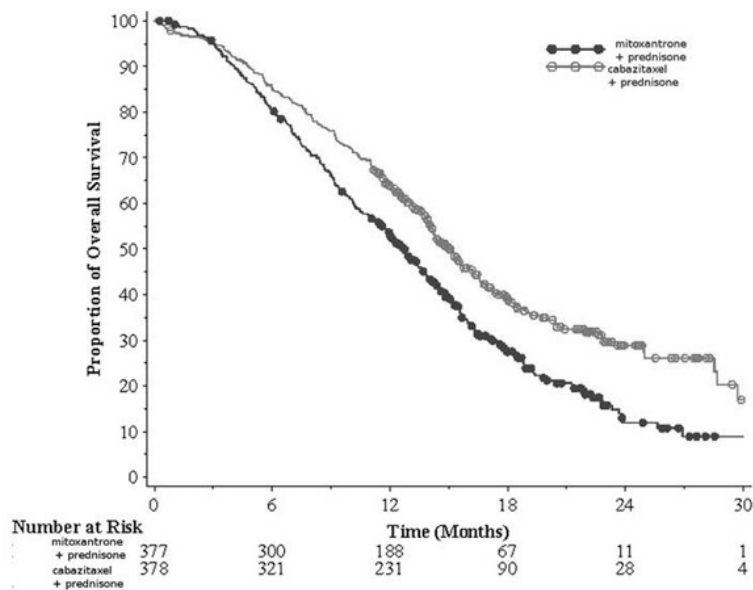
Efficacy results for the cabazitaxel arm versus the control arm are summarized in Table 5 and Figure 1.

Table 5: Efficacy of Cabazitaxel in TROPIC in the Treatment of Patients with Metastatic Castration-Resistant Prostate Cancer (Intent-to-Treat Analysis)

	Cabazitaxel + Prednisone n=378	Mitoxantrone + Prednisone n=377
Overall Survival		
Number of deaths (%)	234 (61.9%)	279 (74%)
Median survival (month) (95% CI)	15.1 (14.1 to 16.3)	12.7 (11.6 to 13.7)
Hazard Ratio* (95% CI)	0.70 (0.59 to 0.83)	
p-value	<0.0001	

*Hazard ratio estimated using Cox model; a hazard ratio of less than 1 favors cabazitaxel

Figure 1: Kaplan-Meier Overall Survival Curves (TROPIC)



Investigator-assessed tumor response of 14.4% (95% CI: 9.6 to 19.3) was higher for patients in the cabazitaxel arm compared to 4.4% (95% CI: 1.6 to 7.2) for patients in the mitoxantrone arm, p=0.0005.

14.2 PROSELICA Trial (comparison of two doses of cabazitaxel)

The efficacy and safety of cabazitaxel were evaluated in a noninferiority, multicenter, randomized, open-label study (PROSELICA, NCT01308580). A total of 1200 patients with metastatic castration-resistant prostate cancer, previously treated with a docetaxel-containing regimen were randomized to receive either cabazitaxel 25 mg/m² (n=602) or 20 mg/m² (n=598) dose. Overall survival (OS) was the major efficacy outcome.

Demographics, including age, race, and ECOG performance status (0 to 2) were balanced between the treatment arms. The median age was 68 years (range 45 to 89) and the racial distribution for all groups was 87% Caucasian, 6.9% Asian, 2.3% Black, and 3.8% Others in the cabazitaxel 20 mg/m² group. The median age was 69 years (range 45 to 88) and the racial distribution for all groups was 88.7% Caucasian, 6.6% Asian, 1.8% Black, and 2.8% Others in the Cabazitaxel Injection 25 mg/m² group.

The study demonstrated noninferiority in overall survival (OS) of cabazitaxel 20 mg/m² in comparison with cabazitaxel 25 mg/m² in an intent-to-treat population (see Table 6 and Figure 2). Based on the per-protocol population, the estimated median OS was 15.1 months on cabazitaxel 20 mg/m² and 15.9 months on cabazitaxel 25 mg/m², the observed hazard ratio (HR) of OS was 1.042 (97.78% CI: 0.886, 1.224). Among the subgroup analyses intended for assessing the heterogeneity, no notable difference in OS was observed on the cabazitaxel 25 mg/m² arm compared to the cabazitaxel 20 mg/m² arm in subgroups based on the stratification factors of ECOG performance status score, measurability of disease, or region.

Table 6: Overall Survival in PROSELICA for Cabazitaxel 20 mg/m² versus Cabazitaxel 25 mg/m² (intent-to-treat analysis)

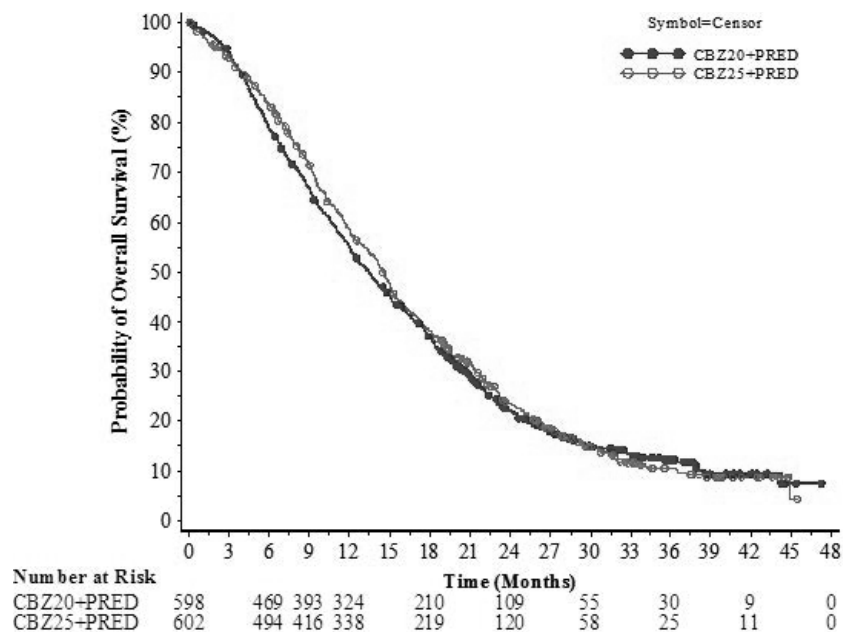
	CBZ20+PRED n=598	CBZ25+PRED n=602
Overall Survival		
Number of deaths, n (%)	497 (83.1 %)	501 (83.2%)
Median survival (95% CI) (months)	13.4 (12.2 to 14.9)	14.5 (13.5 to 15.3)
Hazard Ratio* (97.78% CI [†])	1.024 (0.886, 1.184)	

* Hazard ratio is estimated using a Cox Proportional Hazards regression model. A hazard ratio <1 indicates a lower risk of death for Cabazitaxel 20 mg/m² with respect to 25 mg/m².

† Adjusted for interim OS analyses. The noninferiority margin is 1.214.

CBZ20=Cabazitaxel 20 mg/m², CBZ25=Cabazitaxel 25 mg/m², PRED=Prednisone/Prednisolone.
CI=confidence interval.

Figure 2: Kaplan-Meier Overall Survival Curves (intent-to-treat population) (PROSELICA)



14.3 CARD Trial (Cabazitaxel 25 mg/m² + prednisone/prednisolone + primary prophylaxis with G-CSF compared to abiraterone acetate + prednisone/prednisolone or enzalutamide)

The efficacy and safety of cabazitaxel were evaluated in a multinational, randomized, active-controlled, open-label study (CARD: NCT02485691) in patients with metastatic castration resistant prostate cancer (mCRPC) previously treated with a docetaxel containing regimen and had progressed within 12 months of initiating either abiraterone or enzalutamide. A total of 255 patients were randomized to receive either cabazitaxel 25 mg/m² every 3 week plus prednisone/prednisolone 10 mg daily (n=129), abiraterone 1,000 mg once daily plus prednisone/prednisolone 5 mg twice daily or enzalutamide 160 mg once daily depending on prior therapy received (n=126). Primary prophylactic G-CSF was administered at each cycle for patients in the cabazitaxel arm. This study included patients over 18 years of age with ECOG performance status 0-2. Patients had to have neutrophils >1,500 cells/mm³, platelets >100,000 cells/mm³, hemoglobin >10 g/dL, creatinine <1.5 × upper limit of normal (ULN), total bilirubin <1 × ULN, AST <1.5 × ULN, and ALT <1.5 × ULN. Patients with a history of congestive heart failure, or myocardial infarction within the last 6 months, or patients with uncontrolled cardiac arrhythmias, angina pectoris, and/or hypertension were not included in the study. Randomization was stratified by ECOG performance status (0 or 1 vs 2), time from abiraterone acetate or enzalutamide to disease progression, and receipt of abiraterone acetate or enzalutamide before or after docetaxel containing regimen.

The major efficacy outcome measure was radiographic progression free-survival (rPFS) as defined by Prostate Cancer Working Group-2 (PCWG2) assessed by study investigators. Other efficacy outcome measures included overall survival and objective response rate.

Demographics and baseline disease characteristics were balanced between treatment arms. The overall median age was 70 years (range 45 to 88), 95% of patients had an ECOG PS of 0 to 1 and median Gleason score was 8. A majority of the patients (61%) had their prior treatment with abiraterone acetate or enzalutamide after docetaxel. There were 36% of patients on the cabazitaxel arm with visceral disease (liver 8%, lung 8%, other 20%) and 57% with bone-only disease. Race and ethnicity data were not collected. Approximately 92% of the patients on the cabazitaxel arm received primary prophylaxis with G-CSF therapy during the first 3 cycles and, overall, 90% of the patients on the cabazitaxel arm received primary prophylaxis with G-CSF therapy at each cycle.

Efficacy results from the CARD trial are summarized in Table 7 and Figure 3.

Table 7: Efficacy of cabazitaxel in CARD Trial in the Treatment of Patients with Metastatic Castration-Resistant Prostate Cancer (intent-to-treat analysis)

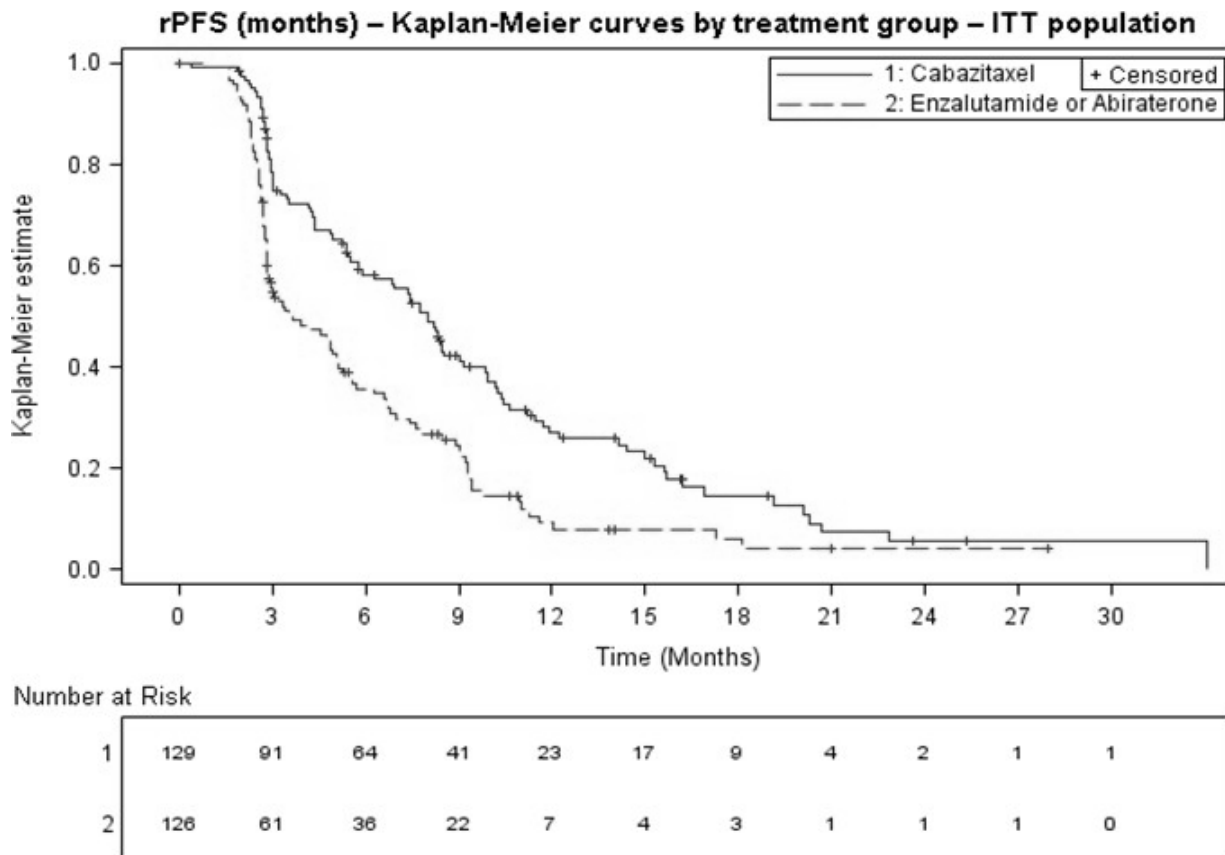
	Cabazitaxel + prednisone/prednisolone + G-CSF n=129	Abiraterone + prednisone/prednisolone or Enzalutamide n=126
Radiographic Progression Free Survival (rPFS)		
Number of events (%)*	95 (73.6%)	101 (80.2%)
Median rPFS (months) (95% CI)	8.0 (5.7 to 9.2)	3.7 (2.8 to 5.1)
Hazard Ratio (95% CI)	0.54 (0.40 to 0.73)	
p-value [†]	<0.0001	
Overall Survival (OS)[‡]		
Median OS [95% CI] (months)	13.6 [11.5; 17.5]	11.0 [9.2;12.9]
Hazard Ratio (95% CI)	0.64 [0.46; 0.89]	
p-value	0.0078	

*Investigator assessed.

[†] Stratified log-rank test, significance threshold = 0.05.

[‡] Overall survival was statistically significant.

Figure 3: Kaplan-Meier of Radiographic PFS (ITT Population)



In terms of therapy sequence prior to randomization, rPFS was consistent across the subgroups of patients who received abiraterone acetate/enzalutamide prior to docetaxel (HR=0.61, 95% CI: 0.39, 0.96) and those who received abiraterone acetate/enzalutamide after docetaxel (HR=0.48, 95% CI: 0.32, 0.70).

Objective tumor response rate assessed by study investigators was 36.5% (95% CI: 26.6 to 48.4) for cabazitaxel arm versus 11.5% (95% CI: 2.9 to 20.2) for abiraterone acetate plus prednisone/prednisolone or enzalutamide arm, p=0.004.

15 REFERENCES

1. OSHA Hazardous Drugs. OSHA. <http://www.osha.gov/SLTC/hazardousdrugs/index.html>

16 HOW SUPPLIED/STORAGE AND HANDLING

16.1 How Supplied

Cabazitaxel Injection is supplied as a clear, oily, light-yellow solution in single-dose vial in the following package strength:

NDC 0591-3038-20 Cabazitaxel Injection 60 mg/6 mL (10 mg/mL) in a carton

The vial stopper is not made with natural rubber latex.

16.2 Storage

Store at 20°C to 25°C (68°F to 77°F); excursions permitted between 15°C to 30°C (59°F to 86°F). [see USP Controlled Room Temperature].

16.3 Handling and Disposal

Cabazitaxel Injection is a hazardous anticancer drug. Follow applicable special handling and disposable procedures [see References (15)].

17 PATIENT COUNSELING INFORMATION

Advise the patient to read the FDA-approved patient labeling (Patient Information).

Hypersensitivity Reactions

Educate patients about the risk of potential hypersensitivity associated with Cabazitaxel Injection. Confirm patients do not have a history of severe hypersensitivity reactions to cabazitaxel or to other drugs formulated with polysorbate 80. Instruct patients to immediately report signs of a hypersensitivity reaction [see Contraindications (4) and Warnings and Precautions (5.3)].

Bone Marrow Suppression

Inform patients that Cabazitaxel Injection decreases blood count such as white blood cells, platelets and red blood cells. Thus, it is important that periodic assessment of their blood count be performed to detect the development of neutropenia, thrombocytopenia, anemia, and/or pancytopenia [see Contraindications (4) and Warnings and Precautions (5.1)]. Instruct patients to monitor their temperature frequently and immediately report any occurrence of fever to their healthcare provider.

Increased Toxicities in Elderly Patients

Inform elderly patients that certain side effects may be more frequent or severe [see Warnings and Precautions (5.2) and Use in Specific Populations (8.5)].

Importance of Prednisone

Explain that it is important to take the oral prednisone as prescribed. Instruct patients to report if they were not compliant with oral corticosteroid regimen [see Dosage and Administration (2.1)].

Infections, Dehydration, Renal Failure

Explain to patients that severe and fatal infections, dehydration, and renal failure have been associated with cabazitaxel exposure. Patients should immediately report fever, significant vomiting or diarrhea, decreased urinary output, and hematuria to their healthcare provider [see Warnings and Precautions (5.1, 5.4, 5.5)].

Urinary Disorders Including Cystitis

Inform patients that hematuria may occur during treatment with Cabazitaxel Injection. Inform patients that previously received pelvic radiation that cystitis and radiation cystitis may occur during treatment with Cabazitaxel Injection. Advise patients to report any occurrence of hematuria, or any signs and symptoms of cystitis or radiation cystitis, to their healthcare provider [see Warnings and Precautions (5.6)].

Respiratory Disorders

Explain to patients that severe and fatal interstitial pneumonia/pneumonitis, interstitial lung disease and acute respiratory distress syndrome have occurred with Cabazitaxel Injection. Instruct patients to immediately report new or worsening pulmonary symptoms to their healthcare provider [see *Warnings and Precautions (5.7)*].

Drug Interactions

Inform patients about the risk of drug interactions and the importance of providing a list of prescription and non-prescription drugs to their healthcare provider [see *Drug Interactions (7.1)*].

Embryo-Fetal Toxicity

Advise male patients with female partners of reproductive potential to use effective contraception during treatment and for 4 months after the last dose of Cabazitaxel Injection [see *Use in Specific Populations (8.3)*].

Infertility

Advise male patients that Cabazitaxel Injection may impair fertility [see *Use in Specific Populations (8.3)*].

Manufactured In Romania By:

Sindan Pharma SRL

Bucharest 1, Romania 011171

Manufactured for:

Teva Pharmaceuticals

Parsippany, NJ 07054 USA

PATIENT INFORMATION
Cabazitaxel (ka baz" i tax' el)
Injection

What is the most important information I should know about Cabazitaxel Injection?

Cabazitaxel Injection may cause serious side effects including:

- **Low white blood cell count.** Low white blood cell counts are common during treatment with Cabazitaxel Injection and can cause serious infections that may lead to death. Men who are 65 years or older may be more likely to have these problems. Your healthcare provider:
 - will do blood tests regularly to check your white blood cell counts during your treatment with Cabazitaxel Injection.
 - may lower your dose of Cabazitaxel Injection, change how often you receive it, or stop Cabazitaxel Injection until your healthcare provider decides that you have enough white blood cells.
 - may prescribe a medicine for you called G-CSF to help prevent complications if your white blood cell count is too low.

Tell your healthcare provider right away if you have any of these symptoms of infection during treatment with Cabazitaxel Injection:

- fever. Take your temperature often during treatment with Cabazitaxel Injection.
- cough
- burning on urination
- muscle aches

Also, tell your healthcare provider if you have any diarrhea during the time that your white blood cell count is low. Your healthcare provider may prescribe treatment for you as needed.

- **Severe allergic reactions.** Severe allergic reactions can happen within a few minutes after your infusion of Cabazitaxel Injection starts, especially during the first and second infusions. Your healthcare provider should prescribe medicines before each infusion to help prevent severe allergic reactions.

Tell your healthcare provider or nurse right away if you have any of these symptoms of a severe allergic reaction during or soon after an infusion of Cabazitaxel Injection:

- rash or itching
- skin redness
- feeling dizzy or faint
- breathing problems
- chest or throat tightness
- swelling of your face

- **Severe stomach and intestine (gastrointestinal) problems.**

- **Cabazitaxel Injection can cause nausea, vomiting and severe diarrhea, which may lead to death.** Vomiting and severe diarrhea with Cabazitaxel Injection can lead to loss of too much of your body fluid (dehydration), or loss of too much of your body salts (electrolytes). Death has happened from having severe diarrhea and losing too much body fluid or body salts with Cabazitaxel Injection. **You may need to go to a hospital for treatment.** Your healthcare provider will prescribe medicines to prevent or treat nausea, vomiting and diarrhea, as needed, with Cabazitaxel Injection.

Tell your healthcare provider right away if you develop vomiting or diarrhea or if your symptoms get worse or do not get better.

- **Cabazitaxel Injection can cause a leak in the stomach or intestine, intestinal blockage, infection, and bleeding in the stomach or intestine, which may lead to death.**

Tell your healthcare provider if you develop any of these symptoms:

- severe stomach-area (abdomen) pain
 - constipation
 - fever
 - blood in your stool, or changes in the color of your stool
- **Kidney failure.** Kidney failure may happen with Cabazitaxel Injection, because of severe infection, loss of too much body fluid (dehydration), and other reasons, which may lead to death. Your healthcare provider will check you for this problem and treat you if needed.

Tell your healthcare provider if you develop these signs or symptoms:

- swelling of your face or body
 - decrease in the amount of urine that your body makes each day
 - blood in your urine
- **Inflammation of the bladder and blood in the urine.** Blood in the urine is common with Cabazitaxel Injection, but it can also sometimes be severe. Some people who have had pelvic radiation in the past may develop inflammation of the bladder and blood in the urine that is severe enough that they need to be hospitalized for medical treatment or surgery. Your healthcare provider will check you for these problems during treatment with Cabazitaxel Injection. Your healthcare provider may stop your treatment with Cabazitaxel Injection for a short time, or permanently, if you develop inflammation of the bladder and bleeding that is severe. Tell your healthcare provider if you have blood in your urine, burning or pain during urination, or frequent or urgent need to urinate.
 - **Lung or breathing problems.** Lung or breathing problems may happen with Cabazitaxel Injection and may lead to death. Men who have lung disease before receiving Cabazitaxel Injection may have a higher risk for developing lung or breathing problems with Cabazitaxel Injection treatment. Your healthcare provider will check you for this problem and treat you if needed.

Tell your healthcare provider right away if you develop any new or worsening symptoms, including trouble breathing, shortness of breath, chest pain, cough or fever.

What is Cabazitaxel Injection?

Cabazitaxel Injection is a prescription medicine used with the steroid medicine prednisone. Cabazitaxel Injection is used to treat men with castration-resistant prostate cancer (prostate cancer that is resistant to medical or surgical treatments that lower testosterone) that has spread to other parts of the body, and that has worsened (progressed) after treatment with other medicines that included docetaxel.

It is not known if Cabazitaxel Injection is safe and effective in females or children.

Who should not receive Cabazitaxel Injection?

Do not receive Cabazitaxel Injection if:

- your white blood cell (neutrophil count) is too low.
- you have had a severe allergic reaction to cabazitaxel or other medicines that contain polysorbate 80. Ask your healthcare provider if you are not sure.
- you have severe liver problems.

Before receiving Cabazitaxel Injection, tell your healthcare provider about all your medical conditions, including if you:

- are over the age of 65
- had allergic reactions in the past

- have kidney or liver problems
- have lung problems
- have a history of radiation to the pelvis
- have a history of stomach and intestine (gastrointestinal) problems, including scar tissues, inflammation, and bleeding
- are pregnant or plan to become pregnant. Cabazitaxel Injection can cause harm to your unborn baby and loss of pregnancy (miscarriage).
- are a male with a female partner who is able to become pregnant. Males should use effective birth control (contraception) during treatment with Cabazitaxel Injection and for 4 months after the last dose of Cabazitaxel Injection.

Tell your healthcare provider about all the medicines you take, including prescription and over-the-counter medicines, vitamins, and herbal supplements. Cabazitaxel Injection can interact with many other medicines. Do not take any new medicines without asking your healthcare provider first. Your healthcare provider will tell you if it is safe to take the new medicine with Cabazitaxel Injection.

How will I receive Cabazitaxel Injection?

- Cabazitaxel Injection will be given to you by an intravenous (IV) infusion into your vein.
- Your treatment will take about 1 hour.
- Cabazitaxel Injection is usually given every 3 weeks. Your healthcare provider will decide how often you will receive Cabazitaxel Injection.
- Your healthcare provider will also prescribe another medicine called prednisone for you to take by mouth every day during treatment with Cabazitaxel Injection.
- Your healthcare provider will tell you how and when to take your prednisone.
- It is important that you take prednisone exactly as prescribed by your healthcare provider. If you forget to take your prednisone, or do not take it on schedule, make sure to tell your healthcare provider or nurse.
- Before each infusion of Cabazitaxel Injection, you may receive other medicines to prevent or treat side effects.

What are the possible side effects of Cabazitaxel Injection?

Cabazitaxel injection may cause serious side effects including:

- See “What is the most important information I should know about Cabazitaxel Injection?”

The most common side effects of Cabazitaxel Injection include:

- **Low red blood cell count (anemia).** Low red blood cell count is common with Cabazitaxel Injection, but can sometimes also be serious. Your healthcare provider will regularly check your red blood cell count. Symptoms of anemia include shortness of breath and tiredness.
- **Low blood platelet count.** Low platelet count is common with Cabazitaxel Injection, but can sometimes also be serious. Your healthcare provider will regularly check your blood platelet count. Tell your healthcare provider if you have any unusual bruising or bleeding.
- diarrhea
- constipation
- nausea
- decreased appetite
- tiredness
- back pain
- weakness
- stomach (abdominal) pain
- vomiting

Cabazitaxel Injection may cause fertility problems in males. This may affect your ability to father a child. Talk to your healthcare provider if you have concerns about fertility.

Tell your healthcare provider if you have any side effect that bothers you or that does not go away.

These are not all of the possible side effects of Cabazitaxel Injection. For more information, ask your healthcare provider or pharmacist. Call your doctor for medical advice about side effects. You may report side effects to FDA at 1-800-FDA-1088.

General information about the safe and effective use of Cabazitaxel Injection.

Medicines are sometimes prescribed for purposes other than those listed in a Patient Information leaflet. You can ask your pharmacist or healthcare provider for information about Cabazitaxel Injection that is written for health professionals.

What are the ingredients in Cabazitaxel Injection?

Active ingredient: cabazitaxel

Inactive ingredients: citric acid anhydrous, ethanol, polysorbate 80, and polyethylene glycol 400

Manufactured In Romania By: **Sindan Pharma SRL**, Bucharest 1, Romania 011171

Manufactured for: **Teva Pharmaceuticals**, Parsippany, NJ 07054 USA

For more information contact Teva at 1-888-838-2872.

This Patient Information has been approved by the U.S. Food and Drug Administration.

Issued: 03/2024