

HIGHLIGHTS OF PRESCRIBING INFORMATION

These highlights do not include all the information needed to use MAYZENT safely and effectively. See full prescribing information for MAYZENT.

MAYZENT® (siponimod) tablets, for oral use
Initial U.S. Approval: 2019

RECENT MAJOR CHANGES

Warnings and Precautions (5.1, 5.2, 5.12) 8/2023

INDICATIONS AND USAGE

MAYZENT is a sphingosine 1-phosphate (S1P) receptor modulator indicated for the treatment of relapsing forms of multiple sclerosis (MS), to include clinically isolated syndrome, relapsing-remitting disease, and active secondary progressive disease, in adults. (1)

DOSAGE AND ADMINISTRATION

- Assessments are required prior to initiating MAYZENT. (2.1)
- Titration is required for treatment initiation. (2.2, 2.3)
- The recommended maintenance dosage is 2 mg. (2.2)
- The recommended maintenance dosage in patients with a CYP2C9*1/*3 or *2/*3 genotype is 1 mg. (2.3)
- Administer tablets whole; do not split, crush, or chew. (2.2, 2.3)
- First-dose monitoring is recommended for patients with sinus bradycardia, first- or second-degree [Mobitz type I] atrioventricular (AV) block, or a history of myocardial infarction or heart failure. (2.4)

DOSAGE FORMS AND STRENGTHS

Tablets: 0.25 mg, 1 mg, and 2 mg (3)

CONTRAINDICATIONS

- Patients with a CYP2C9*3/*3 genotype. (4)
- In the last 6 months, experienced myocardial infarction, unstable angina, stroke, TIA, decompensated heart failure requiring hospitalization, or Class III/IV heart failure. (4)
- Presence of Mobitz type II second-degree, third-degree AV block, or sick sinus syndrome, unless patient has a functioning pacemaker. (4)

WARNINGS AND PRECAUTIONS

- Infections:** MAYZENT may increase the risk. Obtain a complete blood count (CBC) before initiating treatment. Monitor for infection during treatment. Do not start in patients with active infection. (5.1)

- Progressive Multifocal Leukoencephalopathy (PML):** Withhold MAYZENT at the first sign or symptom of PML. (5.2)
- Macular Edema:** An ophthalmic evaluation is recommended before starting treatment and if there is any change in vision while taking MAYZENT. Diabetes mellitus and uveitis increase the risk. (5.3)
- Bradycardia and Atrioventricular Conduction Delays:** MAYZENT may result in a transient decrease in heart rate; titration is required for treatment initiation. Consider resting heart rate with concomitant beta-blocker use; obtain cardiologist consultation before concomitant use with other drugs that decrease heart rate. (5.4, 7.2, 7.3)
- Respiratory Effects:** May cause a decline in pulmonary function. Assess pulmonary function (e.g., spirometry) if clinically indicated. (5.5)
- Liver Injury:** Obtain liver enzyme results before initiation. Closely monitor patients with severe hepatic impairment. Discontinue if significant liver injury occurs. (5.6)
- Cutaneous Malignancies:** Skin examination at the start of treatment and periodically is recommended. (5.7)
- Increased Blood Pressure:** Monitor blood pressure (BP) during treatment. (5.8)
- Fetal Risk:** Women of childbearing potential should use effective contraception during and for 10 days after stopping MAYZENT. (5.9)

ADVERSE REACTIONS

Most common adverse reactions (incidence greater than 10%) are headache, hypertension, and transaminase increases. (6.1)

To report SUSPECTED ADVERSE REACTIONS, contact Novartis Pharmaceuticals Corporation at 1-888-669-6682 or FDA at 1-800-FDA-1088 or www.fda.gov/medwatch.

DRUG INTERACTIONS

- Vaccination:** Avoid live-attenuated vaccines during and for up to 4 weeks after treatment with MAYZENT. (7.4)
- CYP2C9 and CYP3A4 Inhibitors:** Increase in siponimod exposure; concomitant use of MAYZENT with moderate CYP2C9 and moderate or strong CYP3A4 inhibitors is not recommended. (7.5)
- CYP2C9 and CYP3A4 Inducers:** Decrease in siponimod exposure; concomitant use of MAYZENT with moderate CYP2C9 and strong CYP3A4 inducers is not recommended. (7.6)

See 17 for PATIENT COUNSELING INFORMATION and Medication Guide.

Revised: 8/2023

FULL PRESCRIBING INFORMATION: CONTENTS*

1	INDICATIONS AND USAGE	7.1	Anti-Neoplastic, Immune-Modulating, or Immunosuppressive Therapies
2	DOSAGE AND ADMINISTRATION	7.2	Anti-Arrhythmic Drugs, QT Prolonging Drugs, Drugs That May Decrease Heart Rate
2.1	Assessments Prior to First Dose of MAYZENT	7.3	Beta-Blockers
2.2	Recommended Dosage in Patients With CYP2C9 Genotypes *1/*1, *1/*2, or *2/*2	7.4	Vaccination
2.3	Recommended Dosage in Patients With CYP2C9 Genotypes *1/*3 or *2/*3	7.5	CYP2C9 and CYP3A4 Inhibitors
2.4	First Dose Monitoring in Patients With Certain Preexisting Cardiac Conditions	7.6	CYP2C9 and CYP3A4 Inducers
2.5	Reinitiation of MAYZENT After Treatment Interruption	8	USE IN SPECIFIC POPULATIONS
3	DOSAGE FORMS AND STRENGTHS	8.1	Pregnancy
4	CONTRAINDICATIONS	8.2	Lactation
5	WARNINGS AND PRECAUTIONS	8.3	Females and Males of Reproductive Potential
5.1	Infections	8.4	Pediatric Use
5.2	Progressive Multifocal Leukoencephalopathy (PML)	8.5	Geriatric Use
5.3	Macular Edema	8.6	CYP2C9 Genotype
5.4	Bradycardia and Atrioventricular Conduction Delays	10	OVERDOSAGE
5.5	Respiratory Effects	11	DESCRIPTION
5.6	Liver Injury	12	CLINICAL PHARMACOLOGY
5.7	Cutaneous Malignancies	12.1	Mechanism of Action
5.8	Increased Blood Pressure	12.2	Pharmacodynamics
5.9	Fetal Risk	12.3	Pharmacokinetics
5.10	Posterior Reversible Encephalopathy Syndrome	12.5	Pharmacogenomics
5.11	Unintended Additive Immunosuppressive Effects From Prior Treatment With Immunosuppressive or Immune-Modulating Therapies	13	NONCLINICAL TOXICOLOGY
5.12	Severe Increase in Disability After Stopping MAYZENT	13.1	Carcinogenesis, Mutagenesis, Impairment of Fertility
5.13	Immune System Effects After Stopping MAYZENT	14	CLINICAL STUDIES
6	ADVERSE REACTIONS	16	HOW SUPPLIED/STORAGE AND HANDLING
6.1	Clinical Trials Experience	16.1	How Supplied
6.2	Postmarketing Experience	16.2	Storage and Handling
7	DRUG INTERACTIONS	17	PATIENT COUNSELING INFORMATION

*Sections or subsections omitted from the full prescribing information are not listed.

FULL PRESCRIBING INFORMATION

1 INDICATIONS AND USAGE

MAYZENT is indicated for the treatment of relapsing forms of multiple sclerosis (MS), to include clinically isolated syndrome, relapsing-remitting disease, and active secondary progressive disease, in adults.

2 DOSAGE AND ADMINISTRATION

2.1 Assessments Prior to First Dose of MAYZENT

Before initiation of treatment with MAYZENT, assess the following:

CYP2C9 Genotype Determination

Test patients for CYP2C9 variants to determine CYP2C9 genotype [see *Dosage and Administration* (2.2, 2.3), *Contraindications* (4), and *Use in Specific Populations* (8.6)]. An FDA-cleared or -approved test for the detection of CYP2C9 variants to direct the use of siponimod is not currently available.

Complete Blood Count

Review results of a recent complete blood count (CBC) [see *Warnings and Precautions* (5.1)].

Ophthalmic Evaluation

Obtain an evaluation of the fundus, including the macula [see *Warnings and Precautions* (5.3)].

Cardiac Evaluation

Obtain an electrocardiogram (ECG) to determine whether preexisting conduction abnormalities are present. In patients with certain preexisting conditions, advice from a cardiologist and first-dose monitoring is recommended [see *Dosage and Administration* (2.4) and *Warnings and Precautions* (5.4)].

Determine whether patients are taking drugs that could slow heart rate or atrioventricular (AV) conduction [see *Drug Interactions* (7.2, 7.3)].

Current or Prior Medications

If patients are taking anti-neoplastic, immunosuppressive, or immune-modulating therapies, or if there is a history of prior use of these drugs, consider possible unintended additive immunosuppressive effects before initiating treatment with MAYZENT [see *Warnings and Precautions* (5.1) and *Drug Interactions* (7.1)].

Vaccinations

Test patients for antibodies to varicella zoster virus (VZV) before initiating MAYZENT; VZV vaccination of antibody-negative patients is recommended prior to commencing treatment with MAYZENT [see *Warnings and Precautions* (5.1)].

Liver Function Tests

Obtain recent (i.e., within last 6 months) transaminase and bilirubin levels [see *Warnings and Precautions* (5.6)].

Skin Examination

Obtain a baseline skin examination prior to or shortly after initiation of MAYZENT. If a suspicious skin lesion is observed, it should be promptly evaluated [see *Warnings and Precautions* (5.7)].

2.2 Recommended Dosage in Patients With CYP2C9 Genotypes *1/*1, *1/*2, or *2/*2

Maintenance Dosage

After treatment titration (see *Treatment Initiation*), the recommended maintenance dosage of MAYZENT is 2 mg taken orally once daily starting on Day 6. Dosage adjustment is required in patients with a CYP2C9*1/*3 or *2/*3 genotype [see *Dosage and Administration* (2.3)].

Administer tablets whole; do not split, crush, or chew MAYZENT tablets.

Treatment Initiation

Initiate MAYZENT with a 5-day titration, as shown in Table 1 [see *Warnings and Precautions (5.4)*]. A 12-tablet starter pack should be used for patients who will be titrated to the 2-mg maintenance dosage [see *How Supplied/Storage and Handling (16.1, 16.2)*].

Table 1 Dose Titration Regimen to Reach MAYZENT 2 mg Maintenance Dosage

Titration	Titration dose	Titration regimen
Day 1	0.25 mg	1 x 0.25 mg
Day 2	0.25 mg	1 x 0.25 mg
Day 3	0.50 mg	2 x 0.25 mg
Day 4	0.75 mg	3 x 0.25 mg
Day 5	1.25 mg	5 x 0.25 mg

If one titration dose is missed for more than 24 hours, treatment needs to be reinitiated with Day 1 of the titration regimen.

2.3 Recommended Dosage in Patients With CYP2C9 Genotypes *1/*3 or *2/*3

Maintenance Dosage

In patients with a CYP2C9*1/*3 or *2/*3 genotype, after treatment titration (see *Treatment Initiation*), the recommended maintenance dosage of MAYZENT is 1 mg taken orally once daily starting on Day 5.

Administer tablets whole; do not split, crush, or chew MAYZENT tablets.

Treatment Initiation

Initiate MAYZENT with a 4-day titration, as shown in Table 2 [see *Warnings and Precautions (5.4) and Use in Specific Populations (8.6)*]. A 7-tablet starter pack should be used for patients who will be titrated to the 1-mg maintenance dosage [see *How Supplied/Storage and Handling (16.1, 16.2)*].

Table 2 Dose Titration Regimen to Reach MAYZENT 1 mg Maintenance Dosage

Titration	Titration dose	Titration regimen
Day 1	0.25 mg	1 x 0.25 mg
Day 2	0.25 mg	1 x 0.25 mg
Day 3	0.50 mg	2 x 0.25 mg
Day 4	0.75 mg	3 x 0.25 mg

If one titration dose is missed for more than 24 hours, treatment needs to be reinitiated with Day 1 of the titration regimen.

2.4 First Dose Monitoring in Patients With Certain Preexisting Cardiac Conditions

Because initiation of MAYZENT treatment results in a decrease in heart rate (HR), first-dose 6-hour monitoring is recommended for patients with sinus bradycardia [HR less than 55 beats per minute (bpm)], first- or second-degree [Mobitz type I] AV block, or a history of myocardial infarction or heart failure [see *Contraindications (4), Warnings and Precautions (5.4), and Clinical Pharmacology (12.2)*].

First Dose 6-Hour Monitoring

Administer the first dose of MAYZENT in a setting where resources to appropriately manage symptomatic bradycardia are available. Monitor patients for 6 hours after the first dose for signs and symptoms of bradycardia with hourly pulse and blood pressure measurement. Obtain an ECG in these patients at the end of the Day 1 observation period.

Additional Monitoring After 6-Hour Monitoring

If any of the following abnormalities are present after 6 hours (even in the absence of symptoms), continue monitoring until the abnormality resolves:

- The heart rate 6 hours postdose is less than 45 bpm
- The heart rate 6 hours postdose is at the lowest value postdose, suggesting that the maximum pharmacodynamic effect on the heart may not have occurred
- The ECG 6 hours postdose shows new onset second-degree or higher AV block

If post-dose symptomatic bradycardia, bradyarrhythmia, or conduction-related symptoms occur, or if ECG 6 hours post-dose shows new onset second-degree or higher AV block or QTc greater than or equal to 500 msec, initiate appropriate management, begin continuous ECG monitoring, and continue monitoring until the symptoms have resolved if no pharmacological treatment is required. If pharmacological treatment is required, continue monitoring overnight and repeat 6-hour monitoring after the second dose.


Advice from a cardiologist should be sought to determine the most appropriate monitoring strategy (which may include overnight monitoring) during treatment initiation, if treatment with MAYZENT is considered in patients:


- With some preexisting heart and cerebrovascular conditions [see *Warnings and Precautions* (5.4)]
- With a prolonged QTc interval before dosing or during the 6-hour observation, or at additional risk for QT prolongation, or on concurrent therapy with QT prolonging drugs with a known risk of torsades de pointes [see *Warnings and Precautions* (5.4) and *Drug Interactions* (7.2)]
- Receiving concurrent therapy with drugs that slow heart rate or AV conduction [see *Drug Interactions* (7.2, 7.3)]


2.5 Reinitiation of MAYZENT After Treatment Interruption

After the initial titration is complete, if MAYZENT treatment is interrupted for 4 or more consecutive daily doses, reinitiate treatment with Day 1 of the titration regimen [see *Dosage and Administration* (2.2, 2.3)]; also complete first-dose monitoring in patients for whom it is recommended [see *Dosage and Administration* (2.4)].

3 DOSAGE FORMS AND STRENGTHS

0.25 mg tablet: Pale red, unscored, round biconvex film-coated tablet with beveled edges, debossed with  on one side and 'T' on other side.

1 mg tablet: Violet white, unscored, round biconvex film-coated tablet with beveled edges, debossed with  on one side and 'L' on other side.

2 mg tablet: Pale yellow, unscored, round biconvex film-coated tablet with beveled edges, debossed with  on one side and 'II' on other side.

4 CONTRAINDICATIONS

MAYZENT is contraindicated in patients who have:

- A CYP2C9*3/*3 genotype [see *Use in Specific Populations* (8.6) and *Clinical Pharmacology* (12.5)]
- In the last 6 months experienced myocardial infarction, unstable angina, stroke, TIA, decompensated heart failure requiring hospitalization, or Class III or IV heart failure
- Presence of Mobitz type II second-degree, third-degree AV block, or sick sinus syndrome, unless patient has a functioning pacemaker [see *Warnings and Precautions* (5.4)]

5 WARNINGS AND PRECAUTIONS

5.1 Infections

Risk of Infections

MAYZENT causes a dose-dependent reduction in peripheral lymphocyte count to 20% to 30% of baseline values because of reversible sequestration of lymphocytes in lymphoid tissues. MAYZENT may therefore increase the risk of infections, some serious in nature [see *Clinical Pharmacology* (12.2)]. Life-threatening and rare fatal infections have occurred in association with MAYZENT.

In Study 1 [see *Clinical Studies* (14)], the overall rate of infections was comparable between the MAYZENT-treated patients and those on placebo (49.0% vs. 49.1% respectively). However, herpes zoster, herpes infection, bronchitis, sinusitis, upper respiratory infection, and fungal skin infection were more common in MAYZENT-treated patients. In Study 1, serious infections occurred at a rate of 2.9% in MAYZENT-treated patients compared to 2.5% of patients receiving placebo.

Before initiating treatment with MAYZENT, results from a recent CBC (i.e., within 6 months or after discontinuation of prior therapy) should be reviewed.

Initiation of treatment with MAYZENT should be delayed in patients with severe active infection until resolution. Because residual pharmacodynamic effects, such as lowering effects on peripheral lymphocyte count, may persist for up to 3 to 4 weeks after discontinuation of MAYZENT, vigilance for infection should be continued throughout this period [see *Warnings and Precautions (5.13)*].

Effective diagnostic and therapeutic strategies should be employed in patients with symptoms of infection while on therapy. Suspension of treatment with MAYZENT should be considered if a patient develops a serious infection.

Cryptococcal Infections

Cases of fatal cryptococcal meningitis (CM) and disseminated cryptococcal infections have been reported with another sphingosine 1-phosphate (S1P) receptor modulator. Rare cases of CM have also occurred with MAYZENT. Physicians should be vigilant for clinical symptoms or signs of CM. Patients with symptoms or signs consistent with a cryptococcal infection should undergo prompt diagnostic evaluation and treatment. MAYZENT treatment should be suspended until a cryptococcal infection has been excluded. If CM is diagnosed, appropriate treatment should be initiated.

Herpes Viral Infections

Cases of herpes viral infection, including cases of meningitis or meningoencephalitis caused by VZV reactivation, have been reported with MAYZENT. In Study 1, the rate of herpetic infections was 4.6% in MAYZENT-treated patients compared to 3.0% of patients receiving placebo. In Study 1, an increase in the rate of herpes zoster infections was reported in 2.5% of MAYZENT-treated patients compared to 0.7% of patients receiving placebo. Patients without a healthcare professional-confirmed history of varicella (chickenpox) or without documentation of a full course of vaccination against VZV should be tested for antibodies to VZV before initiating MAYZENT (see *Vaccinations below*).

Prior and Concomitant Treatment with Anti-neoplastic, Immune-Modulating, or Immunosuppressive Therapies

Anti-neoplastic, immune-modulating, or immunosuppressive therapies (including corticosteroids) should be coadministered with caution because of the risk of additive immune system effects during such therapy [see *Drug Interactions (7.1)*].

Vaccinations

Patients without a healthcare professional-confirmed history of chickenpox or without documentation of a full course of vaccination against VZV should be tested for antibodies to VZV before initiating MAYZENT treatment. A full course of vaccination for antibody-negative patients with varicella vaccine is recommended prior to commencing treatment with MAYZENT, following which initiation of treatment with MAYZENT should be postponed for 4 weeks to allow the full effect of vaccination to occur.

Vaccinations may be less effective if administered during MAYZENT treatment.

The use of live-attenuated vaccines should be avoided while patients are taking MAYZENT and for 4 weeks after stopping treatment [see *Drug Interactions (7.4)*].

5.2 Progressive Multifocal Leukoencephalopathy

Cases of progressive multifocal leukoencephalopathy (PML) have occurred in patients with MS treated with S1P receptor modulators, including MAYZENT. PML is an opportunistic viral infection of the brain caused by the JC virus (JCV) that typically only occurs in patients who are immunocompromised, and that usually leads to death or severe disability. PML has occurred in MAYZENT-treated patients who had not been treated previously with natalizumab (which has a known association with PML), were not taking any other immunosuppressive or immunomodulatory medications concomitantly, and did not have any ongoing systemic medical conditions resulting in compromised immune system function. The majority of cases of PML associated with S1P receptor modulators, including MAYZENT, have occurred in patients treated for at least 2 years. The relationship between the risk of PML and the duration of treatment is unknown.

At the first sign or symptom suggestive of PML, withhold MAYZENT and perform an appropriate diagnostic evaluation. Typical symptoms associated with PML are diverse, progress over days to weeks and include progressive weakness on one side of the body or clumsiness of limbs, disturbance of vision, and changes in thinking, memory, and orientation leading to confusion and personality changes. MRI findings may be apparent before clinical signs or symptoms. Cases of PML, diagnosed based on MRI findings and the detection of JCV DNA in the cerebrospinal fluid in the absence of clinical signs or symptoms specific to PML, have been reported in patients treated with MS medications associated with PML, including S1P receptor modulators. Many of these patients subsequently became symptomatic with PML.

Therefore, monitoring with MRI for signs that may be consistent with PML may be useful, and any suspicious findings should lead to further investigation to allow for an early diagnosis of PML, if present. Lower PML-related mortality and morbidity have been reported following discontinuation of another MS medication associated with PML in patients with PML who were initially asymptomatic compared to patients with PML who had characteristic clinical signs and symptoms at diagnosis. It is not known whether these differences are due to early detection and discontinuation of MS treatment or due to differences in disease in these patients.

If PML is confirmed, treatment with MAYZENT should be discontinued. Immune reconstitution inflammatory syndrome (IRIS) has been reported in patients treated with S1P receptor modulators, including MAYZENT, who developed PML and subsequently discontinued treatment. IRIS presents as a clinical decline in the patient's condition that may be rapid, can lead to serious neurological complications or death, and is often associated with characteristic changes on MRI. The time to onset of IRIS in patients with PML was generally within a few months after S1P receptor modulator discontinuation. Monitoring for development of IRIS and appropriate treatment of the associated inflammation should be undertaken.

5.3 Macular Edema

Macular edema was reported in 1.8% of MAYZENT-treated patients compared to 0.2% of patients receiving placebo. The majority of cases occurred within the first four months of therapy.

An ophthalmic evaluation of the fundus, including the macula, is recommended in all patients before starting treatment and at any time if there is any change in vision while taking MAYZENT.

Continuation of MAYZENT therapy in patients with macular edema has not been evaluated. A decision on whether or not MAYZENT should be discontinued needs to take into account the potential benefits and risks for the individual patient.

Macular Edema in Patients with a History of Uveitis or Diabetes Mellitus

Patients with a history of uveitis and patients with diabetes mellitus are at increased risk of macular edema during MAYZENT therapy. The incidence of macular edema is also increased in MS patients with a history of uveitis. In the clinical trial experience in adult patients with all doses of MAYZENT, the rate of macular edema was approximately 10% in MS patients with a history of uveitis or diabetes mellitus versus 2% in those without a history of these diseases. In addition to the examination of the fundus, including the macula, prior to treatment, MS patients with diabetes mellitus or a history of uveitis should have regular follow-up examinations.

5.4 Bradyarrhythmia and Atrioventricular Conduction Delays

Since initiation of MAYZENT treatment results in a transient decrease in heart rate and atrioventricular conduction delays, an up-titration scheme should be used to reach the maintenance dosage of MAYZENT [see *Dosage and Administration (2.2, 2.3) and Clinical Pharmacology (12.2)*].

MAYZENT was not studied in patients who had:

- In the last 6 months experienced myocardial infarction, unstable angina, stroke, transient ischemic attack (TIA), or decompensated heart failure requiring hospitalization
- New York Heart Association Class II-IV heart failure
- Cardiac conduction or rhythm disorders, including complete left bundle branch block, sinus arrest or sino-atrial block, symptomatic bradycardia, sick sinus syndrome, Mobitz type II second degree AV-block or higher grade AV-block (either history or observed at screening), unless patient has a functioning pacemaker
- Significant QT prolongation (QTc greater than 500 msec)
- Arrhythmias requiring treatment with Class Ia or Class III anti-arrhythmic drugs [see *Drug Interactions (7.2)*]

Reduction in Heart Rate

After the first titration dose of MAYZENT, the heart rate decrease starts within an hour, and the Day 1 decline is maximal at approximately 3-4 hours. With continued up-titration, further heart rate decreases are seen on subsequent days, with maximal decrease from Day 1-baseline reached on Day 5-6. The highest daily post-dose decrease in absolute hourly mean heart rate is observed on Day 1, with the pulse declining on average 5-6 bpm. Post-dose declines on the following days are less pronounced. With continued dosing, heart rate starts increasing after Day 6 and reaches placebo levels within 10 days after treatment initiation.

In Study 1, bradycardia occurred in 4.4% of MAYZENT-treated patients compared to 2.9% of patients receiving placebo. Patients who experienced bradycardia were generally asymptomatic. Few patients experienced symptoms, including dizziness or fatigue, and these symptoms resolved within 24 hours without intervention [see *Adverse Reactions (6.1)*]. Heart rates below 40 bpm were rarely observed.

Atrioventricular Conduction Delays

Initiation of MAYZENT treatment has been associated with transient atrioventricular conduction delays that follow a similar temporal pattern as the observed decrease in heart rate during dose titration. The AV conduction delays manifested in most of the cases as first-degree AV block (prolonged PR interval on ECG), which occurred in 5.1% of MAYZENT-treated patients and in 1.9% of patients receiving placebo in Study 1. Second-degree AV blocks, usually Mobitz type I (Wenckebach), have been observed at the time of treatment initiation with MAYZENT in less than 1.7% of patients in clinical trials. The conduction abnormalities typically were transient, asymptomatic, resolved within 24 hours, rarely required treatment with atropine, and did not require discontinuation of MAYZENT treatment.

If treatment with MAYZENT is considered, advice from a cardiologist should be sought:

- In patients with significant QT prolongation (QTc greater than 500 msec)
- In patients with arrhythmias requiring treatment with Class Ia or Class III anti-arrhythmic drugs [see *Drug Interactions (7.2)*]
- In patients with ischemic heart disease, heart failure, history of cardiac arrest or myocardial infarction, cerebrovascular disease, and uncontrolled hypertension
- In patients with a history of second-degree Mobitz type II or higher AV block, sick-sinus syndrome, or sino-atrial heart block [see *Contraindications (4)*]

Treatment-Initiation Recommendations

- Obtain an ECG in all patients to determine whether preexisting conduction abnormalities are present.
- In all patients, a dose titration is recommended for initiation of MAYZENT treatment to help reduce cardiac effects [see *Dosage and Administration (2.2, 2.3)*].
- In patients with sinus bradycardia (HR less than 55 bpm), first- or second-degree [Mobitz type I] AV block, or a history of myocardial infarction or heart failure, if not contraindicated, ECG testing and first-dose monitoring is recommended [see *Dosage and Administration (2.1, 2.4)* and *Contraindications (4)*].
- Since significant bradycardia may be poorly tolerated in patients with history of cardiac arrest, cerebrovascular disease, uncontrolled hypertension, or severe untreated sleep apnea, MAYZENT is not recommended in these patients. If treatment is considered, advice from a cardiologist should be sought prior to initiation of treatment in order to determine the most appropriate monitoring strategy.
- Use of MAYZENT in patients with a history of recurrent syncope or symptomatic bradycardia should be based on an overall benefit-risk assessment. If treatment is considered, advice from a cardiologist should be sought prior to initiation of treatment in order to determine the most appropriate monitoring.
- Experience with MAYZENT is limited in patients receiving concurrent therapy with drugs that decrease heart rate (e.g., beta-blockers, calcium channel blockers - diltiazem and verapamil, and other drugs that may decrease heart rate, such as ivabradine and digoxin). Concomitant use of these drugs during MAYZENT initiation may be associated with severe bradycardia and heart block.
 - For patients receiving a stable dose of a beta-blocker, the resting heart rate should be considered before introducing MAYZENT treatment. If the resting heart rate is greater than 50 bpm under chronic beta-blocker treatment, MAYZENT can be introduced. If resting heart rate is less than or equal to 50 bpm, beta-blocker treatment should be interrupted until the baseline heart rate is greater than 50 bpm. Treatment with MAYZENT can then be initiated and treatment with a beta-blocker can be reinitiated after MAYZENT has been up-titrated to the target maintenance dosage [see *Drug Interactions (7.3)*].
 - For patients taking other drugs that decrease heart rate, treatment with MAYZENT should generally not be initiated without consultation from a cardiologist because of the potential additive effect on heart rate [see *Dosage and Administration (2.4)* and *Drug Interactions (7.2)*].

Missed Dose During Treatment Initiation and Reinitiation of Therapy Following Interruption

If a titration dose is missed, or if 4 or more consecutive daily doses are missed during maintenance treatment, reinitiate Day 1 of the dose titration and follow titration monitoring recommendations [see *Dosage and Administration (2.2, 2.3)*].

5.5 Respiratory Effects

Dose-dependent reductions in absolute forced expiratory volume over 1 second (FEV₁) were observed in MAYZENT-treated patients as early as 3 months after treatment initiation. In a placebo-controlled trial in adult patients, the decline in absolute FEV₁ from baseline compared to placebo was 88 mL [95% confidence interval (CI): 139, 37] at 2 years. The mean difference between MAYZENT-treated patients and patients receiving placebo in percent predicted FEV₁ at 2 years was 2.8% (95% CI: -4.5, -1.0). There is insufficient information to determine the reversibility of the decrease in FEV₁ after drug discontinuation. In Study 1, five patients discontinued MAYZENT because of decreases in pulmonary function testing. MAYZENT has been tested in MS patients with mild to moderate asthma and chronic obstructive pulmonary disease. The changes in FEV₁ were similar in this subgroup compared with the overall population. Spirometric evaluation of respiratory function should be performed during therapy with MAYZENT if clinically indicated.

5.6 Liver Injury

Elevations of transaminases may occur in MAYZENT-treated patients. Recent (i.e., within last 6 months) transaminase and bilirubin levels should be reviewed before initiation of MAYZENT therapy.

In Study 1, elevations in transaminases and bilirubin were observed in 10.1% of MAYZENT-treated patients compared to 3.7% of patients receiving placebo, mainly because of transaminase [alanine aminotransferase/aspartate aminotransferase/gamma-glutamyltransferase (ALT/AST/GGT)] elevations.

In Study 1, ALT or AST increased to three and five times the upper limit of normal (ULN) in 5.6% and 1.4% of MAYZENT-treated patients, respectively, compared to 1.5% and 0.5% of patients receiving placebo, respectively. ALT or AST increased eight and ten times ULN in MAYZENT-treated patients (0.5% and 0.2%, respectively) compared to no patients receiving placebo. The majority of elevations occurred within 6 months of starting treatment. ALT levels returned to normal within approximately 1 month after discontinuation of MAYZENT. In clinical trials, MAYZENT was discontinued if the elevation exceeded a 3-fold increase and the patient showed symptoms related to hepatic dysfunction.

Patients who develop symptoms suggestive of hepatic dysfunction, such as unexplained nausea, vomiting, abdominal pain, fatigue, anorexia, rash with eosinophilia, or jaundice and/or dark urine during treatment, should have liver enzymes checked. MAYZENT should be discontinued if significant liver injury is confirmed.

Although there are no data to establish that patients with preexisting liver disease are at increased risk to develop elevated liver function test values when taking MAYZENT, caution should be exercised when using MAYZENT in patients with a history of significant liver disease.

5.7 Cutaneous Malignancies

The risk of cutaneous malignancies (including basal cell carcinoma (BCC), squamous cell carcinoma (SCC), and melanoma) is increased in patients treated with S1P modulators. Use of MAYZENT has been associated with an increased risk of BCC and SCC. In Study 1, the incidence of BCC and SCC was 1.1% and 0.2%, respectively, in MAYZENT-treated patients. Cases of other cutaneous malignancies, including melanoma, have also been reported in patients treated with MAYZENT and in patients treated with another S1P modulator [*see Adverse Reactions (6.1)*].

Skin examinations are recommended at the start of treatment and periodically thereafter for all patients, particularly those with risk factors for skin cancer. Providers and patients are advised to monitor for suspicious skin lesions. If a suspicious skin lesion is observed, it should be promptly evaluated. As usual for patients with increased risk for skin cancer, exposure to sunlight and ultraviolet (UV) light should be limited by wearing protective clothing and using a sunscreen with a high protection factor. Concomitant phototherapy with UV-B radiation or PUVA-photochemotherapy is not recommended in patients taking MAYZENT.

5.8 Increased Blood Pressure

In Study 1, MAYZENT-treated patients had an average increase over placebo of approximately 3 mmHg in systolic pressure and 1.2 mmHg in diastolic pressure, which was first detected after approximately 1 month of treatment initiation and persisted with continued treatment. Hypertension was reported as an adverse reaction in 12.5% of MAYZENT-treated patients and in 9.2% of patients receiving placebo. Blood pressure should be monitored during treatment with MAYZENT and managed appropriately.

5.9 Fetal Risk

Based on animal studies, MAYZENT may cause fetal harm [*see Use in Specific Populations (8.1)*]. Because it takes approximately 10 days to eliminate MAYZENT from the body, women of childbearing potential should use effective contraception to avoid pregnancy during and for 10 days after stopping MAYZENT treatment.

5.10 Posterior Reversible Encephalopathy Syndrome

Rare cases of posterior reversible encephalopathy syndrome (PRES) have been reported in patients receiving an S1P receptor modulator. Such events have not been reported for MAYZENT-treated patients in the development program. However, should a MAYZENT-treated patient develop any unexpected neurological or psychiatric symptoms/signs (e.g., cognitive deficits, behavioral changes, cortical visual disturbances, or any other neurological cortical symptoms/signs), any symptom/sign suggestive of an increase of intracranial pressure, or accelerated neurological deterioration, the physician should promptly schedule a complete physical and neurological examination and should consider an MRI. Symptoms of PRES are usually reversible but may evolve into ischemic stroke or cerebral hemorrhage. Delay in diagnosis and treatment may lead to permanent neurological sequelae. If PRES is suspected, MAYZENT should be discontinued.

5.11 Unintended Additive Immunosuppressive Effects From Prior Treatment With Immunosuppressive or Immune-Modulating Therapies

When switching from drugs with prolonged immune effects, the half-life and mode of action of these drugs must be considered to avoid unintended additive immunosuppressive effects while at the same time minimizing risk of disease reactivation, when initiating MAYZENT.

Initiating treatment with MAYZENT after treatment with alemtuzumab is not recommended [see *Drug Interactions (7.1)*].

5.12 Severe Increase in Disability After Stopping MAYZENT

Severe exacerbation of disease, including disease rebound, has been rarely reported after discontinuation of an S1P receptor modulator. The possibility of severe exacerbation of disease should be considered after stopping MAYZENT treatment. Patients should be observed for a severe increase in disability upon MAYZENT discontinuation and appropriate treatment should be instituted, as required.

After stopping MAYZENT in the setting of PML, monitor for development of immune reconstitution inflammatory syndrome (PML-IRIS) [see *Warnings and Precautions (5.1)*].

5.13 Immune System Effects After Stopping MAYZENT

After stopping MAYZENT therapy, siponimod remains in the blood for up to 10 days. Starting other therapies during this interval will result in concomitant exposure to siponimod.

Lymphocyte counts returned to the normal range in 90% of patients within 10 days of stopping therapy [see *Clinical Pharmacology (12.2)*]. However, residual pharmacodynamics effects, such as lowering effects on peripheral lymphocyte count, may persist for up to 3 to 4 weeks after the last dose. Use of immunosuppressants within this period may lead to an additive effect on the immune system, and therefore caution should be applied 3 to 4 weeks after the last dose of MAYZENT [see *Drug Interactions (7.1)*].

6 ADVERSE REACTIONS

The following serious adverse reactions are described elsewhere in the labeling:

- Infections [see *Warnings and Precautions (5.1)*]
- Progressive Multifocal Leukoencephalopathy [see *Warnings and Precautions (5.2)*]
- Macular Edema [see *Warnings and Precautions (5.3)*]
- Bradyarrhythmia and Atrioventricular Conduction Delays [see *Warnings and Precautions (5.4)*]
- Respiratory Effects [see *Warnings and Precautions (5.5)*]
- Liver Injury [see *Warnings and Precautions (5.6)*]
- Cutaneous Malignancies [see *Warnings and Precautions (5.7)*]
- Increased Blood Pressure [see *Warnings and Precautions (5.8)*]
- Fetal Risk [see *Warnings and Precautions (5.9)*]
- Posterior Reversible Encephalopathy Syndrome [see *Warnings and Precautions (5.10)*]
- Unintended Additive Immunosuppressive Effects From Prior Treatment With Immunosuppressive or Immune-Modulating Therapies [see *Warnings and Precautions (5.11)*]
- Severe Increase in Disability After Stopping MAYZENT [see *Warnings and Precautions (5.12)*]

- Immune System Effects After Stopping MAYZENT [see *Warnings and Precautions (5.13)*]

6.1 Clinical Trials Experience

Because clinical trials are conducted under widely varying conditions, adverse reaction rates observed in the clinical trials of a drug cannot be directly compared to rates in the clinical trials of another drug and may not reflect the rates observed in practice.

A total of 1737 MS patients have received MAYZENT at doses of at least 2 mg daily. These patients were included in Study 1 [see *Clinical Studies (14)*] and in a Phase 2 placebo-controlled study in patients with MS. In Study 1, 67% of MAYZENT-treated patients completed the double-blind part of the study, compared to 59.0% of patients receiving placebo. Adverse events led to discontinuation of treatment in 8.5% of MAYZENT-treated patients, compared to 5.1% of patients receiving placebo. The most common adverse reactions (incidence at least 10%) in MAYZENT-treated patients in Study 1 were headache, hypertension, and transaminase increases.

Table 3 lists adverse reactions that occurred in at least 5% of MAYZENT-treated patients and at a rate at least 1% higher than in patients receiving placebo.

Table 3 Adverse Reactions Reported in Study 1 (Occurring in at Least 5% of MAYZENT-Treated Patients and at a Rate at Least 1% Higher Than in Patients Receiving Placebo)

Adverse reaction	MAYZENT 2 mg (N = 1099) %	Placebo (N = 546) %
Headache ^a	15	14
Hypertension ^b	13	9
Transaminase increased ^c	11	3
Falls	11	10
Edema peripheral ^d	8	4
Nausea	7	4
Dizziness	7	5
Diarrhea	6	4
Bradycardia ^e	6	3
Pain in extremity ^f	6	4

Terms were combined as follows:

^aheadache, tension headache, sinus headache, cervicogenic headache, drug withdrawal headache, and procedural headache.

^bhypertension, blood pressure increased, blood pressure systolic increased, essential hypertension, blood pressure diastolic increased.

^calanine aminotransferase increased, gamma-glutamyltransferase increased, hepatic enzyme increased, aspartate aminotransferase increased, blood alkaline phosphatase increased, liver function test increased, hepatic function abnormal, liver function test abnormal, transaminases increased.

^dedema peripheral, joint swelling, fluid retention, swelling face.

^ebradycardia, sinus bradycardia, heart rate decreased.

^fpain in extremity and limb discomfort.

The following adverse reactions have occurred in less than 5% of MAYZENT-treated patients but at a rate at least 1% higher than in patients receiving placebo: herpes zoster, lymphopenia, seizure, tremor, macular edema, AV block (1st and 2nd degree), asthenia, and pulmonary function test decreased [see *Warnings and Precautions (5.1, 5.3, 5.4, 5.5)*].

Seizures

In Study 1, cases of seizures were reported in 1.7% of MAYZENT-treated patients, compared to 0.4% in patients receiving placebo. It is not known whether these events were related to the effects of MS, to MAYZENT, or to a combination of both.

Respiratory Effects

Dose-dependent reductions in forced expiratory volume over 1 second (FEV₁) were observed in patients treated with MAYZENT [see *Warnings and Precautions (5.5)*].

Vascular Events

Vascular events, including ischemic strokes, pulmonary embolisms, and myocardial infarctions, were reported in 3.0% of MAYZENT-treated patients compared to 2.6% of patients receiving placebo. Some of these events were fatal. Physicians and patients should remain alert for the development of vascular events throughout treatment, even in the absence of

previous vascular symptoms. Patients should be informed about the symptoms of cardiac or cerebral ischemia caused by vascular events and the steps to take if they occur.

Malignancies

Malignancies, such as basal cell carcinoma, squamous cell carcinoma, malignant melanoma, and seminoma were reported in MAYZENT-treated patients in Study 1 (in the core or extension parts). An increased risk of cutaneous malignancies has been reported in association with SIP modulators. The risk of basal cell carcinoma and squamous cell carcinoma is increased in MAYZENT-treated patients [*see Warnings and Precautions (5.7)*].

6.2 Postmarketing Experience

The following adverse reactions have been identified during postapproval use of MAYZENT. Because these reactions are reported voluntarily from a population of uncertain size, it is not always possible to reliably estimate their frequency or establish a causal relationship to drug exposure.

Infections and Infestations: Progressive multifocal leukoencephalopathy [*see Warnings and Precautions (5.2)*].

7 DRUG INTERACTIONS

7.1 Anti-Neoplastic, Immune-Modulating, or Immunosuppressive Therapies

MAYZENT has not been studied in combination with anti-neoplastic, immune-modulating, or immunosuppressive therapies. Caution should be used during concomitant administration because of the risk of additive immune effects during such therapy and in the weeks following administration [*see Warnings and Precautions (5.1)*].

When switching from drugs with prolonged immune effects, the half-life and mode of action of these drugs must be considered in order to avoid unintended additive immunosuppressive effects [*see Warnings and Precautions (5.11)*].

Because of the characteristics and duration of alemtuzumab immune suppressive effects, initiating treatment with MAYZENT after alemtuzumab is not recommended.

MAYZENT can generally be started immediately after discontinuation of beta interferon or glatiramer acetate.

7.2 Anti-Arrhythmic Drugs, QT Prolonging Drugs, Drugs That May Decrease Heart Rate

MAYZENT has not been studied in patients taking QT prolonging drugs.

Class Ia (e.g., quinidine, procainamide) and Class III (e.g., amiodarone, sotalol) antiarrhythmic drugs have been associated with cases of Torsades de Pointes in patients with bradycardia. If treatment with MAYZENT is considered, advice from a cardiologist should be sought.

Because of the potential additive effects on heart rate, treatment with MAYZENT should generally not be initiated in patients who are concurrently treated with QT prolonging drugs with known arrhythmogenic properties, heart rate lowering calcium channel blockers (e.g., verapamil, diltiazem), or other drugs that may decrease heart rate (e.g., ivabradine, digoxin) [*see Warnings and Precautions (5.4) and Drug Interactions (7.3)*]. If treatment with MAYZENT is considered, advice from a cardiologist should be sought regarding the switch to non-heart-rate lowering drugs or appropriate monitoring for treatment initiation.

7.3 Beta-Blockers

Caution should be applied when MAYZENT is initiated in patients receiving treatment with a beta-blocker because of the additive effects on lowering heart rate; temporary interruption of the beta-blocker treatment may be needed prior to initiation of MAYZENT [*see Warnings and Precautions (5.4)*]. Beta-blocker treatment can be initiated in patients receiving stable doses of MAYZENT [*see Clinical Pharmacology (12.2)*].

7.4 Vaccination

During and for up to one month after discontinuation of treatment with MAYZENT, vaccinations may be less effective [*see Warnings and Precautions (5.1)*].

The use of live-attenuated vaccines may carry the risk of infection and should therefore be avoided during MAYZENT treatment and for up to 4 weeks after discontinuation of treatment with MAYZENT [*see Warnings and Precautions (5.1)*].

7.5 CYP2C9 and CYP3A4 Inhibitors

Because of a significant increase in exposure to siponimod, concomitant use of MAYZENT and drugs that cause moderate CYP2C9 and moderate or strong CYP3A4 inhibition is not recommended. This concomitant drug regimen can consist of a moderate CYP2C9/CYP3A4 dual inhibitor (e.g., fluconazole) or a moderate CYP2C9 inhibitor in combination with a separate - moderate or strong CYP3A4 inhibitor.

Caution should be exercised for concomitant use of MAYZENT with moderate CYP2C9 inhibitors.

7.6 CYP2C9 and CYP3A4 Inducers

Because of a significant decrease in siponimod exposure, concomitant use of MAYZENT and drugs that cause moderate CYP2C9 and strong CYP3A4 induction is not recommended for all patients. This concomitant drug regimen can consist of moderate CYP2C9/strong CYP3A4 dual inducer (e.g., rifampin or carbamazepine) or a moderate CYP2C9 inducer in combination with a separate strong CYP3A4 inducer.

Caution should be exercised for concomitant use of MAYZENT with moderate CYP2C9 inducers.

Concomitant use of MAYZENT and moderate (e.g., modafinil, efavirenz) or strong CYP3A4 inducers is not recommended for patients with CYP2C9*1/*3 or *2/*3 genotype [see *Clinical Pharmacology* (12.3)].

8 USE IN SPECIFIC POPULATIONS

8.1 Pregnancy

Pregnancy Exposure Registry

There is a pregnancy exposure registry that monitors pregnancy outcomes in women exposed to MAYZENT during pregnancy. Healthcare providers are encouraged to enroll pregnant patients, or pregnant women may register themselves in the MotherToBaby Pregnancy Study in Multiple Sclerosis by calling 1-877-311-8972, sending an email to MotherToBaby@health.ucsd.edu, or visiting www.mothertobaby.org/join-study.

Risk Summary

There are no adequate data on the developmental risk associated with the use of MAYZENT in pregnant women. Based on animal data and its mechanism of action, MAYZENT can cause fetal harm when administered to a pregnant woman (see *Data*). Reproductive and developmental studies in pregnant rats and rabbits have demonstrated MAYZENT-induced embryotoxicity and fetotoxicity in rats and rabbits and teratogenicity in rats. Increased incidences of post-implantation loss and fetal abnormalities (external, urogenital, and skeletal) in rat and of embryo-fetal deaths, abortions and fetal variations (skeletal and visceral) in rabbit were observed following prenatal exposure to siponimod starting at a dose 2 times the exposure in humans at the highest recommended dose of 2 mg/day.

In the US general population, the estimated background risk of major birth defects and miscarriage in clinically recognized pregnancies is 2% to 4% and 15% to 20%, respectively. The background risk of major birth defects and miscarriage for the indicated population is unknown.

Data

Animal Data

When siponimod (0, 1, 5, or 40 mg/kg) was orally administered to pregnant rats during the period of organogenesis, post-implantation loss and fetal malformations (visceral and skeletal) were increased at the lowest dose tested, the only dose with fetuses available for evaluation. A no-effect dose for adverse effects on embryo-fetal development in rats was not identified. Plasma exposure AUC at the lowest dose tested was approximately 18 times that in humans at the recommended human dose (RHD) of 2 mg/day.

When siponimod (0, 0.1, 1, or 5 mg/kg) was orally administered to pregnant rabbits during the period of organogenesis, embryoletality and increased incidences of fetal skeletal variations were observed at all but the lowest dose tested. Plasma exposure (AUC) at the no-effect dose (0.1 mg/kg) for adverse effects on embryo-fetal development in rabbits is less than that in humans at the RHD.

When siponimod (0, 0.05, 0.15, or 0.5 mg/kg) was orally administered to female rats throughout pregnancy and lactation, increased mortality, decreased body weight, and delayed sexual maturation were observed in the offspring at all but the lowest dose tested. An increase in malformations was observed at all doses. A no-effect dose for adverse effects on pre- and postnatal development in rats was not identified. The lowest dose tested (0.05 mg/kg) is less than the RHD, on a mg/m² basis.

8.2 Lactation

Risk Summary

There are no data on the presence of siponimod in human milk, the effects of MAYZENT on the breastfed infant, or the effects of the drug on milk production. A study in lactating rats has shown excretion of siponimod and/or its metabolites in milk. The developmental and health benefits of breastfeeding should be considered along with the mother's clinical need for MAYZENT and any potential adverse effects on the breastfed infant from MAYZENT or from the underlying maternal condition.

8.3 Females and Males of Reproductive Potential

Contraception

Females

Before initiation of MAYZENT treatment, women of childbearing potential should be counseled on the potential for a serious risk to the fetus and the need for effective contraception during treatment with MAYZENT [see *Use in Specific Populations (8.1)*]. Since it takes approximately 10 days to eliminate the compound from the body after stopping treatment, the potential risk to the fetus may persist and women should use effective contraception during this period [see *Warnings and Precautions (5.9)*].

8.4 Pediatric Use

Safety and effectiveness in pediatric patients have not been established.

Juvenile Animal Toxicity Data

Oral administration of siponimod (0, 5, 15, or 50 mg/kg/day) to young rats from postnatal day 25 to day 70 resulted in mortality, lung histopathology (alveolar/interstitial edema, fibrin, interstitial mixed cell infiltration) and decrease in body weight gain at the mid and high doses. Neurobehavioral impairment (decreased acoustic startle response) was observed at the high dose but was reversible by the end of the recovery period. Decrease in immune function (T-cell dependent antibody response) was observed at all doses and had not fully recovered by 4 weeks after the end of dosing. A no-effect dose for adverse effects in juvenile animals was not identified.

8.5 Geriatric Use

Clinical studies of MAYZENT did not include sufficient numbers of subjects aged 65 and over to determine whether they respond differently from younger subjects. Other reported clinical experience has not identified differences in responses between the elderly and younger patients. In general, dose selection for an elderly patient should be cautious, reflecting the greater frequency of decreased hepatic, renal, or cardiac function, and of concomitant disease or other drug therapy.

8.6 CYP2C9 Genotype

Before initiation of treatment with MAYZENT, test patients to determine CYP2C9 genotype.

MAYZENT is contraindicated in patients homozygous for CYP2C9*3 (i.e., CYP2C9*3/*3 genotype) because of substantially elevated siponimod plasma levels. The *3/*3 genotype is present in approximately 0.5% of white patients and 1% of Asian patients, and is less prevalent in other racial/ethnic groups.

MAYZENT dosage adjustment is recommended in patients with CYP2C9*1/*3 or *2/*3 genotype because of an increase in exposure to siponimod [see *Dosage and Administration (2.3)* and *Clinical Pharmacology (12.5)*]. The *1/*3 or *2/*3 genotypes are present in 2% to 20% of the population depending on ancestry.

There are other less frequently occurring polymorphisms in CYP2C9. Some polymorphisms, such as *5, *6, *8, and *11, are associated with decreased or loss of enzyme function. The impact of variants other than *2 and *3 on the pharmacokinetics of siponimod has not been evaluated. It is anticipated that variants that result in loss of CYP2C9 function (e.g., *6) will have similar effects on siponimod pharmacokinetics as the *3 variant [see *Dosage and Administration (2.3)* and *Clinical Pharmacology (12.5)*].

10 OVERDOSAGE

In patients with overdosage of MAYZENT, it is important to observe for signs and symptoms of bradycardia, which may include overnight monitoring. Regular measurements of pulse rate and blood pressure are required, and ECGs should be performed [see *Warnings and Precautions (5.4, 5.8)* and *Clinical Pharmacology (12.2)*].

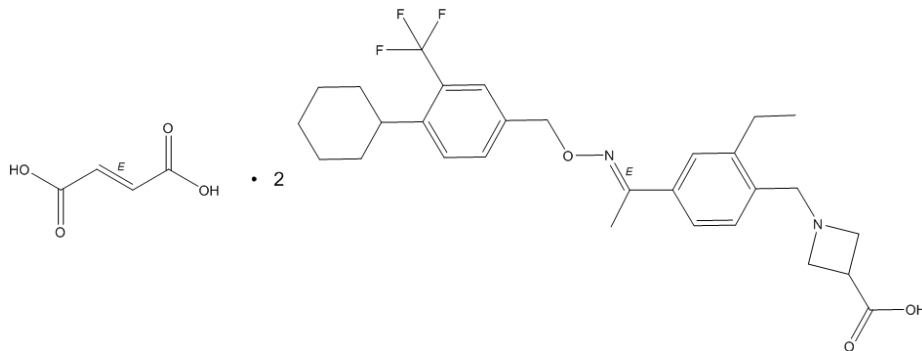
There is no specific antidote to siponimod available. Neither dialysis nor plasma exchange would result in meaningful removal of siponimod from the body. The decrease in heart rate induced by MAYZENT can be reversed by atropine or isoprenaline.

11 DESCRIPTION

MAYZENT tablets contains siponimod, an S1P receptor modulator, as 2:1 co-crystal of siponimod and fumaric acid and has the following chemical name:

1-[[4-[(1E)-1-[[[4-Cyclohexyl-3-(trifluoromethyl)phenyl]methoxy]imino]ethyl]-2-ethylphenyl]methyl]-3-azetidincarboxylic acid (2E)-2-butenedioate (2:1). Its molecular formula is $C_{4}H_{4}O_{4} \cdot 2C_{29}H_{35}F_{3}N_{2}O_{3}$, and its molecular weight is 1149.29 g/mol.

Its structure is shown below:



It is a white to almost white powder.

MAYZENT is provided as 0.25 mg, 1 mg, and 2 mg film-coated tablets for oral use. Each tablet contains 0.25 mg, 1 mg, or 2 mg siponimod, equivalent to 0.28 mg, 1.11 mg, or 2.22 mg as 2:1 co-crystal of siponimod and fumaric acid, respectively.

MAYZENT tablets contain the following inactive ingredients: colloidal silicon dioxide, crospovidone, glyceryl dibehenate, lactose monohydrate, microcrystalline cellulose, with a film coating containing iron oxides (black and red iron oxides for the 0.25 mg and 1 mg strengths and red and yellow iron oxides for the 2 mg strength), lecithin (soy), polyvinyl alcohol, talc, titanium dioxide, and xanthan gum.

12 CLINICAL PHARMACOLOGY

12.1 Mechanism of Action

Siponimod is an S1P receptor modulator. Siponimod binds with high affinity to S1P receptors 1 and 5. Siponimod blocks the capacity of lymphocytes to egress from lymph nodes, reducing the number of lymphocytes in peripheral blood. The mechanism by which siponimod exerts therapeutic effects in multiple sclerosis is unknown, but may involve reduction of lymphocyte migration into the central nervous system.

12.2 Pharmacodynamics

Immune System

MAYZENT induces a dose-dependent reduction of the peripheral blood lymphocyte count within 6 hours of the first dose, caused by the reversible sequestration of lymphocytes in lymphoid tissues.

With continued daily dosing, the lymphocyte count continues to decrease, reaching a nadir median (90% CI) lymphocyte count of approximately 0.560 (0.271-1.08) cells/nL in a typical CYP2C9*1/*1 or *1/*2, non-Japanese patient, corresponding to 20% to 30% of baseline. Low lymphocyte counts are maintained with chronic daily dosing [see *Warnings and Precautions (5.1)*].

Lymphocyte counts returned to the normal range in 90% of patients within 10 days of stopping therapy. After stopping MAYZENT treatment, residual lowering effects on peripheral lymphocyte count may persist for up to 3 to 4 weeks after the last dose [see *Warnings and Precautions (5.1)*].

Heart Rate and Rhythm

MAYZENT causes a transient reduction in heart rate and atrioventricular conduction upon treatment initiation [see *Warnings and Precautions (5.4)*]. The maximum decline in heart rate is seen in the first 6 hours post dose. Autonomic responses of the heart, including diurnal variation of heart rate and response to exercise, are not affected by siponimod treatment.

A transient, dose-dependent decrease in heart rate was observed during the initial dosing phase of MAYZENT, which plateaued at doses greater than or equal to 5 mg, and bradyarrhythmic events (AV blocks and sinus pauses) were detected at a higher incidence under MAYZENT treatment, compared to placebo.

No second-degree AV blocks of Mobitz type II or higher degree were observed. Most AV blocks and sinus pauses occurred above the recommended dose of 2 mg, with notably higher incidence under non-titrated conditions compared to dose titration conditions [see *Dosage and Administration (2.2, 2.3)*].

The decrease in heart rate induced by MAYZENT can be reversed by atropine or isoprenaline.

Beta-Blockers

The negative chronotropic effect of coadministration of siponimod and propranolol was evaluated in a dedicated pharmacodynamics (PD)/safety study. The addition of propranolol on top of siponimod at steady-state had less pronounced negative chronotropic effects (less than additive effect) than the addition of siponimod to propranolol at steady state (additive HR effect) [see *Drug Interactions (7.3)*].

Cardiac Electrophysiology

In a thorough QT study with doses of 2 mg (recommended dose) and 10 mg (five times the recommended dose) siponimod at steady-state, siponimod treatment resulted in a prolongation of QTc, with the maximum mean (upper bound of the two-sided 90% CI) of 7.8 (9.93) ms at 2 mg dose and 7.2 (9.72) ms at 10 mg dose. There was an absence of dose- and exposure-response relationship for QTc effects with the 5-fold dose and exposures achieved by the supratherapeutic dose. No subject had absolute QTcF greater than 480 ms or Δ QTcF greater than 60 ms for siponimod treatment.

Pulmonary Function

Dose-dependent reductions in absolute forced expiratory volume over 1 second were observed in MAYZENT-treated patients and were greater than in patients taking placebo [see *Warnings and Precautions (5.5)*].

12.3 Pharmacokinetics

Siponimod concentration increases in an apparent dose-proportional manner after multiple once-daily doses of siponimod 0.3 mg to 20 mg. Steady-state plasma concentrations are reached after approximately 6 days of once-daily dosing, and steady-state levels are approximately 2- to 3-fold greater than the initial dose. An up-titration regimen is used to reach the clinical therapeutic dose of siponimod of 2 mg after 6 days, and 4 additional days of dosing are required to reach the steady-state-plasma concentrations.

Absorption

The time (T_{max}) to reach maximum plasma concentrations (C_{max}) after oral administration of immediate release oral dosage forms of siponimod was about 4 hours (range, 3 to 8 hours). Siponimod absorption is extensive (greater than or equal to 70%, based on the amount of radioactivity excreted in urine and the amount of metabolites in feces extrapolated to infinity). The absolute oral bioavailability of siponimod is approximately 84%. After administration of siponimod 2 mg once-daily over 10 days, a mean C_{max} of 30.4 ng/mL and mean area under plasma concentration-time curve over dosing interval (AUC_{tau}) of 558 h*ng/mL were observed on Day 10. Steady-state was reached after approximately 6 days of once-daily administration of siponimod.

Food Effect

Food intake resulted in delayed absorption (the median T_{max} increased by approximately 2 to 3 hours). Food intake had no effect on the systemic exposure of siponimod (C_{max} and AUC). Therefore, MAYZENT may be taken without regard to meals.

Distribution

Siponimod distributes to body tissues with a moderate mean volume of distribution of 124 L. Siponimod fraction found in plasma is 68% in humans. Animal studies show that siponimod readily crosses the blood-brain barrier. Protein binding of siponimod is greater than 99.9% in healthy subjects and in hepatic and renal impaired patients.

Elimination

Metabolism

Siponimod is extensively metabolized, mainly via CYP2C9 (79.3%), followed by CYP3A4 (18.5%). The pharmacological activity of the main metabolites M3 and M17 is not expected to contribute to the clinical effect and the safety of siponimod in humans.

Excretion

An apparent systemic clearance (CL/F) of 3.11 L/h was estimated in MS patients. The apparent elimination half-life is approximately 30 hours.

Siponimod is eliminated from the systemic circulation mainly due to metabolism, and subsequent biliary/fecal excretion. Unchanged siponimod was not detected in urine.

Specific Populations

Male and Female Patients

Gender has no influence on siponimod pharmacokinetics (PK).

Racial or Ethnic Groups

The single-dose PK parameters were not different between Japanese and Caucasian healthy subjects, indicating absence of ethnic sensitivity on the PK of siponimod.

Patients with Renal Impairment

No dose adjustments are needed in patients with renal impairment. Mean siponimod half-life and C_{max} (total and unbound) were comparable between subjects with severe renal impairment and healthy subjects. Unbound AUCs were only slightly increased (by 33%), compared to healthy subjects, and it is not expected to be clinically significant. The effects of end-stage renal disease or hemodialysis on the PK of siponimod has not been studied. Due to the high plasma protein binding (greater than 99.9%) of siponimod, hemodialysis is not expected to alter the total and unbound siponimod concentration and no dose adjustments are anticipated based on these considerations.

Patients with Hepatic Impairment

No dose adjustments for siponimod are needed in patients with hepatic impairment. The unbound siponimod AUC parameters are 15% and 50% higher in subjects with moderate and severe hepatic impairment, respectively, in comparison with healthy subjects for the 0.25 mg single dose studied. The increased unbound siponimod AUC in subjects with moderate and severe hepatic impairment is not expected to be clinically significant. The mean half-life of siponimod was unchanged in hepatic impairment.

Drug Interaction Studies

Siponimod (and Metabolites M3, M17) as a Causative Agent of Interaction

In vitro investigations indicated that siponimod and its major systemic metabolites M3 and M17 do not show any clinically relevant drug-drug interaction potential at the therapeutic dose of 2 mg once-daily for all investigated CYP enzymes and transporters.

Siponimod as an Object of Interaction

CYP2C9 is polymorphic and the genotype influences the fractional contributions of the two oxidative metabolism pathways to overall elimination. Physiologically based PK modeling indicates a differential CYP2C9 genotype-dependent inhibition and induction of CYP3A4 pathways. With decreased CYP2C9 metabolic activity in the respective genotypes, a larger effect of the CYP3A4 perpetrators on siponimod exposure is anticipated.

Coadministration of Siponimod with CYP2C9 and CYP3A4 Inhibitors

The coadministration of fluconazole (moderate CYP2C9 and CYP3A4 dual inhibitor) 200 mg daily at steady-state and a single dose of siponimod 4 mg in CYP2C9*1/*1 healthy volunteers led to a 2-fold increase in the AUC of siponimod. Mean siponimod terminal half-life was increased by 50%. Fluconazole led to a 2- to 4-fold increase in the $AUC_{tau,ss}$ of siponimod across different CYP2C9 genotypes, according to *in silico* evaluation [see *Drug Interactions (7.5)*].

Coadministration of Siponimod with CYP2C9 and CYP3A4 Inducers

The coadministration of siponimod 2 mg daily in the presence of 600 mg daily doses of rifampin (strong CYP3A4 and moderate CYP2C9 dual inducer) decreased siponimod $AUC_{tau,ss}$ and $C_{max,ss}$ by 57% and 45%, respectively, in CYP2C9*1/*1

subjects. Rifampin and efavirenz (moderate CYP3A4 inducer) reduced the $AUC_{\tau,ss}$ of siponimod by up to 78% and up to 52%, respectively, across CYP2C9 genotypes, according to in silico evaluation [see *Drug Interactions (7.6)*].

Oral Contraceptives

The effects of coadministration of siponimod 2 mg and 4 mg (twice the recommended dosage) once daily with a monophasic oral contraceptive (OC) containing 30 mcg ethinyl estradiol and 150 mcg levonorgestrel were assessed in 24 healthy female subjects (18 to 40 years of age; CYP2C9*1/*1 genotype). There were no clinically relevant effects on the PK or PD of the OC. No interaction studies have been performed with OCs containing other progestagens; however, an effect of siponimod on their exposure is not expected.

12.5 Pharmacogenomics

The CYP2C9 genotype has a significant impact on siponimod metabolism. After a single dose of 0.25 mg siponimod, AUC_{inf} and AUC_{last} were approximately 2- and 4-fold higher in subjects with the CYP2C9*2/*3 and CYP2C9*3/*3 genotypes, respectively, while there was only a minor increase of C_{max} by 21% and 16%, respectively, compared to extensive metabolizers (CYP2C9*1/*1). Mean half-life is prolonged in CYP2C9*2/*3 and CYP2C9*3/*3 carriers (51 hours and 126 hours, respectively).

An apparent systemic clearance (CL/F) of about 3.11 L/h was estimated in CYP2C9 extensive metabolizer (CYP2C9*1/*1 and CYP2C9*1/*2) MS patients after multiple oral administrations of siponimod. CL/F is 2.5, 1.9, 1.6, and 0.9 L/h in subjects with the CYP2C9*2/*2, CYP2C9*1/*3, CYP2C9*2/*3, and CYP2C9*3/*3 genotypes, respectively. The resultant increase in siponimod AUC was approximately 25%, 61%, 91%, and 285% higher in CYP2C9*2/*2, CYP2C9*1/*3, CYP2C9*2/*3, and CYP2C9*3/*3 subjects, respectively, as compared to CYP2C9*1/*1 subjects [see *Dosage and Administration (2.1, 2.3) and Contraindications (4)*]. As the apparent clearance estimated for CYP2C9*1/*2 subjects is comparable to that of CYP2C9*1/*1 subjects, similar siponimod exposure is expected for both genotypes.

Variants other than *2 and *3 may also lead to decreased or loss of CYP2C9 function (e.g., *5, *6, *8, *11) and may have substrate-specific effects. The frequency of certain CYP2C9 variants differs based on ancestry. The *2 and *3 variants are more prevalent in patients of European or Asian ancestry, while *5, *6, *8, and *11 are more prevalent in individuals of African ancestry [see *Use in Specific Populations (8.6)*].

13 NONCLINICAL TOXICOLOGY

13.1 Carcinogenesis, Mutagenesis, Impairment of Fertility

Carcinogenesis

Oral carcinogenicity studies of siponimod were conducted in mice and rats. In mice administered siponimod (0, 2, 8, or 25 mg/kg/day) for up to 104 weeks, there was an increase in malignant lymphoma in females at all doses and in hemangiosarcoma and combined hemangioma and hemangiosarcoma at all doses in males and females. The lowest dose tested is approximately 5 times the RHD of 2 mg/day, on a body surface area (mg/m^2) basis.

In rats, administration of siponimod (0, 10, 30, or 90 mg/kg/day in males; 0, 3, 10, or 30 mg/kg/day in females) for up to 104 weeks, there was an increase in thyroid follicular cell adenoma and combined thyroid follicular cell adenoma and carcinoma in males at the highest dose tested. These findings are considered secondary to liver enzyme induction in rats and are not considered relevant to humans. Plasma siponimod exposure (AUC) at the highest dose tested is approximately 200 times that in humans at the RHD.

Mutagenesis

Siponimod was negative in a battery of *in vitro* (Ames, chromosomal aberration in mammalian cells) and *in vivo* (micronucleus in mouse and rat) assays.

Impairment of Fertility

When siponimod was administered orally (0, 2, 20, or 200 mg/kg) to male rats (mated with untreated females) prior to and throughout the mating period, there was a dose-related increase in precoital interval at all doses. A decrease in implantation sites, an increase in preimplantation loss, and a decrease in the number of viable fetuses were observed at the highest dose tested. The higher no-effect dose for adverse effects on fertility (20 mg/kg) is approximately 100 times the RHD on a mg/m^2 basis.

When siponimod was administered orally (0, 0.1, 0.3, or 1 mg/kg) to female rats (mated with untreated males) prior to and during mating, and continuing to Day 6 of gestation, no effects on fertility were observed up to the highest dose tested

(1 mg/kg). Plasma siponimod exposure (AUC) at the highest dose tested is approximately 16 times that in humans at the RHD.

14 CLINICAL STUDIES

The efficacy of MAYZENT was demonstrated in Study 1, a randomized, double-blind, parallel-group, placebo-controlled, time-to-event study in patients with secondary progressive multiple sclerosis (SPMS) who had evidence of disability progression in the prior 2 years, no evidence of relapse in 3 months prior to study enrollment, and an Expanded Disability Status Scale (EDSS) score of 3.0-6.5 at study entry (NCT 01665144).

Patients were randomized to receive either once daily MAYZENT 2 mg or placebo, beginning with a dose titration [see *Dosage and Administration (2.2)*]. Evaluations were performed at screening, every 3 months during the study, and at the time of a suspected relapse. MRI evaluations were performed at screening and every 12 months.

The primary endpoint of the study was the time to 3-month confirmed disability progression (CDP), defined as at least a 1-point increase from baseline in EDSS (0.5-point increase for patients with baseline EDSS of 5.5 or higher) sustained for 3 months. A prespecified hierarchical analysis consisted of the primary endpoint and 2 secondary endpoints, the time to 3-month confirmed worsening of at least 20% from baseline on the timed 25-foot walk test and the change from baseline in T2 lesion volume. Additional endpoints included annualized relapse rate (relapses/year) and MRI measures of inflammatory disease activity.

Study duration was variable for individual patients (median study duration was 21 months, range 1 day to 37 months).

Study 1 randomized 1651 patients to either MAYZENT 2 mg (N = 1105) or placebo (N = 546); 82% of MAYZENT-treated patients and 78% of placebo-treated patients completed the study. Median age was 49.0 years, 95% of patients were white, and 60% female. The median disease duration was 16.0 years, and median EDSS score at baseline was 6.0 (56% of patients had ≥ 6.0 EDSS at baseline); 36% of patients had one or more relapses in the 2 years prior to study entry; 22% of those patients with available imaging had one or more gadolinium-enhancing lesions on their baseline MRI scan; 78% of patients had been previously treated with an MS therapy.

Results are presented in Table 4. MAYZENT was superior to placebo in reducing the risk of confirmed disability progression, based on a time-to-event analysis (hazard ratio 0.79, $p < 0.0134$; see Figure 1). MAYZENT did not significantly delay the time to 20% deterioration in the timed 25-foot walk, compared to placebo. Patients treated with MAYZENT had a 55% relative reduction in annualized relapse rate, compared to patients on placebo (nominal p -value < 0.0001). The absolute reduction in the annualized relapse rate was 0.089. Although MAYZENT had a significant effect on disability progression compared to placebo in patients with active SPMS (e.g., SPMS patients with an MS relapse in the 2 years prior to the study), the effect of MAYZENT in patients with non-active SPMS was not statistically significant (see Figure 2).

Table 4 Clinical and MRI Results From Study 1

	MAYZENT	PLACEBO
Clinical outcomes		
Proportion of patients with confirmed disability progression ^a	26%	32%
Relative risk reduction	21% ($p = 0.0134$) ^d	
Absolute risk reduction	6%	
Proportion of patients with confirmed worsening in timed 25-foot walk	40%	41%
	$p = \text{NS}$	
Annualized relapse rate ^b	0.071	0.160
Relative reduction (%)	55% ($p < 0.01$) ^e	
Absolute reduction	0.089	
	$p < 0.01$ ^e	
MRI endpoints		
Change from baseline in T2 lesion volume (mm ³) (95% CI) ^c	184 (54; 314)	879 (712; 1047)

$p < 0.01^e$

Abbreviations: MRI, magnetic resonance imaging; NS, not statistically significant.

All analyses are based on the full analysis set (FAS), which includes all randomized subjects who took at least one dose of study medication. p-values are two-sided.

^aDefined as an increase of 1.0 point or more from the baseline Expanded Disability Status Scale (EDSS) score for patients with baseline score of 5.5 or less, or 0.5 or more when the baseline score is greater than 5.5. Progression confirmed at 3 months. Cox proportional hazard model.

^bDefined as the average number of confirmed relapses per year (estimated from negative binomial regression model for recurrent events).

^cAdjusted mean averaged over Months 12 and 24.

^dStatistically significant.

^eNominal p value, not corrected for multiple comparisons.

Figure 1 Time to Confirmed Disability Progression Based on EDSS (Study 1)

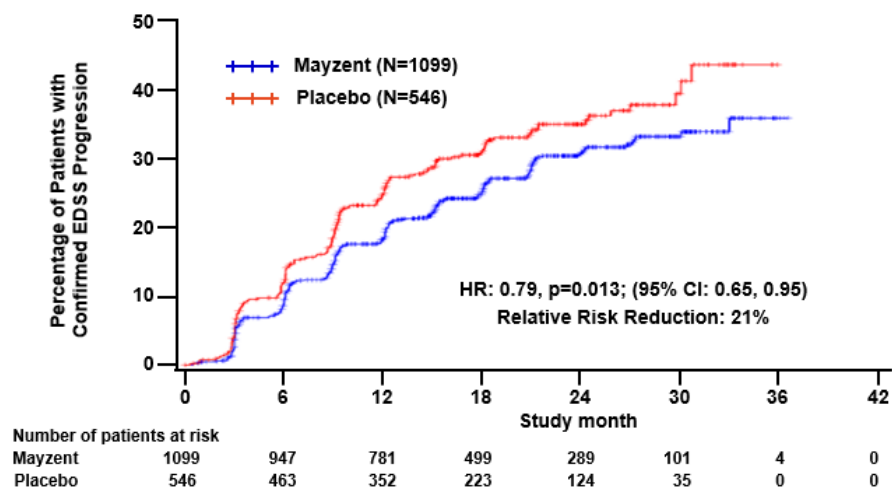
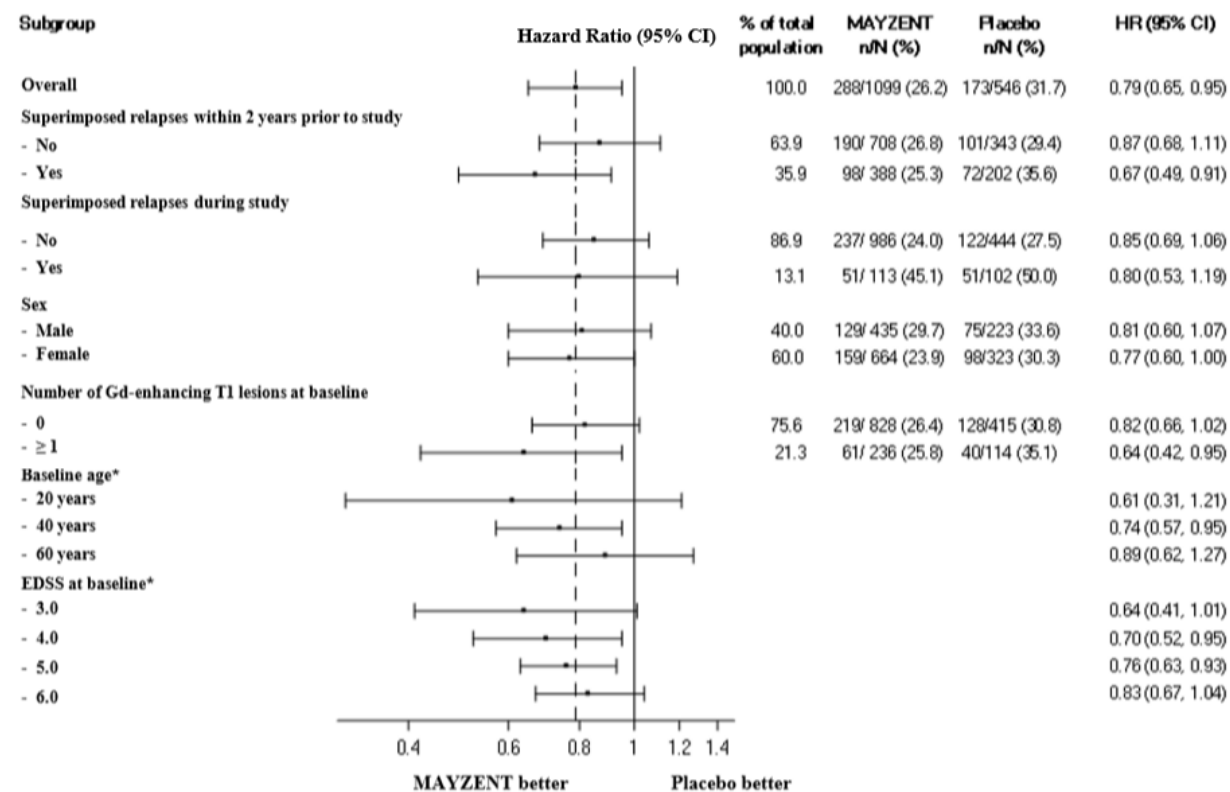


Figure 2 Time to Confirmed Disability Progression Based on EDSS (Study 1), Subgroup Analysis




*HR and 95% CI presented are model-based estimates for a range of values of age and Expanded Disability Status Scale (EDSS).


16 HOW SUPPLIED/STORAGE AND HANDLING

16.1 How Supplied


MAYZENT film-coated tablets are supplied as follows:

0.25 mg tablet: Pale red, unscored, round biconvex film-coated tablet with beveled edges, debossed with  on one side and 'T' on other side.

- Starter Pack for 1-mg maintenance dosage – blister card of seven 0.25 mg tablets in a calendarized blister wallet.....NDC 0078-0979-89
- Starter Pack for 2-mg maintenance dosage – blister card of twelve 0.25 mg tablets in a calendarized blister wallet.....NDC 0078-0979-12
- Bottle of 28 tablets.....NDC 0078-0979-50

1 mg tablet: Violet white, unscored, round biconvex film-coated tablet with beveled edges, debossed with  on one side and 'L' on other side.

- Bottle of 30 tablets.....NDC 0078-1014-15

2 mg tablet: Pale yellow, unscored, round biconvex film-coated tablet with beveled edges, debossed with  on one side and 'II' on other side.

- Bottle of 30 tablets.....NDC 0078-0986-15
- Bottle of 15 tablets.....NDC 0078-0986-45

16.2 Storage and Handling

Unopened Containers

Store MAYZENT 0.25 mg, 1 mg, and 2 mg film-coated tablets in a refrigerator between 2°C to 8°C (36°F to 46°F). After pharmacy dispensing to patient, MAYZENT 0.25 mg, 1 mg, and 2 mg film-coated tablets may be stored at 20°C to 25°C (68°F to 77°F) [see USP Controlled Room Temperature] for up to 3 months.

Opened Containers

Bottles

MAYZENT 0.25 mg, 1 mg, and 2 mg film-coated tablets may be stored at 20°C to 25°C (68°F to 77°F) [see USP Controlled Room Temperature] for up to 3 months. Do not refrigerate after opening.

Starter Pack/Blister Card

MAYZENT 0.25 mg film-coated tablets may be stored at 20°C to 25°C (68°F to 77°F) [see USP Controlled Room Temperature] for up to 3 months. Do not refrigerate after opening. Store in original calendarized blister wallet container.

17 PATIENT COUNSELING INFORMATION

Advise the patient to read the FDA-approved patient labeling (Medication Guide).

Administration

Tell patients not to discontinue MAYZENT without first discussing this with the prescribing physician. Advise patients to contact their physician if they accidentally take more MAYZENT than prescribed.

Instruct patients to administer tablets whole; do not split, crush, or chew MAYZENT tablets.

Risk of Infections

Inform patients that they may have an increased risk of infections, some of which could be life-threatening, when taking MAYZENT, and that they should contact their physician if they develop symptoms of infection [see *Warnings and Precautions (5.1)*]. Advise patients that the use of some vaccines containing live virus (live-attenuated vaccines) should be avoided during treatment with MAYZENT and MAYZENT should be paused 1 week prior and until 4 weeks after a planned vaccination. Recommend that patients postpone treatment with MAYZENT for at least 1 month after VZV vaccination. Inform patients that prior or concomitant use of drugs that suppress the immune system may increase the risk of infection.

Progressive Multifocal Leukoencephalopathy

Inform patients that cases of progressive multifocal leukoencephalopathy (PML) have occurred in patients who received MAYZENT. Inform the patient that PML is characterized by a progression of deficits and usually leads to death or severe disability over weeks or months. Instruct the patient of the importance of contacting their doctor if they develop any

symptoms suggestive of PML. Inform the patient that typical symptoms associated with PML are diverse, progress over days to weeks, and include progressive weakness on one side of the body or clumsiness of limbs, disturbance of vision, and changes in thinking, memory, and orientation leading to confusion and personality changes [*see Warnings and Precautions (5.2)*].

Macular Edema

Advise patients that MAYZENT may cause macular edema, and that they should contact their physician if they experience any changes in their vision while taking MAYZENT [*see Warnings and Precautions (5.3)*]. Inform patients with diabetes mellitus or a history of uveitis that their risk of macular edema is increased.

Cardiac Effects

Advise patients that initiation of MAYZENT treatment results in transient decrease in heart rate [*see Warnings and Precautions (5.4)*]. Inform patients that to reduce this effect, dosage titration is required. Advise patients that dosage titration is also required if a dose is missed for more than 24 hours during the titration or if 4 or more consecutive daily maintenance doses are missed [*see Dosage and Administration (2.2, 2.3, 2.5) and Warnings and Precautions (5.4)*]. Inform certain patients with certain pre-existing cardiac conditions that they will need to be observed in the doctor's office or other facility for at least 6 hours after the first dose and after reinitiation if treatment is interrupted or discontinued for certain periods [*see Dosage and Administration (2.4)*].

Respiratory Effects

Advise patients that they should contact their physician if they experience new onset or worsening of dyspnea [*see Warnings and Precautions (5.5)*].

Liver Injury

Inform patients that MAYZENT may increase liver enzymes. Advise patients that they should contact their physician if they experience any unexplained nausea, vomiting, abdominal pain, fatigue, anorexia, or jaundice and/or dark urine during treatment [*see Warnings and Precautions (5.6)*].

Cutaneous Malignancies

Inform patients that the risk of basal cell carcinoma and squamous cell carcinoma is increased with the use of MAYZENT and that cases of melanoma have been reported. Advise patients that any suspicious skin lesions should be promptly evaluated. Advise patients to limit exposure to sunlight and ultraviolet light by wearing protective clothing and using a sunscreen with a high protection factor [*see Warnings and Precautions (5.7)*].

Pregnancy and Fetal Risk

Inform patients that, based on animal studies, MAYZENT may cause fetal harm [*see Warnings and Precautions (5.9)*]. Discuss with women of childbearing age whether they are pregnant, might be pregnant, or are trying to become pregnant. Advise women of childbearing potential of the need for effective contraception during treatment with MAYZENT and for 10 days after stopping MAYZENT. Advise a female patient to immediately inform her prescriber if she is pregnant or planning to become pregnant [*see Warnings and Precautions (5.9) and Use in Specific Populations (8.1, 8.3)*].

Pregnancy Exposure Registry

Instruct patients that if they are pregnant or plan to become pregnant while taking MAYZENT, they should inform their healthcare provider. Encourage patients to enroll in the MotherToBaby Pregnancy Study in Multiple Sclerosis if they become pregnant while taking MAYZENT [*see Use in Specific Populations (8.1)*].

Posterior Reversible Encephalopathy Syndrome

Advise patients to immediately report to their healthcare provider any symptoms involving sudden onset of severe headache, altered mental status, visual disturbances, or seizure. Inform patients that delayed treatment could lead to permanent neurological sequelae [*see Warnings and Precautions (5.10)*].

Severe Increase in Disability After Stopping MAYZENT

Inform patients that severe increase in disability has been reported after discontinuation of another S1P receptor modulator like MAYZENT. Advise patients to contact their physician if they develop worsening symptoms of MS following discontinuation of MAYZENT [*see Warnings and Precautions (5.12)*].

Immune System Effects After Stopping MAYZENT

**This label may not be the latest approved by FDA.
For current labeling information, please visit <https://www.fda.gov/drugsatfda>**

Advise patients that MAYZENT continues to have effects, such as lowering effects on peripheral lymphocyte count, for up to 3 to 4 weeks after the last dose [*see Warnings and Precautions (5.13)*].

Storage and Handling

Inform patients that MAYZENT may be stored at room temperature for up to 3 months. If patients need to store MAYZENT for more than 3 months, containers should remain unopened and stored in a refrigerator until use [*see How Supplied/Storage and Handling (16.2)*].

Distributed by:

Novartis Pharmaceuticals Corporation
East Hanover, New Jersey 07936

MAYZENT is a registered trademark of Novartis AG

© Novartis

T2023-0X

MEDICATION GUIDE
MAYZENT (Mā'zěnt)
(siponimod)
tablets, for oral use

What is the most important information I should know about MAYZENT?

- 1. MAYZENT may cause serious side effects, including: Slow heart rate (bradycardia or bradyarrhythmia) when you start taking MAYZENT.** MAYZENT can cause your heart rate to slow down, especially after you take your first dose. You should have a test to check the electrical activity of your heart called an electrocardiogram (ECG) before you take your first dose of MAYZENT.

During the initial up dosing period (4 days for the 1 mg daily dose or 5 days for the 2 mg daily dose), if you miss 1 or more doses of MAYZENT, you need to restart the up dosing. Call your healthcare provider if you miss a dose of MAYZENT. See **"How should I take MAYZENT?"**

- 2. Infections.** MAYZENT can increase your risk of serious infections that can be life-threatening and cause death. MAYZENT lowers the number of white blood cells (lymphocytes) in your blood. This will usually go back to normal within 3 to 4 weeks of stopping treatment. Your healthcare provider should review a recent blood test of your white blood cells before you start taking MAYZENT.

Call your healthcare provider right away if you have any of these symptoms of an infection during treatment with MAYZENT and for 3 to 4 weeks after your last dose of MAYZENT:

- fever
- tiredness
- body aches
- chills
- nausea
- vomiting
- headache with fever, neck stiffness, sensitivity to light, nausea, confusion (these may be symptoms of meningitis, an infection of the lining around your brain and spine and/or encephalitis, an infection of the brain)

- 3. Progressive multifocal leukoencephalopathy (PML).** MAYZENT can increase your risk for PML, which is a rare brain infection that usually leads to death or severe disability. If PML happens, it usually happens in people with weakened immune systems but has happened in people who do not have weakened immune systems. Symptoms of PML get worse over days to weeks. Call your doctor right away if you have any new or worsening neurologic symptoms that have lasted several days, including:

- weakness on 1 side of your body
- loss of coordination in your arms and legs
- decreased strength
- problems with balance
- changes in your vision
- changes in your thinking or memory
- confusion
- changes in your personality

- 4. A problem with your vision called macular edema.** Macular edema can cause some of the same vision symptoms as a multiple sclerosis (MS) attack (optic neuritis). You may not notice any symptoms with macular edema. If macular edema happens, it usually starts in the first 1 to 4 months after you start taking MAYZENT. Your healthcare provider should test your vision before you start taking MAYZENT and any time you notice vision changes during treatment with MAYZENT. Your risk of macular edema is higher if you have diabetes or have had an inflammation of your eye called uveitis.

Call your healthcare provider right away if you have any of the following:

- blurriness or shadows in the center of your vision
- a blind spot in the center of your vision
- sensitivity to light
- unusually colored (tinted) vision

See "What are the possible side effects of MAYZENT?" for more information about side effects.

What is MAYZENT?

MAYZENT is a prescription medicine that is used to treat relapsing forms of multiple sclerosis, to include clinically isolated syndrome, relapsing-remitting disease, and active secondary progressive disease, in adults.

It is not known if MAYZENT is safe and effective in children.

Who should not take MAYZENT?

Do not take MAYZENT if you:

- have a CYP2C9*3/*3 genotype. Before starting treatment with MAYZENT, your CYP2C9 genotype should be determined by your healthcare provider. Ask your healthcare provider if you are not sure.
- have had a heart attack, chest pain called unstable angina, stroke or mini-stroke (transient ischemic attack or TIA), or certain types of heart failure in the last 6 months
- have certain types of heart block or irregular or abnormal heartbeat (arrhythmia), unless you have a pacemaker

What should I tell my healthcare provider before taking MAYZENT?

Before taking MAYZENT, tell your healthcare provider about all of your medical conditions, including if you:

- have an irregular or abnormal heartbeat
- a history of stroke or other diseases related to blood vessels in the brain
- breathing problems, including during your sleep
- a fever or infection, or you are unable to fight infections due to a disease or taking medicines that lower your immune system. Tell your healthcare provider if you have had chickenpox or have received the vaccine for chickenpox. Your healthcare provider may do a blood test for chickenpox virus. You may need to get the full course of vaccine for chickenpox and then wait 1 month before you start taking MAYZENT.
- have slow heart rate
- have liver problems
- have diabetes
- have eye problems, especially an inflammation of the eye called uveitis
- had or now have a type of skin cancer called basal cell carcinoma (BCC), melanoma, or squamous cell carcinoma (SCC)
- have high blood pressure
- are pregnant or plan to become pregnant. MAYZENT may harm your unborn baby. Talk to your healthcare provider right away if you become pregnant while taking MAYZENT or if you become pregnant within 10 days after you stop taking MAYZENT.
 - If you are a woman who can become pregnant, you should use effective birth control during your treatment with MAYZENT and for at least 10 days after you stop taking MAYZENT.
 - **Pregnancy Registry:** There is a registry for women who become pregnant during treatment with MAYZENT. If you become pregnant while taking MAYZENT, talk to your healthcare provider about registering with the MotherToBaby Pregnancy Study in Multiple Sclerosis. The purpose of this registry is to collect information about your health and your baby's health.
For more information or to register, contact MotherToBaby by calling 1-877-311-8972, by sending an email to MotherToBaby@health.ucsd.edu, or go to www.mothersbaby.org/join-study.
- are breastfeeding or plan to breastfeed. It is not known if MAYZENT passes into your breast milk. Talk to your healthcare provider about the best way to feed your baby if you take MAYZENT.

Tell your healthcare provider about all the medicines you take, including prescription medicines, over-the-counter medicines, vitamins, and herbal supplements. Especially tell your healthcare provider if you:

- take medicines to control your heart rhythm (antiarrhythmics), or blood pressure (antihypertensives), or heart beat (such as calcium channel blockers or beta-blockers)
- take medicines that affect your immune system, such as beta-interferon or glatiramer acetate, or any of these medicines that you took in the past
- have recently received a live vaccine. You should avoid receiving **live** vaccines during treatment with MAYZENT. MAYZENT should be stopped 1 week before and for 4 weeks after receiving a live vaccine. If you receive a live vaccine, you may get the infection that the vaccine was meant to prevent. Vaccines may not work as well when given during treatment with MAYZENT.

Know the medicines you take. Keep a list of your medicines with you to show your healthcare provider and pharmacist when you get a new medicine.

Using MAYZENT and other medicines together may affect each other causing serious side effects.

How should I take MAYZENT?

The daily maintenance dose of MAYZENT is either 1 mg or 2 mg, depending on your CYP2C9 genotype. Ask your healthcare provider if you are not sure about your daily maintenance dose.

Do not split, crush, or chew MAYZENT tablets; take tablets whole.

Start your treatment with MAYZENT using the following titration schedule with your starter pack:

For the 1 mg daily maintenance dose, use a 7-tablet starter pack:	Tablets a day
Day 1	1 x 0.25 mg tablet
Day 2	1 x 0.25 mg tablet
Day 3	2 x 0.25 mg tablet
Day 4	3 x 0.25 mg tablet
Day 5 and every day after	1 x 1 mg tablet

For the 2 mg daily maintenance dose, use a 12-tablet starter pack:	Tablets a day
Day 1	1 x 0.25 mg tablet
Day 2	1 x 0.25 mg tablet
Day 3	2 x 0.25 mg tablet
Day 4	3 x 0.25 mg tablet
Day 5	5 x 0.25 mg tablet
Day 6 and every day after	1 x 2 mg tablet

- Take MAYZENT exactly as your healthcare provider tells you. Do not change your dose or stop taking MAYZENT unless your healthcare provider tells you to.
- Take MAYZENT 1 time each day.
- Take MAYZENT with or without food.
- If you miss 1 or more doses of MAYZENT **during** the initial dose titration, you need to restart the medication.
- If you miss a dose of MAYZENT **after** the initial dose-titration, take it as soon as you remember.
- If MAYZENT treatment is stopped for 4 days in a row, treatment has to be restarted with the titration.
- **Do not stop taking MAYZENT without talking with your healthcare provider first.**

What are the possible side effects of MAYZENT?

MAYZENT may cause serious side effects, including:

- **See "What is the most important information I should know about MAYZENT?"**
- **increased blood pressure.** Your healthcare provider should check your blood pressure during treatment with MAYZENT.
- **liver problems.** MAYZENT may cause liver problems. Your healthcare provider should do blood tests to check your liver before you start taking MAYZENT. Call your healthcare provider right away if you have any of the following symptoms of liver problems:
 - nausea
 - vomiting
 - stomach pain
 - tiredness
 - loss of appetite
 - your skin or the whites of your eyes turn yellow
 - dark urine
- **breathing problems.** Some people who take MAYZENT have shortness of breath. Call your healthcare provider right away if you have new or worsening breathing problems.
- **swelling and narrowing of the blood vessels in your brain.** A condition called PRES (Posterior Reversible Encephalopathy Syndrome) has happened with drugs in the same class. Symptoms of PRES usually get better when you stop taking MAYZENT. However, if left untreated, it may lead to a stroke. Call your healthcare provider right away if you have any of the following symptoms:
 - sudden severe headache
 - sudden confusion
 - sudden loss of vision or other changes in your vision
 - seizure
- **severe worsening of multiple sclerosis after stopping MAYZENT.** When MAYZENT is stopped, symptoms of MS may return and become worse compared to before or during treatment. Always talk to your doctor before you stop taking MAYZENT for any reason. Tell your healthcare provider if you have worsening symptoms of MS after stopping MAYZENT.
- **types of skin cancer called basal cell carcinoma (BCC), melanoma, and squamous cell carcinoma (SCC).** Tell your doctor if you have any changes in the appearance of your skin, including changes in a mole, a new darkened area on your skin, a sore that does not heal, or growths on your skin, such as a bump that may be shiny, pearly white, skin-colored, or pink. Your doctor should check your skin for any changes at the start of and during treatment with MAYZENT. Limit the amount of time you spend in sunlight and ultraviolet (UV) light. Wear protective clothing and use a sunscreen with a high sun protection factor.

The most common side effects of MAYZENT include:

- headache
- high blood pressure (hypertension)
- abnormal liver tests

Tell your healthcare provider if you have any side effects that bother you or that do not go away.

These are not all of the possible side effects of MAYZENT. For more information, ask your healthcare provider or pharmacist. Call your doctor for medical advice about side effects. You may report side effects to FDA at 1-800-FDA-1088.

How should I store MAYZENT?

Unopened Containers

MAYZENT 0.25 mg, 1 mg, and 2 mg tablets may be stored at room temperature between 68°F to 77°F (20°C to 25°C) for up to 3 months. If you need to store MAYZENT tablets for more than 3 months, containers should remain unopened and stored in a refrigerator between 36°F to 46°F (2°C to 8°C) until use.

Opened Containers

Bottles

MAYZENT 0.25 mg, 1 mg, and 2 mg tablets may be stored at room temperature between 68°F to 77°F (20°C to 25°C) for up to 3 months. Do not refrigerate after opening.

Starter Pack/Blister Card

MAYZENT 0.25 mg tablets may be stored at room temperature between 68°F to 77°F (20°C to 25°C) for up to 3 months. Do not refrigerate after opening. Store in original calendarized blister wallet container.

Keep MAYZENT and all medicines out of the reach of children.

General information about the safe and effective use of MAYZENT

Medicines are sometimes prescribed for purposes other than those listed in a Medication Guide. Do not use MAYZENT for a condition for which it was not prescribed. Do not give MAYZENT to other people, even if they have the same symptoms you have. It may harm them. You can ask your pharmacist or healthcare provider for more information about MAYZENT that is written for health professionals.

What are the ingredients in MAYZENT?

Active ingredient: siponimod

Inactive ingredients: colloidal silicon dioxide, crospovidone, glyceryl dibehenate, lactose monohydrate, microcrystalline cellulose, with a film coating containing iron oxides (black and red iron oxides for the 0.25 mg and 1 mg strengths and red and yellow iron oxides for the 2 mg strength), lecithin (soy), polyvinyl alcohol, talc, titanium dioxide, and xanthan gum.

Distributed by: Novartis Pharmaceuticals Corporation, East Hanover, New Jersey 07936

For more information, go to www.novartis.us or call 1-888-669-6682.

This Medication Guide has been approved by the U.S. Food and Drug Administration

Revised: 8/2023

T2023-0X