

## HIGHLIGHTS OF PRESCRIBING INFORMATION

These highlights do not include all the information needed to use FENSOLVI® safely and effectively. See full prescribing information for FENSOLVI.

FENSOLVI (leuprolide acetate) for injectable suspension, for subcutaneous use

Initial U.S. Approval: 1985

### RECENT MAJOR CHANGES

Warnings and Precautions, Severe Cutaneous Adverse Reactions (5.4) 09/2025

Dosage and Administration (2.3) 10/2024

### INDICATIONS AND USAGE

FENSOLVI is a gonadotropin releasing hormone (GnRH) agonist indicated for the treatment of pediatric patients 2 years of age and older with central precocious puberty. (1)

### DOSAGE AND ADMINISTRATION

- Must be administered by a healthcare provider. (2.1)
- The dose of FENSOLVI is 45 mg administered by subcutaneous injection once every six months. (2.1)
- Monitor response to FENSOLVI with a GnRH agonist stimulation test, basal serum luteinizing hormone (LH) levels or serum concentration of sex steroid levels at 1 to 2 months following initiation of therapy and as needed to confirm adequate suppression of pituitary gonadotropins, sex steroids, and progression of secondary sexual characteristics. (2.2)
- Measure height every 3 to 6 months and monitor bone age periodically. (2.2)
- See Full Prescribing Information for reconstitution and administration instructions. (2.3, 2.4)

### DOSAGE FORMS AND STRENGTHS

- For injectable suspension: 45 mg of leuprolide acetate. (3)

### CONTRAINDICATIONS

- Hypersensitivity reactions (4)
- Pregnancy (4, 8.1)

## WARNINGS AND PRECAUTIONS

- *Initial Rise of Gonadotropins and Sex Steroid Levels:* During the early phase of therapy, gonadotropins and sex steroids rise above baseline because of the initial stimulatory effect of the drug. Therefore, an increase in clinical signs and symptoms of puberty including vaginal bleeding may be observed during the first weeks of therapy or after subsequent doses. Instruct patients and caregivers to notify the physician if these symptoms continue beyond the second month after FENSOLVI administration. (5.1)
- *Psychiatric events:* Have been reported in patients taking GnRH agonists. Events include emotional lability, such as crying, irritability, impatience, anger, and aggression. Monitor for development or worsening of psychiatric symptoms. (5.2)
- *Convulsions:* Have been observed in patients with or without a history of seizures, epilepsy, cerebrovascular disorders, central nervous system anomalies or tumors, and in patients on concomitant medications that have been associated with convulsions. (5.3)
- *Severe Cutaneous Adverse Reactions (SCARs):* Have been reported in patients receiving GnRH agonists, including leuprolide products. Interrupt FENSOLVI if signs and symptoms of SCARs develop. Permanently discontinue FENSOLVI if a SCAR is confirmed. (5.4)
- *Pseudotumor Cerebri (Idiopathic Intracranial Hypertension):* Have been reported in pediatric patients receiving GnRH agonists, including leuprolide acetate. Monitor patients for headache, papilledema, and blurred vision. (5.5)

## ADVERSE REACTIONS

- The most common adverse reactions ( $\geq 5\%$ ) were: injection site pain, nasopharyngitis, pyrexia, headache, cough, abdominal pain, injection site erythema, nausea, constipation, vomiting, upper respiratory tract infection, bronchospasm, productive cough, and hot flush. (6.1)

To report SUSPECTED ADVERSE REACTIONS, contact Tolmar at 1-844-4TOLMAR (1-844-486-5627) or FDA at 1-800-FDA-1088 or [www.fda.gov/medwatch](http://www.fda.gov/medwatch).

See 17 for PATIENT COUNSELING INFORMATION and MEDICATION GUIDE.

Revised: 09/2025

## FULL PRESCRIBING INFORMATION: CONTENTS\*

### 1 INDICATIONS AND USAGE

### 2 DOSAGE AND ADMINISTRATION

- 2.1 Dosing Information
- 2.2 Monitoring
- 2.3 Reconstitution Instructions
- 2.4 Administration Instructions

### 3 DOSAGE FORMS AND STRENGTHS

### 4 CONTRAINDICATIONS

### 5 WARNINGS AND PRECAUTIONS

- 5.1 Initial Rise of Gonadotropins and Sex Steroid Levels
- 5.2 Psychiatric Events
- 5.3 Convulsions
- 5.4 Severe Cutaneous Adverse Reactions
- 5.5 Pseudotumor Cerebri (Idiopathic Intracranial Hypertension)

### 6 ADVERSE REACTIONS

- 6.1 Clinical Trials Experience
- 6.2 Postmarketing Experience

### 8 USE IN SPECIFIC POPULATIONS

- 8.1 Pregnancy

- 8.2 Lactation
- 8.3 Females and Males of Reproductive Potential
- 8.4 Pediatric Use

### 10 OVERDOSAGE

### 11 DESCRIPTION

### 12 CLINICAL PHARMACOLOGY

- 12.1 Mechanism of Action
- 12.2 Pharmacodynamics
- 12.3 Pharmacokinetics

### 13 NONCLINICAL TOXICOLOGY

- 13.1 Carcinogenesis, Mutagenesis, Impairment of Fertility

### 14 CLINICAL STUDIES

### 16 HOW SUPPLIED/STORAGE AND HANDLING

### 17 PATIENT COUNSELING INFORMATION

\*Sections or subsections omitted from the full prescribing information are not listed.

## FULL PRESCRIBING INFORMATION

### 1 INDICATIONS AND USAGE

FENSOLVI® is indicated for the treatment of pediatric patients 2 years of age and older with central precocious puberty (CPP).

### 2 DOSAGE AND ADMINISTRATION

#### 2.1 Dosing Information

FENSOLVI must be administered by a healthcare provider.

The dose of FENSOLVI is 45 mg administered by subcutaneous injection once every six months.

Discontinue FENSOLVI treatment at the appropriate age of onset of puberty.

#### 2.2 Monitoring

Monitor response to FENSOLVI with a GnRH agonist stimulation test, basal serum luteinizing hormone (LH) levels or serum concentration of sex steroid levels at 1 to 2 months following initiation of therapy and as needed to confirm adequate suppression of pituitary gonadotropins, sex steroids, and progression of secondary sexual characteristics. Measure height (for calculation of growth velocity) every 3 to 6 months and monitor bone age periodically.

Noncompliance with drug regimen or inadequate dosing may lead to gonadotropins and/or sex steroids increasing above prepubertal levels resulting in inadequate control of the pubertal process. If the dose of FENSOLVI is not adequate, switching to an alternative GnRH agonist for the treatment of CPP with the ability for dose adjustment may be necessary.

#### 2.3 Reconstitution Instructions

Use aseptic technique including gloves for reconstitution and administration. Allow the product to reach room temperature before reconstitution to allow for easier administration. Once reconstituted, the concentration is 45 mg/0.375 mL. Administer the product within 30 minutes or discard.

FENSOLVI is packaged in a carton containing:

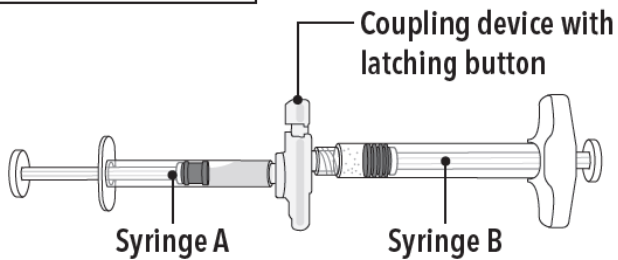
- Tray containing pre-connected syringe system and desiccant pack
- Prescribing information
- Sterile safety needle and cap (located under the tray in carton)

Follow the detailed instructions below to ensure correct preparation of FENSOLVI prior to administration:

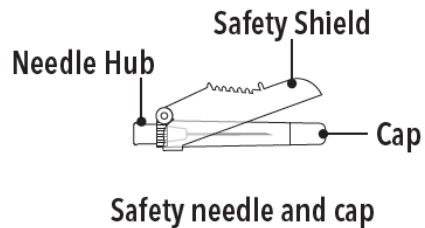
### Step 1

On a clean field open the tray by tearing off the foil from the corner and remove the contents. Discard the desiccant pack. Remove the pre-connected syringe system from the tray. Open the sterile safety needle package by peeling back the paper tab. **Note:** Syringe A and Syringe B should not be lined-up yet. The product should only be administered with the co-packaged, sterile safety needle.

#### Tray Contents



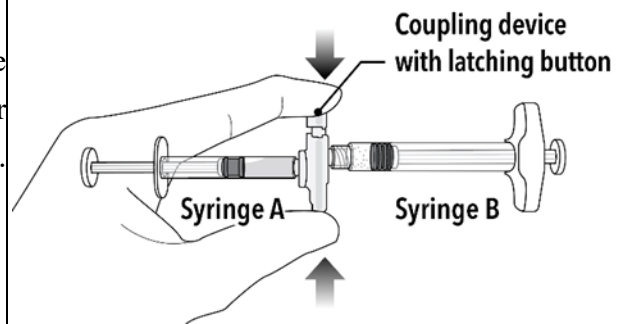
#### Under the Tray



### Step 2

Grasp the latching button on the coupling device with your finger and thumb and press until you hear a snapping sound. The two syringes will be aligned.

Do not bend the pre-connected syringe system.

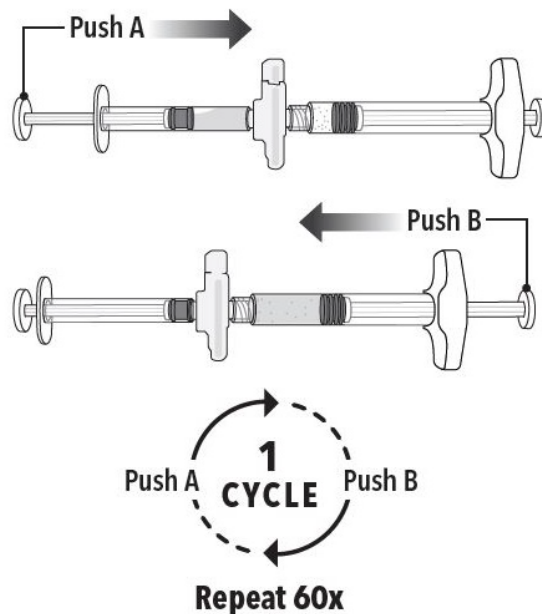


### Step 3

Holding the syringes in a horizontal position, transfer the liquid contents of Syringe A into the leuprolide acetate powder contained in Syringe B. **Thoroughly mix the product for 60 cycles by pushing the contents back and forth between both syringes to obtain a uniform suspension.**

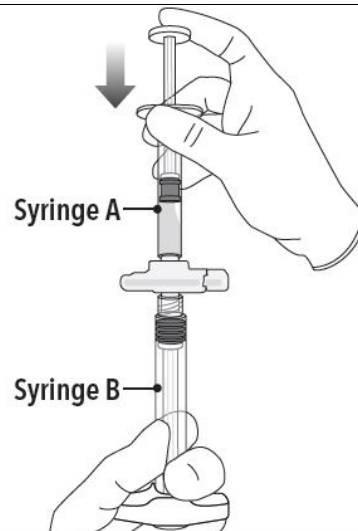
- A cycle is one push of the Syringe A plunger and one push of the Syringe B plunger.
- When thoroughly mixed, the suspension will appear colorless to pale yellow.

**Note:** Product must be mixed as described; shaking will NOT provide adequate mixing. Do not bend.



#### Step 4

After mixing, hold the syringes vertically (upright) with Syringe B (wide syringe) on the bottom. The syringes should remain securely coupled. Transfer all of the mixed product into Syringe B by depressing the Syringe A plunger and slightly withdrawing the Syringe B plunger.

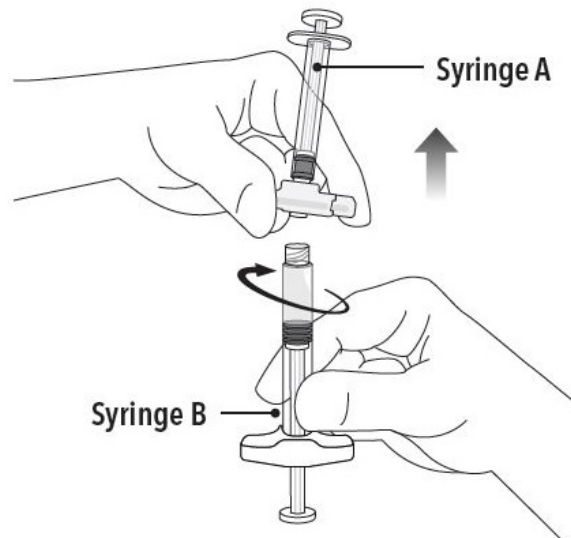


#### Step 5

While ensuring the Syringe A plunger is fully pushed down, hold the coupling device and unscrew Syringe B. This will disconnect Syringe B from the coupling device. Syringe A will remain attached to the coupling device.

**Note:** Small air bubbles will remain in the formulation – this is acceptable.

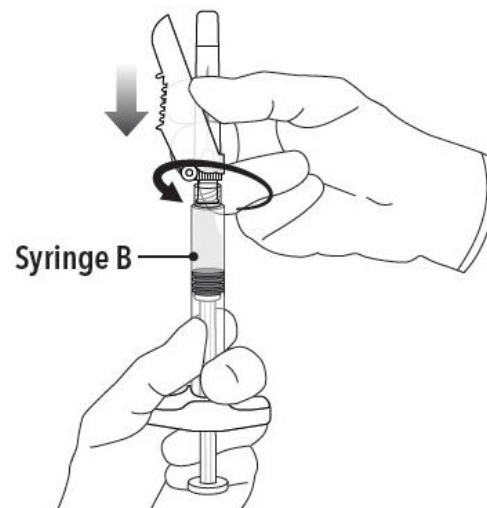
**Do not purge the air bubbles from Syringe B as product may be lost!**



#### Step 6

Continue to hold Syringe B upright with the open end at the top. Hold back the white plunger on Syringe B to prevent loss of the product, and attach the safety needle and cap (the safety needle is located under the tray). Gently screw clockwise with approximately a three-quarter turn until the safety needle and cap are secure.

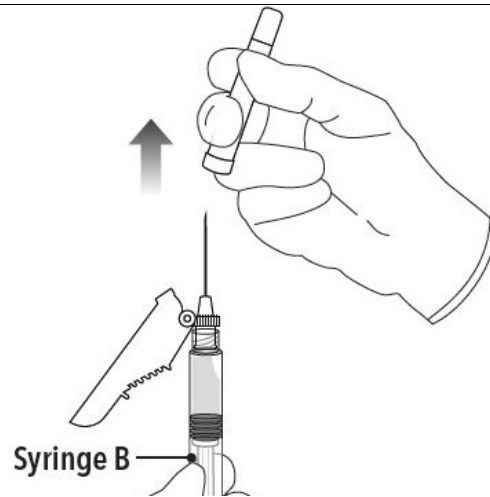
**Do not overtighten, as the needle hub may become damaged which could result in leakage of the product during injection.** The safety shield may also be damaged if the safety needle and cap are screwed with too much force.



**Step 7**

Move the safety shield away from the needle and towards the syringe.

Pull off the cap immediately prior to administration.



**Note: Should the needle hub appear to be damaged, or leak, do not use the product. If the needle hub is damaged or leakage is observed, use a new FENSOLVI carton.**

**2.4 Administration Instructions**

1. Select an injection site on the abdomen, upper buttocks, or another location with adequate amounts of subcutaneous tissue that does not have excessive pigment, nodules, lesions, or hair and hasn't recently been used.
2. Cleanse the injection-site area with an alcohol swab (not enclosed).
3. Using the thumb and forefinger, grab and bunch the area of skin around the injection site.

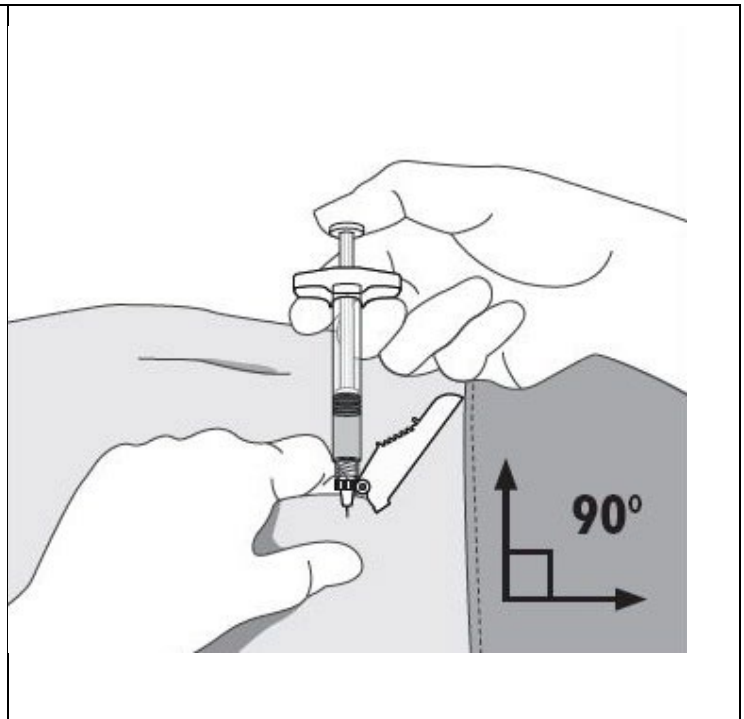


4. Using your dominant hand, insert the needle quickly at a 90° angle to the skin surface. The depth of penetration will depend on the amount and fullness of the subcutaneous tissue and the length of the needle. After the needle is inserted, release the skin.

5. Inject the drug using a slow, steady push and press down on the plunger until the syringe is empty.

**Make sure all the drug has been injected before removing the needle.**

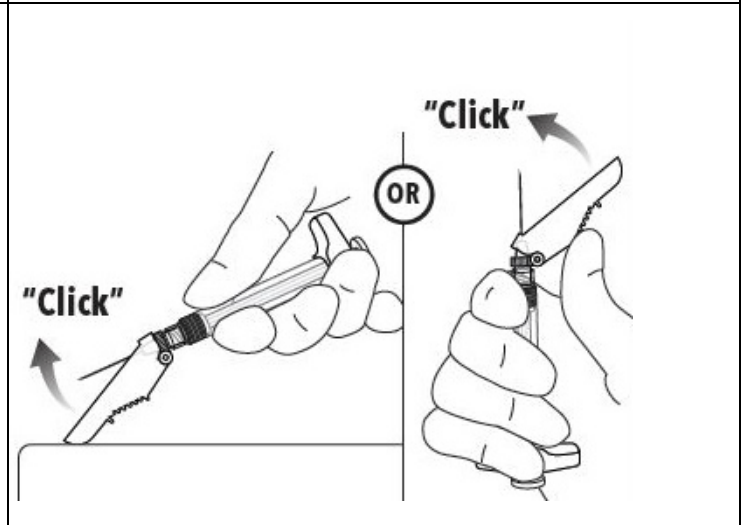
6. Withdraw the needle quickly at the same 90° angle used for insertion.



7. Immediately following the withdrawal of the needle, activate the safety shield using a finger/thumb or flat surface and push until it completely covers the needle tip and locks into place.

8. An audible and tactile “click” verifies a locked position.

9. Check to confirm the safety shield is fully engaged. Discard all components safely in an appropriate biohazard container.



### 3 DOSAGE FORMS AND STRENGTHS

For injectable suspension, 45 mg of leuprolide acetate.

Each FENSOLVI carton contains:

- Pre-connected syringe system consisting of syringe A and syringe B connected using a coupling device.
  - Syringe A contains diluent for reconstitution (in situ polymeric extended release technology) in a prefilled syringe.
  - Syringe B contains 45 mg lyophilized leuprolide acetate powder in a single-dose prefilled syringe.
- Sterile safety needle and cap
- Desiccant
- Prescribing information

### 4 CONTRAINDICATIONS

- Hypersensitivity to GnRH, GnRH agonists or any of the components of FENSOLVI. Anaphylactic reactions to synthetic GnRH or GnRH agonists have been reported [see *Adverse Reactions (6.2)*].
- Pregnancy: FENSOLVI may cause fetal harm [see *Use in Specific Populations (8.1)*].

### 5 WARNINGS AND PRECAUTIONS

#### 5.1 Initial Rise of Gonadotropins and Sex Steroid Levels

During the early phase of therapy, gonadotropins and sex steroids rise above baseline because of the initial stimulatory effect of the drug [see *Clinical Pharmacology (12.2)*]. Therefore, an increase in clinical signs and symptoms of puberty including vaginal bleeding may be observed during the first weeks of therapy or after subsequent doses [see *Adverse Reactions (6)*]. Instruct patients and caregivers to notify the physician if these symptoms continue beyond the second month after FENSOLVI administration.

#### 5.2 Psychiatric Events

Psychiatric events have been reported in patients taking GnRH agonists, including leuprolide acetate. Postmarketing reports with this class of drugs include symptoms of emotional lability, such as crying, irritability, impatience, anger, and aggression. Monitor for development or worsening of psychiatric symptoms during treatment with FENSOLVI [see *Adverse Reactions (6.1, 6.2)*].

#### 5.3 Convulsions

Postmarketing reports of convulsions have been observed in patients receiving GnRH agonists, including leuprolide acetate. These included patients with a history of seizures, epilepsy, cerebrovascular disorders, central nervous system anomalies or tumors, and patients on concomitant medications that have been associated with convulsions such as bupropion and SSRIs. Convulsions have also been reported in patients in the absence of any of the conditions mentioned above [see *Adverse Reactions (6.2)*].

#### 5.4 Severe Cutaneous Adverse Reactions

Severe cutaneous adverse reactions (SCAR) have been reported in patients receiving GnRH agonists, including leuprolide products [see *Adverse Reactions (6.2)*]. These reactions include Stevens-Johnson syndrome/toxic epidermal necrolysis (SJS/TEN), drug reaction with eosinophilia and systemic symptoms (DRESS), and acute generalized exanthematous pustulosis (AGEP), including cases with visceral involvement and/or requiring skin grafts.

Monitor patients for signs and symptoms of SCARs such as fever, flu-like symptoms, mucosal lesions, progressive skin rash or lymphadenopathy. Advise patients and caregivers of the signs and symptoms of SCARs.

If a SCAR is suspected, interrupt FENSOLVI. Consult a healthcare provider with expertise in the diagnosis and management of SCARs. If a diagnosis of SCARs is confirmed, permanently discontinue FENSOLVI.

## 5.5 Pseudotumor Cerebri (Idiopathic Intracranial Hypertension)

Pseudotumor cerebri (idiopathic intracranial hypertension) have been reported in pediatric patients receiving GnRH agonists, including leuprolide acetate. Monitor patients for signs and symptoms of pseudotumor cerebri, including headache, papilledema, blurred vision, diplopia, loss of vision, pain behind the eye or pain with eye movement, tinnitus, dizziness, and nausea [see *Adverse Reactions (6.2)*].

## 6 ADVERSE REACTIONS

The following serious adverse reactions are described here and elsewhere in the label:

- Initial rise in gonadotropin and sex steroid levels [see *Warnings and Precautions (5.1)*]
- Psychiatric Events [see *Warnings and Precautions (5.2)*]
- Convulsions [see *Warnings and Precautions (5.3)*]
- Severe Cutaneous Adverse Reactions [see *Warnings and Precautions (5.4)*]
- Pseudotumor Cerebri (Idiopathic Intracranial Hypertension) [see *Warnings and Precautions (5.5)*]

### 6.1 Clinical Trials Experience

Because clinical studies are conducted under widely varying conditions, adverse reaction rates observed in the clinical trials of a drug cannot be directly compared to rates in the clinical trials of another drug and may not reflect the rates observed in practice.

FENSOLVI was evaluated in an uncontrolled, open-label, single-arm clinical trial in which 64 pediatric patients with CPP received at least one dose of FENSOLVI. The age ranged from 4 to 9 years at start of treatment; 62 patients were female and 2 were male; 53% White; 23% Black; 8% American Indian or Alaska Native; 5% Asian; 2% Native Hawaiian or Other Pacific Islander. 56% of the subjects self-identified as Hispanic or Latino ethnicity. Adverse reactions that occurred in  $\geq 5\%$  of patients are shown in Table 1.

**Table 1: Adverse Reactions Occurring in  $\geq 5\%$  of Patients Treated with FENSOLVI in an Open-Label, Single-Arm Trial**

Adverse Reactions	% of Patients (N=64)
Injection site pain	31
Nasopharyngitis	22
Pyrexia	17
Headache	16
Cough	13
Abdominal pain	9
Injection site erythema	9
Nausea	8
Constipation	6
Vomiting	6
Upper respiratory tract infection	6
Bronchospasm	6
Productive cough	6

Adverse Reactions	% of Patients (N=64)
Hot flush	5

## Other Adverse Reactions:

### *Psychiatric*

Emotional disorder (2%) and irritability (2%)

## 6.2 Postmarketing Experience

The following adverse reactions have been identified during post-approval use of FENSOLVI or GnRH agonists. Because these reactions are reported voluntarily from a population of uncertain size, it is not always possible to reliably estimate their frequency or establish a causal relationship to drug exposure.

*Allergic Reactions:* anaphylactic, rash, urticaria, and photosensitivity reactions.

*General:* chest pain, weight increase, weight decrease, decreased appetite, fatigue.

*Laboratory Abnormalities:* decreased WBC.

*Metabolic:* diabetes mellitus.

*Musculoskeletal and Connective Tissue:* arthralgia, epiphysiolysis, muscle spasms, myalgia.

*Neurologic:* neuropathy peripheral, convulsion, paralysis, insomnia, pseudotumor cerebri (idiopathic intracranial hypertension).

*Psychiatric:* emotional lability, such as crying, irritability, impatience, anger and aggression, depression, including rare reports of suicidal ideation and attempt. Many, but not all, of these patients had a history of psychiatric illness or other comorbidities with an increased risk of depression.

*Skin and Subcutaneous Tissue:* injection site reactions including induration and abscess, flushing, hyperhidrosis, erythema multiforme, bullous dermatitis, dermatitis exfoliative, drug reaction with eosinophilia and systemic symptoms, Stevens-Johnson syndrome and toxic epidermal necrolysis, and acute generalized exanthematous pustulosis.

*Reproductive System:* vaginal bleeding, breast enlargement.

*Vascular:* hypertension, hypotension.

*Respiratory:* dyspnea.

## 8 USE IN SPECIFIC POPULATIONS

### 8.1 Pregnancy

#### Risk Summary

FENSOLVI is contraindicated in pregnancy [see *Contraindications (4)*].

FENSOLVI may cause fetal harm based on findings from animal studies and the drug's mechanism of action [see *Clinical Pharmacology (12.1)*]. The available data from published clinical studies and case reports and from the pharmacovigilance database on exposure to leuprolide acetate during pregnancy are insufficient to assess the risk of major birth defects, miscarriage, or adverse maternal or fetal outcomes. Based on animal reproduction studies, leuprolide acetate may be associated with an increased risk of pregnancy complications, including early pregnancy loss and fetal harm. In animal reproduction studies, subcutaneous administration of leuprolide acetate to rabbits during the period of organogenesis caused embryo-fetal toxicity, decreased fetal weights and a dose-

dependent increase in major fetal abnormalities in animals at doses less than the recommended human dose based on body surface area using an estimated daily dose. A similar rat study also showed increased fetal mortality and decreased fetal weights but no major fetal abnormalities at doses less than the recommended human dose based on body surface area using an estimated daily dose (*see Data*).

The estimated background risk of major birth defects and miscarriage for the indicated population is unknown. In the US general population, the estimated background risk of major birth defects and miscarriage in clinically recognized pregnancies is 2% to 4% and 15% to 20%, respectively.

## Data

### *Animal Data*

When administered on day 6 of pregnancy at test dosages of 0.00024 mg/kg, 0.0024 mg/kg, and 0.024 mg/kg (1/3255 to 1/33 of the human dose) to rabbits, leuprolide acetate produced a dose-related increase in major fetal abnormalities. Similar studies in rats failed to demonstrate an increase in fetal malformations. There was increased fetal mortality and decreased fetal weights with the two higher doses of leuprolide acetate in rabbits and with the highest dose (0.024 mg/kg) in rats.

## **8.2 Lactation**

### Risk Summary

There are no data on the presence of leuprolide acetate in either animal or human milk, the effects on the breastfed infants, or the effects on milk production. The developmental and health benefits of breastfeeding should be considered along with the mother's clinical need for FENSOLVI and any potential adverse reactions on the breastfed infant from FENSOLVI or from the underlying maternal condition.

## **8.3 Females and Males of Reproductive Potential**

### Pregnancy Testing

Exclude pregnancy in women of reproductive potential prior to initiating FENSOLVI if clinically indicated [*see Use in Specific Populations (8.1)*].

### Contraception

#### *Females*

FENSOLVI may cause embryo-fetal harm when administered during pregnancy. FENSOLVI is not a contraceptive. If contraception is indicated, advise females of reproductive potential to use a non-hormonal method of contraception during treatment with FENSOLVI [*see Use in Specific Populations (8.1)*].

### Infertility

Based on its pharmacodynamic effects of decreasing secretion of gonadal steroids, fertility is expected to be decreased while on treatment with FENSOLVI. Clinical and pharmacologic studies in adults (>18 years) with leuprolide acetate and similar analogs have shown reversibility of fertility suppression when the drug is discontinued after continuous administration for periods of up to 24 weeks [*see Clinical Pharmacology (12.1)*].

There is no evidence that pregnancy rates are affected following discontinuation of FENSOLVI.

Animal studies (prepubertal and adult rats and monkeys) with leuprolide acetate and other GnRH analogs have shown functional recovery of fertility suppression.



**Table 2: FENSOLVI Delivery System Composition and Reconstituted Product Formulation**

<b>In situ polymeric extended release technology</b>	Polymer	PLG
	Polymer description	Copolymer with hexanediol
	Polymer DL-lactide to glycolide molar ratio	85:15
<b>Reconstituted Product</b>	Polymer delivered	165 mg
	NMP delivered	165 mg
	Leuprolide acetate delivered	45 mg
	Approximate leuprolide free base equivalent	42 mg
	Approximate administered formulation weight	375 mg
	Approximate injection volume	0.375 mL

## 12 CLINICAL PHARMACOLOGY

### 12.1 Mechanism of Action

Leuprolide acetate, a GnRH agonist, acts as a potent inhibitor of gonadotropin secretion (LH and follicle stimulating hormone (FSH)) when given continuously in therapeutic doses. Following an initial stimulation of GnRH receptors, chronic administration of leuprolide acetate results in downregulation of GnRH receptors, reduction in release of LH, FSH and consequent suppression of ovarian and testicular production of estradiol and testosterone respectively. This inhibitory effect is reversible upon discontinuation of drug therapy.

### 12.2 Pharmacodynamics

In the clinical trial evaluating FENSOLVI in pediatric patients with CPP, there was a transient surge in circulating levels of LH, FSH, estradiol and testosterone following the first administration. A decrease in basal and GnRH agonist-stimulated LH and FSH levels along with reductions in basal estradiol and testosterone were observed after repeat administration.

### 12.3 Pharmacokinetics

#### Absorption

After an initial subcutaneous injection of FENSOLVI 45 mg in pediatric patients 4 to 9 years of age with CPP, leuprolide levels peaked 4 hours postdose with a mean  $C_{max}$  of 212.3 ng/mL. Absorption occurred in two phases, a burst phase followed by a plateau phase. The mean plateau serum leuprolide level from 4 to 48 weeks was approximately 0.37 ng/mL with a range of 0.18 to 0.63 ng/mL. There was no accumulation of leuprolide after the second dose.

#### Distribution

The distribution of leuprolide following FENSOLVI administration was not evaluated in pediatric patients. The mean steady-state volume of distribution of leuprolide following intravenous bolus administration to healthy male volunteers was 27 L.

In vitro binding of leuprolide to human plasma proteins ranged from 43% to 49%.

#### Elimination

In healthy male volunteers, a 1 mg bolus of leuprolide administered intravenously revealed that the mean systemic clearance was 8.34 L/h, with a terminal elimination half-life of approximately 3 hours based on a two-compartment model.

## *Metabolism*

In rats and dogs, administration of <sup>14</sup>C-labeled leuprolide was shown to be metabolized to smaller inactive peptides: a pentapeptide (Metabolite I), tripeptides (Metabolites II and III), and a dipeptide (Metabolite IV). These fragments may be further catabolized.

Upon administration with different leuprolide acetate formulations, the major metabolite of leuprolide acetate is a pentapeptide (M-1) metabolite.

### Specific Populations

The pharmacokinetics of FENSOLVI in hepatically and renally impaired pediatric patients have not been determined.

## **13 NONCLINICAL TOXICOLOGY**

### **13.1 Carcinogenesis, Mutagenesis, Impairment of Fertility**

Two-year carcinogenicity studies were conducted with leuprolide acetate in rats and mice. In rats, a dose-related increase of benign pituitary hyperplasia and benign pituitary adenomas was noted at 24 months when the drug was administered subcutaneously at high daily doses (0.6 to 4 mg/kg). There was a significant but not dose-related increase of pancreatic islet-cell adenomas in females and of testicular interstitial cell adenomas in males (highest incidence in the low dose group). In mice, no leuprolide acetate-induced tumors or pituitary abnormalities were observed at a dose as high as 60 mg/kg for two years. Patients have been treated with leuprolide acetate for up to three years with doses as high as 10 mg/day and for two years with doses as high as 20 mg/day without demonstrable pituitary abnormalities. No carcinogenicity studies have been conducted with FENSOLVI.

Mutagenicity studies have been performed with leuprolide acetate using bacterial and mammalian systems. These studies provided no evidence of a mutagenic potential.

## **14 CLINICAL STUDIES**

The efficacy of FENSOLVI was evaluated in an uncontrolled, open-label, single arm clinical trial in which 64 pediatric patients (62 females and 2 males, naïve to previous GnRH agonist treatment) with CPP received at least one dose of FENSOLVI at a dosing interval of 24 weeks and were observed for 12 months. The mean age was 7.5 years (range 4 to 9 years) at the start of treatment. In pediatric patients with CPP, FENSOLVI reduced stimulated and basal gonadotropins to prepubertal levels. Suppression of peak stimulated LH concentrations to <4 IU/L was achieved in 87% of pediatric patients by month 6 and in 86% of patients by month 12. Suppression of estradiol or testosterone concentration to prepubertal levels at the 6-month assessment was achieved in 97% and 100% of patients, respectively. Suppression of estradiol or testosterone was maintained at the 12-month assessment with 98% (55/56 females) and 50% (1/2 males) maintaining suppression. FENSOLVI arrested or reversed progression of clinical signs of puberty with reductions in growth velocity and bone age. Mean growth velocity decreased from  $8.9 \pm 13.1$  cm/yr at 1 month to  $6.9 \pm 3.1$  cm/yr at 6 months and to  $6.4 \pm 1.9$  cm/yr at 12 months.

**Table 3: Reproductive Hormone Levels in Pediatric Patients with CPP Treated with FENSOLVI 45 mg Every 6 Months<sup>a</sup>**

Endpoint <sup>b</sup>	% (n/N) of Patients Achieving Endpoints			
	Month 3	Month 6	Month 9	Month 12
LH levels < 4 IU/L	85 (51/60)	87 (54/62) <sup>c</sup>	85 (50/59)	86 (50/58)
Estradiol levels < 73.4 pmol/L (< 20 pg/mL)	98 (56/57)	97 (58/60)	98 (56/57)	98 (55/56)
Testosterone levels < 1 nmol/L (< 28.4 ng/dL)	100 (2/2)	100 (2/2)	100 (2/2)	50 (1/2)
FSH levels < 2.5 IU/L	62 (37/60)	66 (41/62)	44 (26/59)	55(32/58)

<sup>a</sup>Intent-to-treat Population (N=62)

<sup>b</sup>Post GnRH agonist stimulation

<sup>c</sup>Primary Efficacy Endpoint

Eight female patients out of 62 did not meet the primary efficacy criteria for LH <4 IU/L at 6 months. In four of the eight patients, the LH level at 6 months was between 4.2 and 4.8 IU/L. The remaining four patients had LH levels >5 IU/L. However, post stimulation estradiol was suppressed to prepubertal levels (<20 pg/mL) in seven of the eight patients at month 6 and was maintained through month 12.

## 16 HOW SUPPLIED/STORAGE AND HANDLING

For injectable suspension, 45 mg of leuprolide acetate (NDC 62935-163-60) supplied in a carton that contains:

- Tray containing pre-connected syringe system and desiccant pack
- Prescribing information
- Sterile safety needle and cap (located under the tray in carton)

Store refrigerated at 2°C to 8°C (36°F to 46°F).

Once outside the refrigerator, this product may be stored in its original packaging at room temperature 15°C to 30°C (59°F to 86°F) for up to eight weeks prior to reconstitution and administration.

## 17 PATIENT COUNSELING INFORMATION

Advise the patient to read the FDA-approved patient labeling (Medication Guide).

### *Symptoms After Initial FENSOLVI Administration*

Inform patients and caregivers that during the early phase of therapy with FENSOLVI, gonadotropins and sex steroids rise above baseline because of the initial stimulatory effect of the drug. Therefore, an increase in clinical signs and symptoms of puberty may be observed. Instruct patients and caregivers to notify the physician if these symptoms continue beyond the second month after FENSOLVI administration [see *Warnings and Precautions (5.1)*].

### *Psychiatric Events*

Inform patients and caregivers that psychiatric events have been reported in patients taking GnRH agonists, including leuprolide acetate. Events include emotional lability, such as crying, irritability, impatience, anger, and aggression. Instruct patients and caregivers to monitor for development or worsening of psychiatric symptoms including depression during treatment with FENSOLVI [see *Warnings and Precautions (5.2)*].

### *Convulsions*

Inform patients and caregivers that reports of convulsions have been observed in patients receiving GnRH agonists, including leuprolide acetate. Patients with a history of seizures, epilepsy, cerebrovascular disorders, central nervous system anomalies or tumors, and patients on concomitant medications that have been associated with convulsions may be at increased risk [see *Warnings and Precautions (5.3)*].

### *Severe Cutaneous Adverse Reactions*

Inform patients and/or caregivers that severe cutaneous adverse reactions (SCARs) may occur during treatment with FENSOLVI. Advise patients and/or caregivers to stop FENSOLVI and immediately contact their healthcare provider if they experience signs and symptoms of SCARs [see *Warnings and Precautions (5.4)*].

### *Pseudotumor Cerebri (Idiopathic Intracranial Hypertension)*

Inform patients and caregivers that reports of pseudotumor cerebri (idiopathic intracranial hypertension) have been observed in pediatric patients receiving GnRH agonists, including leuprolide acetate. Advise patients and caregivers to monitor for headache, and vision issues such as blurred vision, double vision, loss of vision, pain behind the eye or pain with eye movement, ringing in the ears, dizziness, and nausea. Advise patients and caregivers to contact their healthcare provider if the patient develops any these symptoms. [see *Warnings and Precautions (5.5)*].

### *Injection Site Reactions*

Inform patients and caregivers that injection site related adverse reactions may occur such as transient burning/stinging, pain, bruising, and redness. Advise patients to contact their healthcare provider if they experience rash or severe injection site reactions [see *Adverse Reactions (6.1)*].

### *Pregnancy*

FENSOLVI is contraindicated in pregnancy. If the patient becomes pregnant while taking the drug, the patient should be informed of the potential risk to the fetus [see *Use in Specific Populations (8.1)*].

### *Compliance with the Dosing Schedule*

Inform caregivers about the importance of adherence to the FENSOLVI dosing schedule of one injection every 24 weeks [see *Dosage and Administration (2.1, 2.2)*].

Manufactured by: Tolmar, Fort Collins, CO 80526

©2025 Tolmar. All rights reserved. Tolmar, FENSOLVI, and associated logos, are trademarks of the Tolmar group.

04006226 Rev. 3 09/2025

**Medication Guide**  
FENSOLVI® (fen-SOL-vee)  
(leuprolide acetate)  
injectable suspension, for subcutaneous use

**What is the most important information I should know about FENSOLVI?**

**FENSOLVI may cause serious side effects, including:**

- In the first few weeks after your child receives their first FENSOLVI injection, FENSOLVI can cause an increase in some hormones. During this time, you may notice more signs of puberty in your child including vaginal bleeding. Call your child's healthcare provider if signs of puberty continue after 2 months of receiving FENSOLVI.
- Some people taking gonadotropin releasing hormone (GnRH) agonists like FENSOLVI have had new or worsened mental (psychiatric) problems. Mental (psychiatric) problems may include emotional symptoms such as:
  - crying
  - irritability
  - restlessness (impatience)
  - anger
  - acting aggressively

**Call your child's healthcare provider right away if your child has any new or worsening emotional symptoms while taking FENSOLVI.**

- Some people taking GnRH agonists like FENSOLVI have had seizures. The risk of seizures may be higher in people who:
  - have a history of seizures
  - have a history of epilepsy
  - have a history of brain tumors or brain vessel (cerebrovascular) problems
  - are taking a medicine that has been associated with seizures such as bupropion or selective serotonin reuptake inhibitors (SSRIs)

Seizures have also happened in people who have not had any of these problems.

**Call your child's healthcare provider right away if your child has a seizure while taking FENSOLVI.**

- Severe cutaneous (skin) adverse reactions can happen during treatment with GnRH agonists like FENSOLVI. **Stop FENSOLVI and call your child's healthcare provider right away if your child has any of the following signs or symptoms during treatment with FENSOLVI:**

<ul style="list-style-type: none"><li>○ skin rash or acne</li><li>○ dry skin</li><li>○ itching</li><li>○ blisters on your skin</li><li>○ redness or swelling of your face, hands, or soles of your feet</li></ul>	<ul style="list-style-type: none"><li>○ blisters or sores in your mouth</li><li>○ peeling of your skin</li><li>○ fever</li><li>○ muscle or joint aches</li><li>○ swollen glands</li></ul>
---	---
- Increased pressure in the fluid around the brain can happen in children taking GnRH agonists medicines including FENSOLVI. Call your child's doctor right away if your child has any of the following symptoms during treatment with FENSOLVI:

<ul style="list-style-type: none"><li>○ headache</li><li>○ eye problems, including blurred vision, double vision and decreased eyesight</li><li>○ eye pain</li></ul>	<ul style="list-style-type: none"><li>○ ringing in the ears</li><li>○ dizziness</li><li>○ nausea</li></ul>
--	--

**What is FENSOLVI?**

- FENSOLVI is a prescription gonadotropin releasing hormone (GnRH) medicine used for the treatment of children with central precocious puberty (CPP).
- It is not known if FENSOLVI is safe and effective in children younger than 2 years of age.

**FENSOLVI should not be received if your child is:**

- **allergic to GnRH, GnRH agonist medicines, or any ingredients in FENSOLVI.** See the end of this Medication Guide for a complete list of ingredients in FENSOLVI.

**Call your child's healthcare provider or get emergency medical help right away if your child gets any of the following symptoms of a serious allergic reaction:**

- |   |  |   |
|---|--|---|
| <ul style="list-style-type: none"><li>○ skin rashes, redness, or swelling</li></ul> | <ul style="list-style-type: none"><li>○ severe itching</li></ul> | <ul style="list-style-type: none"><li>○ hives</li></ul> |
|---|--|---|

- trouble breathing or swallowing
- fast heartbeat
- sweating
- throat tightness, hoarseness
- swelling of face, mouth, and tongue
- dizziness or fainting
- **pregnant or becomes pregnant.** FENSOLVI can cause birth defects or loss of the baby. If your child becomes pregnant, call your healthcare provider.

**Before your child receives FENSOLVI, tell your child’s healthcare provider about all of your child’s medical conditions, including if they:**

- have a history of mental (psychiatric) problems.
- have a history of seizures.
- have a history of epilepsy.
- have a history of brain vessel (cerebrovascular) problems.
- have a history of brain or spinal cord (central nervous system) problems or tumors.
- are breastfeeding or plan to breastfeed. It is not known if FENSOLVI passes into breastmilk.

**Tell your healthcare provider about all the medicines your child takes,** including prescription and over-the-counter medicines, vitamins, and herbal supplements.

**How will your child receive FENSOLVI?**

- FENSOLVI will be given to your child by a healthcare provider.
- FENSOLVI is injected under the skin (subcutaneous) every 6 months.
- Keep all scheduled visits to the healthcare provider. If you miss a scheduled dose, your child may start having signs of puberty again. The healthcare provider will do regular exams and blood tests to check for signs of puberty.

**What are the possible side effects of FENSOLVI?**

**FENSOLVI may cause serious side effects.** See “What is the most important information I should know about FENSOLVI?”

The most common side effects of FENSOLVI include:

- |   |                                     |   |
|---|-------------------------------------|---|
| ● injection site pain   | ● abdominal pain                    | ● sudden shortness of breath or wheezing (bronchospasm)   |
| ● nasal congestion, sore throat, and runny nose (nasopharyngitis) | ● nausea                            | ● productive cough  |
| ● fever (pyrexia)   | ● constipation                      | ● sudden strong feelings of heat and sweating (hot flush) |
| ● headache  | ● vomiting                          |   |
| ● cough   | ● upper respiratory tract infection |   |

These are not all the possible side effects of FENSOLVI. Call your healthcare provider for medical advice about side effects. You may report side effects to FDA at 1-800-FDA-1088.

**General information about the safe and effective use of FENSOLVI.**

Medicines are sometimes prescribed for purposes other than those listed in a Medication Guide. You can ask your pharmacist or healthcare provider for information about FENSOLVI that is written for health professionals.

**What are the ingredients in FENSOLVI?**

**Active ingredient:** leuprolide acetate.

**Inactive ingredients:** poly (DL-lactide-co-glycolide) and N-methyl-2-pyrrolidone.

Manufactured by:  
Tolmar, Fort Collins, CO 80526

©2025 Tolmar  
For more information, go to [www.fensolvi.com](http://www.fensolvi.com) or call 1-888-FENSOLVI (1-888-336-7658).

04006226 Rev. 3 09/2025

This Medication Guide has been approved by the U.S. Food and Drug Administration  
Revised: 09/2025

## INSTRUCTIONS FOR USE

Follow the detailed instructions below to ensure correct preparation of Fensolvi prior to administration:

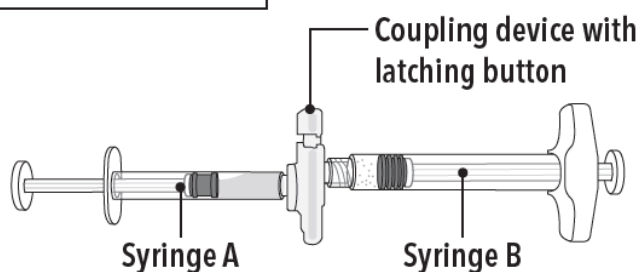
### Step 1

Use aseptic technique including gloves for reconstitution and administration. Allow the product to reach room temperature before reconstitution to allow for easier administration. Administer the product within 30 minutes or discard.

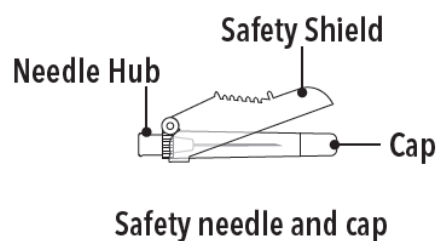
On a clean field open the tray by tearing off the foil from the corner and remove the contents. Discard the desiccant pack. Remove the pre-connected syringe system from the tray. Open the sterile safety needle package by peeling back the paper tab. **Note:** Syringe A and Syringe B should not be lined-up yet.

The product should only be administered with the co-packaged, sterile safety needle.

#### Tray Contents



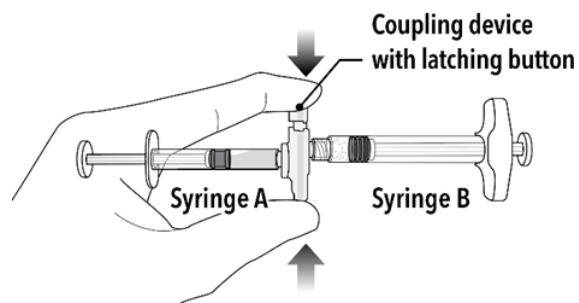
#### Under the Tray



### Step 2

Grasp the latching button on the coupling device with your finger and thumb and press until you hear a snapping sound. The two syringes will be aligned.

Do not bend the pre-connected syringe system.

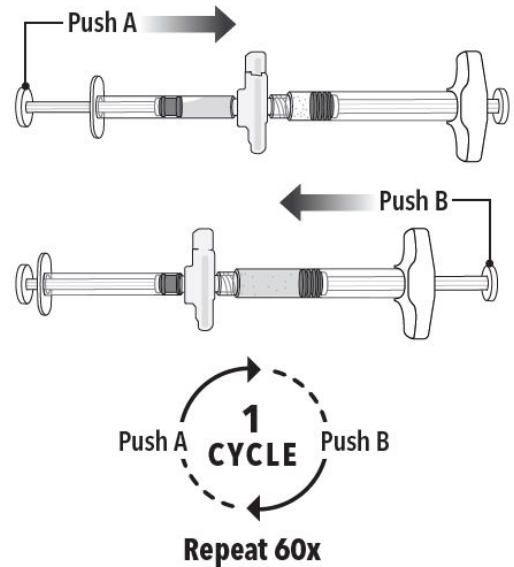


### Step 3

Holding the syringes in a horizontal position, transfer the liquid contents of Syringe A into the leuprolide acetate powder contained in Syringe B. **Thoroughly mix the product for 60 cycles by pushing the contents back and forth between both syringes to obtain a uniform suspension.**

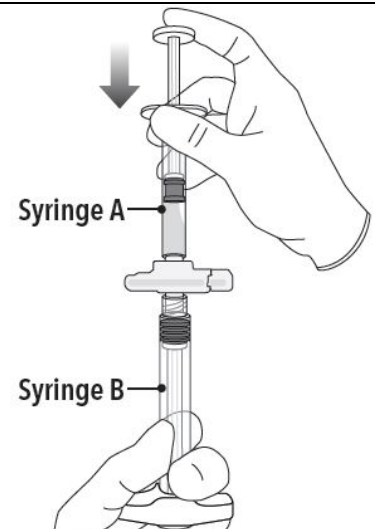
- A cycle is one push of the Syringe A plunger and one push of the Syringe B plunger.
- When thoroughly mixed, the suspension will appear colorless to pale yellow.

**Note:** Product must be mixed as described; shaking will NOT provide adequate mixing. Do not bend.



### Step 4

After mixing, hold the syringes vertically (upright) with Syringe B (wide syringe) on the bottom. The syringes should remain securely coupled. Transfer all of the mixed product into Syringe B by depressing the Syringe A plunger and slightly withdrawing the Syringe B plunger.

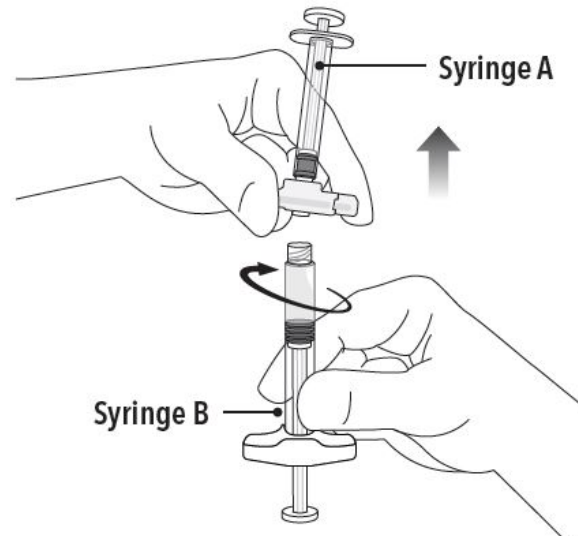


### Step 5

While ensuring the Syringe A plunger is fully pushed down, hold the coupling device and unscrew Syringe B. This will disconnect Syringe B from the coupling device. Syringe A will remain attached to the coupling device.

**Note:** Small air bubbles will remain in the formulation – this is acceptable.

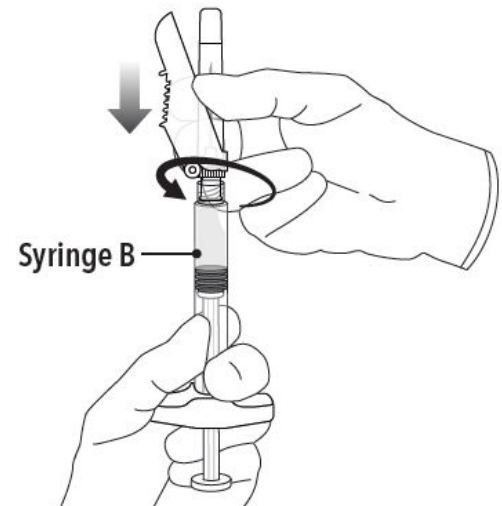
**Do not purge the air bubbles from Syringe B as product may be lost!**



### Step 6

Continue to hold Syringe B upright with the open end at the top. Hold back the white plunger on Syringe B to prevent loss of the product, and attach the safety needle and cap (the safety needle is located under the tray). Gently screw clockwise with approximately a three-quarter turn until the safety needle and cap are secure.

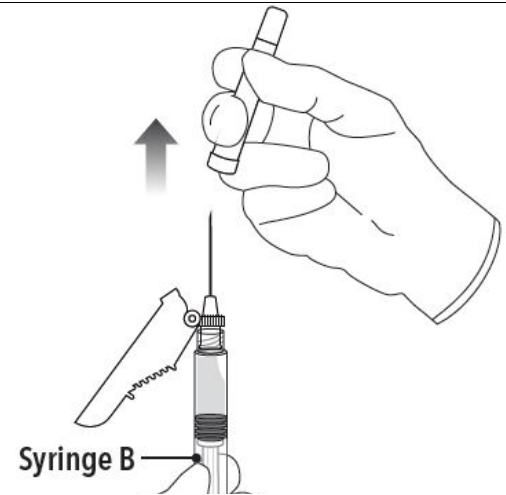
**Do not overtighten, as the needle hub may become damaged which could result in leakage of the product during injection.** The safety shield may also be damaged if the safety needle and cap are screwed with too much force.



**Step 7**

Move the safety shield away from the needle and towards the syringe.

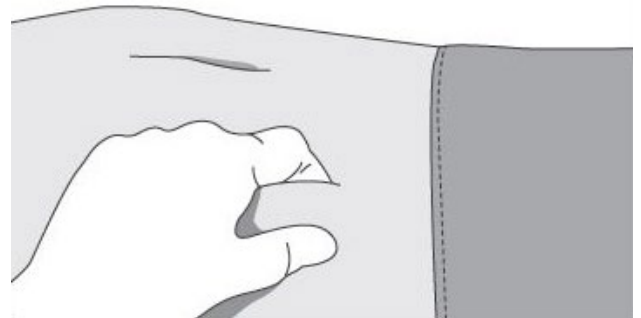
Pull off the cap immediately prior to administration.



Note: Should the needle hub appear to be damaged, or leak, do not use the product. If the needle hub is damaged or leakage is observed, use a new FENSOLVI carton.

**Follow the detailed instructions below to ensure correct administration of FENSOLVI:**

1. Select an injection site on the abdomen, upper buttocks, or another location with adequate amounts of subcutaneous tissue that does not have excessive pigment, nodules, lesions, or hair and hasn't recently been used.
2. Cleanse the injection-site area with an alcohol swab (not enclosed).
3. Using the thumb and forefinger, grab and bunch the area of skin around the injection site.

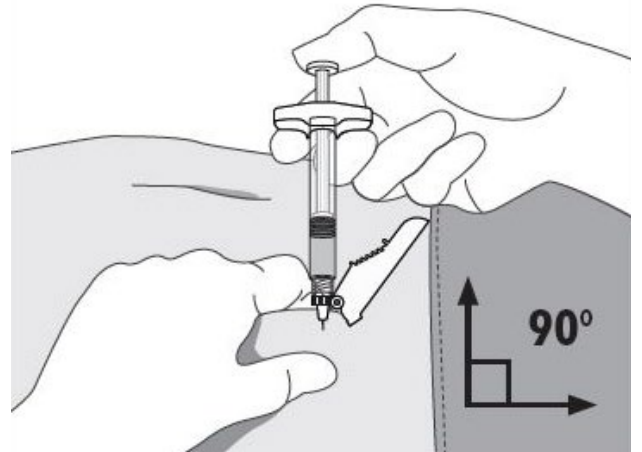


4. Using your dominant hand, insert the needle quickly at a 90° angle to the skin surface. The depth of penetration will depend on the amount and fullness of the subcutaneous tissue and the length of the needle. After the needle is inserted, release the skin.

5. Inject the drug using a slow, steady push and press down on the plunger until the syringe is empty.

**Make sure all the drug has been injected before removing the needle.**

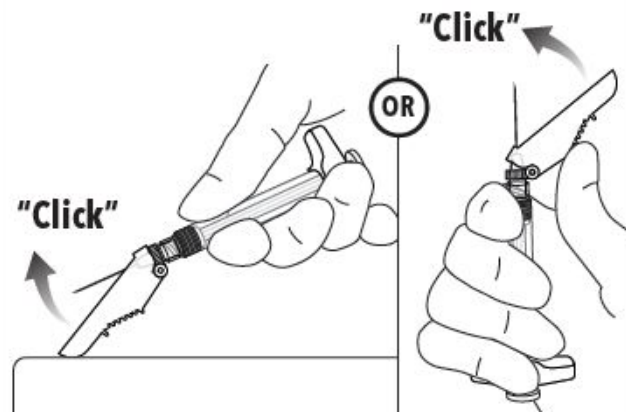
6. Withdraw the needle quickly at the same 90° angle used for insertion.



7. Immediately following the withdrawal of the needle, activate the safety shield using a finger/thumb or flat surface and push until it completely covers the needle tip and locks into place.

8. An audible and tactile “click” verifies a locked position.

9. Check to confirm the safety shield is fully engaged. Discard all components safely in an appropriate biohazard container.



©2024 Tolmar

Manufactured by: Tolmar, Fort Collins, CO 80526

04006226 Rev. 2 10/2024