

HIGHLIGHTS OF PRESCRIBING INFORMATION

These highlights do not include all the information needed to use XROMI safely and effectively. See full prescribing information for XROMI.

XROMI (hydroxyurea) oral solution

Initial U.S. Approval: 1967

WARNING: MYELOSUPPRESSION and MALIGNANCIES

See full prescribing information for complete boxed warning.

- **Myelosuppression:** XROMI may cause severe myelosuppression. Do not give if bone marrow function is markedly depressed. Monitor blood counts at baseline and throughout treatment. Interrupt treatment and reduce dose as necessary (5.1).
- **Malignancies:** Hydroxyurea is carcinogenic. Advise sun protection and monitor patients for malignancies (5.3).

INDICATIONS AND USAGE

- XROMI is an antimetabolite indicated to reduce the frequency of painful crises and reduce the need for blood transfusions in pediatric patients 6 months of age and older with sickle cell anemia with recurrent moderate to severe painful crises. (1)

DOSAGE AND ADMINISTRATION

- Initial dose: 15 mg/kg orally once daily. Monitor the patient's blood count every two weeks. (2.1)
- The dose may be increased by 5 mg/kg/day every 8 to 12 weeks until a maximum tolerated dose or 35 mg/kg/day is reached if blood counts are in an acceptable range. (2.1)
- The dose is not increased if blood counts are below the acceptable range and toxic. Discontinue XROMI until hematologic recovery if blood counts are considered toxic. Treatment may be resumed after reducing the dose by 2.5 mg/kg/day to 5 mg/kg/day from the dose associated with hematological toxicity. (2.1)
- Renal impairment: Reduce the dose of XROMI by 50% in patients with creatinine clearance less than 60 mL/min. (2.2, 8.6, 12.3)

DOSAGE FORMS AND STRENGTHS

- Oral Solution: 100 mg/mL in a 148 mL multiple-dose bottle. (3)

CONTRAINDICATIONS

- In patients who have demonstrated a previous hypersensitivity to hydroxyurea or any other component of its formulation. (4)

WARNINGS AND PRECAUTIONS

- Hemolytic anemia: Monitor blood counts throughout treatment. If hemolysis persists, discontinue XROMI. (5.2)
- Embryo-Fetal toxicity: Can cause fetal harm. Advise of potential risk to a fetus and use of effective contraception. (5.4, 8.1, 8.3)
- Vasculitic toxicities: Institute treatment and discontinue XROMI if this occurs. (5.5)
- Live Vaccinations: Avoid live vaccine use in a patient taking XROMI. (5.6)
- Risks with concomitant use of antiretroviral drugs: Pancreatitis, hepatotoxicity, and neuropathy have occurred. Monitor for signs and symptoms in patients with HIV infection using antiretroviral drugs; discontinue XROMI and implement treatment. (5.7)

ADVERSE REACTIONS

Most common adverse reactions (incidence > 5%) are neutropenia, thrombocytopenia, and papular rash. (6)

To report SUSPECTED ADVERSE REACTIONS, contact Rare Disease Therapeutics, Inc. at 844-472-7389 or FDA at 1-800-FDA-1088 or www.fda.gov/medwatch.

DRUG INTERACTIONS

- Antiretroviral drug. (7.1)
- Laboratory Test Interference. (7.2)

See 17 for PATIENT COUNSELING INFORMATION and FDA-approved patient labeling.

Revised: 12/2024

FULL PRESCRIBING INFORMATION: CONTENTS*

WARNING: MYELOSUPPRESSION AND MALIGNANCIES

1 INDICATIONS AND USAGE

2 DOSAGE AND ADMINISTRATION

- 2.1 Recommended Dosage
- 2.2 Administration Instructions
- 2.3 Dosage Modifications in Renal Impairment

3 DOSAGE FORMS AND STRENGTHS

4 CONTRAINDICATIONS

5 WARNINGS AND PRECAUTIONS

- 5.1 Myelosuppression
- 5.2 Hemolytic Anemia
- 5.3 Malignancies
- 5.4 Embryo-Fetal Toxicity with Unapproved Use in Adolescents and Adults
- 5.5 Vasculitic Toxicities
- 5.6 Live Vaccinations
- 5.7 Risks with Concomitant Use of Antiretroviral Drugs
- 5.8 Macrocytosis
- 5.9 Pulmonary Toxicity
- 5.10 Laboratory Test Interference

6 ADVERSE REACTIONS

- 6.1 Clinical Trials Experience
- 6.2 Post marketing Experience

7 DRUG INTERACTIONS

- 7.1 Increased Toxicity with Concomitant Use of

Antiretroviral Drugs

- 7.2 Laboratory Test Interference

8 USE IN SPECIFIC POPULATIONS

- 8.1 Pregnancy
- 8.2 Lactation
- 8.3 Females and Males of Reproductive Potential
- 8.4 Pediatric Use
- 8.6 Renal Impairment
- 8.7 Hepatic Impairment

10 OVERDOSAGE

11 DESCRIPTION

12 CLINICAL PHARMACOLOGY

- 12.1 Mechanism of Action
- 12.2 Pharmacodynamics
- 12.3 Pharmacokinetics

13 NONCLINICAL TOXICOLOGY

- 13.1 Carcinogenesis, Mutagenesis, Impairment of Fertility

14 CLINICAL STUDIES

15 REFERENCES

16 HOW SUPPLIED/STORAGE AND HANDLING

- 16.1 How Supplied
- 16.2 Storage
- 16.3 Handling and Disposal

17 PATIENT COUNSELING INFORMATION

*Sections or subsections omitted from the full prescribing information are not listed.

FULL PRESCRIBING INFORMATION

WARNING: MYELOSUPPRESSION and MALIGNANCIES

- **Myelosuppression:** XROMI may cause severe myelosuppression. Do not give if bone marrow function is markedly depressed. Monitor blood counts at baseline and throughout treatment. Interrupt treatment and reduce dose as necessary [see [Warnings and Precautions \(5.1\)](#)].
- **Malignancies:** Hydroxyurea is carcinogenic. Advise sun protection and monitor patients for malignancies [see [Warnings and Precautions \(5.3\)](#)].

1 INDICATIONS AND USAGE

XROMI is indicated to reduce the frequency of painful crises and reduce the need for blood transfusions in pediatric patients 6 months of age and older with sickle cell anemia with recurrent moderate to severe painful crises.

2 DOSAGE AND ADMINISTRATION

2.1 Recommended Dosage

The recommended XROMI dosage in pediatric patients aged 6 months and older is described in Table 1.

Table 1. Dosing Recommendation Based on Blood Count

Dosing Regimen	Dose	Dose modification criteria	Monitoring parameters
Initial Recommended dosing	15 mg/kg/day (rounded to nearest 10 mg) orally as a single dose once daily based on the patient's actual body weight.		Monitor the patient's complete blood count (CBC) with differential and reticulocyte count every 2 weeks while adjusting dosage [see Warnings and Precautions (5.1)].
Dosing Adjustment Based on Blood Counts in the acceptable range	Increase dose 5 mg/kg/day every 8 to 12 weeks. Maximal dose: 35 mg/kg/day.* *Maximal dose is the highest dose that does not produce toxic blood counts over 24 consecutive weeks.	Increase dose only if blood counts are in an acceptable range. Do not increase if myelosuppression occurs.	Target Blood Counts Absolute neutrophil count (ANC) 1 to 3 x 10 ⁹ /L and platelets at least 80 x 10 ⁹ /L
Dosing Adjustment Based on Blood Counts below acceptable range	Do not increase dose.	If blood counts are considered toxic, discontinue XROMI until hematologic recovery.	Blood Counts Toxic Range <ul style="list-style-type: none"> • ANC less than 1 x 10⁹/L • Platelets less than 80 x 10⁹/L • Hemoglobin 20% decrease from baseline or hemoglobin less than 4.5 g/dL • Reticulocytes less than 80, x10⁹/L if the hemoglobin concentration is less than 9 g/dL.
Dosing after Hematologic Recovery	If hematologic toxicity resolved within 1 week, restart at the same XROMI dose. If hematologic toxicity persisted for more than 1 week or occurred twice in a 3 month period, reduce dose by 5 mg/kg/day.		Once a stable dose is established, monitor CBC with differential and reticulocyte count every 4 weeks for 2 months and then as clinically indicated.

Caregivers must be able to follow directions regarding drug administration and their monitoring and care.

If a dose of XROMI is missed at the scheduled time, the patient should take the missed dose as soon as possible once it is noticed, but only on the same day. If this is not possible, the patient should skip the dose and continue with the next dose as prescribed.

The patient should not take two doses to make up for a missed dose.

Fetal hemoglobin (HbF) levels may be used to evaluate the efficacy of XROMI in clinical use. Obtain HbF levels every three to four months. Monitor for an increase in HbF of at least two-fold over the baseline value.

XROMI causes macrocytosis, which may mask the incidental development of folic acid deficiency. Prophylactic administration of folic acid is recommended.

2.2 Administration Instructions

XROMI is for oral use. See Instructions for Use for details on preparation and administration of XROMI for oral solution.

Do not shake.

Two oral dosing syringes (one oral dosing syringe graduated to 3 mL and one oral dosing syringe graduated to 10 mL) are provided for accurate measurement of the prescribed dose of the oral solution. It is recommended that the healthcare professional advises the caregiver which oral dosing syringe to use to ensure that the correct volume is administered.

The smaller 3 mL oral dosing syringe, marked from 0.5 mL to 3 mL, is for measuring doses of less than or equal to 3 mL. This oral dosing syringe should be recommended for doses less than or equal to 3 mL (each graduation of 0.1 mL contains 10 mg of hydroxyurea).

The larger 10 mL oral dosing syringe, marked 1 mL to 10 mL, is for measuring doses of more than 3 mL. This oral dosing syringe should be recommended for doses greater than 3 mL (each graduation of 0.25 mL contains 25 mg of hydroxyurea).

XROMI may be taken with or after meals at any time of the day but caregivers should standardize the method of administration and time of day.

XROMI is a hazardous drug. Follow applicable special handling and disposal procedures [see [References \(15\)](#)].

2.3 Dosage Modifications in Renal Impairment

Reduce the dose of XROMI by 50% in patients with creatinine clearance of less than 60 mL/min or with end-stage renal disease (ESRD) [see [Use in Specific Populations \(8.6\)](#) and [Clinical Pharmacology \(12.3\)](#)]. Creatinine clearance were obtained using 24-hour urine collection.

Table 2. Creatinine Clearance

Creatinine Clearance (mL/ min)	Recommended XROMI Initial Dose
Greater than or equal to 60	15 mg/kg once daily
Less than 60 or ESRD*	7.5 mg/kg once daily

* On dialysis days, administer XROMI to patients with ESRD following hemodialysis

Monitor the hematologic parameters closely in these patients.

3 DOSAGE FORMS AND STRENGTHS

Oral solution: 100 mg/mL clear colorless to pale yellow liquid in a multiple-dose amber bottle.

4 CONTRAINDICATIONS

XROMI is contraindicated in patients:

- who have demonstrated a previous hypersensitivity to hydroxyurea or any other component of its formulation [see [Adverse Reactions \(6\)](#)].

5 WARNINGS AND PRECAUTIONS

5.1 Myelosuppression

Hydroxyurea causes severe myelosuppression. Do not initiate treatment with XROMI in patients if bone marrow function is markedly depressed. Bone marrow suppression may occur, and leukopenia is generally its first and most common manifestation. Thrombocytopenia and anemia occur less often and are seldom seen without a preceding leukopenia.

Some patients, treated at the recommended initial dose of 15 mg/kg/day, have experienced severe or life-threatening myelosuppression.

Evaluate hematologic status (CBC, reticulocyte count) prior to and every 2 weeks during dose-escalation period of XROMI treatment. Once a stable dose of XROMI is achieved, monitor every 4 weeks. Provide supportive care and modify dose or discontinue XROMI as needed. Recovery from myelosuppression is usually rapid when therapy is interrupted [*see [Dosage and Administration \(2.1\)](#)*].

5.2 Hemolytic Anemia

Cases of hemolytic anemia in patients treated with hydroxyurea for myeloproliferative diseases have been reported [*see [Adverse Reactions \(6.1\)](#)*]. Patients who develop acute jaundice or hematuria in the presence of persistent or worsening of anemia should have laboratory tests evaluated for hemolysis (e.g., measurement of serum lactate dehydrogenase, haptoglobin, reticulocyte, unconjugated bilirubin levels, urinalysis, and direct and indirect antiglobulin [Coombs] tests). In the setting of confirmed diagnosis of hemolytic anemia and in the absence of other causes, discontinue XROMI.

5.3 Malignancies

Hydroxyurea is a human carcinogen. In patients receiving long-term hydroxyurea for myeloproliferative disorders (a condition for which XROMI is not approved), secondary leukemia has been reported.

Secondary leukemia has also been reported in patients treated with long-term hydroxyurea for sickle cell anemia. Leukemia has also been reported in patients with sickle cell anemia and no prior history of treatment with hydroxyurea.

All patients using XROMI should be followed up on a long-term basis with regular blood counts to detect development of leukemia.

Skin cancer has also been reported in patients receiving long-term hydroxyurea. Advise protection from sun exposure and monitor for the development of secondary malignancies.

5.4 Embryo-Fetal Toxicity with Unapproved Use in Adolescents and Adults

Based on the mechanism of action and findings in animals, XROMI can cause fetal harm when administered to a pregnant woman. Hydroxyurea was embryotoxic and teratogenic in rats and rabbits at doses 0.8 times and 0.3 times, respectively, the maximum recommended human daily dose on a mg/m² basis.

5.5 Vasculitic Toxicities

Cutaneous vasculitic toxicities, including vasculitic ulcerations and gangrene, have occurred in patients with myeloproliferative disorders during therapy with hydroxyurea. These vasculitic toxicities were reported most often in patients with a history of, or currently receiving, interferon therapy. If cutaneous vasculitic ulcers occur, institute treatment and discontinue XROMI.

5.6 Live Vaccinations

Avoid use of live vaccines in patients taking XROMI. Concomitant use of XROMI with a live virus vaccine may potentiate the replication of the virus and/or may increase the adverse reaction of the vaccine because normal defense mechanisms may be suppressed by XROMI. Vaccination with live vaccines in a patient receiving XROMI may result in severe infection [*see [Drug Interactions \(7.2\)](#)*]. Patient's antibody response to vaccines may be decreased. Consider consultation with a specialist.

5.7 Risks with Concomitant Use of Antiretroviral Drugs

Pancreatitis, hepatotoxicity, and peripheral neuropathy have occurred when hydroxyurea was administered concomitantly with antiretroviral drugs, including didanosine and stavudine [*see [Drug Interactions \(7.1\)](#)*].

5.8 Macrocytosis

XROMI may cause macrocytosis, which is self-limiting, and is often seen early in the course of treatment. The morphologic change resembles pernicious anemia, but is not related to vitamin B₁₂ or folic acid deficiency. This may mask the diagnosis of pernicious anemia. Prophylactic administration of folic acid is recommended.

5.9 Pulmonary Toxicity

Interstitial lung disease including pulmonary fibrosis, lung infiltration, pneumonitis, and alveolitis/allergic alveolitis (including fatal cases) have been reported in patients treated for myeloproliferative neoplasm. Safety and effectiveness have not been established for the use of XROMI in the treatment of myeloproliferative neoplasms and the use is not approved by the FDA. Monitor patients developing pyrexia, cough, dyspnea, or other respiratory symptoms frequently, investigate and treat promptly. Discontinue XROMI and manage with corticosteroids [see [Adverse Reactions \(6.1\)](#)].

5.10 Laboratory Test Interference

Interference with uric acid, urea, or lactic acid assays is possible, rendering falsely elevated results of these in patients treated with hydroxyurea [see [Drug Interactions \(7.2\)](#)].

Hydroxyurea may falsely elevate sensor glucose results from certain continuous glucose monitoring (CGM) systems and may lead to hypoglycemia if sensor glucose results are relied upon to dose insulin.

If a patient using a CGM is to be prescribed hydroxyurea, consult with the CGM prescriber about alternative glucose monitoring methods [see [Drug Interactions \(7.2\)](#)].

6 ADVERSE REACTIONS

The following clinically significant adverse reactions are described in detail in other labeling sections:

- Myelosuppression [see [Warnings and Precautions \(5.1\)](#)]
- Hemolytic anemia [see [Warnings and Precautions \(5.2\)](#)]
- Malignancies [see [Warnings and Precautions \(5.3\)](#)]
- Vasculitic toxicities [see [Warnings and Precautions \(5.5\)](#)]
- Live vaccinations [see [Warnings and Precautions \(5.6\)](#)]
- Risks with concomitant use of antiretroviral drugs [see [Warnings and Precautions \(5.7\)](#)]
- Macrocytosis [see [Warnings and Precautions \(5.8\)](#)]
- Pulmonary toxicity [see [Warnings and Precautions \(5.9\)](#)]

6.1 Clinical Trials Experience

Because clinical trials are conducted under widely varying conditions, adverse reaction rates observed in the clinical trials of a drug cannot be directly compared to rates in the clinical trials of another drug and may not reflect the rates observed in practice.

The safety of XROMI was evaluated in 32 pediatric patients aged 10 months -16 years with sickle cell anemia in a single-arm, open-label, prospective, multi-center, pharmacokinetic, safety and efficacy study (HUPK study). Only adverse reactions associated with the use of XROMI in pediatric patients aged 10 months to less than 2 years are presented.

The most frequently reported adverse reactions in HUPK study (>33%) were neutropenia and thrombocytopenia [see Table 3].

Table 3. Adverse Reactions Reported in Pediatric Patients Aged 10 Months and Older Enrolled in HUPK

	10 Months– <2 Years	2 – <6 Years	6 – <18 Years	Overall
<i>Adverse Reactions</i>	(n=6) %	(n=16) %	(n=10) %	(n=32) %
<i>Neutropenia</i>	3 (50)	1 (6)	0	4 (13)
<i>Thrombocytopenia</i>	2 (33)	1 (6)	0	3 (9)
<i>Diarrhea</i>	1 (17)	0	0	1 (3)
<i>GGT Increased</i>	0	0	1 (10)	1 (3)
<i>Absolute Reticulocyte Count Decreased</i>	1 (17)	0	0	1 (3)
<i>Alopecia</i>	0	1 (6)	0	1 (3)
<i>Nail Discolouration</i>	0	0	1 (10)	1 (3)

<i>Rash</i>	0	0	1 (10)	1 (3)
<i>Rash Papular</i>	0	1 (6)	1 (10)	2 (6)

6.2 Postmarketing Experience

The following adverse reactions have been identified during post-approval use of hydroxyurea. Because these reactions are reported voluntarily from a population of uncertain size, it is not always possible to reliably estimate their frequency.

- Reproductive System and Breast disorders: azoospermia, and oligospermia
- Gastrointestinal disorders: stomatitis, nausea, vomiting, diarrhea, and constipation
- Metabolism and Nutrition disorders: anorexia
- Skin and subcutaneous tissue disorders: maculopapular rash, skin ulceration, cutaneous lupus erythematosus, dermatomyositis-like skin changes, peripheral and facial erythema, hyperpigmentation, nail hyperpigmentation, atrophy of skin and nails, scaling, violet papules, and alopecia
- Renal and urinary disorders: dysuria, elevations in serum uric acid, blood urea nitrogen (BUN), and creatinine levels
- Nervous system disorders: headache, dizziness, drowsiness, disorientation, hallucinations, and convulsions
- General disorders: fever, chills, malaise, edema, and asthenia
- Hepatobiliary disorders: elevation of hepatic enzymes, cholestasis, and hepatitis
- Respiratory disorders: diffuse pulmonary infiltrates, dyspnea, and pulmonary fibrosis, interstitial lung disease, pneumonitis, alveolitis, allergic alveolitis and cough
- Immune disorders: systemic lupus erythematosus
- Hypersensitivity: Drug-induced fever (pyrexia) (>39°C, >102°F) requiring hospitalization has been reported concurrently with gastrointestinal, pulmonary, musculoskeletal, hepatobiliary, dermatological or cardiovascular manifestations. Onset typically occurred within 6 weeks of initiation and resolved upon discontinuation of hydroxyurea. Upon re-administration fever reoccurred typically within 24 hours.
- Blood and lymphatic system disorders: hemolytic anemia

7 DRUG INTERACTIONS

7.1 Increased Toxicity with Concomitant Use of Antiretroviral Drugs

Pancreatitis

In patients with HIV infection during therapy with hydroxyurea and didanosine, with or without stavudine, fatal and nonfatal cases of pancreatitis have occurred. Hydroxyurea is not indicated for the treatment of HIV infection; however, if patients with HIV infection are treated with hydroxyurea, and in particular, in combination with didanosine and/or stavudine, close monitoring for signs and symptoms of pancreatitis is recommended. Permanently discontinue therapy with hydroxyurea in patients who develop signs and symptoms of pancreatitis.

Hepatotoxicity

Hepatotoxicity and hepatic failure resulting in death have been reported during postmarketing surveillance in patients with HIV infection treated with hydroxyurea and other antiretroviral drugs. Fatal hepatic events were reported most often in patients treated with the combination of hydroxyurea, didanosine, and stavudine. Avoid this combination.

Peripheral Neuropathy

Peripheral neuropathy, which was severe in some cases, has been reported in patients with HIV infection receiving hydroxyurea in combination with antiretroviral drugs, including didanosine, with or without stavudine.

7.2 Laboratory Test Interference

Interference with Uric Acid, Urea, or Lactic Acid Assays

Studies have shown that there is an analytical interference of hydroxyurea with the enzymes (urease, uricase, and lactate dehydrogenase) used in the determination of urea, uric acid, and lactic acid, rendering falsely elevated results of these in patients treated with hydroxyurea.

Interference with Continuous Glucose Monitoring Systems

Hydroxyurea may falsely elevate sensor glucose results from certain continuous glucose monitoring (CGM) systems and may lead to hypoglycemia if sensor glucose results are relied upon to dose insulin.

If a patient using a CGM is to be prescribed hydroxyurea, consult with the CGM prescriber about alternative glucose monitoring methods.

8 USE IN SPECIFIC POPULATIONS

8.1 Pregnancy

Risk Summary

XROMI can cause fetal harm based on findings from animal studies and the drug's mechanism of action [see [Clinical Pharmacology \(12.1\)](#)]. There are no data with XROMI use in pregnant women to inform a drug-associated risk. In animal reproduction studies, administration of hydroxyurea to pregnant rats and rabbits during organogenesis produced embryotoxic and teratogenic effects at doses 0.8 times and 0.3 times, respectively, the maximum recommended human daily dose on a mg/m² basis (see [Data](#)). Advise women of the potential risk to a fetus and to avoid becoming pregnant while being treated with XROMI.

In the U.S. general population, the estimated background risk of major birth defects and miscarriage in clinically recognized pregnancies is 2%–4% and 15%–20%, respectively.

Data

Animal Data

Hydroxyurea has been demonstrated to be a potent teratogen in a wide variety of animal models, including mice, hamsters, cats, miniature swine, dogs, and monkeys at doses within 1-fold of the human dose given on a mg/m² basis. Hydroxyurea is embryotoxic and causes fetal malformations (partially ossified cranial bones, absence of eye sockets, hydrocephaly, bipartite sternbrae, missing lumbar vertebrae) at 180 mg/kg/day (about 0.8 times the maximum recommended human daily dose on a mg/m² basis) in rats and at 30 mg/kg/day (about 0.3 times the maximum recommended human daily dose on a mg/m² basis) in rabbits. Embryotoxicity was characterized by decreased fetal viability, reduced live litter sizes, and developmental delays. Hydroxyurea crosses the placenta. Single doses of ≥375 mg/kg (about 1.7 times the maximum recommended human daily dose on a mg/m² basis) to rats caused growth retardation and impaired learning ability.

8.2 Lactation

Risk Summary

It is not known whether XROMI is excreted in human milk, the effects of XROMI on the breastfed child, or the effects of XROMI on milk production. Because of the potential for serious adverse reactions in a breastfed child from XROMI, including carcinogenicity, advise patients not to breastfeed during treatment with XROMI.

8.3 Females and Males of Reproductive Potential

Pregnancy Testing

Verify the pregnancy status of females of reproductive potential prior to initiating XROMI therapy.

Contraception

Females

XROMI can cause fetal harm when administered to a pregnant woman [see [Use in Specific Populations \(8.1\)](#)]. Advise females of reproductive potential to use effective contraception during and after treatment with XROMI for at least 6 months after therapy. Advise females to immediately report pregnancy.

Males

XROMI may damage spermatozoa and testicular tissue, resulting in possible genetic abnormalities. Males with female sexual partners of reproductive potential should use effective contraception during and after treatment with XROMI for at least 1 year after therapy [see [Nonclinical Toxicology \(13.1\)](#)].

Infertility

Males

Based on findings in animals and humans, male fertility may be compromised by treatment with XROMI. Azoospermia or oligospermia, sometimes reversible, has been observed in men. Inform male patients about the possibility of sperm conservation before the start of therapy [see [Nonclinical Toxicology \(13.1\)](#)].

8.4 Pediatric Use

The safety and effectiveness of XROMI have been established in pediatric patients aged 6 months and older with sickle cell anemia with recurrent moderate to severe painful crises. Use of XROMI in these age groups is supported by evidence from a pharmacokinetic, efficacy and safety study, in which 32 pediatric patients ages 6 months to <18 years were enrolled. Among the 32 pediatric patients treated with XROMI, 6 were infants (6 months – 2 years), 16 children (2-6 years) and 10 were adolescents (6-18 years) [see [Clinical Studies \(14\)](#)].

Continuous follow-up of the growth of treated children is recommended.

8.6 Renal Impairment

The exposure to XROMI is higher in patients with creatinine clearance of less than 60 mL/min. Reduce dosage and closely monitor the hematologic parameters when XROMI is to be administered to these patients [see [Dosage and Administration \(2.2\)](#) and [Clinical Pharmacology \(12.3\)](#)].

8.7 Hepatic Impairment

There are no data that support specific guidance for dosage adjustment in patients with hepatic impairment. Close monitoring of hematologic parameters is advised in these patients.

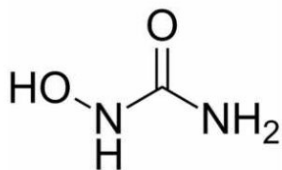
10 OVERDOSAGE

Acute mucocutaneous toxicity and neutropenia has been reported in patients receiving hydroxyurea at doses several times above the therapeutic dose. Soreness, violet erythema, oedema on palms and soles followed by scaling of hand and feet, severe generalized hyperpigmentation of the skin and stomatitis have been observed.

11 DESCRIPTION

XROMI (hydroxyurea) is available for oral use as oral solution containing 100 mg/mL hydroxyurea. Inactive ingredients include methyl parahydroxybenzoate, purified water, sodium hydroxide, strawberry flavor, sucralose, and xanthan gum.

Hydroxyurea is a white to off-white crystalline powder. It is hygroscopic and freely soluble in water, but practically insoluble in alcohol. The empirical formula is $\text{CH}_4\text{N}_2\text{O}_2$ and it has a molecular weight of 76.05. Its structural formula is:



12 CLINICAL PHARMACOLOGY

12.1 Mechanism of Action

The precise mechanism by which hydroxyurea produces its cytotoxic and cytoreductive effects is not known. However, various studies support the hypothesis that hydroxyurea causes an immediate inhibition of DNA synthesis by acting as a ribonucleotide reductase inhibitor, without interfering with the synthesis of ribonucleic acid or of protein.

The mechanisms by which XROMI produces its beneficial effects in patients with sickle cell anemia are uncertain. Known pharmacologic effects of XROMI that may contribute to its beneficial effects include increasing HbF levels in red blood cells (RBCs), decreasing neutrophils, increasing the water content of RBCs, increasing deformability of sickled cells, and altering the adhesion of RBCs to endothelium.

12.2 Pharmacodynamics

In pediatric patients treated with hydroxyurea for up to 15 months, the ratio of fetal hemoglobin to total hemoglobin was 25%, 23.6% and 11.2% at the end of the study, representing a change from baseline increase of 9%, 148% and 167% in patients aged 6 months to <2 years, 2 to <6 years and 6 to <18 years, respectively.

12.3 Pharmacokinetics

Absorption

Following oral administration of XROMI, hydroxyurea reaches peak plasma concentrations in 0 to 2 hours. Mean peak plasma concentrations and AUCs increase more than proportionally with increase of dose.

Effect of Food

There are no data on the effect of food on the absorption of hydroxyurea.

Distribution

Hydroxyurea distributes throughout the body with a volume of distribution approximating total body water. Hydroxyurea concentrates in leukocytes and erythrocytes.

Elimination

Metabolism

Up to 60% of an oral dose undergoes conversion through saturable hepatic metabolism and a minor pathway of degradation by urease found in intestinal bacteria.

Excretion

In patients with sickle cell anemia, the mean cumulative urinary recovery of hydroxyurea was about 40% of the administered dose.

Specific Populations

Renal Impairment

The effect of renal impairment on the pharmacokinetics of hydroxyurea was assessed in adult patients with sickle cell anemia and renal impairment. Patients with normal renal function (creatinine clearance [CrCl] >80 mL/min), mild (CrCl 50-80 mL/min), moderate (CrCl =30-<50 mL/min), or severe (<30 mL/min) renal impairment received a single oral dose of 15 mg/kg hydroxyurea. Creatinine clearance values were obtained using 24-hour urine collections. Patients with ESRD received two doses of 15 mg/kg separated by 7 days; the first was given following a 4-hour hemodialysis session, the second prior to hemodialysis. The exposure to hydroxyurea (mean AUC) in patients with CrCl <60 mL/min and those with ESRD was 64% higher than in patients with normal renal function (CrCl >60 mL/min) [see [Dosage and Administration \(2.2\)](#) and [Use in Specific Populations \(8.6\)](#)].

Pediatric Patients

The model estimated steady state exposures (AUC) in pediatric patients receiving a daily dose of 15 mg/kg is lower in patients aged 6 months to <2 years and 2 to <6 years by 40% and 28 % compared to adults receiving the same dose while the exposures in 6 to < 18 year old patients are similar to adult exposures. (XROMI is not approved for use in adults).

13 NONCLINICAL TOXICOLOGY

13.1 Carcinogenesis, Mutagenesis, Impairment of Fertility

Conventional long-term studies to evaluate the carcinogenic potential of hydroxyurea have not been performed. However, intraperitoneal administration of 125 to 250 mg/kg hydroxyurea (about 0.6-1.2 times the maximum recommended human oral daily dose on a mg/m² basis) thrice weekly for 6 months to female rats increased the incidence of mammary tumors in rats surviving to 18 months compared to control. Hydroxyurea is mutagenic *in vitro* to bacteria, fungi, protozoa, and mammalian cells. Hydroxyurea is clastogenic *in vitro* (hamster cells, human lymphoblasts) and *in vivo* (SCE assay in rodents, mouse micronucleus assay). Hydroxyurea causes the transformation of rodent embryo cells to a tumorigenic phenotype [see [Warnings and Precautions \(5.3, 5.4\)](#)].

Hydroxyurea administered to male rats at 60 mg/kg /day (about 0.3 times the maximum recommended human daily dose on a mg/m² basis) produced testicular atrophy, decreased spermatogenesis and significantly reduced their ability to impregnate females [see [Use in Specific Populations \(8.3\)](#)].

14 CLINICAL STUDIES

The effectiveness of XROMI has been established for the indication, “to reduce the frequency of painful crises and to reduce the need for blood transfusions in pediatric patients aged 6 months and older with sickle cell anemia with recurrent moderate to severe painful crises” based on an adequate and well-controlled study of hydroxyurea capsules in adult patients with sickle cell anemia with recurrent moderate to severe pain crises and additional pharmacokinetic data from a single-arm, open-label study of XROMI in pediatric patients aged 10 months to less than 18 years with sickle cell anemia, who were treatment naïve or had not received hydroxyurea in the 6 months prior to enrollment: HUPK study [see [Adverse Reactions \(6.1\)](#)].

15 REFERENCES

OSHA Hazardous Drugs. OSHA. <http://www.osha.gov/SLTC/hazardousdrugs/index.html>

16 HOW SUPPLIED/STORAGE AND HANDLING

16.1 How Supplied

XROMI (hydroxyurea) 100 mg/mL is a colorless to pale yellow liquid supplied in an Amber type III glass bottle with tamper evident child-resistant closure (HDPE with expanded polyethylene liner) containing 148 mL of oral solution.

Each carton NDC 62484-0015-5 contains 1 bottle XROMI NDC 62484-0015-4, an LDPE bottle adaptor and 2 oral dosing syringes (one oral dosing syringe graduated to 3 mL and one oral dosing syringe graduated to 10 mL).

16.2 Storage

Store XROMI between 2°C to 8°C (35°F to 46°F) excursions permitted to 25°C (77°F) for up to 72 hours. Keep the bottle tightly closed to protect the integrity of the product and minimize the risk of accidental spillage. **Do not freeze.**

Use within 12 weeks after initially opening the bottle. Discard unused XROMI remaining after 12 weeks of first opening the bottle.

16.3 Handling and Disposal

XROMI is a hazardous drug. Follow applicable special handling and disposal procedures [*see [References \(15\)](#)*].

Anyone handling XROMI should wash their hands before and after administering a dose. To decrease the risk of exposure, parents and caregivers should wear disposable gloves when handling XROMI. To minimize air bubbles, the bottle should not be shaken prior to dosing. XROMI contact with skin or mucous membrane must be avoided. If XROMI comes into contact with skin or mucosa, it should be washed immediately and thoroughly with soap and water. Spillages must be wiped immediately with a damp disposable towel and discarded in a closed container, such as a plastic bag. The spill areas should be cleaned three times using a detergent solution followed by clean water. If contact with XROMI occurs in the eye(s), flush the eye(s) thoroughly with water or isotonic eyewash designated for that purpose for at least 15 minutes. Parents / caregivers should be advised to keep hydroxyurea out of the sight and reach of children. Accidental ingestion can be lethal for children.

Oral dosing syringes should be rinsed and washed with cold or warm water and dried completely before the next use. Store oral dosing syringes in a hygienic place with the medicine.

17 PATIENT COUNSELING INFORMATION

Advise the caregiver to read the FDA-approved patient labeling (Instructions for Use and Medication Guide).

- There is a risk of myelosuppression. Emphasize the importance of monitoring blood counts every two weeks throughout the duration of therapy to caregivers of patients taking XROMI [*see [Warnings and Precautions \(5.1\)](#)*]. Advise caregivers to report signs and symptoms of infection or bleeding in patients immediately.
- Advise caregivers of the risk of hemolytic anemia. Advise caregivers that the patient will have blood tests to evaluate for this if they develop persistent anemia. [*see [Warnings and Precautions \(5.2\)](#)*].
- Advise caregivers that there is a risk of cutaneous vasculitic toxicities and secondary malignancies including leukemia. Advise use of sun protection [*see [Warnings and Precautions \(5.3, 5.5\)](#)*].
- Advise caregivers to inform the patient's healthcare provider if they have received or are planning to receive vaccinations while taking XROMI as this may result in a severe infection [*see [Warnings and Precautions \(5.6\)](#)*].
- Advise females of reproductive potential of the potential risk to a fetus should they become pregnant while taking XROMI. Advise patients to inform their healthcare provider of a known or suspected pregnancy. Advise females and males of reproductive potential to use contraception during and after treatment with XROMI [*see [Warnings and Precautions \(5.4\)](#) and [Use in Specific Populations \(8.1, 8.3\)](#)*].
- Advise females to discontinue breastfeeding during treatment with XROMI [*see [Use in Specific Populations \(8.2\)](#)*].
- Advise male patients of potential risk to fertility.
- Advise patients with HIV infection to contact their physician for signs and symptoms of pancreatitis, hepatic events, and peripheral neuropathy [*see [Warnings and Precautions \(5.7\)](#)*].
- Advise caregivers of patients to notify their healthcare provider if they are using a continuous glucose monitoring system while taking XROMI [*see [Warnings and Precautions \(5.9\)](#)*]. Advise caregivers of the symptoms of potential pulmonary toxicity and instruct them to seek prompt medical attention for the patient in the event of pyrexia, cough, dyspnea, or other respiratory symptoms [*see [Warnings and Precautions \(5.9\)](#)*].

Because XROMI package includes two oral dosing syringes, advise patients on which oral dosing syringe they should use.

Manufactured by:
Nova Laboratories Ltd
Leicester
LE18 4YL
United Kingdom

Manufactured for:
Rare Disease Therapeutics, Inc.
2550 Meridian Blvd., Suite 150
Franklin, Tennessee 37067
www.raretx.com

Part Number: D001427/1

MEDICATION GUIDE

XROMI® (ex-ro-mee)
(hydroxyurea)
oral solution

What is the most important information I should know about XROMI?

XROMI can cause serious side effects including:

- **Low blood cell counts are common with XROMI, including low red blood cells, white blood cells, and platelets, and can be severe and life-threatening. If your child's white blood cell count becomes very low, your child is at increased risk for infection.** Your child's healthcare provider will check your child's blood cell counts before and during treatment with XROMI. Your child's healthcare provider may change your child's dose or tell your child to stop taking XROMI if your child has low blood cell counts. Tell your child's healthcare provider right away if your child gets any of the following symptoms:
 - fever or chills
 - body aches
 - feeling very tired
 - shortness of breath
 - bleeding or unexplained bruising
- **Hemolytic Anemia**, the fast breakdown of red blood cells, has happened in people who take XROMI. Tell your child's healthcare provider if your child develops yellowing of their skin (jaundice) or blood in their urine. Your child's healthcare provider may do blood tests if your child has persistent or worsening anemia not related to sickle cell anemia.
- **Cancer.** Some people have developed cancer, such as leukemia and skin cancer, after taking XROMI for a long time. Your child's healthcare provider will check your child for cancer. You should protect your child's skin from the sun using sunblock, hats, and sun-protective clothing.
- **XROMI can harm an unborn baby.**

Females taking XROMI who can become pregnant should:

- avoid becoming pregnant during treatment with XROMI.
- talk with your healthcare provider about the risks of XROMI to your unborn baby.
- use effective birth control during treatment with XROMI and for at least 6 months after treatment.
- expect that their healthcare provider will perform a pregnancy test before they start treatment with XROMI.
- tell their healthcare provider right away if you become pregnant or think you may be pregnant.

For males taking XROMI:

If your child has a female sexual partner who can become pregnant, your child should use effective birth control during treatment with XROMI and for at least 6 months after treatment.

XROMI may cause fertility problems in males. Talk to your child's healthcare provider if this is a concern for you.

What is XROMI?

XROMI is a prescription medicine that is used to reduce the frequency of painful crises and reduce the need for blood transfusions in pediatric patients 6 months of age and older with sickle cell anemia with recurrent moderate to severe painful crises.

XROMI is not for use in adults.

It is not known if XROMI is safe and effective in children less than 6 months old.

Your child should not take XROMI if your child is allergic to hydroxyurea or any of the ingredients in XROMI. See the end of this Medication Guide for a list of the ingredients in XROMI.

Before taking XROMI, tell your healthcare provider about all of your medical conditions, including if you:

- have kidney problems or are receiving hemodialysis.
- have liver problems.
- have human immunodeficiency virus (HIV) or take HIV medicines. **Taking XROMI with certain HIV medicines can cause serious reactions and may lead to death. Tell your healthcare provider if you take an HIV medicine.**
- have increased levels of uric acid in your blood (hyperuricemia).
- have a history of receiving interferon therapy or are currently receiving interferon therapy.
- have leg wounds or ulcers.
- plan to receive any vaccinations. You should not receive "live vaccines" during treatment with XROMI.
- are pregnant or plan to become pregnant. See "**What is the most important information I should know about XROMI?**"
- are breastfeeding or plan to breastfeed. It is not known if XROMI can pass into your breast milk. Do not breastfeed during treatment with XROMI.
- are using a continuous glucose monitor (CGM) to test your blood glucose. Hydroxyurea may affect your sensor glucose results and may lead to low blood sugar (hypoglycemia). Talk to the healthcare provider that prescribed your CGM about whether it is safe to use while you are taking XROMI.

Tell your child's healthcare provider about all the medicines your child takes, including prescription and over-the-counter medicines, vitamins, and herbal supplements.

How should your child take XROMI?

Read the Instructions for Use that comes with XROMI for information about the right way to measure and give a dose of XROMI. If you have any questions, talk to your child's healthcare provider or pharmacist.

- Administer XROMI exactly as your child's healthcare provider tells you to administer it. XROMI is taken 1 time a day at the same time each day.
- Administer XROMI with or after meals. Administer XROMI the same way each day.
- Drink some water after each dose of XROMI.
- If your child takes too much XROMI, call your child's healthcare provider or go to the nearest hospital emergency room.
- If you miss a dose of XROMI, call your healthcare provider for advice.
- **XROMI oral solution should be handled with care. To decrease the risk of exposure, caregivers should do the following when handling XROMI:**
 - Wear disposable gloves when handling oral dosing syringes or bottles containing XROMI.
 - Wash your hands with soap and water before and after handling oral dosing syringes or bottles containing XROMI.
 - Avoid contact with the oral solution. If contact with the oral solution happens on the skin, wash the skin area right away and thoroughly with soap and water. If contact with the oral solution happens in the eyes, flush the eyes thoroughly with water and isotonic eyewash used for that purpose for at least 15 minutes.
 - If the oral solution is spilled, wipe it up right away with a damp disposable towel. Throw the damp disposable towel away in a closed container such as a plastic bag. The spill area should then be cleaned up using a detergent solution followed by clean water.
- During treatment with XROMI, your child's healthcare provider will do blood tests regularly to check your child's blood cell counts and liver function. Your healthcare provider may change your child's dose if you have side effects.

What are the possible side effects of XROMI?

XROMI may cause serious side effects, including:

See **"What is the most important information I should know about XROMI?"**

- **Skin ulcers and death of tissue (gangrene)** have happened in people who take XROMI. This has happened most often in people who receive interferon therapy or have a history of interferon therapy. Your child's healthcare provider will decrease your dose or stop treatment with XROMI if your child develops any skin ulcers.
- **Enlarged red blood cells (macrocytosis).** Macrocytosis is common in people who take XROMI and can make it difficult to detect a decrease of folic acid. Your child's healthcare provider may prescribe a folic acid supplement for your child.
- **Respiratory (breathing) problems.** Some people have developed life-threatening respiratory conditions called interstitial lung disease. Your child's healthcare provider may tell your child to stop taking XROMI if your child develops respiratory problems. Tell your child's healthcare provider right away if your child gets any of the following symptoms:
 - fever
 - cough
 - shortness of breath

The most common side effects of XROMI include:

- low blood levels of a type of white blood cell (neutropenia)
- low blood levels of platelets (thrombocytopenia)
- raised bumps on the skin (papular rash)

These are not all the possible side effects of XROMI.

Call your child's doctor for medical advice about side effects. You may report side effects to FDA at 1-800-FDA-1088.

How should I store XROMI?

- XROMI comes in a bottle with a child-resistant cap.
- Refrigerate XROMI between 35°F to 46°F (2°C to 8°C). **Do not freeze.**
- XROMI comes in a bottle with a child-resistant cap. Keep bottle tightly closed.
- Store the XROMI bottle and oral dosing syringe in a clean place.
- XROMI oral solution should be used within 12 weeks after opening the bottle. Dispose of (throw away) any unused medicine and the dosing syringes after 12 weeks.
- Do not use after the expiration date on the carton and bottle.

Keep XROMI and all medicines out of the reach of children.

General information about the safe and effective use of XROMI

Medicines are sometimes prescribed for purposes other than those listed in a Medication Guide. Do not use XROMI for a condition for which it was not prescribed. Do not give XROMI to other people, even if they have the same symptoms your child has. It may harm them. You can ask your child's healthcare provider or pharmacist for information about XROMI that is written for health professionals.

What are the ingredients of XROMI?**Active ingredient:** hydroxyurea**Inactive ingredients:** methyl parahydroxybenzoate, purified water, sodium hydroxide, strawberry flavor, sucralose and xanthan gum.

Manufactured by: Nova Laboratories Ltd., Leicester LE18 4YL, United Kingdom

Manufactured for: Rare Disease Therapeutics, Inc., 2550 Meridian Blvd., Suite 150, Franklin, TN 37067

For more information, go to www.xromi-us.com.

This Medication Guide has been approved by the U.S. Food and Drug Administration.

Issued: DEC 2024

INSTRUCTIONS FOR USE
XROMI® (ex-ro-mee)
(hydroxyurea)
oral solution

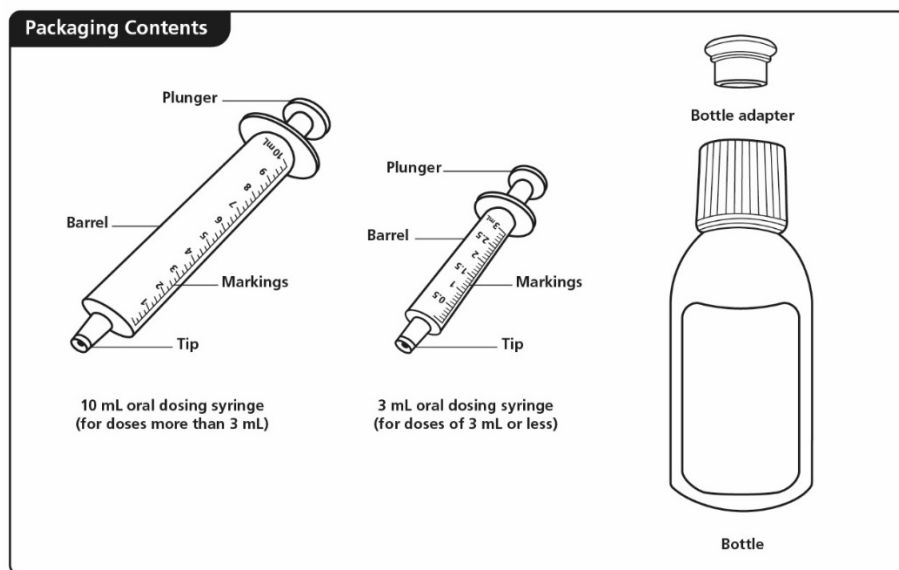
Read these Instructions for Use before your child starts taking XROMI, and each time you get a refill. There may be new information. This Instructions for Use does not take the place of talking to your child's healthcare provider about your child's medical condition or treatment.

Important information:

- **Always use the oral dosing syringe provided with your child's XROMI oral solution to measure your child's prescribed dose.** Ask your child's healthcare provider or pharmacist to show you which oral dosing syringe to use and how to measure your child's prescribed dose if you are not sure.
- Wash your hands with soap and water before and after handling XROMI oral solution and oral dosing syringes.
- Wear disposable gloves when handling XROMI oral solution and oral dosing syringes.
- Avoid contact with the oral solution. If contact with the oral solution happens on the skin, nose, or mouth, wash the area right away and thoroughly with soap and water. If contact with the oral solution happens in the eyes, flush the eyes thoroughly with water and isotonic eyewash used for that purpose for at least 15 minutes.
- If the oral solution is spilled, wipe it up right away with a damp disposable towel. Throw the damp disposable towel away in a closed container such as a plastic bag. The spill area should then be cleaned up using a detergent solution followed by clean water.
- Do not shake the bottle.

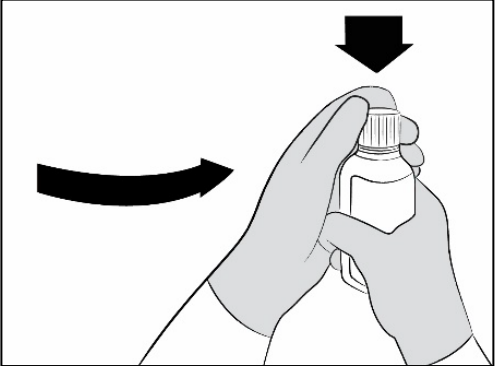
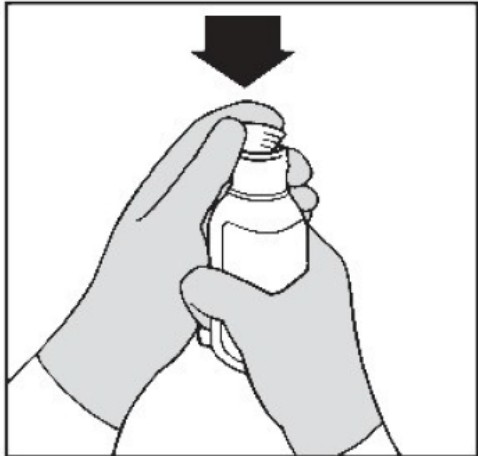
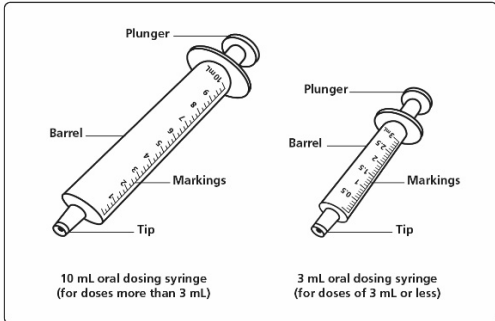
Each carton of XROMI oral solution contains:

- 1 bottle of XROMI oral solution
- 1 bottle adapter
- One 3 mL oral dosing syringe (for doses of 3 mL or less)
- One 10 mL oral dosing syringe (for doses more than 3 mL)



If your carton does not contain two oral dosing syringes, contact your pharmacist.

You will also need disposable gloves.

Before giving XROMI:	
Step 1. Wash your hands well with soap and water.	
Step 2. Put on disposable gloves.	
Step 3. Place the items from the carton on a clean flat surface.	
Step 4. Open the bottle by pushing down firmly on the child-resistant cap and turning it counter-clockwise (See Figure A).	
Do not throw away the child-resistant cap.	
Step 5. First time use only; Insert the bottle adapter. Push the ribbed end of the bottle adapter into the neck of the bottle until it is firmly in place. The bottom edge of the adapter should fully contact the top rim of the bottle (See Figure B).	
Do not remove the adapter from the bottle after it is inserted.	
Measuring your child's prescribed dose of XROMI:	
Step 6. Choose the oral dosing syringe you need to measure your child's prescribed dose (See Figure C).	
Check the dose in mL as prescribed by your child's healthcare provider. Choose the right oral dosing syringe for your child's dose.	
<ul style="list-style-type: none">• Use the 3 mL oral dosing syringe for doses of 3 mL or less.• Use the 10 mL oral dosing syringe for doses more than 3 mL.	
Find the marking for your child's prescribed dose on the right oral dosing syringe.	Figure C
Step 7. Push the plunger of the oral dosing syringe all the way down to remove any air in the oral dosing syringe (see Figure D).	

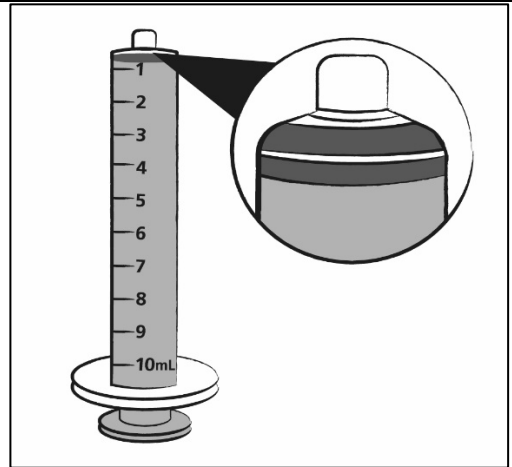


Figure D

Step 8. Hold the bottle upright. Insert the tip of the oral dosing syringe into the opening of the bottle adapter until it is firmly in place (See Figure E).

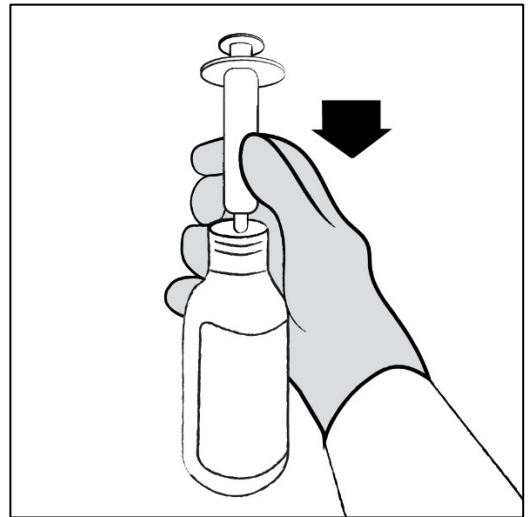


Figure E

Step 9. Turn the bottle upside down with the oral dosing syringe in place. Pull back slowly on the plunger of the oral dosing syringe until the top of the plunger is even with the mL mark on the oral dosing syringe that corresponds to your child's prescribed dose.

See Figure F for an **example** of a dose of 6 mL. Your dose may be different than the example shown.

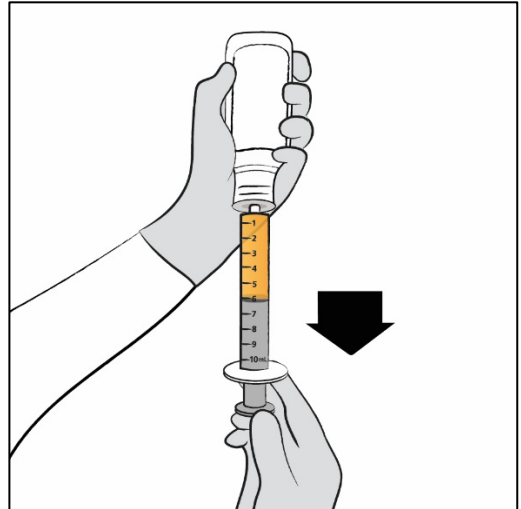


Figure F

Step 10. Leave the oral dosing syringe in the bottle adapter and turn the bottle upright. Place the bottle onto a flat surface. Hold the oral dosing syringe by the barrel and carefully remove it from the adapter. **Do not** hold the oral dosing syringe by the plunger (See Figure G).

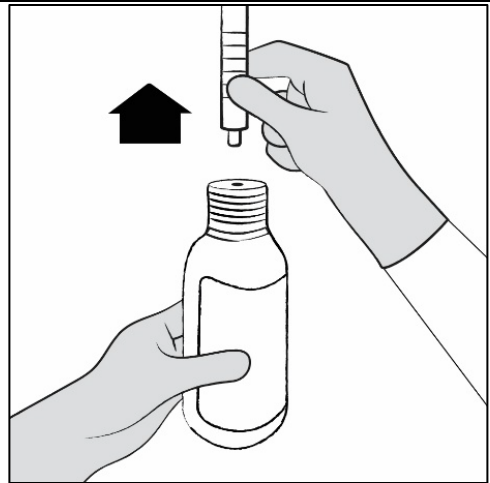


Figure G

Step 11. Hold the oral dosing syringe with the oral dosing syringe tip pointing up. Check that the correct dose was drawn up into the oral syringe (See Figure H).

If there are large air bubbles in the oral dosing syringe (See Figure I) or if you have drawn up the wrong dose, re-insert the oral dosing syringe tip firmly into the bottle adapter while the bottle is in an upright position. Fully push in the plunger so the oral solution flows back into the bottle. Repeat Steps 8 and 9.

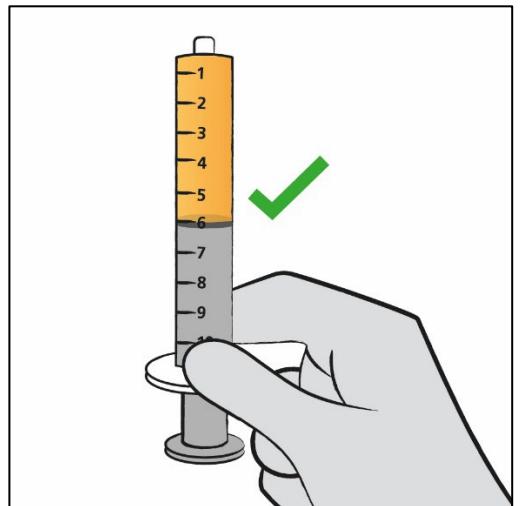
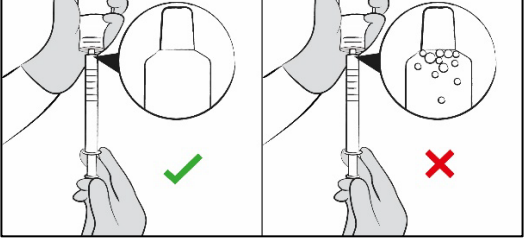
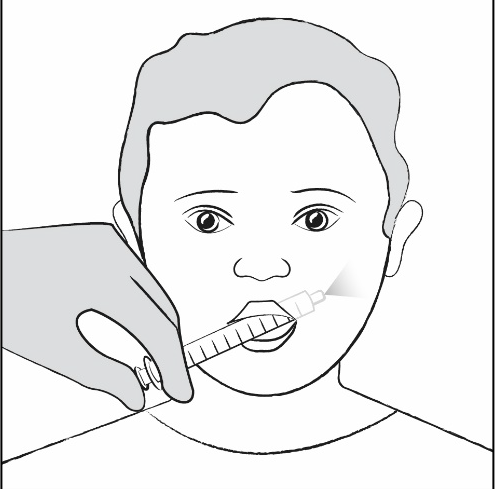


Figure H

	 <p>Figure I</p>
<p>Giving the prescribed dose of XROMI:</p> <p>Step 12. Place the tip of the oral dosing syringe in your child's mouth and place the tip against the inside of your child's cheek. Gently push the plunger all the way down to give all the medicine in the oral dosing syringe and then remove the oral dosing syringe from your child's mouth (See Figure J).</p> <p>Make sure the child has time to swallow the medicine.</p> <p>If your child's prescribed dose is more than 10 mL, you will need to divide the dose. Follow the instructions given to you by your healthcare provider or pharmacist about how to divide the dose and repeat Steps 6 through 12.</p>	 <p>Figure J</p>
<p>Step 13. Have your child drink some water to make sure no medicine is left in your child's mouth.</p>	
<p>Step 14. Close the bottle tightly by turning the child-resistant cap clockwise, leaving the bottle adapter in place.</p>	
<p>Step 15. Wash your hands well with soap and water. Rinse and wash the oral dosing syringes with cold or warm water and dry completely before next use. Hold the oral dosing syringe under water and move the plunger up and down several times to make sure the inside of the oral dosing syringe is clean. Let the oral dosing syringe dry completely before you use it again. Do not throw away the oral dosing syringe after use.</p>	

Storing XROMI

- Store XROMI in a refrigerator between 35°F to 46°F (2°C to 8°C). **Do not freeze.**
- Store the XROMI bottle and oral dosing syringe in a clean place.
- XROMI oral solution should be used within 12 weeks after opening the bottle. Dispose of (throw away) any unused medicine and the dosing syringes after 12 weeks.
- Do not use after the expiration date on the carton and the bottle.
- **Keep XROMI and all medicines out of the reach of children.**

Disposing of XROMI

- Ask your pharmacist for instructions on how to throw away (dispose of) XROMI that is expired or no longer needed.

Manufactured by: Nova Laboratories, Ltd., Leicester LE18 4YL, United Kingdom
Manufactured for: Rare Disease Therapeutics, Inc. 2550 Meridian Blvd., Suite 150
Franklin, TN 37067
Part Number: D001426/1

This Instructions for Use has been approved by the U.S. Food and Drug Administration. Revised:
12/2024