

HIGHLIGHTS OF PRESCRIBING INFORMATION

These highlights do not include all the information needed to use UDENYCA safely and effectively. See full prescribing information for UDENYCA.

UDENYCA® (pegfilgrastim-cbqv) injection, for subcutaneous use

INITIAL U.S. APPROVAL: 2018

UDENYCA (pegfilgrastim-cbqv) is biosimilar* to NEULASTA (pegfilgrastim).

RECENT MAJOR CHANGES

Dosage and Administration (2.2,2.3) 12/2023

INDICATIONS AND USAGE

UDENYCA is a leukocyte growth factor indicated to

- Decrease the incidence of infection, as manifested by febrile neutropenia, in patients with non-myeloid malignancies receiving myelosuppressive anti-cancer drugs associated with a clinically significant incidence of febrile neutropenia. (1.1)
- Increase survival in patients acutely exposed to myelosuppressive doses of radiation (Hematopoietic Subsyndrome of Acute Radiation Syndrome). (1.2)

Limitations of Use

UDENYCA is not indicated for the mobilization of peripheral blood progenitor cells for hematopoietic stem cell transplantation.

DOSAGE AND ADMINISTRATION

- Patients with cancer receiving myelosuppressive chemotherapy
 - 6 mg administered subcutaneously once per chemotherapy cycle. (2.1)
 - Do not administer between 14 days before and 24 hours after administration of cytotoxic chemotherapy. (2.1)
 - Use weight based dosing for pediatric patients weighing less than 45 kg; refer to Table 1. (2.3)
- Patients acutely exposed to myelosuppressive doses of radiation
 - Two doses, 6 mg each, administered subcutaneously one week apart. Administer the first dose as soon as possible after suspected or confirmed exposure to myelosuppressive doses of radiation, and a second dose one week after. (2.2)
 - Use weight based dosing for pediatric patients weighing less than 45 kg; refer to Table 1. (2.3)

DOSAGE FORMS AND STRENGTHS

Injection:

- 6 mg/0.6 mL in a single-dose prefilled syringe for manual use only. (3)
- 6 mg/0.6 mL in a single-dose prefilled autoinjector. (3)

- 6 mg/0.6 mL in a single-dose prefilled syringe co-packaged with the on-body injector for UDENYCA. (3)

CONTRAINDICATIONS

Patients with a history of serious allergic reaction to human granulocyte colony-stimulating factors such as pegfilgrastim products or filgrastim products. (4)

WARNINGS AND PRECAUTIONS

- Fatal splenic rupture: Evaluate patients who report left upper abdominal or shoulder pain for an enlarged spleen or splenic rupture. (5.1)
- Acute respiratory distress syndrome (ARDS): Evaluate patients who develop fever, lung infiltrates, or respiratory distress. Discontinue UDENYCA in patients with ARDS. (5.2)
- Serious allergic reactions, including anaphylaxis: Permanently discontinue UDENYCA in patients with serious allergic reactions. (5.3)
- The on-body injector for UDENYCA uses acrylic adhesives. For patients who have reactions to acrylic adhesives, use of this product may result in a significant reaction. (5.4)
- Fatal sickle cell crises: Discontinue UDENYCA if sickle cell crisis occurs. (5.5)
- Glomerulonephritis: Evaluate and consider dose-reduction or interruption of UDENYCA if causality is likely. (5.6)
- Thrombocytopenia: Monitor platelet count (5.8)
- Myelodysplastic Syndrome (MDS) and Acute Myeloid Leukemia (AML): Monitor patients with breast and lung cancer using UDENYCA in conjunction with chemotherapy and/or radiotherapy for signs and symptoms of MDS/AML. (5.11)
- Potential device failures: Instruct patients to notify their healthcare provider if they suspect the on-body injector may not have performed as intended. (5.12)

ADVERSE REACTIONS

Most common adverse reactions ($\geq 5\%$ difference in incidence compared to placebo) are bone pain and pain in extremity. (6.1)

To report SUSPECTED ADVERSE REACTIONS, contact Coherus BioSciences at 1-800-4UDENYCA (1-800-483-3692) or FDA at 1-800-FDA-1088 (1-800-332-1088) or www.fda.gov/medwatch

See 17 for PATIENT COUNSELING INFORMATION and FDA-approved patient labeling.

* Biosimilar means that the biological product is approved based on data demonstrating that it is highly similar to an FDA-approved biological product, known as a reference product, and that there are no clinically meaningful differences between the biosimilar product and the reference product. Biosimilarity of UDENYCA has been demonstrated for the condition(s) of use (e.g. indication(s), dosing regimen(s)), strength(s), dosage form(s), and route(s) of administration described in its Full Prescribing Information.

Revised: 12/2023

FULL PRESCRIBING INFORMATION CONTENTS**

1 INDICATIONS AND USAGE

- 1.1 Patients with Cancer Receiving Myelosuppressive Chemotherapy
- 1.2 Patients with Hematopoietic Subsyndrome of Acute Radiation Syndrome

2 DOSAGE AND ADMINISTRATION

- 2.1 Patients with Cancer Receiving Myelosuppressive Chemotherapy
- 2.2 Patients with Hematopoietic Subsyndrome of Acute Radiation Syndrome
- 2.3 Administration
- 2.4 Special Healthcare Provider Instructions for the ON-body Injector for UDENYCA
- 2.5 Advice to give to Patients Confirming Administration via the On-body Injector for UDENYCA

3 DOSAGE FORMS AND STRENGTHS

4 CONTRAINDICATIONS

5 WARNINGS AND PRECAUTIONS

- 5.1 Splenic Rupture
- 5.2 Acute Respiratory Distress Syndrome
- 5.3 Serious Allergic Reactions
- 5.4 Allergies to Acrylics
- 5.5 Use in Patients with Sickle Cell Disorders
- 5.6 Glomerulonephritis
- 5.7 Leukocytosis
- 5.8 Thrombocytopenia
- 5.9 Capillary Leak Syndrome
- 5.10 Potential for Tumor Growth Stimulatory Effects on Malignant Cells
- 5.11 Myelodysplastic Syndrome (MDS) and Acute Myeloid Leukemia (AML) in Patients with Breast and Lung Cancer

5.12 Potential Device failures

5.13 Aortitis

5.14 Nuclear Imaging

6 ADVERSE REACTIONS

6.1 Clinical Trials Experience

6.2 Immunogenicity

6.3 Postmarketing Experience

8 USE IN SPECIFIC POPULATIONS

8.1 Pregnancy

8.2 Lactation

8.4 Pediatric Use

8.5 Geriatric Use

10 OVERDOSAGE

11 DESCRIPTION

12 CLINICAL PHARMACOLOGY

12.1 Mechanism of Action

12.2 Pharmacodynamics

12.3 Pharmacokinetics

13 NONCLINICAL TOXICOLOGY

13.1 Carcinogenesis, Mutagenesis, Impairment of Fertility

14 CLINICAL STUDIES

14.1 Patients with Cancer Receiving Myelosuppressive Chemotherapy

14.2 Patients with Hematopoietic Subsyndrome of Acute Radiation Syndrome

16 HOW SUPPLIED/STORAGE AND HANDLING

17 PATIENT COUNSELING INFORMATION

** Sections or subsections omitted from the full prescribing information are not listed.

FULL PRESCRIBING INFORMATION

1 INDICATIONS AND USAGE

1.1 Patients with Cancer Receiving Myelosuppressive Chemotherapy

UDENYCA is indicated to decrease the incidence of infection, as manifested by febrile neutropenia, in patients with non-myeloid malignancies receiving myelosuppressive anti-cancer drugs associated with a clinically significant incidence of febrile neutropenia [see *Clinical Studies (14.1)*].

Limitations of Use

UDENYCA is not indicated for the mobilization of peripheral blood progenitor cells for hematopoietic stem cell transplantation.

1.2 Patients with Hematopoietic Subsyndrome of Acute Radiation Syndrome

UDENYCA is indicated to increase survival in patients acutely exposed to myelosuppressive doses of radiation [see *Dosage and Administration (2.2)* and *Clinical Studies (14.2)*].

2 DOSAGE AND ADMINISTRATION

2.1 Patients with Cancer Receiving Myelosuppressive Chemotherapy

The recommended dosage of UDENYCA is a single subcutaneous injection of 6 mg administered once per chemotherapy cycle. For dosing in pediatric patients weighing less than 45 kg, refer to Table 1. Do not administer UDENYCA between 14 days before and 24 hours after administration of cytotoxic chemotherapy.

2.2 Patients with Hematopoietic Subsyndrome of Acute Radiation Syndrome

The recommended dose of UDENYCA is two doses, 6 mg each, administered subcutaneously one week apart. For dosing in pediatric patients weighing less than 45 kg, refer to Table 1. Administer the first dose as soon as possible after suspected or confirmed exposure to radiation levels greater than 2 gray (Gy). Administer the second dose one week after the first dose.

Obtain a baseline complete blood count (CBC). Do not delay administration of UDENYCA if a CBC is not readily available. Estimate a patient's absorbed radiation dose (i.e., level of radiation exposure) based on information from public health authorities, biodosimetry if available, or clinical findings such as time to onset of vomiting or lymphocyte depletion kinetics.

2.3 Administration

UDENYCA is administered subcutaneously via a single-dose prefilled autoinjector, a single-dose prefilled syringe for manual use or for use with the on-body injector (OBI) for UDENYCA, which is co-packaged with a single dose prefilled syringe for OBI. Use of the OBI for UDENYCA is not recommended for patients with Hematopoietic Subsyndrome of Acute Radiation Syndrome. Use of the OBI has not been studied in pediatric patients.

Prior to use, remove the carton from the refrigerator and allow UDENYCA to reach room temperature for a minimum of 30 minutes. Discard any UDENYCA left at room temperature for greater than 48 hours.

Parenteral drug products should be inspected visually for particulate matter and discoloration prior to administration, whenever solution and container permit. Do not administer UDENYCA if discoloration or particulates are observed.

The needle cap on the prefilled syringe and prefilled autoinjector is not made with natural rubber latex.

Pediatric Patients Weighing Less than 45 kg

The UDENYCA prefilled syringe is not designed to allow for direct administration of doses less than 0.6 mL (6 mg). The syringe does not bear graduation marks which are necessary to accurately measure doses of UDENYCA less than 0.6 mL (6 mg) for direct administration to patients. Thus, the direct administration to patients requiring dosing of less than 0.6 mL (6 mg) is not recommended due to the potential for dosing errors. Refer to Table 1.

Table 1. Dosing of UDENYCA for pediatric patients weighing less than 45 kg

Body Weight	UDENYCA Dose	Volume to Administer
Less than 10 kg*	See below*	See below*
10 – 20 kg	1.5 mg	0.15 mL
21 – 30 kg	2.5 mg	0.25 mL
31 – 44 kg	4 mg	0.4 mL

*For pediatric patients weighing less than 10 kg, administer 0.1 mg/kg (0.01 mL/kg) of UDENYCA

The UDENYCA prefilled autoinjector is not suitable for use in pediatric patients weighing less than 45 kg. The UDENYCA prefilled autoinjector delivers the entire contents (6 mg in 0.6 mL) in a single injection and is not adjustable.

2.4 Advice to Give to Patients or Caregivers Regarding Administration via the Prefilled Autoinjector

Only adults can self-administer UDENYCA with the prefilled autoinjector. If subcutaneous injections can be given at home, refer the patient or caregiver to the dose delivery information provided in the Instructions for Use. Provide training to patients or caregivers to ensure they understand how to administer UDENYCA via the prefilled autoinjector. Ensure patients or caregivers understand how to identify that a full dose has been administered by listening for the second ‘click’ and checking that the ‘Orange Indicator’ completely blocks the viewing window. Instruct patients or caregivers using the prefilled autoinjector to notify their healthcare provider immediately in order to determine the need for a replacement dose of UDENYCA if they suspect that the full dose may not have been administered.

2.5 Special Healthcare Provider Instructions for the On-body Injector for UDENYCA

A healthcare provider must fill the on-body injector (OBI) with UDENYCA using the prefilled syringe and then apply the OBI for UDENYCA to the patient’s skin (abdomen or back of arm). The back of the arm may only be used if there is a caregiver available to monitor the status of the OBI for UDENYCA. Approximately 27 hours after the OBI for UDENYCA is applied to the patient’s skin, UDENYCA will be delivered over approximately 5 minutes. A healthcare provider may initiate administration with the OBI for UDENYCA on the same day as the administration of cytotoxic chemotherapy, as long as the OBI for UDENYCA delivers UDENYCA no less than 24 hours after administration of cytotoxic chemotherapy.

The prefilled syringe co-packaged in UDENYCA ONBODY must only be used with the OBI for UDENYCA. The prefilled syringe contains additional solution to compensate for liquid loss during filling of the OBI and delivery through the OBI for UDENYCA. If the prefilled syringe co-packaged in UDENYCA ONBODY is used for manual subcutaneous injection, the patient will receive an overdose. If the single-dose prefilled syringe for manual use is used with the OBI for UDENYCA, the patient may receive less than the recommended dose.

Do not use the OBI for UDENYCA to deliver any other drug product except the UDENYCA prefilled syringe co-packaged with the OBI for UDENYCA.

The OBI for UDENYCA should be applied to intact, non-irritated skin on the arm or abdomen.

A missed dose could occur due to an OBI for UDENYCA failure or leakage. If the patient misses a dose, a new dose should be administered by single-dose prefilled syringe for manual use, as soon as possible after detection.

Refer to the Healthcare Provider Instructions for Use for the OBI for UDENYCA for full administration information.

2.6 Advice to give to Patients Regarding Administration via the On-body Injector for UDENYCA

Advise patients to avoid activities such as traveling, driving, or operating heavy machinery during hours 26-29 following application of the on-body injector (OBI) for UDENYCA (this includes the 5-minute delivery period plus an hour post-delivery). Patients should have a caregiver nearby for the first use.

Refer the patient to the dose delivery information written on the Patient Instructions for Use. Provide training to patients to ensure they understand when the dose delivery of UDENYCA will begin and how to monitor the OBI for UDENYCA for completed delivery. Ensure patients understand how to identify signs of malfunction of OBI for

UDENYCA [see *Warnings and Precautions (5.12)* and *Patient Counseling Information (17)*]. Instruct patients using the OBI to notify their healthcare professional immediately in order to determine the need for a replacement dose of UDENYCA if they suspect that the device may not have performed as intended [see *Warnings and Precautions (5.12)*].

3 DOSAGE FORMS AND STRENGTHS

UDENYCA is a clear, colorless, preservative free solution available as:

- Injection: 6 mg/0.6 mL in a single-dose prefilled syringe for manual use only.
- Injection: 6 mg/0.6 mL in a single-dose prefilled autoinjector.
- Injection: 6 mg/0.6 mL in a single-dose prefilled syringe co-packaged with the on-body injector (OBI) for UDENYCA (UDENYCA ONBODY).

4 CONTRAINDICATIONS

UDENYCA is contraindicated in patients with a history of serious allergic reactions to pegfilgrastim products or filgrastim products. Reactions have included anaphylaxis [see *Warnings and Precautions (5.3)*].

5 WARNINGS AND PRECAUTIONS

5.1 Splenic Rupture

Splenic rupture, including fatal cases, can occur following the administration of pegfilgrastim products. Evaluate for an enlarged spleen or splenic rupture in patients who report left upper abdominal or shoulder pain after receiving UDENYCA.

5.2 Acute Respiratory Distress Syndrome

Acute respiratory distress syndrome (ARDS) can occur in patients receiving pegfilgrastim products. Evaluate patients who develop fever and lung infiltrates or respiratory distress after receiving UDENYCA for ARDS. Discontinue UDENYCA in patients with ARDS.

5.3 Serious Allergic Reactions

Serious allergic reactions, including anaphylaxis, can occur in patients receiving pegfilgrastim products. The majority of reported events occurred upon initial exposure. Allergic reactions, including anaphylaxis, can recur within days after the discontinuation of initial anti-allergic treatment. Permanently discontinue UDENYCA in patients with serious allergic reactions. Do not administer UDENYCA to patients with a history of serious allergic reactions to pegfilgrastim products or filgrastim products.

5.4 Allergies to Acrylics

The on-body injector (OBI) for UDENYCA uses acrylic adhesive. For patients who have reactions to acrylic adhesives, use of this product may result in a significant reaction.

5.5 Use in Patients with Sickle Cell Disorders

Severe and sometimes fatal sickle cell crises can occur in patients with sickle cell disorders receiving pegfilgrastim products. Discontinue UDENYCA if sickle cell crisis occurs.

5.6 Glomerulonephritis

Glomerulonephritis has occurred in patients receiving pegfilgrastim products. The diagnoses were based upon azotemia, hematuria (microscopic and macroscopic), proteinuria, and renal biopsy. Generally, events of glomerulonephritis resolved after dose reduction or discontinuation of pegfilgrastim products. If glomerulonephritis is suspected, evaluate for cause. If causality is likely, consider dose-reduction or interruption of UDENYCA.

5.7 Leukocytosis

White blood cell (WBC) counts of $100 \times 10^9/L$ or greater have been observed in patients receiving pegfilgrastim products. Monitoring of complete blood count (CBC) during UDENYCA therapy is recommended.

5.8 Thrombocytopenia

Thrombocytopenia has been reported in patients receiving pegfilgrastim products. Monitor platelet counts.

5.9 Capillary Leak Syndrome

Capillary leak syndrome has been reported after G-CSF administration, including pegfilgrastim products, and is characterized by hypotension, hypoalbuminemia, edema, and hemoconcentration. Episodes vary in frequency, severity and may be life-threatening if treatment is delayed. Patients who develop symptoms of capillary leak syndrome should be closely monitored and receive standard symptomatic treatment, which may include a need for intensive care.

5.10 Potential for Tumor Growth Stimulatory Effects on Malignant Cells

The granulocyte colony-stimulating factor (G-CSF) receptor through which pegfilgrastim products and filgrastim products act has been found on tumor cell lines. The possibility that pegfilgrastim products act as a growth factor for any tumor type, including myeloid malignancies and myelodysplasia, diseases for which pegfilgrastim products are not approved, cannot be excluded.

5.11 Myelodysplastic Syndrome (MDS) and Acute Myeloid Leukemia (AML) in Patients with Breast and Lung Cancer

MDS and AML have been associated with the use of pegfilgrastim products in conjunction with chemotherapy and/or radiotherapy in patients with breast and lung cancer. Monitor patients for signs and symptoms of MDS/AML in these settings.

5.12 Potential Device failures

Missed or partial doses have been reported in patients receiving UDENYCA via the on-body injector (OBI) due to the device not performing as intended. In the event of a missed or partial dose, patients may be at increased risk of events such as neutropenia, febrile neutropenia and/or infection than if the dose had been correctly delivered.

Instruct patients using the OBI to notify their healthcare professional immediately in order to determine the need for a replacement dose of UDENYCA if they suspect that the device may not have performed as intended.

5.13 Aortitis

Aortitis has been reported in patients receiving pegfilgrastim products. It may occur as early as the first week after start of therapy. Manifestations may include generalized signs and symptoms such as fever, abdominal pain, malaise, back pain, and increased inflammatory markers (e.g., c-reactive protein and white blood cell count). Consider aortitis in patients who develop these signs and symptoms without known etiology. Discontinue UDENYCA if aortitis is suspected.

5.14 Nuclear Imaging

Increased hematopoietic activity of the bone marrow in response to growth factor therapy has been associated with transient positive bone imaging changes. This should be considered when interpreting bone imaging results.

6 ADVERSE REACTIONS

The following clinically significant adverse reactions are discussed in greater detail in other sections of the labeling:

- Splenic Rupture [see *Warnings and Precautions (5.1)*]
- Acute Respiratory Distress Syndrome [see *Warnings and Precautions (5.2)*]
- Serious Allergic Reactions [see *Warnings and Precautions (5.3)*]
- Allergies to Acrylics [see *Warnings and Precautions (5.4)*]

- Use in Patients with Sickle Cell Disorders [see Warnings and Precautions (5.5)]
- Glomerulonephritis [see Warnings and Precautions (5.6)]
- Leukocytosis [see Warnings and Precautions (5.7)]
- Thrombocytopenia [see Warnings and Precautions (5.8)]
- Capillary Leak Syndrome [see Warnings and Precautions (5.9)]
- Potential for Tumor Growth Stimulatory Effects on Malignant Cells [see Warnings and Precautions (5.10)]
- Myelodysplastic syndrome [see Warnings and Precautions (5.11)]
- Acute myeloid leukemia [see Warnings and Precautions (5.11)]
- Aortitis [see Warnings and Precautions (5.13)]

6.1 Clinical Trials Experience

Because clinical trials are conducted under widely varying conditions, adverse reaction rates observed in the clinical trials of a drug cannot be directly compared with rates in the clinical trials of another drug and may not reflect the rates observed in clinical practice.

Pegfilgrastim clinical trials safety data are based upon 932 patients receiving pegfilgrastim in seven randomized clinical trials. The population was 21 to 88 years of age and 92% female. The ethnicity was 75% Caucasian, 18% Hispanic, 5% Black, and 1% Asian. Patients with breast (n = 823), lung and thoracic tumors (n = 53) and lymphoma (n = 56) received pegfilgrastim after nonmyeloablative cytotoxic chemotherapy. Most patients received a single 100 mcg/kg (n = 259) or a single 6 mg (n = 546) dose per chemotherapy cycle over 4 cycles.

The following adverse reaction data in Table 2 are from a randomized, double-blind, placebo-controlled study in patients with metastatic or non-metastatic breast cancer receiving docetaxel 100 mg/m² every 21 days (Study 3). A total of 928 patients were randomized to receive either 6 mg pegfilgrastim (n = 467) or placebo (n = 461). The patients were 21 to 88 years of age and 99% female. The ethnicity was 66% Caucasian, 31% Hispanic, 2% Black, and <1% Asian, Native American or other.

The most common adverse reactions occurring in $\geq 5\%$ of patients and with a between-group difference of $\geq 5\%$ higher in the pegfilgrastim arm in placebo controlled clinical trials are bone pain and pain in extremity.

Table 2. Adverse Reactions with $\geq 5\%$ Higher Incidence in pegfilgrastim Patients Compared to Placebo in Study 3

Body System Adverse Reaction	Placebo (N = 461)	pegfilgrastim 6 mg SC on Day 2 (N = 467)
Musculoskeletal and connective tissue disorders		
Bone Pain	26%	31%
Pain in Extremity	4%	9%

Leukocytosis

In clinical studies, leukocytosis (WBC counts $> 100 \times 10^9/L$) was observed in less than 1% of 932 patients with non-myeloid malignancies receiving pegfilgrastim. No complications attributable to leukocytosis were reported in clinical studies.

6.2 Immunogenicity

The observed incidence of anti-drug antibodies is highly dependent on the sensitivity and specificity of the assay. Differences in assay methods preclude meaningful comparisons of the incidence of anti-drug antibodies in the studies described below with the incidence of anti-drug antibodies in other studies, including those of pegfilgrastim or of other pegfilgrastim products.

Binding antibodies to pegfilgrastim were detected using a BIAcore assay. The approximate limit of detection for this assay is 500 ng/mL. Pre-existing binding antibodies were detected in approximately 6% (51/849) of patients with metastatic breast cancer. Four of 521 pegfilgrastim-treated subjects who were negative at baseline developed binding antibodies to pegfilgrastim following treatment. None of these 4 patients had evidence of neutralizing antibodies detected using a cell-based bioassay.

6.3 Postmarketing Experience

The following adverse reactions have been identified during post approval use of pegfilgrastim products. Because these reactions are reported voluntarily from a population of uncertain size, it is not always possible to reliably estimate their frequency or establish a causal relationship to drug exposure.

- Splenic rupture and splenomegaly (enlarged spleen) [see *Warnings and Precautions (5.1)*]
- Acute respiratory distress syndrome (ARDS) [see *Warnings and Precautions (5.2)*]
- Allergic reactions/hypersensitivity, including anaphylaxis, skin rash, urticaria, generalized erythema and flushing [see *Warnings and Precautions (5.3)*]
- Sick cell crisis [see *Warnings and Precautions (5.5)*]
- Glomerulonephritis [see *Warnings and Precautions (5.6)*]
- Leukocytosis [see *Warnings and Precautions (5.7)*]
- Thrombocytopenia [see *Warnings and Precautions (5.8)*]
- Capillary leak syndrome [see *Warnings and Precautions (5.9)*]
- Injection site reactions
- Sweet's syndrome (*acute febrile neutrophilic dermatosis*), cutaneous vasculitis
- Application site reactions (including events such as application site hemorrhage, application site pain, application site discomfort, application site bruise, and application site erythema) have been reported with the use of the on-body-injector for UDENYCA.
- Contact dermatitis and local skin reactions such as rash, pruritus, and urticaria have been reported with the use of the on-body-injector for UDENYCA, possibly indicating a hypersensitivity reaction to the adhesive.
- Myelodysplastic syndrome (MDS) and acute myeloid leukemia (AML) in patients with breast and lung cancer receiving chemotherapy and/or radiotherapy [see *Warnings and Precautions (5.11)*]
- Aortitis [see *Warnings and Precautions (5.13)*]
- Alveolar hemorrhage

8 USE IN SPECIFIC POPULATIONS

8.1 Pregnancy

Risk Summary

Although available data with UDENYCA or pegfilgrastim product use in pregnant women are insufficient to establish whether there is a drug associated risk of major birth defects, miscarriage, or adverse maternal or fetal outcomes, there are available data from published studies in pregnant women exposed to filgrastim products. These studies have not established an association of filgrastim product use during pregnancy with major birth defects, miscarriage, or adverse maternal or fetal outcomes.

In animal studies, no evidence of reproductive/developmental toxicity occurred in the offspring of pregnant rats that received cumulative doses of pegfilgrastim approximately 10 times the recommended human dose (based on body surface area). In pregnant rabbits, increased embryo lethality and spontaneous abortions occurred at 4 times the maximum recommended human dose simultaneously with signs of maternal toxicity (see Data).

The estimated background risk of major birth defects and miscarriage for the indicated population is unknown. All pregnancies have a background risk of birth defect, loss, or other adverse outcomes. In the U.S. general population, the estimated background risks of major birth defects and miscarriage in clinically recognized pregnancies is 2-4% and 15-20%, respectively.

Data

Animal Data

Pregnant rabbits were dosed with pegfilgrastim subcutaneously every other day during the period of organogenesis. At cumulative doses ranging from the approximate human dose to approximately 4 times the recommended human dose (based on body surface area), the treated rabbits exhibited decreased maternal food consumption, maternal weight loss, as well as reduced fetal body weights and delayed ossification of the fetal skull; however, no structural anomalies were observed in the offspring from either study. Increased incidences of post-implantation losses and spontaneous abortions (more than half the pregnancies) were observed at cumulative doses approximately 4 times

the recommended human dose, which were not seen when pregnant rabbits were exposed to the recommended human dose.

Three studies were conducted in pregnant rats dosed with pegfilgrastim at cumulative doses up to approximately 10 times the recommended human dose at the following stages of gestation: during the period of organogenesis, from mating through the first half of pregnancy, and from the first trimester through delivery and lactation. No evidence of fetal loss or structural malformations was observed in any study. Cumulative doses equivalent to approximately 3 and 10 times the recommended human dose resulted in transient evidence of wavy ribs in fetuses of treated mothers (detected at the end of gestation but no longer present in pups evaluated at the end of lactation).

8.2 Lactation

Risk Summary

There are no data on the presence of pegfilgrastim products in human milk, the effects on the breastfed child, or the effects on milk production. Other filgrastim products are secreted poorly into breast milk, and filgrastim products are not absorbed orally by neonates. The developmental and health benefits of breastfeeding should be considered along with the mother's clinical need for UDENYCA and any potential adverse effects on the breastfed child from UDENYCA or from the underlying maternal condition.

8.4 Pediatric Use

The safety and effectiveness of UDENYCA have been established in pediatric patients. No overall differences in safety were identified between adult and pediatric patients based on postmarketing surveillance and review of the scientific literature.

Use of UDENYCA in pediatric patients for chemotherapy-induced neutropenia is based on UDENYCA's approval as a biosimilar to pegfilgrastim and evidence from adequate and well controlled studies of pegfilgrastim in adults with additional pharmacokinetic and safety data of pegfilgrastim in pediatric patients with sarcoma [see *Clinical Pharmacology (12.3) and Clinical Studies (14.1)*].

The use of UDENYCA to increase survival in pediatric patients acutely exposed to myelosuppressive doses of radiation is based on UDENYCA's approval as a biosimilar to pegfilgrastim and evidence from efficacy studies of pegfilgrastim conducted in animals and clinical data supporting the use of pegfilgrastim in patients with cancer receiving myelosuppressive chemotherapy. Efficacy studies of pegfilgrastim products could not be conducted in humans with acute radiation syndrome for ethical and feasibility reasons. Results from population modeling and simulation indicate that two doses of pegfilgrastim (Table 1), administered one week apart provide pediatric patients with exposures comparable to that in adults receiving two 6 mg doses one week apart [see *Dosage and Administration (2.3), Clinical Pharmacology (12.3) and Clinical Studies (14.2)*].

8.5 Geriatric Use

Of the 932 patients with cancer who received pegfilgrastim in clinical studies, 139 (15%) were age 65 and over, and 18 (2%) were age 75 and over. No overall differences in safety or effectiveness were observed between patients age 65 and older and younger patients.

10 OVERDOSAGE

Overdosage of pegfilgrastim products may result in leukocytosis and bone pain. Events of edema, dyspnea, and pleural effusion have been reported in a single patient who administered pegfilgrastim on 8 consecutive days in error. In the event of overdose, the patient should be monitored for adverse reactions [see *Adverse Reactions (6)*].

11 DESCRIPTION

Pegfilgrastim-cbqv is a covalent conjugate of recombinant methionyl human G-CSF and monomethoxypolyethylene glycol. Recombinant methionyl human G-CSF is a water-soluble, 175 amino acid protein with a molecular weight of approximately 19 kilodaltons (kDa). Recombinant methionyl human G-CSF is obtained from the bacterial fermentation of a strain of *E coli* transformed with a genetically engineered plasmid containing the human G-CSF gene. During the pegfilgrastim-cbqv manufacturing process, fermentation is carried out in nutrient medium containing the antibiotic kanamycin. However, kanamycin is cleared in the manufacturing process and is not

detectable in the final product. To produce pegfilgrastim-cbqv, a 20 kDa monomethoxypolyethylene glycol molecule is covalently bound to the N-terminal methionyl residue of recombinant methionyl human G-CSF. The average molecular weight of pegfilgrastim-cbqv is approximately 39 kDa.

UDENYCA (pegfilgrastim-cbqv) injection is provided in three presentations:

- UDENYCA for manual subcutaneous injection is supplied in 0.6 mL prefilled syringes. The prefilled syringe does not bear graduation marks and is designed to deliver the entire contents of the syringe (6 mg/0.6 mL).
- UDENYCA for subcutaneous injection is supplied in a 0.6 mL prefilled single-dose autoinjector. The prefilled autoinjector delivers the entire contents (6 mg in 0.6 mL) in a single injection and is not adjustable.
- On-body injector (OBI) for UDENYCA is supplied with a prefilled syringe containing 0.67 mL of UDENYCA in solution that delivers 0.6 mL of UDENYCA in solution when used with the OBI for UDENYCA. The syringe does not bear graduation marks and is only to be used with the OBI for UDENYCA.

The delivered 0.6 mL dose from either the prefilled syringe for manual subcutaneous injection, the prefilled autoinjector or the OBI for UDENYCA contains 6 mg pegfilgrastim-cbqv (based on protein weight) in a sterile, clear, colorless, preservative-free solution (pH 4.0) containing acetate (0.35 mg), polysorbate 20 (0.02 mg), sodium (0.02 mg), and sorbitol (30 mg) in Water for Injection, USP.

12 CLINICAL PHARMACOLOGY

12.1 Mechanism of Action

Pegfilgrastim products are colony-stimulating factors that act on hematopoietic cells by binding to specific cell surface receptors, thereby stimulating proliferation, differentiation, commitment, and end cell functional activation.

12.2 Pharmacodynamics

Animal data and clinical data in humans suggest a correlation between pegfilgrastim products exposure and the duration of severe neutropenia as a predictor of efficacy. Selection of the dosing regimen of UDENYCA is based on reducing the duration of severe neutropenia.

12.3 Pharmacokinetics

The pharmacokinetics of pegfilgrastim were studied in 379 patients with cancer. The pharmacokinetics of pegfilgrastim were nonlinear, and clearance decreased with increases in dose. Neutrophil receptor binding is an important component of the clearance of pegfilgrastim, and serum clearance is directly related to the number of neutrophils. In addition to numbers of neutrophils, body weight appeared to be a factor. Patients with higher body weights experienced higher systemic exposure to pegfilgrastim after receiving a dose normalized for body weight. A large variability in the pharmacokinetics of pegfilgrastim was observed. The half-life of pegfilgrastim ranged from 15 to 80 hours after subcutaneous injection. In healthy volunteers, the pharmacokinetics of pegfilgrastim were comparable when delivered subcutaneously via a manual prefilled syringe versus via the on-body-injector (OBI) for UDENYCA.

Specific Populations

No gender-related differences were observed in the pharmacokinetics of pegfilgrastim, and no differences were observed in the pharmacokinetics of geriatric patients (≥ 65 years of age) compared with younger patients (< 65 years of age) [see *Use in Specific Populations (8.5)*].

Renal Impairment

In a study of 30 subjects with varying degrees of renal dysfunction, including end stage renal disease, renal dysfunction had no effect on the pharmacokinetics of pegfilgrastim.

Pediatric Patients with Cancer Receiving Myelosuppressive Chemotherapy

The pharmacokinetics and safety of pegfilgrastim were studied in 37 pediatric patients with sarcoma in Study 4 [see *Clinical Studies 14.1*]. The mean (\pm standard deviation [SD]) systemic exposure (AUC_{0-inf}) of pegfilgrastim after subcutaneous administration at 100 mcg/kg was 47.9 (± 22.5) mcg·hr/mL in the youngest age group (0 to 5 years, n = 11), 22.0 (± 13.1) mcg·hr/mL in the 6 to 11 years age group (n = 10), and 29.3 (± 23.2) mcg·hr/mL in

the 12 to 21 years age group (n = 13). The terminal elimination half-lives of the corresponding age groups were 30.1 (± 38.2) hours, 20.2 (± 11.3) hours, and 21.2 (± 16.0) hours, respectively.

Patients Acutely Exposed to Myelosuppressive Doses of Radiation

The pharmacokinetics of pegfilgrastim is not available in patients acutely exposed to myelosuppressive doses of radiation. Based on limited pharmacokinetic data in irradiated non-human primates, the area under the concentration-time curve (AUC), reflecting the exposure to pegfilgrastim in non-human primates following a 300 mcg/kg dose of pegfilgrastim, appears to be greater than in humans receiving a 6 mg dose. Results from population modeling and simulation indicate that two 6 mg doses of pegfilgrastim administered one week apart in adults result in clinically relevant effects on duration of grade 3 and 4 neutropenia. In addition, weight-based dosing in pediatric patients weighing less than 45 kg [see *Dosage and Administration, Section 2.3, Table 1*] provides exposures comparable to those in adults receiving two 6 mg doses one week apart.

13 NONCLINICAL TOXICOLOGY

13.1 Carcinogenesis, Mutagenesis, Impairment of Fertility

No carcinogenicity or mutagenesis studies have been performed with pegfilgrastim products.

Pegfilgrastim did not affect reproductive performance or fertility in male or female rats at cumulative weekly doses approximately 6 to 9 times higher than the recommended human dose (based on body surface area).

14 CLINICAL STUDIES

14.1 Patients with Cancer Receiving Myelosuppressive Chemotherapy

Pegfilgrastim was evaluated in three randomized, double-blind, controlled studies. Studies 1 and 2 were active-controlled studies that employed doxorubicin 60 mg/m² and docetaxel 75 mg/m² administered every 21 days for up to 4 cycles for the treatment of metastatic breast cancer. Study 1 investigated the utility of a fixed dose of pegfilgrastim. Study 2 employed a weight-adjusted dose. In the absence of growth factor support, similar chemotherapy regimens have been reported to result in a 100% incidence of severe neutropenia (ANC < 0.5 x 10⁹/L) with a mean duration of 5 to 7 days and a 30% to 40% incidence of febrile neutropenia. Based on the correlation between the duration of severe neutropenia and the incidence of febrile neutropenia found in studies with filgrastim, duration of severe neutropenia was chosen as the primary endpoint in both studies, and the efficacy of pegfilgrastim was demonstrated by establishing comparability to filgrastim-treated patients in the mean days of severe neutropenia.

In Study 1, 157 patients were randomized to receive a single subcutaneous injection of pegfilgrastim (6 mg) on day 2 of each chemotherapy cycle or daily subcutaneous filgrastim (5 mcg/kg/day) beginning on day 2 of each chemotherapy cycle. In Study 2, 310 patients were randomized to receive a single subcutaneous injection of pegfilgrastim (100 mcg/kg) on day 2 or daily subcutaneous filgrastim (5 mcg/kg/day) beginning on day 2 of each chemotherapy cycle.

Both studies met the major efficacy outcome measure of demonstrating that the mean days of severe neutropenia of pegfilgrastim-treated patients did not exceed that of filgrastim-treated patients by more than 1 day in cycle 1 of chemotherapy. The mean days of cycle 1 severe neutropenia in Study 1 were 1.8 days in the pegfilgrastim arm compared to 1.6 days in the filgrastim arm [difference in means 0.2 (95% CI -0.2, 0.6)] and in Study 2 were 1.7 days in the pegfilgrastim arm compared to 1.6 days in the filgrastim arm [difference in means 0.1 (95% CI -0.2, 0.4)].

A secondary endpoint in both studies was days of severe neutropenia in cycles 2 through 4 with results similar to those for cycle 1.

Study 3 was a randomized, double-blind, placebo-controlled study that employed docetaxel 100 mg/m² administered every 21 days for up to 4 cycles for the treatment of metastatic or non-metastatic breast cancer. In this study, 928 patients were randomized to receive a single subcutaneous injection of pegfilgrastim (6 mg) or placebo on day 2 of each chemotherapy cycle. Study 3 met the major trial outcome measure of demonstrating that the incidence of febrile neutropenia (defined as temperature ≥ 38.2°C and ANC ≤ 0.5 x 10⁹/L) was lower for pegfilgrastim-treated patients as compared to placebo-treated patients (1% versus 17%, respectively, p < 0.001). The incidence of hospitalizations (1% versus 14%) and IV anti-infective use (2% versus 10%) for the treatment of febrile neutropenia was also lower in the pegfilgrastim-treated patients compared to the placebo-treated patients.

Study 4 was a multicenter, randomized, open-label study to evaluate the efficacy, safety, and pharmacokinetics [see *Clinical Pharmacology (12.3)*] of pegfilgrastim in pediatric and young adult patients with sarcoma. Patients with sarcoma receiving chemotherapy age 0 to 21 years were eligible. Patients were randomized to receive subcutaneous pegfilgrastim as a single dose of 100 mcg/kg (n= 37) or subcutaneous filgrastim at a dose 5 mcg/kg/day (n=6) following myelosuppressive chemotherapy. Recovery of neutrophil counts was similar in the pegfilgrastim and filgrastim groups. The most common adverse reaction reported was bone pain.

14.2 Patients with Hematopoietic Subsyndrome of Acute Radiation Syndrome

Efficacy studies of pegfilgrastim products could not be conducted in humans with acute radiation syndrome for ethical and feasibility reasons. Approval of this indication was based on efficacy studies conducted in animals and data supporting pegfilgrastim's effect on severe neutropenia in patients with cancer receiving myelosuppressive chemotherapy [see *Dosage and Administration (2.1)*].

The recommended dose of UDENYCA is two doses, 6 mg each, administered one week apart for humans exposed to myelosuppressive doses of radiation. For pediatric patients weighing less than 45 kg, dosing of UDENYCA is weight based and is provided in Table 1 [see *Dosage and Administration (2.3)*]. This dosing regimen is based on population modeling and simulation analyses. The exposure associated with this dosing regimen is expected to provide sufficient pharmacodynamic activity to treat humans exposed to myelosuppressive doses of radiation [see *Clinical Pharmacology (12.3)*]. The safety of pegfilgrastim at a dose of 6 mg has been assessed on the basis of clinical experience in patients with cancer receiving myelosuppressive chemotherapy.

The efficacy of pegfilgrastim for the acute radiation syndrome setting was studied in a randomized, placebo-controlled non-human primate model of radiation injury. Rhesus macaques were randomized to either a control (n = 23) or treated (n = 23) cohort. On study day 0, animals (n = 6 to 8 per irradiation day) were exposed to total body irradiation (TBI) of 7.50 ± 0.15 Gy delivered at 0.8 ± 0.03 Gy/min, representing a dose that would be lethal in 50% of animals by 60 days of follow-up (LD50/60). Animals were administered subcutaneous injections of a blinded treatment (control article [5% dextrose in water] or pegfilgrastim [300-319 mcg/kg/day]) on study day 1 and on study day 8. The primary endpoint was survival. Animals received medical management consisting of intravenous fluids, antibiotics, blood transfusions, and other support as required.

Pegfilgrastim significantly (at 0.0014 level of significance) increased 60-day survival in irradiated non-human primates: 91% survival (21/23) in the pegfilgrastim group compared to 48% survival (11/23) in the control group.

16 HOW SUPPLIED/STORAGE AND HANDLING

UDENYCA single-dose prefilled syringe for manual use

UDENYCA (pegfilgrastim-cbqv) injection is a clear, colorless, preservative-free solution supplied in a prefilled single-dose syringe containing 6 mg pegfilgrastim-cbqv, supplied with a 29-gauge, ½-inch needle with an UltraSafe Passive™ Needle Guard.

The needle cap of the prefilled syringe is not made with natural rubber latex.

UDENYCA is provided in a dispensing pack containing one sterile 6 mg/0.6 mL prefilled syringe (NDC 70114-101-01).

UDENYCA prefilled syringe does not bear graduation marks and is intended only to deliver the entire contents of the syringe (6 mg/0.6 mL) for direct administration. Use of the prefilled syringe is not recommended for direct administration for pediatric patients weighing less than 45 kg who require doses that are less than the full contents of the syringe.

Store refrigerated between 2° to 8°C (36° to 46°F) in the carton to protect from light. Do not shake. Discard UDENYCA stored at room temperature for more than 48 hours. Avoid freezing; if frozen, thaw in the refrigerator before administration. Discard UDENYCA if frozen more than once.

UDENYCA single-dose prefilled autoinjector

UDENYCA (pegfilgrastim-cbqv) injection is a clear, colorless, preservative-free solution supplied in a prefilled single-dose autoinjector containing 6 mg pegfilgrastim-cbqv.

The needle cap of the prefilled autoinjector is not made with natural rubber latex.

UDENYCA is provided in a dispensing pack containing one 6 mg/0.6 mL prefilled autoinjector (NDC 70114-120-01).

The UDENYCA prefilled autoinjector is not suitable for use in pediatric patients weighing less than 45 kg. The UDENYCA prefilled autoinjector delivers the entire contents (6 mg in 0.6 mL) in a single injection and is not adjustable.

Store refrigerated between 2° to 8°C (36° to 46°F) in the carton to protect from light. Do not shake. Discard UDENYCA stored at room temperature for more than 48 hours. Avoid freezing; if frozen, thaw in the refrigerator before administration. Discard UDENYCA if frozen more than once.

UDENYCA ONBODY

UDENYCA ONBODY is provided in a carton containing one sterile prefilled syringe and one sterile on-body injector (OBI) for UDENYCA (NDC 70114-130-01).

The UDENYCA injection single-dose prefilled syringe contains 0.67 mL of a clear, colorless solution that delivers 6 mg/0.6 mL of pegfilgrastim-cbqv when used with the OBI for UDENYCA. The prefilled syringe is supplied with a 29-gauge, 1/2-inch needle. The syringe does not bear graduation marks and is only to be used with the OBI for UDENYCA.

The needle cap of the prefilled syringe is not made with natural rubber latex.

Store UDENYCA ONBODY in the refrigerator at 2°C to 8°C (36°F to 46°F) until 30 minutes prior to use. Because the OBI for UDENYCA is at room temperature during the period of use, UDENYCA ONBODY should not be held at room temperature longer than 12 hours prior to use. Discard UDENYCA ONBODY if stored at room temperature for more than 12 hours.

Do not use the OBI for UDENYCA if its packaging has been previously opened.

17 PATIENT COUNSELING INFORMATION

Advise the patient to read the FDA-approved patient labeling (Patient Information and Instructions for Use).

Advise patients of the following risks and potential risks with UDENYCA:

- Splenic rupture and splenomegaly
- Acute Respiratory Distress Syndrome
- Serious allergic reactions
- Sickle cell crisis
- Glomerulonephritis
- Increased risk of Myelodysplastic Syndrome and/or Acute Myeloid Leukemia in patients with breast and lung cancer who receive UDENYCA in conjunction with chemotherapy and/or radiation therapy
- Capillary Leak Syndrome
- Aortitis

Advise patients acutely exposed to myelosuppressive doses of radiation (Hematopoietic Subsyndrome of Acute Radiation Syndrome) that efficacy studies of pegfilgrastim products for this indication could not be conducted in humans for ethical and feasibility reasons and that, therefore, approval of this use was based on efficacy studies conducted in animals [see *Clinical Studies (14.2)*].

Instruct patients who self-administer UDENYCA using the single-dose prefilled syringe of the:

- Importance of following the Instructions for Use (see Instructions for Use).
- Dangers of reusing syringes.
- Importance of following local requirements for proper disposal of used syringes.

For patients who will use the UDENYCA prefilled autoinjector, tell them that they:

- Will hear two "clicks" during the UDENYCA injection. The first 'click' means the start of injection and second 'click' means the end of injection.
- To start injection, push the prefilled autoinjector body down. Continue holding down after hearing the first 'click'.
- In the viewing window, the orange indicator will advance to show the progress of the injection.

When injection has finished, there will be a second ‘click’ and the ‘Orange Indicator’ will completely block the viewing window.

Advise patients on the use of the on-body injector (OBI) for UDENYCA:

- Review the Patient Information and Patient Instructions for Use with the patient and provide the instructions to the patient.
- Refer the patient to the dose delivery information written on the Patient Instructions for Use.
- Tell the patient when their dose delivery of UDENYCA will begin and when their dose delivery should be completed.
- Advise the patient that serious allergic reactions can happen with UDENYCA. Patients should have a caregiver nearby for the first use. Patients should plan to be in a place where they can appropriately monitor the OBI for UDENYCA during the approximately 5 minutes UDENYCA delivery and for an hour after the delivery. Advise the patient to avoid traveling, driving, or operating heavy machinery during hours 26-29 following application of the OBI for UDENYCA.
- If the OBI for UDENYCA is placed on the back of the arm, remind the patient that a caregiver must be available to monitor the OBI for UDENYCA.
- If a patient calls the healthcare provider regarding any OBI for UDENYCA problems, the healthcare provider is advised to call Coherus at 1-800-483-3692.
- Advise the patient:
 - to call their healthcare provider immediately if the status light on the OBI for UDENYCA is flashing red (*see the Patient Instructions for Use*).
 - to inform their healthcare provider if the adhesive on the OBI for UDENYCA becomes saturated with fluid, or there is dripping, as this may be evidence of significant product leakage, resulting in inadequate or missed dose (*see the Patient Instructions for Use*).
 - to keep the OBI for UDENYCA dry for approximately the last 3 hours prior to the dose delivery start to better enable potential leak detection.
 - that the OBI for UDENYCA should only be exposed to temperatures between 41°F and 104°F (5°C to 40°C).
 - to keep the OBI for UDENYCA at least 4 inches away from electrical equipment such as cell phones, cordless telephones, microwaves, and other common appliances. Failure to keep the OBI for UDENYCA at least this recommended distance may interfere with operation and can lead to a missed or incomplete dose of UDENYCA.
 - that if the needle is exposed after OBI for UDENYCA removal, place the used OBI for UDENYCA in a sharps disposal container to avoid accidental needle stick and call their healthcare provider immediately.
 - to remove the OBI for UDENYCA after the green light shines continuously and to place the used OBI for UDENYCA in a sharps disposal container (*see the Patient Instructions for Use*).
- Advise the patient:
 - do not reapply the OBI for UDENYCA if the OBI for UDENYCA comes off before full dose is delivered and instead call their healthcare provider immediately, as they may need a replacement dose.
 - avoid bumping the OBI for UDENYCA or knocking the OBI for UDENYCA off the body.
 - do not use other materials to hold the on-body injector in place that could cover audio/visual indicators or compress the on-body injector against the patient’s skin, as this could dislodge the cannula and lead to a missed dose or incomplete dose of UDENYCA.
 - do not expose the OBI for UDENYCA to medical imaging studies (e.g., X-ray scan, MRI, CT scan and ultrasound), radiation treatment, and oxygen rich environments such as hyperbaric chambers to avoid OBI for UDENYCA damage and patient injury.

- Advise the patient to avoid:
 - airport X-ray scans and request a manual pat down instead; remind patients who elect to request a manual pat down to exercise care to avoid having the OBI for UDENYCA dislodged during the pat down process.
 - sleeping on the OBI for UDENYCA or applying pressure on the OBI for UDENYCA as this may affect OBI for UDENYCA performance.
 - getting body lotions, creams, oils, and cleaning agents near the OBI for UDENYCA as these products may loosen the adhesive.
 - use of lotions, creams, or oils on their arms and abdomen prior to their next scheduled OBI for UDENYCA dose (to help with device adherence to the skin).
 - using bath tubs, hot tubs, whirlpools, or saunas and avoid exposing the OBI for UDENYCA to direct sunlight as these may affect the drug.
 - peeling off or disturbing the OBI for UDENYCA adhesive before delivery of full dose is complete.



UDENYCA® (pegfilgrastim-cbqv)

Manufactured by: Coherus BioSciences, Inc., Redwood City, California 94065-1442

U.S. License No. 2023

© 2021 Coherus BioSciences Inc. All rights reserved.

For more information, go to www.UDENYCA.com or call 1-800-4UDENYCA (1-800-483-3692)

PMD-0212, Rev. 00

Patient Information

UDENYCA® (yoo-den-i-kah)
(pegfilgrastim-cbqv)
injection
on-body injector for UDENYCA

What is the most important information I need to know about receiving UDENYCA with the on-body injector for UDENYCA?

- **See the Instructions for Use for the on-body injector for UDENYCA for detailed information about the on-body injector for UDENYCA and important information about your dose delivery that has been written by your healthcare provider.**
 - Know the time that delivery of your dose of UDENYCA is expected to start.
 - Avoid traveling, driving, or operating heavy machinery during hour 26 through hour 29 after the on-body injector for UDENYCA is applied. Avoid activities and places that may interfere with monitoring during the **5-minute** period that UDENYCA is expected to be delivered by the on-body injector for UDENYCA, and for 1 hour after delivery.
- A caregiver should be with you the first time that you receive UDENYCA with the on-body injector for UDENYCA.
- Before your next scheduled UDENYCA dose, avoid use of lotions, creams, or oils on your arms and stomach area (abdomen) to help keep the device on your skin.
- If placed on the back of the arm, a caregiver must be available to monitor the status of the on-body injector.
- **If you have an allergic reaction during the delivery of UDENYCA, remove the on-body injector for UDENYCA by grabbing the edge of the adhesive pad and peeling off the on-body injector for UDENYCA. Get emergency medical help right away.**
- **You should only receive a dose of UDENYCA on the day your healthcare provider tells you.**
- **You should not receive your dose of UDENYCA any sooner than 24 hours after you finish receiving your chemotherapy.** The on-body injector for UDENYCA is programmed to deliver your dose about 27 hours after your healthcare provider fills and places the on-body injector for UDENYCA on your skin.
- **Do not** expose the on-body injector for UDENYCA to the following because the on-body injector for UDENYCA may be damaged, and you could be injured:
 - Diagnostic imaging (e.g., CT scan, MRI, Ultrasound, X-ray)
 - Radiation treatment
 - Oxygen rich environments, such as hyperbaric chambers
- Avoid airport X-ray scans. Request a manual pat down instead. Use care during a manual pat down to help prevent the on-body injector for UDENYCA from being accidentally removed.
- **Keep the on-body injector for UDENYCA at least 4 inches away from electrical equipment such as cell phones, cordless telephones, microwaves and other common appliances.** If the on-body injector for UDENYCA is too close to electrical equipment, it may not work correctly and can lead to a missed or incomplete dose of UDENYCA.
- The on-body injector is for adult patients only.
- **If your on-body injector is not working properly, you may miss your dose or you may not receive your full dose of UDENYCA. If you miss your dose or do not receive your full dose of UDENYCA, you may have an increased risk of developing fever or infection.**
- **Call your healthcare provider right away, as you may need a replacement dose, if any of the following occur:**
 - on-body injector for UDENYCA comes off before or during a dose delivery. Do not re-apply it.
 - on-body injector for UDENYCA is leaking.
 - adhesive on your on-body injector for UDENYCA becomes noticeably wet (saturated) with fluid, or there is dripping. This may mean that UDENYCA is leaking out of your on-body injector for UDENYCA. If this happens you may only receive some of your dose of UDENYCA, or you may not receive a dose at all.
 - on-body injector for UDENYCA status light is flashing red.

What is UDENYCA?

UDENYCA is a prescription medicine used to help reduce the chance of infection due to a low white blood cell count, in people with certain types of cancer (non-myeloid), who receive anti-cancer medicines (chemotherapy) that can cause fever and low blood cell count.

Do not take UDENYCA if you have had a serious allergic reaction to pegfilgrastim products or filgrastim products.

Before you receive UDENYCA, tell your healthcare provider about all of your medical conditions, including if you:

- have a sickle cell disorder.
- have had severe skin reactions to acrylic adhesives.
- have kidney problems.
- are pregnant or plan to become pregnant. It is not known if UDENYCA may harm your unborn baby.

- are breastfeeding or plan to breastfeed. It is not known if UDENYCA passes into your breast milk.

Tell your healthcare provider about all of the medicines you take, including prescription and over-the-counter medicines, vitamins, and herbal supplements.

How will I receive UDENYCA?

See the Instructions for Use for detailed information about how you will receive a dose of UDENYCA with the on-body injector for UDENYCA, and how to remove and dispose of the on-body injector for UDENYCA.

- **See the section “What is the most important information I need to know about receiving UDENYCA with the on-body injector for UDENYCA?”**
- UDENYCA is given as an injection under the skin (subcutaneous). Your healthcare provider will use a prefilled syringe with UDENYCA to fill the on-body injector prior to applying it. The prefilled syringe with UDENYCA and the on-body injector are provided to your healthcare provider as part of UDENYCA ONBODY. The on-body injector for UDENYCA will be applied to the stomach area (abdomen) or back of your arm by your healthcare provider. If the on-body injector for UDENYCA was placed on the back of your arm, a caregiver must be available to monitor the on-body injector for UDENYCA.
- Your healthcare provider should place the on-body injector for UDENYCA on an area of your skin that does not have swelling, redness, cuts, wounds, or abrasions. Tell your healthcare provider about any skin reactions that happen in the on-body injector for UDENYCA application area after it has been applied.
- The on-body injector for UDENYCA is programmed to deliver your dose about 27 hours after your healthcare provider places the on-body injector for UDENYCA on your skin.
- The dose of UDENYCA will be delivered over about 5 minutes. During dose delivery and for 1 hour after delivery, it is best to stay in a place where you or a caregiver can monitor the on-body injector for UDENYCA to make sure you receive your full dose of UDENYCA and watch for symptoms of an allergic reaction.
- Your healthcare provider will show you how to monitor the on-body injector for UDENYCA to make sure delivery has been completed.
- Keep the on-body injector for UDENYCA dry for about the last 3 hours before the dose delivery is expected to start. This will help you to better detect possible leaking from the on-body injector for UDENYCA.
- Only expose the on-body injector for UDENYCA to temperatures between 41°F to 104°F (5°C to 40°C).

While the on-body injector for UDENYCA is in place you should avoid:

- traveling, driving, or operating heavy machinery during hour 26 through hour 29 after the on-body injector for UDENYCA is applied.
- sleeping on the on-body injector for UDENYCA or applying pressure on the on-body injector for UDENYCA. The on-body injector for UDENYCA may not work properly.
- bumping the on-body injector for UDENYCA or knocking it off your body.
- using other materials to hold the on-body injector in place. Using other materials could cover audio or visual indicators or press the on-body injector against your skin, and lead to a missed dose or incomplete dose of UDENYCA.
- getting body lotion, creams, oils, and skin cleansing products near the on-body injector for UDENYCA. These products may loosen the adhesive that holds the on-body injector for UDENYCA onto your body.
- using bathtubs, hot tubs, whirlpools, or saunas, and direct sunlight. These may affect UDENYCA.
- peeling off or disturbing the on-body injector for UDENYCA adhesive before you receive your full dose of UDENYCA.

What are the possible side effects of UDENYCA?

UDENYCA may cause serious side effects, including:

- **Spleen rupture.** Your spleen may become enlarged and can rupture. A ruptured spleen can cause death. Call your healthcare provider right away if you have pain in your left upper stomach area or left shoulder.
- **A serious lung problem called Acute Respiratory Distress Syndrome (ARDS).** Call your healthcare provider or get emergency medical help right away if you have shortness of breath with or without a fever, trouble breathing, or a fast rate of breathing.
- **Serious allergic reactions.** UDENYCA can cause serious allergic reactions. These reactions can cause a rash over your whole body, shortness of breath, wheezing, dizziness, swelling around your mouth or eyes, fast heart rate, and sweating.

If you have an allergic reaction during the delivery of UDENYCA, remove the on-body injector for UDENYCA by grabbing the edge of the adhesive pad and peeling off the on-body injector for UDENYCA. Get emergency medical help right away.

- **Sickle cell crises.** You may have a serious sickle cell crisis, which could lead to death, if you have a sickle cell

disorder and receive UDENYCA. Call your healthcare provider right away if you develop symptoms of sickle cell crisis such as pain or difficulty breathing.

- **Kidney injury (glomerulonephritis).** UDENYCA can cause kidney injury. Call your healthcare provider right away if you develop any of the following symptoms:
 - swelling of your face or ankles
 - blood in your urine or dark colored urine
 - you urinate less than usual
- **Increased white blood cell count (leukocytosis).** Your healthcare provider will check your blood during treatment with UDENYCA.
- **Decreased platelet count (thrombocytopenia).** Your healthcare provider will check your blood during treatment with UDENYCA. Tell your healthcare provider if you have unusual bleeding or bruising during treatment with UDENYCA. This could be a sign of decreased platelet counts, which may reduce the ability of your blood to clot.
- **Capillary Leak Syndrome.** UDENYCA can cause fluid to leak from blood vessels into your body's tissues. This condition is called "Capillary Leak Syndrome" (CLS). CLS can quickly cause you to have symptoms that may become life-threatening. Get emergency medical help right away if you develop any of the following symptoms:
 - swelling or puffiness and are urinating less than usual
 - trouble breathing
 - swelling of your stomach-area (abdomen) and feeling of fullness
 - dizziness or feeling faint
 - a general feeling of tiredness
- **Myelodysplastic syndrome and acute myeloid leukemia.** If you have breast cancer or lung cancer, when UDENYCA is used with chemotherapy and radiation therapy, or with radiation therapy alone, you may have an increased risk of developing a precancerous blood condition called myelodysplastic syndrome (MDS) or a blood cancer called acute myeloid leukemia (AML). Symptoms may include tiredness, fever, and easy bruising or bleeding. Call your healthcare provider if you develop these symptoms during treatment with UDENYCA.
- **Inflammation of the aorta (aortitis).** Inflammation of the aorta (the large blood vessel which transports blood from the heart to the body) has been reported in patients who received pegfilgrastim products. Symptoms may include fever, abdominal pain, feeling tired, and back pain. Call your healthcare provider if you experience these symptoms.

The most common side effect of UDENYCA is pain in your bones, and in your arms, and legs. These are not all the possible side effects of UDENYCA. For more information, ask your healthcare provider or pharmacist.

Call your doctor for medical advice about side effects. You may report side effects to FDA at 1-800-FDA-1088.

General information about the safe and effective use of UDENYCA.

Medicines are sometimes prescribed for purposes other than those listed in a Patient Information leaflet. If you would like more information about UDENYCA, talk with your healthcare provider or pharmacist. You can ask your pharmacist for information about UDENYCA that is written for health professionals.

What are the ingredients in UDENYCA?

Active ingredient: pegfilgrastim-cbqv

Inactive ingredients: acetate, polysorbate 20, sodium, and sorbitol in Water for Injection.

Manufactured by: Coherus BioSciences, Inc., Redwood City California 94065-1442
U.S. License No. 2023
©2021 Coherus BioSciences, Inc. All rights reserved.

For more information, go to www.UDENYCA.com, or call 1-800-4UDENYCA (1-800-483-3692)



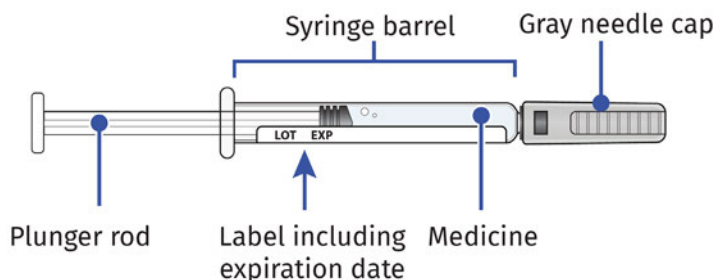
Healthcare Provider INSTRUCTIONS FOR USE

UDENYCA [yoo-den-i-kah] ONBODY™

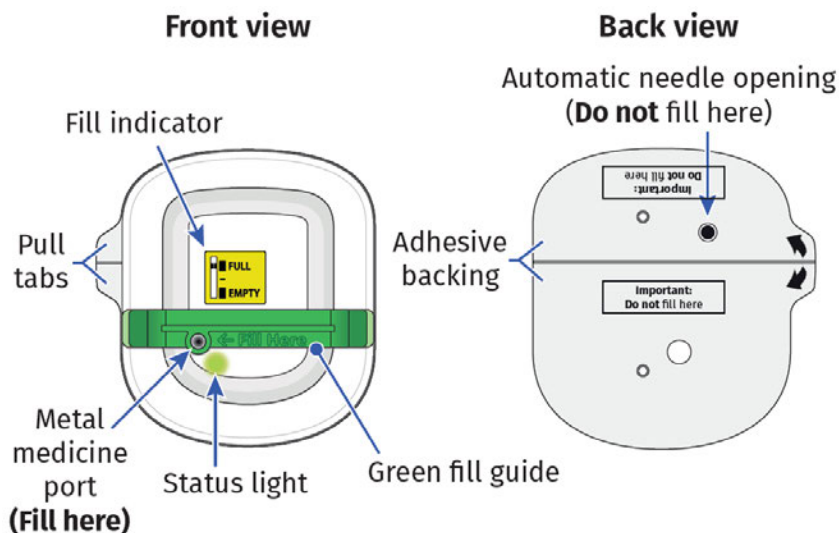
(pegfilgrastim-cbqv)
injection, for subcutaneous use

Guide to Parts

UDENYCA Prefilled Syringe



On-body Injector for UDENYCA



Important

READ THE FOLLOWING INSTRUCTIONS BEFORE USING UDENYCA ONBODY

Prescribing Information

- See Prescribing Information for information on UDENYCA.
- The on-body injector is for adult patients only.
- The on-body injector is not recommended for patients with Hematopoietic Subsyndrome of Acute Radiation Syndrome.
- For patients who have had severe skin reactions to acrylic adhesives, consider the benefit-risk profile before administering pegfilgrastim via the on-body injector for UDENYCA.

Application Information

- The on-body injector should be applied to intact, non-irritated skin on the abdomen or back of the arm. The back of the arm may only be used if there is a caregiver available to monitor the status of the on-body injector.
- The on-body injector has a self-adhesive backing to attach it to the skin, **do not** use additional materials to hold it in place as this could lead to a missed or incomplete dose of UDENYCA.

Environmental Information

- **Do not** expose the on-body injector for UDENYCA to the following environments as the on-body injector may be damaged and the patient could be injured:
 - Diagnostic imaging (e.g., CT Scan, MRI, Ultrasound, X-ray)
 - Radiation treatment
 - Oxygen rich environments such as hyperbaric chambers.

Cautions

- **Do not** use UDENYCA ONBODY to deliver any other drug product.
- **Do not** use the on-body injector if its packaging has been previously opened, or the expiration date on the carton or any components has passed.
- **Do not** use if the name UDENYCA does not appear on UDENYCA ONBODY carton.
- **Do not** modify the on-body injector.
- **Do not** fill the UDENYCA on-body injector on the adhesive side. Use the metal medicine port.
- **Do not** attempt to reapply the on-body injector.
- **Do not** use if either the on-body injector or prefilled syringe is dropped. Start again with a new on-body injector or prefilled syringe.

Storage Information

- Store the ONBODY in the refrigerator at 36°F to 46°F (2°C to 8°C) until ready for use. If the ONBODY is stored at room temperature for more than 12 hours, **do not** use. Start again with a new ONBODY.
- Keep the prefilled syringe in the carton until use to protect from light.
- **Do not** freeze the ONBODY.
- **Do not** separate the components of UDENYCA ONBODY until ready for use.

For all questions, call Coherus BioSciences at 1-800-4UDENYCA (1-800-483-3692). If a patient calls you regarding any on-body injector problems, call Coherus BioSciences at 1 800-4UDENYCA (1-800-483-3692).

Step 1: Prepare

A| Remove ONBODY from the refrigerator and open carton.

Place the syringe tray and on-body injector tray on a clean, flat, well-lit work surface. Allow to come to room temperature for 30 minutes prior to use. **Do not** warm the UDENYCA ONBODY components using a heat source.

Check to make sure it contains:

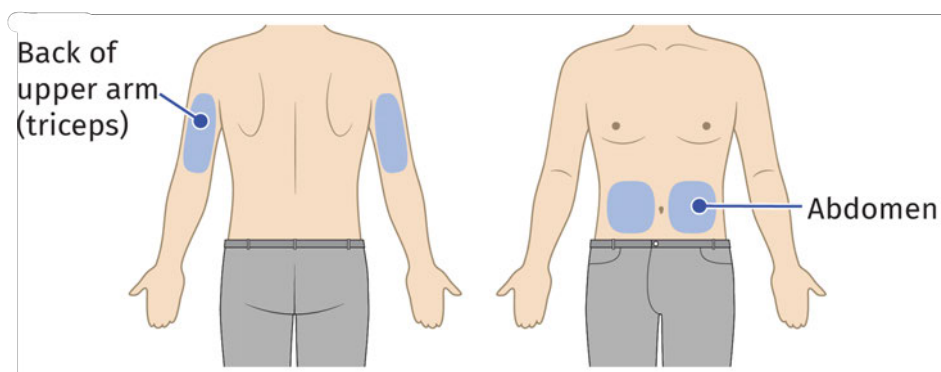
- One UDENYCA prefilled syringe
- One on-body injector for UDENYCA
- UDENYCA Patient Information
- UDENYCA Prescribing Information
- Instructions for Use for healthcare provider
- Instructions for Use for patient

Check the above listed items for damage and check the expiry date on the syringe tray and on-body injector tray.

Do not use the on-body injector:

- if its packaging has been previously opened
- if the packaging or trays appear to be damaged or have been dropped
- if the expiry date on the syringe tray or on-body injector tray has passed.

B| Choose the patient's injection site.



Choose the flattest site for the on-body injector application.

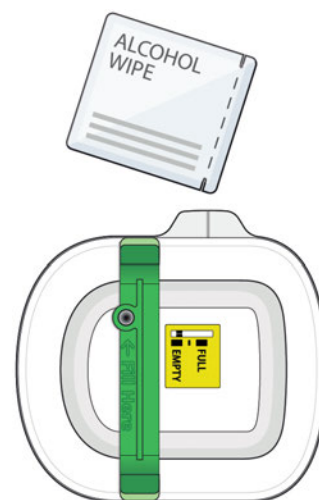
Ask the patient about their ability to monitor and remove the on-body injector.

- You can use the left or right side of the abdomen, except for a two-inch area right around navel.
- You can use the back of upper arm only if there is a caregiver available to monitor the status of the on-body injector.
- Apply the on-body injector to intact, non-irritated skin.
- **Do not** apply the on-body injector on areas with scar tissue, moles, or excessive hair. In case of excessive hair, carefully trim hair to get the on-body injector close to the skin.

- **Do not** apply the on-body injector on areas where belts, waistbands, or tight clothing may rub against, disturb, or dislodge the on-body injector.
- **Do not** apply the on-body injector on surgical sites.
- **Do not** apply the on-body injector on areas where the on-body injector will be affected by folds in the skin.

C| Clean an area on the injection site larger than the on-body injector adhesive backing.

- Thoroughly clean the site with alcohol to enhance on-body injector's adherence to the skin. Only use alcohol to clean the skin.
- Make sure the skin is oil-free prior to applying the on-body injector.
- Allow the skin to completely dry on its own (e.g. without blowing on or fanning the area) before attaching the on-body injector.
- **Do not** touch this area again before attaching the on-body injector.



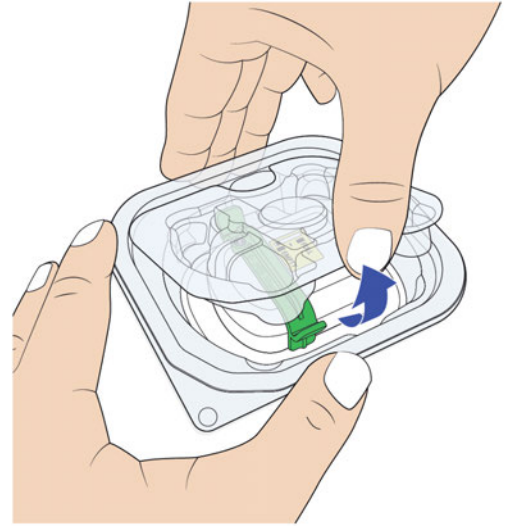
Step 2: Get ready

A| Open on-body injector tray and remove plastic lid.

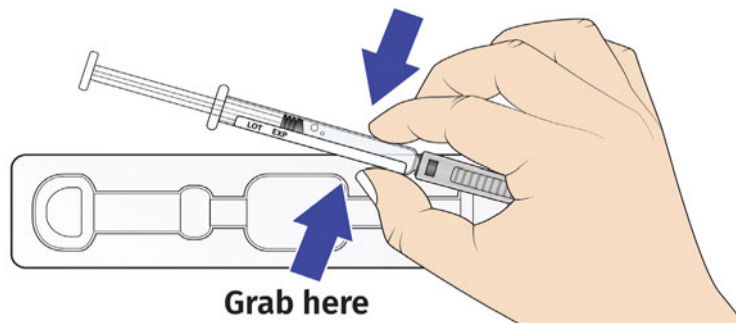
Wash your hands before use.

Open the on-body injector tray by fully removing the tray cover and removing the plastic lid.

- **Do not** remove the on-body injector from the tray before filling it.
- **Do not** remove the green fill guide.



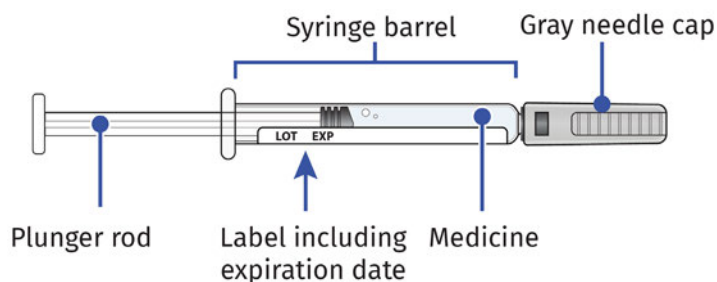
B| Remove UDENYCA prefilled syringe from tray.



For safety reasons:

- **Do not** grasp the gray needle cap.
- **Do not** remove the gray needle cap until ready to fill the on-body injector.
- **Do not** grasp the plunger rod.

C| Inspect medicine and UDENYCA prefilled syringe. UDENYCA liquid should always be clear and colorless.



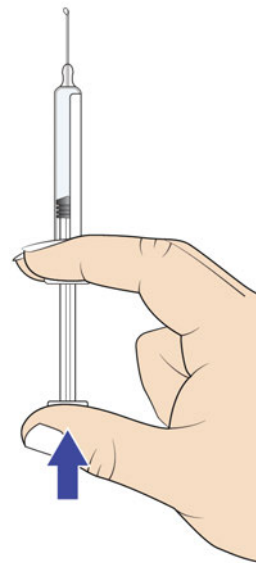
- **Do not** use if the liquid contains particulate matter or discoloration is observed prior to administration.
- **Do not** use if any part appears to be damaged, cracked or broken.
- **Do not** use if the gray needle cap is missing or not securely attached.
- **Do not** use if the expiration date printed on the label has passed.
- **Do not** remove the gray needle cap until ready to fill the on-body injector.
- **Do not** shake the prefilled syringe.

In all the above cases, start again with a new UDENYCA ONBODY. Call Coherus BioSciences at 1-800-4UDENYCA (1-800-483-3692).

D| Remove air bubbles in prefilled syringe.

Injecting air bubbles into the on-body injector could interfere with the full-dose delivery.

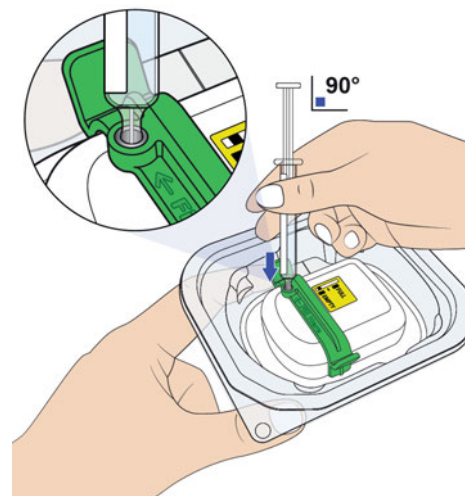
- Remove the gray needle cap.
- Gently tap the syringe with your finger until air bubbles rise to the top.
- Slowly push air out of the syringe, taking care to not expel medicine.
- A small droplet at the tip of the needle during air purging is normal.
- **Do not** recap the syringe.



E| Orient the syringe with the needle facing downwards. Center the needle directly over the metal medicine port at a 90-degree angle. Insert the needle all the way into the port, avoiding sides.

Insert needle into metal medicine port at a 90-degree angle only.

- **Do not** fill the UDENYCA on-body injector on the adhesive side. Use the metal medicine port.
- **Do not** touch the plunger until the needle is fully inserted into the metal medicine port.
- **Do not** move the needle in the metal medicine port.
- **Do not** insert the needle more than once.
- **Do not** bend the needle. Avoid spilling the medicine.
- **Do not** remove the green fill guide before filling the on-body injector.

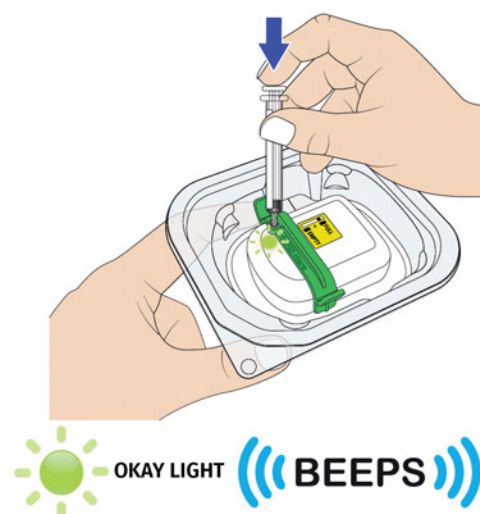


F| Fully depress the plunger rod to expel entire contents of the prefilled syringe into the on-body injector.

After filling completely, you will hear two beeps. The status light will start to flash green.

Remove the needle straight from the metal medicine port and dispose the empty syringe right away into a puncture proof container.

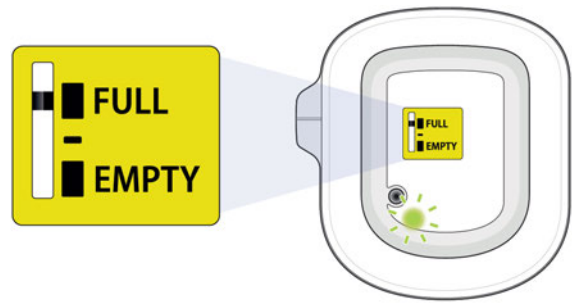
- **Do not** recap the needle.



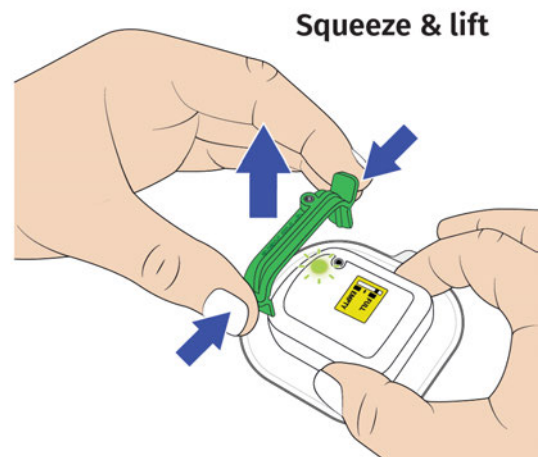
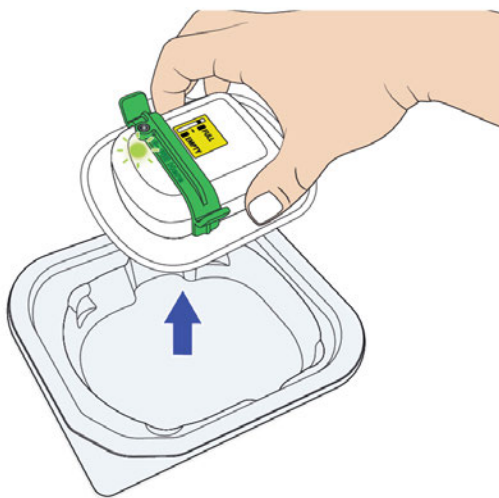
G| Check to see if the on-body injector is full.

You should see the green status light flashing and a black line next to FULL on the fill indicator. If this is not the case, **do not** use.

Start again with a new UDENYCA ONBODY, and call Coherus BioSciences at 1-800-4UDENYCA (1-800-483-3692).



H| Remove on-body injector from tray, then firmly squeeze and lift the green fill guide away from the on-body injector.



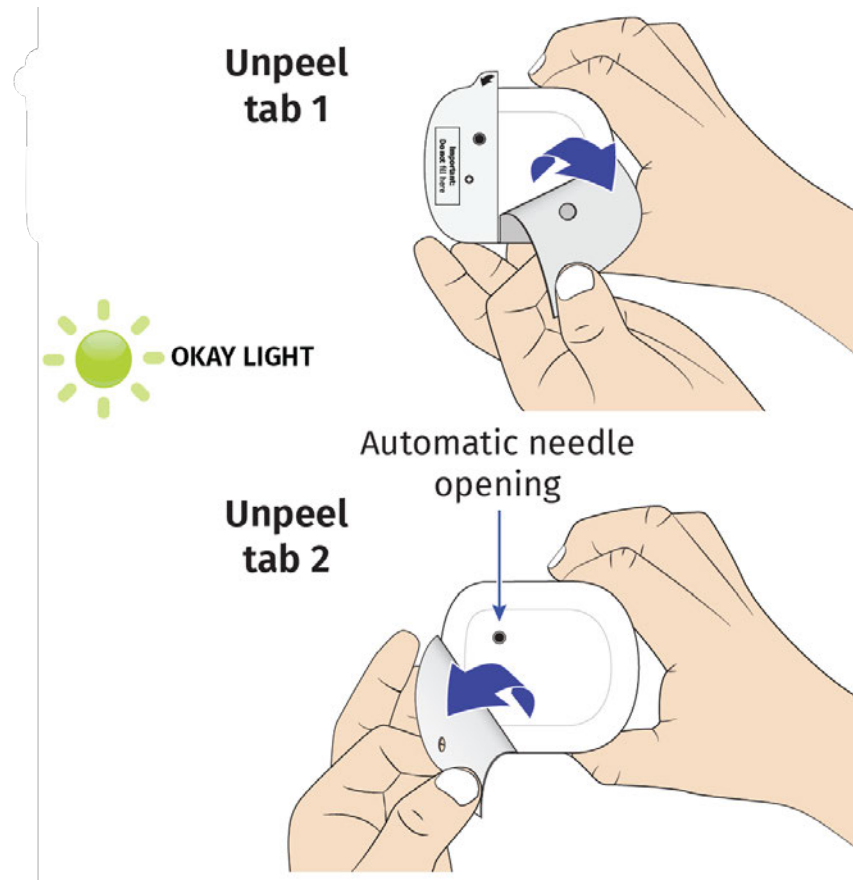
Dispose of green fill guide.

A drop of medicine may be visible on the metal medicine port when the green fill guide is removed.

Step 3: Apply

A| Peel away both pull tabs to show the adhesive. Never touch hands or gloves to the adhesive.

Make sure skin is dry prior to applying the on-body injector.



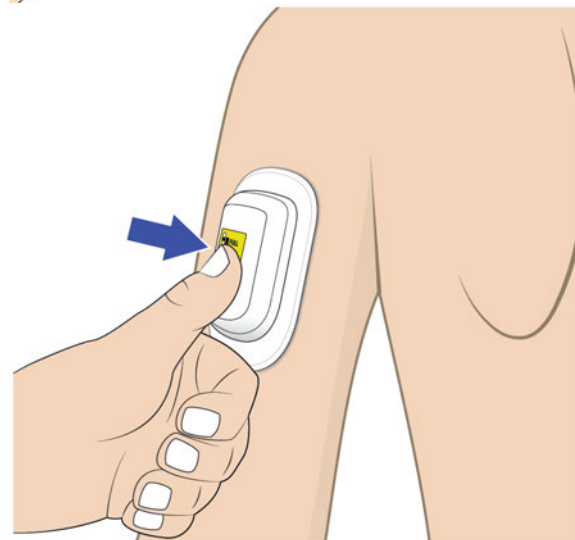
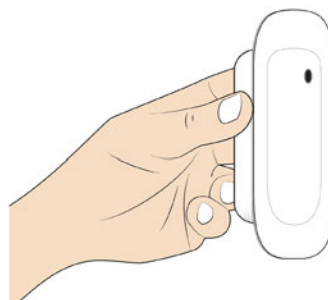
- **Do not** touch or contaminate the automatic needle opening.
- **Do not** pull off the adhesive pad or fold it.
- **Do not place adhesive on skin that is damp.**

In all cases, start again with a new UDENYCA ONBODY.

Call Coherus BioSciences at 1-800-4UDENYCA (1-800-483-3692).

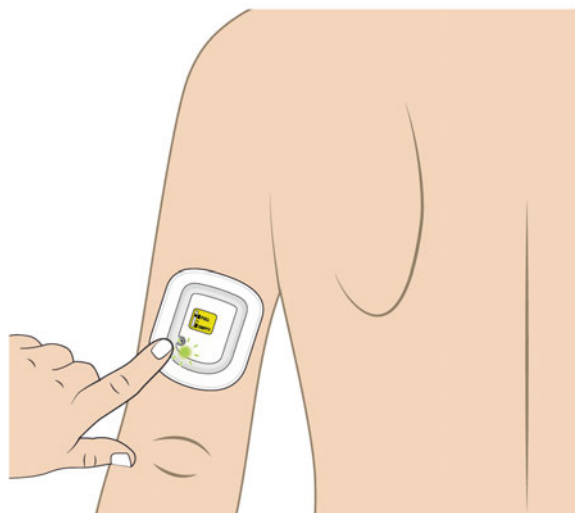
B| Securely apply the on-body injector without folding and without wrinkling to the cleaned injection site so it is visible and can be monitored by the patient or caregiver.

- **Do not** touch the adhesive.
- Grasp the on-body injector's plastic case with your fingertips and only by sides, keeping fingers off of the adhesive.
- **Do not** let the adhesive bend or curl while applying the on-body injector to skin.
- **Important:** Once on the skin, **press firmly on the on-body injector** to ensure proper adhesion to the patient's skin.
- Press around the entire adhesive so it lies down without folds or wrinkles.
- Hold the top of the on-body injector and run finger around the adhesive to create a secure attachment.
- **Do not** use other materials to secure the on-body injector to the patient that could cover audio/visual indicators or compress the on-body injector against the patient's skin.



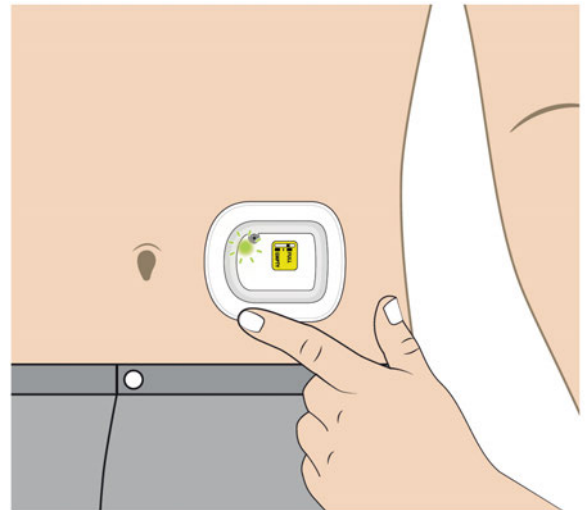
Back of upper arm (triceps)

Vertical with the light facing down toward the elbow



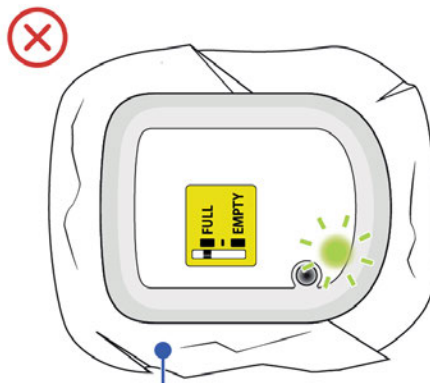
Abdomen

Horizontal with the light facing up and visible to the patient

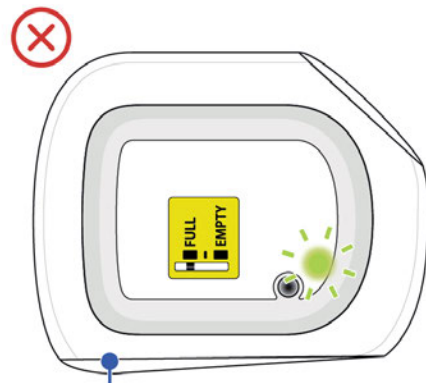


Check the quality of adhesion before sending the patient home.

If the adhesive is wrinkled or has folds anywhere that prevent the on-body injector from securely adhering, remove the on-body injector. Start again with a new ONBODY and call Coherus BioSciences at 1-800-4UDENYCA (1-800-483-3692).



Wrinkled adhesive



Folded adhesive

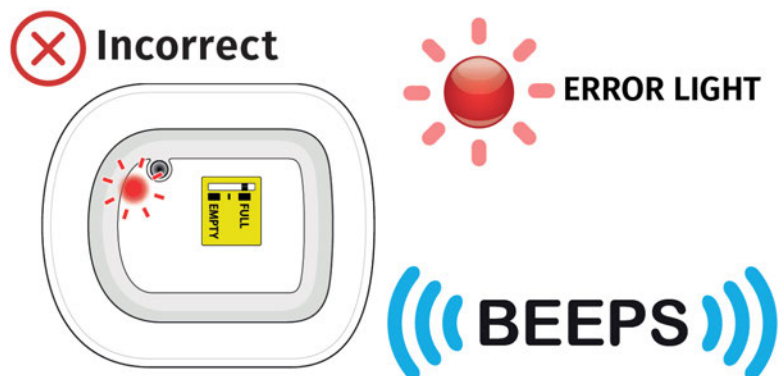
Step 4: Finish

A| Provide the Patient Instructions for Use Booklet for the patient to take home. Fill in the Dose Delivery information on the Patient Instructions for Use Booklet, and review the following instructions with your patient:

- The on-body injector will always flash a slow green light to let them know it is working properly.
- The patient should keep the on-body injector dry for at least 3 hours after it was placed on their skin.
- After approximately 27 hours the on-body injector will start to deliver the dose.
- Immediately before dose delivery starts the injection needle will be automatically inserted into the skin.
- When the dose delivery starts it will take about 5 minutes to complete. During this time, the on-body injector will flash a fast green light.
- **When dose delivery is complete, the on-body injector will sound a long beep, and the status light will turn SOLID GREEN. The needle will retract automatically.**
- **Do not remove the on-body injector until the status light is SOLID GREEN.**
- If the red error light is flashing, or the adhesive is noticeably wet (saturated), or the on-body injector is dislodged, the patient should contact their healthcare provider immediately as they may need a replacement dose.
- The patient should remain in a place where they can monitor the on-body injector for the entire dose delivery. The patient should avoid activities and settings that may interfere with wearing and monitoring during the dosing of UDENYCA administered by the on-body injector or could cause the OBI to fall off. For example, avoid traveling, driving, or operating heavy machinery during hours 26-29 following application of the on-body injector (this includes the approximately 5-minute delivery period plus an hour post-delivery).
- If the patient has an allergic reaction during the delivery of UDENYCA, the patient should remove the on-body injector and call his or her healthcare provider or seek emergency care right away.
- If placed on the back of the arm, remind the patient that a caregiver must be available to monitor the on-body injector.
- The on-body injector has a self-adhesive backing to attach it to the skin.
- **Do not** use other materials to hold it in place as this could cover audio/visual indicators or compress the on-body injector against the patient's skin, as this could lead to a missed or incomplete dose of UDENYCA.
- Always dispose of the empty on-body injector in a sharps disposal container as instructed by your healthcare provider or by state or local laws.
- Keep the on-body injector at least four inches away from electrical equipment such as cell phones, cordless telephones, microwaves and other common appliances. Failure to keep the on-body injector at least this recommended distance may interfere with operation and can lead to a missed or incomplete dose of UDENYCA.

Attention!

What to do if you hear beeping or when you look at status light and it is flashing red?



If at any time the on-body injector beeps continuously for five minutes, and the status light is flashing red, take the on-body injector off of the patient.

- **Do not** apply the on-body injector to the patient if red error light is on.
- **Do not** leave the on-body injector on the patient if red error light is on.

In all cases, **do not** use. Start over with a new UDENYCA ONBODY, and call 1-800-4UDENYCA (1-800-483-3692).

If the patient reports the red status light is on, they may not have received the full dose. Schedule a follow-up appointment and report the incident to Coherus BioSciences at 1-800-4UDENYCA (1-800-483-3692).

What to do if the adhesive becomes saturated with fluid or the on-body injector is dripping.



If the patient reports an on-body injector leak, they may not have received the full dose. Schedule a follow-up appointment and report the incident to Coherus BioSciences at 1-800-4UDENYCA (1-800-483-3692).

Manufactured by:

This label may not be the latest approved by FDA.
For current labeling information, please visit <https://www.fda.gov/drugsatfda>

Coherus BioSciences, Inc.
Redwood City, CA 94065-1442
US License No. 2023

<https://udenyca.com>
1-800-4UDENYCA (1-800-483-3692)
Issued: 12/2023
PMD-0214 Rev. 00

Electromagnetic Compatibility

The delivery system is designed to conform to the electromagnetic compatibility (EMC) standard IEC 60601-1-2:2020 and to operate accurately in conjunction with other medical equipment which also meets the requirements of this standard under home and hospital use environments.

To avoid electromagnetic interference (EMI) that may affect the performance of the delivery system [(i) Dose accuracy, (ii) treatment duration, (iii) Injection Depth, (iv) Visual and audible feedback], do not use the delivery system near sources of strong electric and magnetic interference (EMI), such as MRI, ionizing radiation, CT, diathermy, electromagnetic security systems (e.g., metal detectors), and large electric motors. In addition, portable and mobile RF communication equipment, such as RF emitters, cellular telephones, 2-way radios, Bluetooth™ devices, and microwave ovens in close proximity to this device may affect the operation of the delivery system. Some of these EMI sources (mostly RF emitters) may not be visible and the device can potentially be exposed to fields from these EMI sources without the user's awareness.

If you identify or suspect that external RF sources or other equipment are influencing delivery system operation (from known or unknown sources), try to (as applicable) increase the delivery system distance from the EMI source.

Electromagnetic Emissions

The delivery system has been tested and found to comply with the limits for a Class B digital device, pursuant to Part 15 of the FCC rules. These limits are designed to provide reasonable protection against harmful interference in a residential installation.

The delivery system has been tested for Electromagnetic Emissions		
Emissions Test	Test Level	Compliance Level
Radiated Emission per IEC 60601-1-2/ CISPR 11	Frequency range: 30 - 1000 MHz	Group 1 Class B, Home Healthcare Environment
Radiated Emission per ETSI EN 301 489-1, ETSI EN 301 489-17 and EN 55032	Frequency range: 30 - 6000 MHz	Class B, Home Healthcare Environment

If this delivery system does cause harmful interference to radio or television reception, which can be determined by turning the radio or television off and on, the user is encouraged to try to correct the interference by one or more of the following measures: Reorient or relocate the receiving antenna. Increase the separation between the equipment and receiver. Connect the radio or television to an outlet on a circuit different from that to which the receiver is connected. Consult the dealer or an experienced radio/TV technician.

Electromagnetic Immunity

The delivery system has been tested to comply in either a Home Healthcare Environment or Professional Healthcare Environment.

The delivery system has been tested for Electromagnetic Immunity		
Immunity Test	IEC Test Level	Compliance Level
Electrostatic discharge (ESD) per IEC 61000-4-2	±8 kV Contact ±2 kV, ±4 kV, ±8 kV, ±15 kV Air	±8 kV Contact ±15 kV Air
Radiated RF EM fields per IEC 61000-4-3	10 V/m, 80 MHz- 2.7 GHz, 80 % AM at 1 kHz	10 V/m, 80 MHz-2.7 GHz, 80 % AM at 1 kHz
Rated Power Frequency (50/60 Hz) magnetic fields per IEC 61000-4-8	30 A/m	30 A/m
Proximity magnetic fields per IEC 61000-4-39	8 A/m, 30kHz, CW; 65 A/m, 134.2kHz, PM 2.1kHz 50%; 7.5 A/m, 13.56MHz, PM 50kHz 50%	8 A/m, 30kHz, CW; 65 A/m, 134.2kHz, PM 2.1kHz 50%; 7.5 A/m, 13.56MHz, PM 50kHz 50%

Proximity fields from RF wireless communications equipment Immunity













The delivery system is tested per IEC 61000-4-3 at Frequencies and Levels as specified below to ensure Enclosure Port Immunity to RF wireless communications equipment.




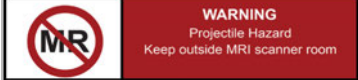





Test Frequency (MHz)	Band (MHz)	Service	Modulation	Immunity Test Level (V/m)
385	380 to 390	TETRA 400	Pulse modulation 18 Hz	27
450	430 to 470	GMRS 460, FRS 460	FM ± 5 kHz deviation 1 kHz sine	28
710, 745, 780	704 to 787	LTE Band 13, 17	Pulse modulation 217 Hz	9
810, 870, 930	800 to 960	GSM 800/900, TETRA 800,	Pulse modulation 18 Hz	28
1720, 1845, 1970	1700 to 1990	GSM 1800; CDMA 1900; GSM 1900; DECT; LTE Band 1, 3, 4, 25; UMTS	Pulse modulation 217 Hz	28
2450	2400 to 2570	Bluetooth, WLAN, 802.11 b/g/n, RFID 2450, LTE Band 7	Pulse modulation 217 Hz	28
5240, 5500, 5785	5100 to 5800	WLAN 802.11 a/n	Pulse modulation 217 Hz	9
If necessary to achieve the immunity test level, the distance between the transmitting antenna and the me equipment or me system may be reduced to 1 m. The 1 m test distance is permitted by IEC 61000-4-3.				

WARNING: Portable RF communications equipment (including peripherals such as antenna cables and external antennas) should be used no closer than 30 cm (12 inches) to any part of the Delivery System. Otherwise, degradation of the performance of this equipment could result.

WARNING: Use of this delivery system adjacent to other equipment should be avoided because it could result in improper operation. If such use is necessary, this equipment and the other equipment should be observed to verify that they are operating normally.

Symbols Glossary

Description	Symbol/Sub clause
Name or trade mark of the product	
Part number	
Name or trade name and address of the manufacturer	
Serial number or batch code, preceded by the word 'LOT', or the serial number/NDC number;	
Warnings and/or precautions to take (in text format)	N/A
Storage temperature and any other special storage and/or handling conditions (for the combination)	
Humidity limitation (for the combination)	
Pressure limitation (for the combination)	
Do not use if package is damaged	
Keep away from sunlight	
Keep dry	
For electrical devices - Water and dust ingress rating	IP68
For electrical devices – refer to instruction for use	
"Rx only" labeling of prescription devices	

Description	Symbol/Sub clause
Sterile & Sterilization by EO	
Expiration date (Use by)	
The device is for single use	
Should not enter the MRI scanner room	
Type BF applied parts	
CSA Certificate	
Battery specification Li-MnO ₂ Battery 3V/850mAh (CR14250)	<p data-bbox="1166 943 1219 972">N/A</p>
WEEE directive compliance	
UDENYCA [®] (pegfilgrastim-cbqv) prefilled syringe	
On-body injector for UDENYCA [®] (pegfilgrastim-cbqv)	

Patient INSTRUCTIONS FOR USE
UDENYCA [yoo-den-i-kah] **ONBODY™**
(pegfilgrastim-cbqv)
injection, for subcutaneous use

Dose Delivery Information

Your On-body injector was applied:

Day Time AM / PM

Injection of your dose (delivery) will start around:

Day Time AM / PM

Healthcare Provider Name:

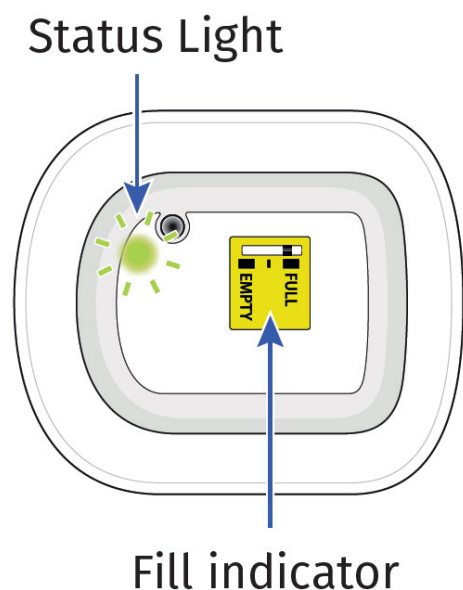
Healthcare Provider contact number:

On-body injector lot number:



Get to Know Your On-body Injector

Parts and Signals



Status Light



Flashing Green:

The on-body injector is working properly. **Do not** remove the on-body injector if the status light is flashing green.

Solid Green (or off):

Signals dose delivery is complete. Check to see if fill indicator reads empty.

Flashing Red:

On-body injector error. If you hear beeping at any time, check the status light. If it is flashing red, call your healthcare provider right away as you may need a replacement dose.



Fill indicator:

Black line shows how much UDENYCA is in the on-body injector.

Important Information

On-body Injector for UDENYCA Description

- The on-body injector for UDENYCA is intended for delivery of UDENYCA. This on-body injector delivers UDENYCA with an injection under-the-skin (subcutaneous). See the Patient Information that comes with your on-body injector for important information.
- Your healthcare provider will use a prefilled syringe with UDENYCA to fill the on-body injector prior to applying it. The prefilled syringe with UDENYCA and the on-body injector are provided to your healthcare provider as part of UDENYCA ONBODY. The on-body injector is applied directly to your skin using a self-adhesive backing. The on-body injector lets you know its status with sounds and lights.

Warnings

- You should only receive a dose of UDENYCA on the day your healthcare provider tells you.
- You should not receive your dose of UDENYCA any sooner than 24 hours after you finish receiving your chemotherapy. The on-body injector for

UDENYCA is programmed to deliver your dose about 27 hours after your healthcare provider places the on-body injector on your skin.

- If you have concerns about your medicine, call your healthcare provider right away. Serious allergic reactions can happen with UDENYCA. Ask your caregiver to be nearby for the first use. Plan to be in a place where you or your caregiver can closely monitor the on-body injector for UDENYCA for about 5-minutes during UDENYCA delivery and for an hour after the delivery.
- **Do not** take UDENYCA if you have had a serious allergic reaction to pegfilgrastim products or to filgrastim products.
- Tell your healthcare provider if you have had severe skin reactions to acrylic adhesives.
- If you have an allergic reaction during the delivery of UDENYCA, remove the on-body injector by grabbing the edge of the adhesive pad and peeling off the on-body injector. Get emergency medical help right away. **Caution the needle may be exposed.** Dispose of the on-body injector into a sharps disposal container right away.
- Call your healthcare provider right away if you have severe pain or skin discomfort around your on-body injector.
- Call your healthcare provider right away if you have pain in your left upper stomach area or left shoulder area. This pain could mean your spleen is enlarged or ruptured.
- Call your healthcare provider or get emergency medical help right away if you get any of these symptoms of acute respiratory distress syndrome (ARDS): fever, shortness of breath, trouble breathing, or a fast rate of breathing.
- Call your healthcare provider right away if you experience any of these symptoms of kidney injury (glomerulonephritis): puffiness in your face or ankles, blood in your urine or brown colored urine or you notice you urinate less than usual.
- Call your healthcare provider if you have persistent or worsening redness or tenderness at the application site (may be a sign of infection).
- The on-body injector is for adult patients only.

Wearing the On-body Injector

- This on-body injector delivers UDENYCA with an under-the-skin (subcutaneous) injection.
- The on-body injector is small, for one-time use, lightweight, battery-powered, and waterproof up to 5 feet (1.5 meters) for 1 hour.
- The on-body injector can be worn in a shower. After showering, check the on-body injector to make sure it has not become loose (dislodged).
- Avoid getting body lotions, creams, oils or cleaning agents near the on-body injector as these products may loosen the adhesive. Before your next scheduled UDENYCA dose, avoid use of lotions, creams, or oils on your arms and stomach area (abdomen).

- Only expose the on-body injector to temperatures between 41°F and 104°F (5°C and 40°C).
- **Do not** use bathtubs, hot tubs, whirlpools, or saunas while wearing the on-body injector. This may affect your medicine.
- **Do not** expose the on-body injector to direct sunlight. If the on-body injector is exposed to direct sunlight for more than 1 hour, it may affect your medicine. Wear the on-body injector under clothing.
- **Do not** sleep on the on-body injector or apply pressure during wear, especially during dose delivery. This may affect on-body injector performance.
- **Do not** peel off or disturb the on-body injector adhesive before your full dose is complete. This may result in a missed or incomplete dose of UDENYCA.

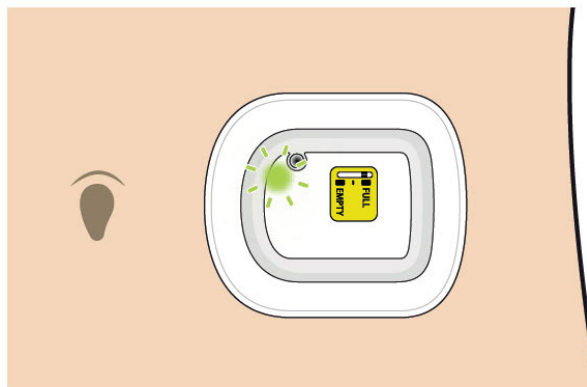
Environmental Precautions

- **Do not** expose the on-body injector to the following because the on-body injector may be damaged and you could be injured:
 - Diagnostic imaging (e.g., CT Scan, MRI, Ultrasound, X-ray)
 - Radiation treatment
 - Oxygen rich environments, such as hyperbaric chambers.
- Keep the on-body injector at least 4 inches away from electrical equipment such as cell phones, cordless telephones, microwaves and other common appliances. Failure to keep the on-body injector at least this recommended distance may interfere with operation and can lead to a missed or incomplete dose of UDENYCA.
- Avoid activities and places that may interfere with monitoring during the dosing of UDENYCA administered by the on-body injector. For example, **avoid** traveling, driving, or operating heavy machinery during hours 26-29 following application of the on-body injector for UDENYCA (this includes the 5-minute dose delivery period plus an hour post-delivery).
- If you must travel by airplane **before** the approximately 5-minute dose delivery period with the on-body injector, avoid airport X-ray scans. Request a manual pat down instead. Use care during a manual pat down to help prevent the on-body injector from being accidentally removed. For more information go to: <http://www.tsa.gov/travelerinformation/travelers-disabilities-and-medical-conditions>

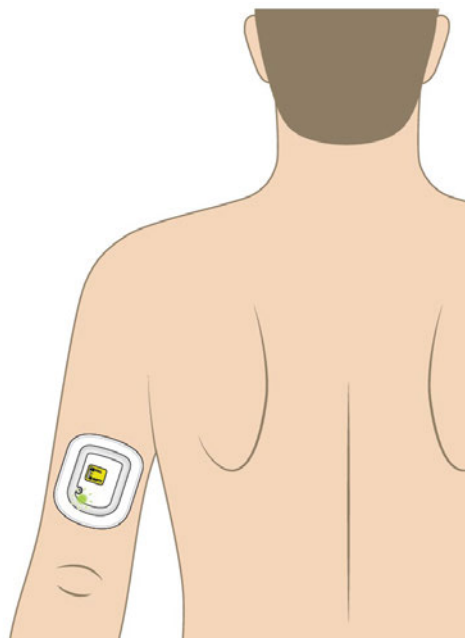
A healthcare provider who is familiar with UDENYCA should answer your questions. For general questions or support call **1-800-4UDENYCA (1-800-483-3692)** or visit **www.udenyca.com**.

Step 1: Monitor On-body Injector

A| For the next 27 hours, occasionally check the status light for at least 10 seconds. If the status light is flashing green, it is okay.



- Keep the on-body injector and adhesive backing dry for at least 3 hours after it was placed on your skin, and for 3 hours prior to dose delivery.
- Be careful not to bump the on-body injector, or knock the on-body injector off your body.
- The on-body injector has a self-adhesive backing to attach it to the skin. **Do not** add other materials to hold it in place as this could lead to a missed or incomplete dose of UDENYCA.



- If the on-body injector was placed on the back of your arm, a caregiver must be available to monitor the status of the on-body injector.
- If the on-body injector comes away from your skin at any time, **do not** reapply it. Call your healthcare provider right away as you may need a replacement.

dose. **Caution the needle may be exposed.** Dispose of the on-body injector into a sharps disposal container right away.

- If you hear beeping at any time, check the status light. If it is flashing red, call your healthcare provider right away, as you may need a replacement dose.

Step 2: Observe Dose Delivery

A| After about 27 hours, your on-body injector will begin to deliver your dose of UDENYCA.

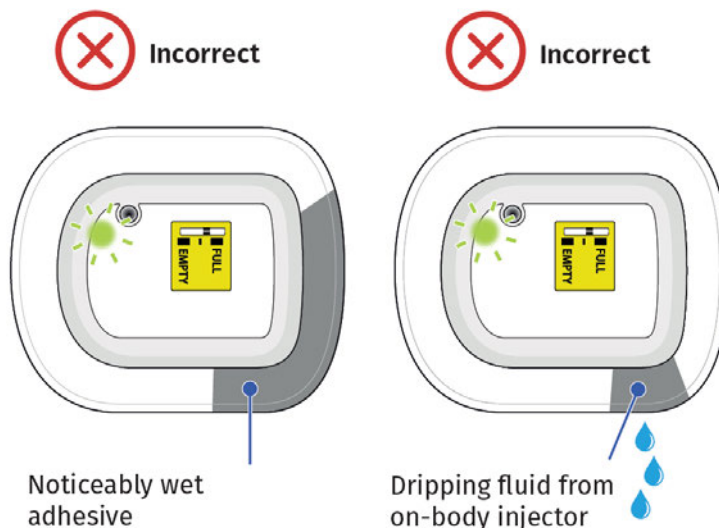
- Right before the injection starts the injection needle will be automatically inserted into the skin.
- Dose delivery will take around 5-minutes to complete. The on-body injector will flash a fast, green light.
- You may hear the pump working. This is okay.



- When dose delivery is complete, a long beep will sound and the status light will turn solid green.
- If you hear beeping at any time, check the status light. If it is flashing red, call your healthcare provider right away, as you may need a replacement dose.
- **Do not remove the on-body injector if the status light is flashing green.**



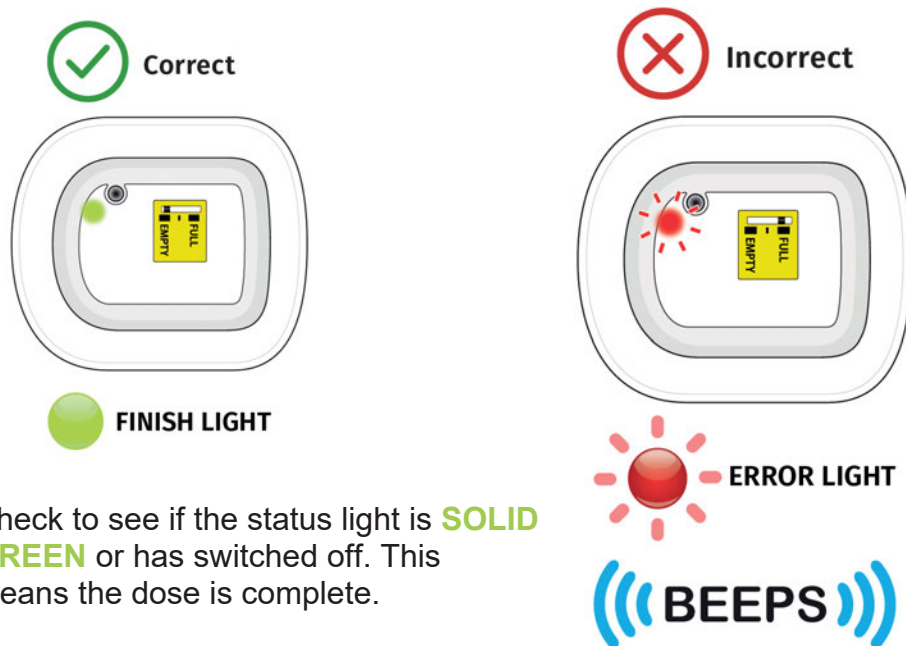
Check your on-body injector often for leaks during the 5-minute dose delivery. If the on-body injector was placed on the back of your arm, a caregiver must be available to check your on-body injector.



- If the adhesive is noticeably wet or dripping with medicine, call your healthcare provider right away, as you may need a replacement dose.

Step 3: Verify Dose Complete

A| After the beep, check the color of the status light.



Check to see if the status light is **SOLID GREEN** or has switched off. This means the dose is complete.

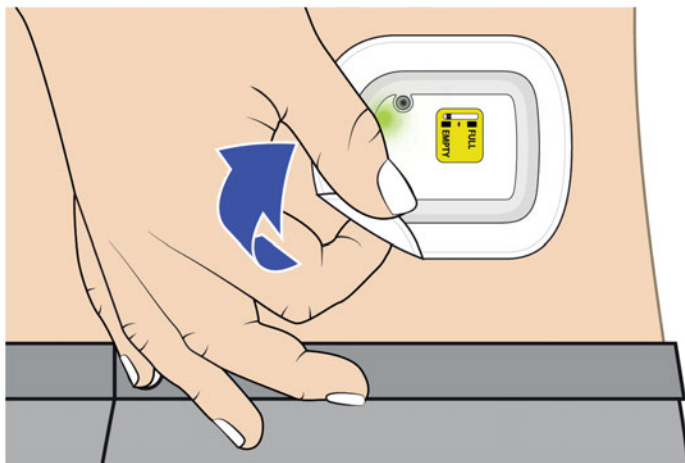
If the dose is complete, go to the next step.

Do not remove the on-body injector if the status light is flashing green.

If you see the status light is **FLASHING RED**, and your on-body injector is beeping, your on-body injector is not functioning properly.

Call your healthcare provider right away, as you may need a replacement dose.

B| Grab the edge of the adhesive pad. Slowly peel off the on-body injector.



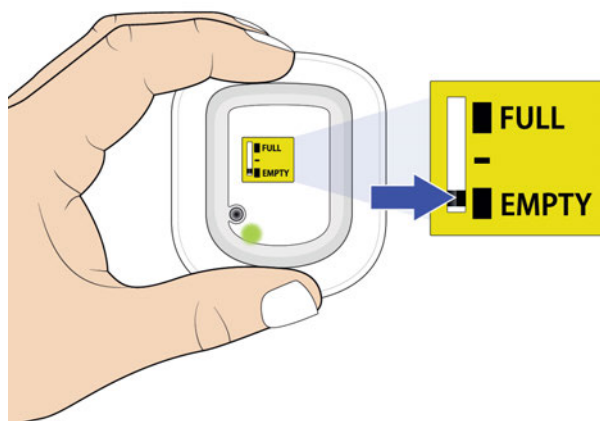
- **Do not** grasp the on-body injector itself to try to pull it off of your body.
- If medicine has leaked or the adhesive is noticeably wet or dripping, call your healthcare provider right away, as you may not have received your full dose and you may need a replacement dose.
- Remove any extra adhesive using soap and water.

Step 4: Finish



Check to see if your on-body injector is empty.

- Check your status light. Watch for at least 10 seconds. If the status light is solid green or it has switched off, it is okay.
- You should see a black line next to the EMPTY indicator. If the on-body injector is not empty, call your healthcare provider right away, as you may need a replacement dose.



- If you hear beeping, or when you check the status light and it is flashing red, call your healthcare provider right away.
- If the needle is exposed, call your healthcare provider right away.

A| Check off the box below to record how your on-body injector looks after use.

- Status light is solid green or the status light has switched off. This means that the delivery is complete.
- On-body injector leaked, call your healthcare provider right away, as you may need a replacement dose.
- Status light is red, call your healthcare provider right away, as you may need a replacement dose.

B| Properly dispose of the on-body injector.

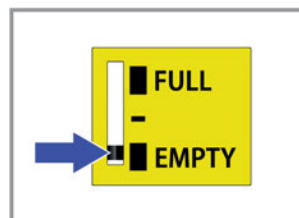
- After on-body injector removal, place the on-body injector in a sharps disposal container whether the needle is exposed or not.
- The on-body injector contains batteries, electronics, and a needle. Put the on-body injector in a FDA-cleared sharps disposal container right away after use. **Do not throw away (dispose of) the on-body injector in your household trash.**
- If you do not have a FDA-cleared sharps disposal container, you may use a household container that is:
 - made of a heavy-duty plastic,
 - can be closed with a tight-fitting, puncture-resistant lid, without sharps being able to come out,
 - upright and stable during use,
 - leak-resistant, and
 - properly labeled to warn of hazardous waste inside the container.
- When your sharps disposal container is almost full, you will need to follow your community guidelines for the right way to dispose of your sharps disposal container. There may be state or local laws about how you should throw away used needles and syringes.

- **Do not** dispose of your used sharps disposal container in your household trash unless your community guidelines permit this. **Do not** recycle your used sharps disposal container.
- For more information about safe sharps disposal, and for specific information about sharps disposal in the state that you live in, go to FDA's website at: <http://www.fda.gov/safesharpsdisposal>.
- **Keep the used on-body injector and sharps disposal container away from children.**



Frequently Asked Questions

How do I know it is safe to remove the on-body injector?

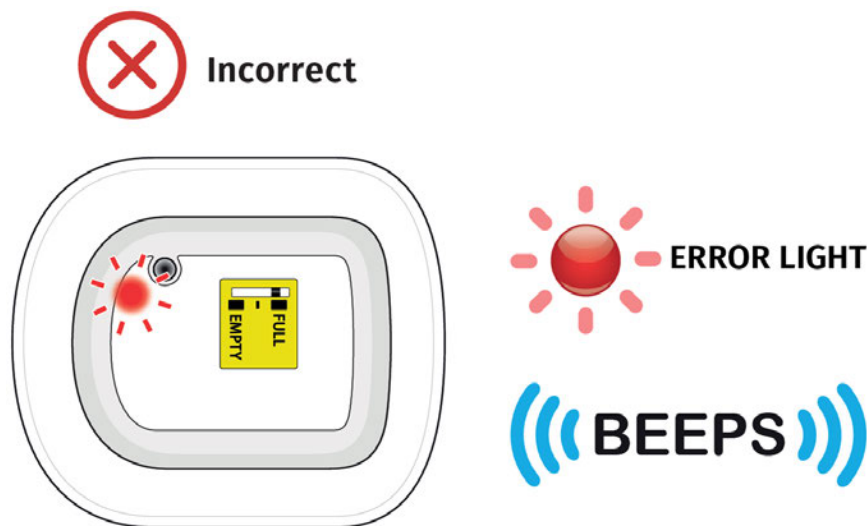


It is safe to remove the on-body injector after checking the following:

- The status light should be solid green.
- If the status light is flashing green, the dose delivery is not complete. Wait until you hear a long beep and the status light turns solid green before removing your on-body injector.
- The status light turns off 1 hour after delivery completion.
- The fill indicator should have a black line next to EMPTY.

What to do if you hear beeping or when you look at status light and it is flashing red?

- If the status light is flashing red, you may not have received your full dose and may need a replacement dose. Call your healthcare provider right away.



What do I do if the on-body injector comes off before the full dose is delivered?

Call your healthcare provider right away if the on-body injector at any time comes away from your skin before your full dose delivery, as you may need a replacement dose.

Do not reapply it. **Caution the needle may be exposed.** Dispose of the on-body injector into a sharps disposal container right away.

What if there is blood at my application site after the on-body injector has been removed?

If there is blood, press a clean cotton ball or gauze pad on the application site. Apply an adhesive bandage if needed.

What if my application site is red or tender after on-body injector removal?

Call your healthcare provider right away if you experience persistent or worsening redness or tenderness at the application site, as this can be a sign of infection.

Manufactured by:

Coherus BioSciences, Inc.
Redwood City, CA 94065-1442
US License No. 2023

<https://udenyca.com>
1-800-4UDENYCA (1-800-483-3692)
Issued: 12/2023
PMD-0215 Rev. 00

Electromagnetic Compatibility

The delivery system is designed to conform to the electromagnetic compatibility (EMC) standard IEC 60601-1-2:2020 and to operate accurately in conjunction with other medical equipment which also meets the requirements of this standard under home and hospital use environments.

To avoid electromagnetic interference (EMI) that may affect the performance of the delivery system [(i) Dose accuracy, (ii) treatment duration, (iii) Injection Depth, (iv) Visual and audible feedback], do not use the delivery system near sources of strong electric and magnetic interference (EMI), such as MRI, ionizing radiation, CT, diathermy, electromagnetic security systems (e.g., metal detectors), and large electric motors. In addition, portable and mobile RF communication equipment, such as RF emitters, cellular telephones, 2-way radios, Bluetooth™ devices, and microwave ovens in close proximity to this device may affect the operation of the delivery system. Some of these EMI sources (mostly RF emitters) may not be visible and the device can potentially be exposed to fields from these EMI sources without the user's awareness.

If you identify or suspect that external RF sources or other equipment are influencing delivery system operation (from known or unknown sources), try to (as applicable) increase the delivery system distance from the EMI source.

Electromagnetic Emissions

The delivery system has been tested and found to comply with the limits for a Class B digital device, pursuant to Part 15 of the FCC rules. These limits are designed to provide reasonable protection against harmful interference in a residential installation.

The delivery system has been tested for Electromagnetic Emissions		
Emissions Test	Test Level	Compliance Level
Radiated Emission per IEC 60601-1-2/ CISPR 11	Frequency range: 30 - 1000 MHz	Group 1 Class B, Home Healthcare Environment
Radiated Emission per ETSI EN 301 489-1, ETSI EN 301 489-17 and EN 55032	Frequency range: 30 - 6000 MHz	Class B, Home Healthcare Environment

If this delivery system does cause harmful interference to radio or television reception, which can be determined by turning the radio or television off and on, the user is encouraged to try to correct the interference by one or more of the following measures: Reorient or relocate the receiving antenna. Increase the separation between the equipment and receiver. Connect the radio or television to an outlet on a circuit different from that to which the receiver is connected. Consult the dealer or an experienced radio/TV technician.

Electromagnetic Immunity

The delivery system has been tested to comply in either a Home Healthcare Environment or Professional Healthcare Environment.

The delivery system has been tested for Electromagnetic Immunity		
Immunity Test	IEC Test Level	Compliance Level
Electrostatic discharge (ESD) per IEC 61000-4-2	±8 kV Contact ±2 kV, ±4 kV, ±8 kV, ±15 kV Air	±8 kV Contact ±15 kV Air
Radiated RF EM fields per IEC 61000-4-3	10 V/m, 80 MHz- 2.7 GHz, 80 % AM at 1 kHz	10 V/m, 80 MHz-2.7 GHz, 80 % AM at 1 kHz
Rated Power Frequency (50/60 Hz) magnetic fields per IEC 61000-4-8	30 A/m	30 A/m
Proximity magnetic fields per IEC 61000-4-39	8 A/m, 30kHz, CW; 65 A/m, 134.2kHz, PM 2.1kHz 50%; 7.5 A/m, 13.56MHz, PM 50kHz 50%	8 A/m, 30kHz, CW; 65 A/m, 134.2kHz, PM 2.1kHz 50%; 7.5 A/m, 13.56MHz, PM 50kHz 50%

Proximity fields from RF wireless communications equipment Immunity






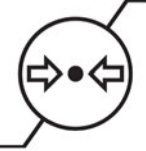



The delivery system is tested per IEC 61000-4-3 at Frequencies and Levels as specified below to ensure Enclosure Port Immunity to RF wireless communications equipment.






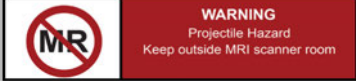





Test Frequency (MHz)	Band (MHz)	Service	Modulation	Immunity Test Level (V/m)
385	380 to 390	TETRA 400	Pulse modulation 18 Hz	27
450	430 to 470	GMRS 460, FRS 460	FM ± 5 kHz deviation 1 kHz sine	28
710, 745, 780	704 to 787	LTE Band 13, 17	Pulse modulation 217 Hz	9
810, 870, 930	800 to 960	GSM 800/900, TETRA 800,	Pulse modulation 18 Hz	28
1720, 1845, 1970	1700 to 1990	GSM 1800; CDMA 1900; GSM 1900; DECT; LTE Band 1, 3, 4, 25; UMTS	Pulse modulation 217 Hz	28
2450	2400 to 2570	Bluetooth, WLAN, 802.11 b/g/n, RFID 2450, LTE Band 7	Pulse modulation 217 Hz	28
5240, 5500, 5785	5100 to 5800	WLAN 802.11 a/n	Pulse modulation 217 Hz	9
If necessary to achieve the immunity test level, the distance between the transmitting antenna and the me equipment or me system may be reduced to 1 m. The 1 m test distance is permitted by IEC 61000-4-3.				

WARNING: Portable RF communications equipment (including peripherals such as antenna cables and external antennas) should be used no closer than 30 cm (12 inches) to any part of the Delivery System. Otherwise, degradation of the performance of this equipment could result.

WARNING: Use of this delivery system adjacent to other equipment should be avoided because it could result in improper operation. If such use is necessary, this equipment and the other equipment should be observed to verify that they are operating normally.

Symbols Glossary

Description	Symbol/Sub clause
Name or trade mark of the product	UDENYCA®
Part number	
Name or trade name and address of the manufacturer	
Serial number or batch code, preceded by the word 'LOT', or the serial number/NDC number;	
Warnings and/or precautions to take (in text format)	N/A
Storage temperature and any other special storage and/or handling conditions (for the combination)	
Humidity limitation (for the combination)	
Pressure limitation (for the combination)	
Do not use if package is damaged	
Keep away from sunlight	
Keep dry	
For electrical devices - Water and dust ingress rating	IP68

Description	Symbol/Sub clause
For electrical devices – refer to instruction for use	
“Rx only” labeling of prescription devices	
Sterile & Sterilization by EO	
Expiration date (Use by)	
The device is for single use	
Should not enter the MRI scanner room	
Type BF applied parts	
CSA Certificate	
Battery specification Li-MnO ₂ Battery 3V/850mAH (CR14250)	<p>N/A</p>
WEEE directive compliance	
UDENYCA® (pegfilgrastim-cbqv) prefilled syringe	
On-body injector for UDENYCA® (pegfilgrastim-cbqv)	

UDENYCA[®] ONBODY[™]
(pegfilgrastim-cbqv)
Injection

**6 mg/
0.6 mL***

Pegylated Recombinant Methionyl Human Granulocyte Colony-Stimulating Factor (PEG-r-metHuG-CSF) derived from *E. Coli*

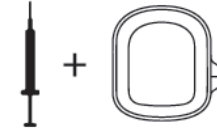
**6 mg/
0.6 mL***

UDENYCA[®] ONBODY[™]
(pegfilgrastim-cbqv)
Injection

Pegylated Recombinant Methionyl Human Granulocyte Colony-Stimulating Factor (PEG-r-metHuG-CSF) derived from *E. Coli*

Rx Only

See package insert for full Prescribing Information and Instructions for Use.



**6 mg/
0.6 mL***

On-body injector for UDENYCA Sterilized Using Ethylene Oxide
Each 0.6 mL prefilled syringe delivers 0.6 mL dose through the on-body injector containing 6 mg pegfilgrastim-cbqv (based on protein weight) in a sterile, clear, colorless, preservative-free solution (pH 4.0) containing acetate (0.35 mg), sorbitol (30.0 mg), polyphosphate 20 (0.02 mg), and sodium (0.02 mg) in Water for Injection, USP. Each syringe contains sufficient drug to compensate for fluid loss during delivery through the On-body injector.

Pegylated Recombinant Methionyl Human Granulocyte Colony-Stimulating Factor (PEG-r-metHuG-CSF) derived from *E. Coli*

UDENYCA[®] ONBODY[™]
(pegfilgrastim-cbqv)
Injection

NDC 70114-130-01



Manufactured by
Coherus Biosciences, Inc.
Redwood City, CA 94065-1442
U.S. License No. 2023

Pegylated Recombinant Methionyl Human Granulocyte Colony-Stimulating Factor (PEG-r-metHuG-CSF) derived from *E. Coli*

UDENYCA[®] ONBODY[™]
(pegfilgrastim-cbqv)
Injection

**6 mg/
0.6 mL***

Manufactured by
Coherus Biosciences, Inc.
Redwood City, CA 94065-1442
U.S. License No. 2023



1 – Single-Dose UDENYCA Prefilled Syringe
1 – Sterile On-body Injector for UDENYCA

NDC 70114-130-01

UDENYCA[®] ONBODY[™]
(pegfilgrastim-cbqv)
Injection

Pegylated Recombinant Methionyl Human Granulocyte Colony-Stimulating Factor (PEG-r-metHuG-CSF) derived from *E. Coli*

**6 mg/
0.6 mL***

***Prefilled syringe contains 0.67 mL to deliver 6 mg/0.6 mL when used with On-body Injector.**
For Subcutaneous Use Only



See package insert for full Prescribing Information and Instructions for Use.

- Carton Contents (Intended to be dispensed as a unit):
- 1 Sterile On-body Injector for UDENYCA
 - 1 UDENYCA Prefilled Syringe Labeled for Use With On-body Injector Only
 - 1 Prescribing Information and 1 Patient information
 - 1 Patient Instructions for Use
 - 1 Healthcare Provider Instructions for Use

- Store refrigerated at 2°C to 8°C (36°F to 46°F)
- Keep in carton to protect from light
- Do not freeze. Do not shake

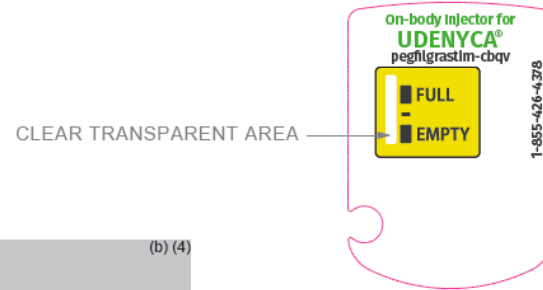
Rx Only

GTIN, Serial Number, Lot, EXP and 2D Data Matrix will be added during serialization and will appear as shown below.





(b) (4)

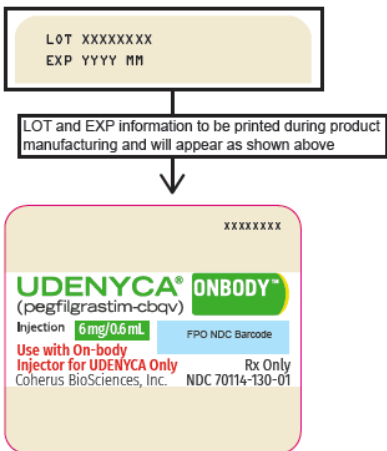


CLEAR TRANSPARENT AREA

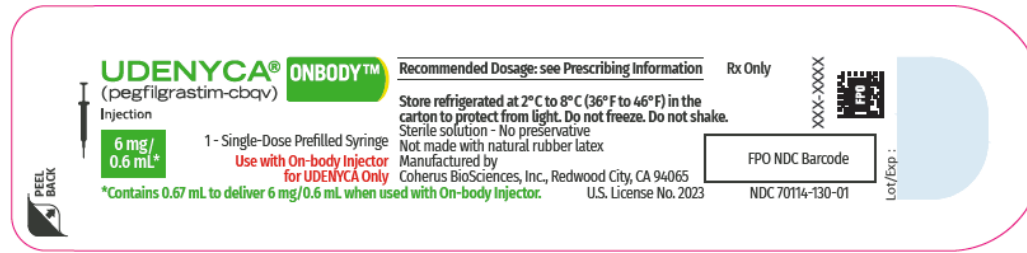


(b) (4)

This label may not be the latest approved by FDA.
ent labeling information, please visit <https://www.fda.gov/dr>



(b) (4)



LOT and EXP information to be printed during product manufacturing and will appear as shown below.



(b) (4)

This label may not be the latest approved by FDA.
For the most current labeling information, please visit <https://www.fda.gov>.

(b) (4)



This label may not be the latest approved by FDA. For the latest labeling information, please visit <https://www.fda.gov>

On-body Injector for
UDENYCA®

(pegfilgrastim-cbqv)
(1x)



Temperature
Limitation

STERILE EO

Sterilized Using
Ethylene Oxide

IP68

Submersible



Humidity
Limitation



Not
MRI-Safe



Do Not
Reuse



Refer to
Instructions
for Use



Do Not Use
if Package
is Damaged



Type BF
Applied
Part



Use By

LOT

Lot Number

Manufactured for:
Coherus BioSciences, Inc.
Redwood City, CA 94065-1442

Rx Only

Reference ID: 5299473

15131-003-0001-LBP Rev. 03

This is a representation of an electronic record that was signed electronically. Following this are manifestations of any and all electronic signatures for this electronic record.

/s/

TANYA M WROBLEWSKI
12/22/2023 10:38:23 AM