

## HIGHLIGHTS OF PRESCRIBING INFORMATION

These highlights do not include all the information needed to use ZIEXTENZO safely and effectively. See full prescribing information for ZIEXTENZO.

**ZIEXTENZO® (pegfilgrastim-bmez) injection, for subcutaneous use**  
**Initial U.S. Approval: 2019**  
ZIEXTENZO (pegfilgrastim-bmez) is biosimilar\* to NEULASTA® (pegfilgrastim).

### RECENT MAJOR CHANGES

Dosage and Administration, Administration (2.2) xx/2022

### INDICATIONS AND USAGE

ZIEXTENZO is a leukocyte growth factor indicated to decrease the incidence of infection, as manifested by febrile neutropenia, in patients with non-myeloid malignancies receiving myelosuppressive anti-cancer drugs associated with a clinically significant incidence of febrile neutropenia. (1.1)

#### Limitations of Use

ZIEXTENZO is not indicated for the mobilization of peripheral blood progenitor cells for hematopoietic stem cell transplantation.

### DOSAGE AND ADMINISTRATION

Patients with cancer receiving myelosuppressive chemotherapy

- 6 mg administered subcutaneously once per chemotherapy cycle. (2.1)
- Do not administer between 14 days before and 24 hours after administration of cytotoxic chemotherapy. (2.1)
- Use weight based dosing for pediatric patients weighing less than 45 kg; refer to Table 1. (2.2)

### DOSAGE FORMS AND STRENGTHS

Injection: 6 mg/0.6 mL solution in a single-dose prefilled syringe for manual use only. (3)

### CONTRAINDICATIONS

Patients with a history of serious allergic reactions to human granulocyte colony-stimulating factors such as pegfilgrastim products or filgrastim products. (4)

## WARNINGS AND PRECAUTIONS

- Fatal splenic rupture: Evaluate patients who report left upper abdominal or shoulder pain for an enlarged spleen or splenic rupture. (5.1)
- Acute respiratory distress syndrome (ARDS): Evaluate patients who develop fever, lung infiltrates, or respiratory distress. Discontinue ZIEXTENZO in patients with ARDS. (5.2)
- Serious allergic reactions, including anaphylaxis: Permanently discontinue ZIEXTENZO in patients with serious allergic reactions. (5.3)
- Fatal sickle cell crises: Discontinue ZIEXTENZO if sickle cell crisis occurs. (5.4)
- Glomerulonephritis: Evaluate and consider dose-reduction or interruption of ZIEXTENZO if causality is likely. (5.5)
- Thrombocytopenia: Monitor platelet counts (5.7)
- Myelodysplastic Syndrome (MDS) and Acute Myeloid Leukemia (AML): Monitor patients with breast and lung cancer using ZIEXTENZO in conjunction with chemotherapy and/or radiotherapy for signs and symptoms of MDS/AML. (5.10)

## ADVERSE REACTIONS

Most common adverse reactions ( $\geq 5\%$  difference in incidence compared to placebo) are bone pain and pain in extremity. (6.1)

**To report SUSPECTED ADVERSE REACTIONS, contact Sandoz Inc. at 1-800-525-8747 or FDA at 1-800-FDA-1088 or [www.fda.gov/medwatch](http://www.fda.gov/medwatch).**

**See 17 for PATIENT COUNSELING INFORMATION and FDA-approved patient labeling.**

\*Biosimilar means that the biological product is approved based on data demonstrating that it is highly similar to an FDA-approved biological product, known as a reference product, and that there are no clinically meaningful differences between the biosimilar product and the reference product. Biosimilarity of ZIEXTENZO has been demonstrated for the condition(s) of use (e.g., indication(s), dosing regimen(s)), strength(s), dosage form(s), and route(s) of administration described in its Full Prescribing Information.

Revised: 09/2022

## FULL PRESCRIBING INFORMATION: CONTENTS\*

### 1 INDICATIONS AND USAGE

- 1.1 Patients with Cancer Receiving Myelosuppressive Chemotherapy

### 2 DOSAGE AND ADMINISTRATION

- 2.1 Patients with Cancer Receiving Myelosuppressive Chemotherapy
- 2.2 Administration

### 3 DOSAGE FORMS AND STRENGTHS

### 4 CONTRAINDICATIONS

### 5 WARNINGS AND PRECAUTIONS

- 5.1 Splenic Rupture
- 5.2 Acute Respiratory Distress Syndrome
- 5.3 Serious Allergic Reactions
- 5.4 Use in Patients with Sickle Cell Disorders
- 5.5 Glomerulonephritis
- 5.6 Leukocytosis
- 5.7 Thrombocytopenia
- 5.8 Capillary Leak Syndrome
- 5.9 Potential for Tumor Growth Stimulatory Effects on Malignant Cells
- 5.10 Myelodysplastic Syndrome (MDS) and Acute Myeloid Leukemia (AML) in Patients with Breast and Lung Cancer
- 5.11 Aortitis
- 5.12 Nuclear Imaging

### 6 ADVERSE REACTIONS

- 6.1 Clinical Trials Experience
- 6.2 Immunogenicity
- 6.3 Postmarketing Experience

### 8 USE IN SPECIFIC POPULATIONS

- 8.1 Pregnancy
- 8.2 Lactation
- 8.4 Pediatric Use
- 8.5 Geriatric Use

### 10 OVERDOSAGE

### 11 DESCRIPTION

### 12 CLINICAL PHARMACOLOGY

- 12.1 Mechanism of Action
- 12.2 Pharmacodynamics
- 12.3 Pharmacokinetics

### 13 NONCLINICAL TOXICOLOGY

- 13.1 Carcinogenesis, Mutagenesis, Impairment of Fertility

### 14 CLINICAL STUDIES

- 14.1 Patients with Cancer Receiving Myelosuppressive Chemotherapy

### 16 HOW SUPPLIED/STORAGE AND HANDLING

### 17 PATIENT COUNSELING INFORMATION

\*Sections or subsections omitted from the full prescribing information are not listed.

## FULL PRESCRIBING INFORMATION

### 1 INDICATIONS AND USAGE

#### 1.1 Patients with Cancer Receiving Myelosuppressive Chemotherapy

ZIEXTENZO is indicated to decrease the incidence of infection, as manifested by febrile neutropenia, in patients with non-myeloid malignancies receiving myelosuppressive anti-cancer drugs associated with a clinically significant incidence of febrile neutropenia [see *Clinical Studies (14.1)*].

#### Limitations of Use

ZIEXTENZO is not indicated for the mobilization of peripheral blood progenitor cells for hematopoietic stem cell transplantation.

### 2 DOSAGE AND ADMINISTRATION

#### 2.1 Patients with Cancer Receiving Myelosuppressive Chemotherapy

The recommended dosage of ZIEXTENZO is a single subcutaneous injection of 6 mg administered once per chemotherapy cycle. For dosing in pediatric patients weighing less than 45 kg, refer to Table 1. Do not administer ZIEXTENZO between 14 days before and 24 hours after administration of cytotoxic chemotherapy.

#### 2.2 Administration

ZIEXTENZO is administered subcutaneously via a single-dose prefilled syringe for manual use.

Prior to use, remove the carton from the refrigerator and allow the ZIEXTENZO prefilled syringe to reach room temperature for a minimum of 15-30 minutes. Discard any prefilled syringe left at room temperature for greater than 120 hours.

Parenteral drug products should be inspected visually for particulate matter and discoloration prior to administration, whenever solution and container permit. ZIEXTENZO is supplied as a clear and colorless to slightly yellowish solution. Do not administer ZIEXTENZO if discoloration or particulates are observed.

The ZIEXTENZO syringe plunger stopper and needle cap are not made with natural rubber latex.

#### *Pediatric Patients weighing less than 45 kg*

The ZIEXTENZO prefilled syringe is not designed to allow for direct administration of doses less than 0.6 mL (6 mg). The syringe does not bear graduation marks, which are necessary to accurately measure doses of ZIEXTENZO less than 0.6 mL (6 mg) for direct administration to patients. Thus, the direct administration to patients requiring dosing of less than 0.6 mL (6 mg) is not recommended due to the potential for dosing errors. Refer to Table 1.

**Table 1. Dosing of ZIEXTENZO for pediatric patients weighing less than 45 kg**

Body Weight	ZIEXTENZO Dose	Volume to Administer
Less than 10 kg*	See below*	See below*
10 - 20 kg	1.5 mg	0.15 mL
21 - 30 kg	2.5 mg	0.25 mL
31 - 44 kg	4 mg	0.4 mL

\*For pediatric patients weighing less than 10 kg, administer 0.1 mg/kg (0.01 mL/kg) of ZIEXTENZO.

### 3 DOSAGE FORMS AND STRENGTHS

ZIEXTENZO is a clear, colorless to slightly yellowish, preservative-free solution available as:

- Injection: 6 mg/0.6 mL in a single-dose prefilled syringe for manual use only.

### 4 CONTRAINDICATIONS

ZIEXTENZO is contraindicated in patients with a history of serious allergic reactions to pegfilgrastim products or filgrastim products. Reactions have included anaphylaxis [see *Warnings and Precautions (5.3)*].

## **5 WARNINGS AND PRECAUTIONS**

### **5.1 Splenic Rupture**

Splenic rupture, including fatal cases, can occur following the administration of pegfilgrastim products. Evaluate for an enlarged spleen or splenic rupture in patients who report left upper abdominal or shoulder pain after receiving ZIEXTENZO.

### **5.2 Acute Respiratory Distress Syndrome**

Acute respiratory distress syndrome (ARDS) can occur in patients receiving pegfilgrastim products. Evaluate patients who develop fever and lung infiltrates or respiratory distress after receiving ZIEXTENZO, for ARDS. Discontinue ZIEXTENZO in patients with ARDS.

### **5.3 Serious Allergic Reactions**

Serious allergic reactions, including anaphylaxis, can occur in patients receiving pegfilgrastim products. The majority of reported events occurred upon initial exposure. Allergic reactions, including anaphylaxis, can recur within days after the discontinuation of initial anti-allergic treatment. Permanently discontinue ZIEXTENZO in patients with serious allergic reactions. Do not administer ZIEXTENZO to patients with a history of serious allergic reactions to pegfilgrastim products or filgrastim products.

### **5.4 Use in Patients with Sickle Cell Disorders**

Severe and sometimes fatal sickle cell crises can occur in patients with sickle cell disorders receiving pegfilgrastim products. Discontinue ZIEXTENZO if sickle cell crisis occurs.

### **5.5 Glomerulonephritis**

Glomerulonephritis has occurred in patients receiving pegfilgrastim. The diagnoses were based upon azotemia, hematuria (microscopic and macroscopic), proteinuria, and renal biopsy. Generally, events of glomerulonephritis resolved after dose-reduction or discontinuation of pegfilgrastim. If glomerulonephritis is suspected, evaluate for cause. If causality is likely, consider dose-reduction or interruption of ZIEXTENZO.

### **5.6 Leukocytosis**

White blood cell (WBC) counts of  $100 \times 10^9/L$  or greater have been observed in patients receiving pegfilgrastim. Monitoring of complete blood count (CBC) during ZIEXTENZO therapy is recommended.

### **5.7 Thrombocytopenia**

Thrombocytopenia has been reported in patients receiving pegfilgrastim. Monitor platelet counts.

### **5.8 Capillary Leak Syndrome**

Capillary leak syndrome has been reported after G-CSF administration, including pegfilgrastim, and is characterized by hypotension, hypoalbuminemia, edema and hemoconcentration. Episodes vary in frequency, severity and may be life-threatening if treatment is delayed. Patients who develop symptoms of capillary leak syndrome should be closely monitored and receive standard symptomatic treatment, which may include a need for intensive care.

### **5.9 Potential for Tumor Growth Stimulatory Effects on Malignant Cells**

The granulocyte colony-stimulating factor (G-CSF) receptor through which pegfilgrastim products and filgrastim products act has been found on tumor cell lines. The possibility that pegfilgrastim products act as a growth factor for any tumor type, including myeloid malignancies and myelodysplasia, diseases for which pegfilgrastim products are not approved, cannot be excluded.

### **5.10 Myelodysplastic Syndrome (MDS) and Acute Myeloid Leukemia (AML) in Patients with Breast and Lung Cancer**

MDS and AML have been associated with the use of pegfilgrastim products in conjunction with chemotherapy and/or radiotherapy in patients with breast and lung cancer. Monitor patients for signs and symptoms of MDS/AML in these settings.

## 5.11 Aortitis

Aortitis has been reported in patients receiving pegfilgrastim. It may occur as early as the first week after start of therapy. Manifestations may include generalized signs and symptoms such as fever, abdominal pain, malaise, back pain, and increased inflammatory markers (e.g., c-reactive protein and white blood cell count). Consider aortitis in patients who develop these signs and symptoms without known etiology. Discontinue ZIEXTENZO if aortitis is suspected.

## 5.12 Nuclear Imaging

Increased hematopoietic activity of the bone marrow in response to growth factor therapy has been associated with transient positive bone imaging changes. This should be considered when interpreting bone imaging results.

## 6 ADVERSE REACTIONS

The following clinically significant adverse reactions are discussed in greater detail in other sections of the labeling:

- Splenic Rupture [see Warnings and Precautions (5.1)]
- Acute Respiratory Distress Syndrome [see Warnings and Precautions (5.2)]
- Serious Allergic Reactions [see Warnings and Precautions (5.3)]
- Use in Patients with Sickle Cell Disorders [see Warnings and Precautions (5.4)]
- Glomerulonephritis [see Warnings and Precautions (5.5)]
- Leukocytosis [see Warnings and Precautions (5.6)]
- Thrombocytopenia [see Warnings and Precautions (5.7)]
- Capillary Leak Syndrome [see Warnings and Precautions (5.8)]
- Potential for Tumor Growth Stimulatory Effects on Malignant Cells [see Warnings and Precautions (5.9)]
- Myelodysplastic syndrome [see Warnings and Precautions (5.10)]
- Acute myeloid leukemia [see Warnings and Precautions (5.10)]
- Aortitis [see Warnings and Precautions (5.11)]

### 6.1 Clinical Trials Experience

Because clinical trials are conducted under widely varying conditions, adverse reaction rates observed in the clinical trials of a drug cannot be directly compared with rates in the clinical trials of another drug and may not reflect the rates observed in clinical practice.

Pegfilgrastim clinical trials safety data are based upon 932 patients receiving pegfilgrastim in seven randomized clinical trials. The population was 21 to 88 years of age and 92% female. The ethnicity was 75% Caucasian, 18% Hispanic, 5% Black, and 1% Asian. Patients with breast (n = 823), lung and thoracic tumors (n = 53) and lymphoma (n = 56) received pegfilgrastim after nonmyeloablative cytotoxic chemotherapy. Most patients received a single 100 mcg/kg (n = 259) or a single 6 mg (n = 546) dose per chemotherapy cycle over 4 cycles.

The following adverse reaction data in Table 2 are from a randomized, double-blind, placebo-controlled study in patients with metastatic or non-metastatic breast cancer receiving docetaxel 100 mg/m<sup>2</sup> every 21 days (Study 3). A total of 928 patients were randomized to receive either 6 mg pegfilgrastim (n = 467) or placebo (n = 461). The patients were 21 to 88 years of age and 99% female. The ethnicity was 66% Caucasian, 31% Hispanic, 2% Black, and < 1% Asian, Native American, or other.

The most common adverse reactions occurring in  $\geq 5\%$  of patients and with a between-group difference of  $\geq 5\%$  higher in the pegfilgrastim arm in placebo-controlled clinical trials are bone pain and pain in extremity.

**Table 2. Adverse Reactions with  $\geq 5\%$  Higher Incidence in Pegfilgrastim Patients Compared to Placebo in Study 3**

Body System Adverse Reaction	Placebo (N = 461)	Pegfilgrastim 6 mg SC on Day 2 (N = 467)
Musculoskeletal and connective tissue disorders		
Bone pain	26%	31%
Pain in extremity	4%	9%

*Leukocytosis*

In clinical studies, leukocytosis (WBC counts > 100 x 10<sup>9</sup>/L) was observed in less than 1% of 932 patients with non-myeloid malignancies receiving pegfilgrastim. No complications attributable to leukocytosis were reported in clinical studies.

## 6.2 Immunogenicity

As with all therapeutic proteins, there is a potential for immunogenicity. The detection of antibody formation is highly dependent on the sensitivity and specificity of the assay. Additionally, the observed incidence of antibody (including neutralizing antibody) positivity in an assay may be influenced by several factors, including assay methodology, sample handling, timing of sample collection, concomitant medications, and underlying disease. For these reasons, comparison of the incidence of antibodies in the studies described below with the incidence of antibodies in other studies or to other pegfilgrastim products may be misleading.

Binding antibodies to pegfilgrastim were detected using a BIAcore assay. The approximate limit of detection for this assay is 500 ng/mL. Pre-existing binding antibodies were detected in approximately 6% (51/849) of patients with metastatic breast cancer. Four of 521 pegfilgrastim-treated subjects who were negative at baseline developed binding antibodies to pegfilgrastim following treatment. None of these 4 patients had evidence of neutralizing antibodies detected using a cell-based bioassay.

## 6.3 Postmarketing Experience

The following adverse reactions have been identified during post approval use of pegfilgrastim products. Because these reactions are reported voluntarily from a population of uncertain size, it is not always possible to reliably estimate their frequency or establish a causal relationship to drug exposure.

- Splenic rupture and splenomegaly (enlarged spleen) [see *Warnings and Precautions* (5.1)]
- Acute respiratory distress syndrome (ARDS) [see *Warnings and Precautions* (5.2)]
- Allergic reactions/hypersensitivity, including anaphylaxis, skin rash, urticaria, generalized erythema, and flushing [see *Warnings and Precautions* (5.3)]
- Sick cell crisis [see *Warnings and Precautions* (5.4)]
- Glomerulonephritis [see *Warnings and Precautions* (5.5)]
- Leukocytosis [see *Warnings and Precautions* (5.6)]
- Thrombocytopenia [see *Warnings and Precautions* (5.7)]
- Capillary Leak Syndrome [see *Warnings and Precautions* (5.8)]
- Injection site reactions
- Sweet's syndrome (acute febrile neutrophilic dermatosis), cutaneous vasculitis
- Myelodysplastic syndrome (MDS) and acute myeloid leukemia (AML) in patients with breast and lung cancer receiving chemotherapy and/or radiotherapy [see *Warnings and Precautions* (5.10)]
- Aortitis [see *Warnings and Precautions* (5.11)]
- Alveolar hemorrhage

## 8 USE IN SPECIFIC POPULATIONS

### 8.1 Pregnancy

#### Risk Summary

Although available data with ZIEXTENZO or pegfilgrastim product use in pregnant women are insufficient to establish whether there is a drug associated risk of major birth defects, miscarriage, or adverse maternal or fetal outcomes, there are available data from published studies in pregnant women exposed to filgrastim products. These studies have not established an association of filgrastim product use during pregnancy with major birth defects, miscarriage, or adverse maternal or fetal outcomes.

In animal studies, no evidence of reproductive/developmental toxicity occurred in the offspring of pregnant rats that received cumulative doses of pegfilgrastim approximately 10 times the recommended human dose (based on body surface area). In pregnant rabbits, increased embryoletality and spontaneous abortions occurred at 4 times the maximum recommended human dose simultaneously with signs of maternal toxicity (*see Data*).

The estimated background risk of major birth defects and miscarriage for the indicated population is unknown. All pregnancies have a background risk of birth defect, loss, or other adverse outcomes. In the U.S. general population, the estimated background risks of major birth defects and miscarriage in clinically recognized pregnancies is 2-4% and 15-20%, respectively.

#### Data

##### Animal Data

Pregnant rabbits were dosed with pegfilgrastim subcutaneously every other day during the period of organogenesis. At cumulative doses ranging from the approximate human dose to approximately 4 times the recommended human dose (based on body surface area), the treated rabbits exhibited decreased maternal food consumption, maternal weight loss, as well as reduced fetal body weights and delayed ossification of the fetal skull; however, no structural anomalies were observed in the offspring from either study. Increased incidences of post-implantation losses and spontaneous abortions (more than half the pregnancies) were observed at cumulative doses approximately 4 times the recommended human dose, which were not seen when pregnant rabbits were exposed to the recommended human dose.

Three studies were conducted in pregnant rats dosed with pegfilgrastim at cumulative doses up to approximately 10 times the recommended human dose at the following stages of gestation: during the period of organogenesis, from mating through the first half of pregnancy, and from the first trimester through delivery and lactation. No evidence of fetal loss or structural malformations was observed in any study. Cumulative doses equivalent to approximately 3 and 10 times the recommended human dose resulted in transient evidence of wavy ribs in fetuses of treated mothers (detected at the end of gestation but no longer present in pups evaluated at the end of lactation).

## 8.2 Lactation

### Risk Summary

There are no data on the presence of pegfilgrastim products in human milk, the effects on the breastfed child, or the effects on milk production. Other filgrastim products are secreted poorly into breast milk, and filgrastim products are not absorbed orally by neonates. The developmental and health benefits of breastfeeding should be considered along with the mother's clinical need for ZIEXTENZO and any potential adverse effects on the breastfed child from ZIEXTENZO or from the underlying maternal condition.

## 8.4 Pediatric Use

The safety and effectiveness of pegfilgrastim have been established in pediatric patients. No overall differences in safety were identified between adult and pediatric patients based on postmarketing surveillance and review of the scientific literature.

Use of pegfilgrastim in pediatric patients for chemotherapy-induced neutropenia is based on adequate and well-controlled studies in adults with additional pharmacokinetic and safety data in pediatric patients with sarcoma [see *Clinical Pharmacology (12.3) and Clinical Studies (14.1)*].

## 8.5 Geriatric Use

Of the 932 patients with cancer who received pegfilgrastim in clinical studies, 139 (15%) were aged 65 and over, and 18 (2%) were aged 75 and over. No overall differences in safety or effectiveness were observed between patients aged 65 and older and younger patients.

## 10 OVERDOSAGE

Overdosage of pegfilgrastim products may result in leukocytosis and bone pain. Events of edema, dyspnea, and pleural effusion have been reported in a single patient who administered pegfilgrastim on 8 consecutive days in error. In the event of overdose, the patient should be monitored for adverse reactions [see *Adverse Reactions (6)*].

## 11 DESCRIPTION

Pegfilgrastim-bmez is a covalent conjugate of recombinant methionyl human G-CSF and monomethoxypolyethylene glycol. Recombinant methionyl human G-CSF is a water-soluble 175 amino acid protein with a molecular weight of approximately 19 kilodaltons (kD). Recombinant methionyl human G-CSF is obtained from the bacterial fermentation of a strain of *E coli* transformed with a genetically engineered plasmid containing the human G-CSF gene. To produce pegfilgrastim-bmez, a 20 kD monomethoxypolyethylene glycol molecule is covalently bound to the N-terminal methionyl residue of recombinant methionyl human G-CSF. The average molecular weight of pegfilgrastim-bmez is approximately 39 kD.

ZIEXTENZO for manual subcutaneous injection is supplied in 0.6 mL prefilled syringes. The prefilled syringe does not bear graduation marks and is designed to deliver the entire contents of the syringe (6 mg/0.6 mL).

The delivered 0.6 mL dose from the prefilled syringe for manual subcutaneous injection contains 6 mg pegfilgrastim-bmez (based on protein weight) in a sterile, clear, colorless to slightly yellowish, preservative-free solution (pH 4.0, sodium hydroxide may be added as necessary to adjust pH) containing acetic acid (0.36 mg), polysorbate 20 (0.02 mg), sorbitol (30 mg), and Water for Injection, USP.

## 12 CLINICAL PHARMACOLOGY

### 12.1 Mechanism of Action

Pegfilgrastim products are colony-stimulating factors that act on hematopoietic cells by binding to specific cell surface receptors, thereby stimulating proliferation, differentiation, commitment, and end cell functional activation.

### 12.2 Pharmacodynamics

Animal data and clinical data in humans suggest a correlation between pegfilgrastim products' exposure and the duration of severe neutropenia as a predictor of efficacy. Selection of the dosing regimen of ZIEXTENZO is based on reducing the duration of severe neutropenia.

### 12.3 Pharmacokinetics

The pharmacokinetics of pegfilgrastim was studied in 379 patients with cancer. The pharmacokinetics of pegfilgrastim was nonlinear, and clearance decreased with increases in dose. Neutrophil receptor binding is an important component of the clearance of pegfilgrastim, and serum clearance is directly related to the number of neutrophils. In addition to numbers of neutrophils, body weight appeared to be a factor. Patients with higher body weights experienced higher systemic exposure to pegfilgrastim after receiving a dose normalized for body weight. A large variability in the pharmacokinetics of pegfilgrastim was observed. The half-life of pegfilgrastim ranged from 15 to 80 hours after subcutaneous injection.

#### *Specific Populations*

No gender-related differences were observed in the pharmacokinetics of pegfilgrastim, and no differences were observed in the pharmacokinetics of geriatric patients ( $\geq 65$  years of age) compared with younger patients ( $< 65$  years of age) [see *Use in Specific Populations (8.5)*].

#### Renal Impairment

In a study of 30 subjects with varying degrees of renal dysfunction, including end stage renal disease, renal dysfunction had no effect on the pharmacokinetics of pegfilgrastim.

#### Pediatric Patients with Cancer Receiving Myelosuppressive Chemotherapy

The pharmacokinetics and safety of pegfilgrastim were studied in 37 pediatric patients with sarcoma in Study 4 [see *Clinical Studies 14.1*]. The mean ( $\pm$  standard deviation [SD]) systemic exposure ( $AUC_{0-\text{inf}}$ ) of pegfilgrastim after subcutaneous administration at 100 mcg/kg was 47.9 ( $\pm 22.5$ ) mcg·hr/mL in the youngest age group (0 to 5 years,  $n = 11$ ), 22.0 ( $\pm 13.1$ ) mcg·hr/mL in the 6 to 11 years age group ( $n = 10$ ), and 29.3 ( $\pm 23.2$ ) mcg·hr/mL in the 12 to 21 years age group ( $n = 13$ ). The terminal elimination half-lives of the corresponding age groups were 30.1 ( $\pm 38.2$ ) hours, 20.2 ( $\pm 11.3$ ) hours, and 21.2 ( $\pm 16.0$ ) hours, respectively.

## 13 NONCLINICAL TOXICOLOGY

### 13.1 Carcinogenesis, Mutagenesis, Impairment of Fertility

No carcinogenicity or mutagenesis studies have been performed with pegfilgrastim products.

Pegfilgrastim did not affect reproductive performance or fertility in male or female rats at cumulative weekly doses approximately 6 to 9 times higher than the recommended human dose (based on body surface area).

## 14 CLINICAL STUDIES

### 14.1 Patients with Cancer Receiving Myelosuppressive Chemotherapy

Pegfilgrastim was evaluated in three randomized, double-blind, controlled studies. Studies 1 and 2 were active-controlled studies that employed doxorubicin 60 mg/m<sup>2</sup> and docetaxel 75 mg/m<sup>2</sup> administered every 21 days for up to 4 cycles for the treatment of metastatic breast cancer. Study 1 investigated the utility of a fixed dose of pegfilgrastim. Study 2 employed a weight-adjusted dose. In the absence of growth factor support, similar chemotherapy regimens have been reported to result in a 100% incidence of severe neutropenia ( $ANC < 0.5 \times 10^9/L$ ) with a mean duration of 5 to 7 days and a 30% to 40% incidence of febrile neutropenia. Based on the

correlation between the duration of severe neutropenia and the incidence of febrile neutropenia found in studies with filgrastim, duration of severe neutropenia was chosen as the primary endpoint in both studies, and the efficacy of pegfilgrastim was demonstrated by establishing comparability to filgrastim-treated patients in the mean days of severe neutropenia.

In Study 1, 157 patients were randomized to receive a single subcutaneous injection of pegfilgrastim (6 mg) on day 2 of each chemotherapy cycle or daily subcutaneous filgrastim (5 mcg/kg/day) beginning on day 2 of each chemotherapy cycle. In Study 2, 310 patients were randomized to receive a single subcutaneous injection of pegfilgrastim (100 mcg/kg) on day 2 or daily subcutaneous filgrastim (5 mcg/kg/day) beginning on day 2 of each chemotherapy cycle.

Both studies met the major efficacy outcome measure of demonstrating that the mean days of severe neutropenia of pegfilgrastim-treated patients did not exceed that of filgrastim-treated patients by more than 1 day in cycle 1 of chemotherapy. The mean days of cycle 1 severe neutropenia in Study 1 were 1.8 days in the pegfilgrastim arm compared to 1.6 days in the filgrastim arm [difference in means 0.2 (95% CI -0.2, 0.6)] and in Study 2 were 1.7 days in the pegfilgrastim arm compared to 1.6 days in the filgrastim arm [difference in means 0.1 (95% CI - 0.2, 0.4)].

A secondary endpoint in both studies was days of severe neutropenia in cycles 2 through 4 with results similar to those for cycle 1.

Study 3 was a randomized, double-blind, placebo-controlled study that employed docetaxel 100 mg/m<sup>2</sup> administered every 21 days for up to 4 cycles for the treatment of metastatic or non-metastatic breast cancer. In this study, 928 patients were randomized to receive a single subcutaneous injection of pegfilgrastim (6 mg) or placebo on day 2 of each chemotherapy cycle. Study 3 met the major trial outcome measure of demonstrating that the incidence of febrile neutropenia (defined as temperature  $\geq 38.2^{\circ}\text{C}$  and ANC  $\leq 0.5 \times 10^9/\text{L}$ ) was lower for pegfilgrastim-treated patients as compared to placebo-treated patients (1% versus 17%, respectively,  $p < 0.001$ ). The incidence of hospitalizations (1% versus 14%) and IV anti-infective use (2% versus 10%) for the treatment of febrile neutropenia was also lower in the pegfilgrastim-treated patients compared to the placebo-treated patients.

Study 4 was a multicenter, randomized, open-label study to evaluate the efficacy, safety, and pharmacokinetics [see *Clinical Pharmacology (12.3)*] of pegfilgrastim in pediatric and young adult patients with sarcoma. Patients with sarcoma receiving chemotherapy age 0 to 21 years were eligible. Patients were randomized to receive subcutaneous pegfilgrastim as a single-dose of 100 mcg/kg ( $n = 37$ ) or subcutaneous filgrastim at a dose 5 mcg/kg/day ( $n = 6$ ) following myelosuppressive chemotherapy. Recovery of neutrophil counts was similar in the pegfilgrastim and filgrastim groups. The most common adverse reaction reported was bone pain.

## 16 HOW SUPPLIED/STORAGE AND HANDLING

### **ZIEXTENZO single-dose prefilled syringe for manual use**

ZIEXTENZO injection is a clear, colorless to slightly yellowish solution supplied in a prefilled single-dose syringe for manual use containing 6 mg pegfilgrastim-bmez, supplied with a 29-gauge, 1/2-inch needle with an UltraSafe Passive™ Needle Guard.

The ZIEXTENZO syringe plunger stopper and needle cap are not made with natural rubber latex.

ZIEXTENZO is provided in a dispensing pack containing one sterile 6 mg/0.6 mL prefilled syringe (NDC 61314-866-01).

ZIEXTENZO prefilled syringe does not bear graduation marks and is intended only to deliver the entire contents of the syringe (6 mg/0.6 mL) for direct administration. Use of the prefilled syringe is not recommended for direct administration for pediatric patients weighing less than 45 kg who require doses that are less than the full contents of the syringe.

Store refrigerated between 36°F to 46°F (2°C to 8°C) in the carton to protect from light. Do not shake. Discard syringes stored at room temperature for more than 120 hours. Avoid freezing; if frozen, thaw in the refrigerator before administration. Discard syringe if frozen more than once.

## 17 PATIENT COUNSELING INFORMATION

Advise the patient to read the FDA-approved patient labeling (Patient Information and Instructions for Use).

Advise patients of the following risks and potential risks with ZIEXTENZO:

- Splenic rupture and splenomegaly
- Acute Respiratory Distress Syndrome
- Serious allergic reactions
- Sickle cell crisis
- Glomerulonephritis
- Increased risk of Myelodysplastic Syndrome and/or Acute Myeloid Leukemia in patients with breast and lung cancer who receive ZIEXTENZO in conjunction with chemotherapy and/or radiation therapy
- Capillary Leak Syndrome
- Aortitis

Instruct patients who self-administer ZIEXTENZO using the single-dose prefilled syringe of the:

- Importance of following the Instructions for Use.
- Dangers of reusing syringes.
- Importance of following local requirements for proper disposal of used syringes.

Manufactured by:  
Sandoz Inc.  
Princeton, NJ 08540  
US License No. 2003  
Product of Slovenia

### Patient Information

ZIEXTENZO (zee-eks -TEN-zoh)  
(pegfilgrastim-bmez)  
injection  
Single-dose prefilled syringe

#### What is ZIEXTENZO?

ZIEXTENZO is a man-made form of granulocyte colony-stimulating factor (G-CSF). G-CSF is a substance produced by the body. It stimulates the growth of neutrophils, a type of white blood cell important in the body's fight against infection.

**Do not take ZIEXTENZO** if you have had a serious allergic reaction to pegfilgrastim products or filgrastim products.

**Before you receive ZIEXTENZO, tell your healthcare provider about all of your medical conditions, including if you:**

- have a sickle cell disorder.
- have kidney problems.
- are pregnant or plan to become pregnant. It is not known if ZIEXTENZO will harm your unborn baby.
- are breastfeeding or plan to breastfeed. It is not known if ZIEXTENZO passes into your breast milk.

**Tell your healthcare provider about all of the medicines you take**, including prescription and over-the-counter medicines, vitamins, and herbal supplements.

#### How will I receive ZIEXTENZO?

- **ZIEXTENZO is given as an injection under your skin (subcutaneous injection) by a healthcare provider. If your healthcare provider decides that the subcutaneous injections can be given at home by you or your caregiver, follow the detailed "Instructions for Use" that comes with your ZIEXTENZO for information on how to prepare and inject a dose of ZIEXTENZO.**
- You and your caregiver will be shown how to prepare and inject ZIEXTENZO before you use it.
- You should not inject a dose of ZIEXTENZO to children weighing less than 45 kg from a ZIEXTENZO prefilled syringe. A dose less than 0.6 mL (6 mg) cannot be accurately measured using the ZIEXTENZO prefilled syringe.
- If you are receiving ZIEXTENZO because you are also receiving chemotherapy, the last dose of ZIEXTENZO should be injected at least 14 days before and 24 hours after your dose of chemotherapy.
- If you miss a dose of ZIEXTENZO, talk to your healthcare provider about when you should give your next dose.

#### What are possible side effects of ZIEXTENZO?

**ZIEXTENZO may cause serious side effects, including:**

- **Spleen Rupture.** Your spleen may become enlarged and can rupture. A ruptured spleen can cause death. Call your healthcare provider right away if you have pain in the left upper stomach area or your left shoulder.
- **A serious lung problem called Acute Respiratory Distress Syndrome (ARDS).** Call your healthcare provider or get emergency help right away if you have shortness of breath with or without a fever, trouble breathing, or a fast rate of breathing.
- **Serious allergic reactions.** ZIEXTENZO can cause serious allergic reactions. These reactions can cause a rash over your whole body, shortness of breath, wheezing, dizziness, swelling around your mouth or eyes, fast heart rate, and sweating. If you have any of these symptoms, stop using ZIEXTENZO and call your healthcare provider or get emergency medical help right away.
- **Sickle cell crises.** You may have a serious sickle cell crisis, which could lead to death, if you have a sickle cell disorder and receive ZIEXTENZO. Call your healthcare provider right away if you have symptoms of sickle cell crisis such as pain or difficulty breathing.
- **Kidney injury (glomerulonephritis).** ZIEXTENZO can cause kidney injury. Call your healthcare provider right away if you develop any of the following symptoms:
  - swelling of your face or ankles
  - blood in your urine or dark colored urine
  - you urinate less than usual
- **Increased white blood cell count (leukocytosis).** Your healthcare provider will check your blood during treatment with ZIEXTENZO.
- **Decreased platelet count (thrombocytopenia).** Your healthcare provider will check your blood during treatment with ZIEXTENZO. Tell your healthcare provider if you have unusual bleeding or bruising during treatment with ZIEXTENZO. This could be a sign of decreased platelet counts, which may reduce the ability of your blood to clot.
- **Capillary Leak Syndrome.** ZIEXTENZO can cause fluid to leak from blood vessels into your body's tissues. This condition is called "Capillary Leak Syndrome" (CLS). CLS can quickly cause you to have symptoms that may become life-threatening. Get emergency medical help right away if you develop any of the following symptoms:

- swelling or puffiness and are urinating less than usual
- trouble breathing
- swelling of your stomach area (abdomen) and feeling of fullness
- dizziness or feeling faint
- a general feeling of tiredness

- **Myelodysplastic syndrome and acute myeloid leukemia.** If you have breast cancer or lung cancer, when ZIEXTENZO is used with chemotherapy and radiation therapy, or with radiation therapy alone, you may have an increased risk of developing a precancerous blood condition called myelodysplastic syndrome (MDS) or a blood cancer called acute myeloid leukemia (AML). Symptoms may include tiredness, fever, and easy bruising or bleeding. Call your healthcare provider if you develop these symptoms during treatment with ZIEXTENZO.
- **Inflammation of the aorta (aortitis).** Inflammation of the aorta (the large blood vessel which transports blood from the heart to the body) has been reported in patients who received pegfilgrastim. Symptoms may include fever, abdominal pain, feeling tired, and back pain. Call your healthcare provider if you experience these symptoms.

The most common side effects of ZIEXTENZO are pain in the bones, arms, and legs.

These are not all the possible side effects of ZIEXTENZO.

Call your doctor for medical advice about side effects. You may report side effects to FDA at 1-800-FDA-1088.

#### **How should I store ZIEXTENZO?**

- Store ZIEXTENZO in the refrigerator between 36°F to 46°F (2°C to 8°C).
- Take ZIEXTENZO out of the refrigerator for at least 15 to 30 minutes before use and allow it to reach room temperature before preparing an injection.
- Avoid freezing. If ZIEXTENZO is accidentally frozen, allow the prefilled syringe to thaw in the refrigerator before injecting.
- Do not use a ZIEXTENZO prefilled syringe that has been frozen more than 1 time. Use a new ZIEXTENZO prefilled syringe.
- Keep the prefilled syringe in the original carton to protect from light or physical damage.
- Do not shake the prefilled syringe.
- Throw away (dispose of) any ZIEXTENZO that has been left at room temperature, 68°F to 95°F (20°C to 35°C), for more than 120 hours.

**Keep the ZIEXTENZO prefilled syringe out of the reach of children.**

#### **General information about the safe and effective use of ZIEXTENZO.**

Medicines are sometimes prescribed for purposes other than those listed in a Patient Information leaflet. Do not use ZIEXTENZO for a condition for which it was not prescribed. Do not give ZIEXTENZO to other people, even if they have the same symptoms that you have. It may harm them. You can ask your pharmacist or healthcare provider for information about ZIEXTENZO that is written for health professionals.

#### **What are the ingredients in ZIEXTENZO?**

Active ingredient: pegfilgrastim-bmez

Inactive ingredients: acetic acid, polysorbate 20, sorbitol, and Water for Injection. Sodium hydroxide may be added as necessary to adjust pH.

Manufactured by: Sandoz Inc. Princeton, NJ 08540 US License No. 2003

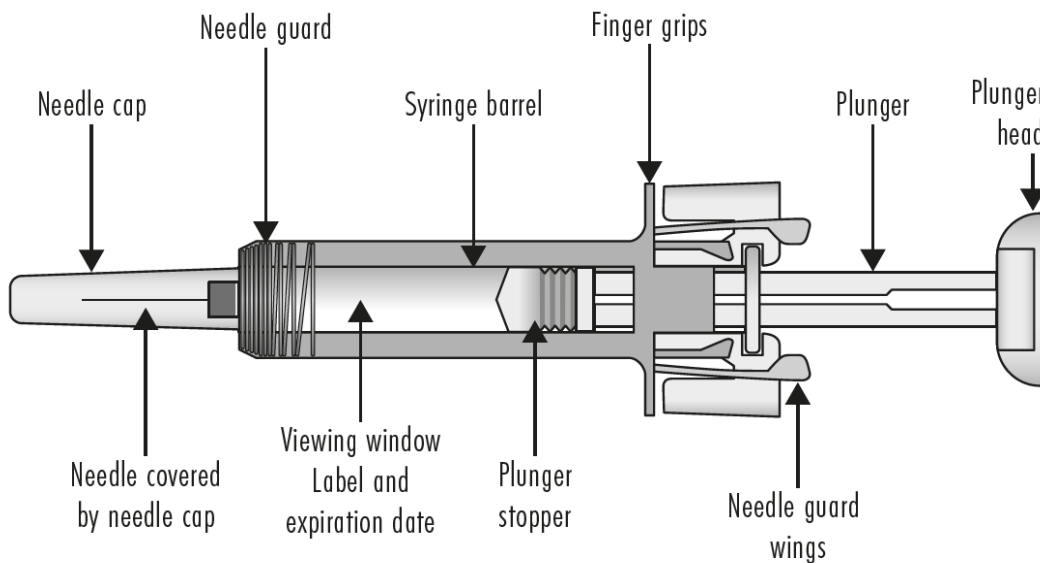
Product of Slovenia.

For more information, visit [www.ziextenzo.com](http://www.ziextenzo.com) or call 1-800-525-8747

**Instructions for Use**  
**ZIEXTENZO®**  
(pegfilgrastim-bmez)  
injection  
Single-dose prefilled syringe with needle guard

**Guide to Parts**

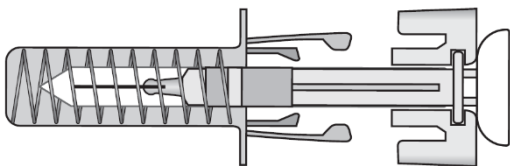
**Before use**



**Figure A: Before use. The ZIEXTENZO prefilled syringe with needle guard not activated**

**Important:** The needle is covered by the needle cap before use.

**After use**



**Figure B: After Use. The ZIEXTENZO prefilled syringe with needle guard activated.**

**Important information:**

Read the Patient Information that comes with ZIEXTENZO for important information you need to know about ZIEXTENZO before using these Instructions for Use.

### Storing the ZIEXTENZO prefilled syringe

- Store ZIEXTENZO in a refrigerator between 36°F to 46°F (2°C to 8°C).
- Store ZIEXTENZO prefilled syringe in its outer carton to protect it from light or physical damage.
- Take ZIEXTENZO out of the refrigerator at least 15 to 30 minutes before use to allow it to reach room temperature before preparing the injection.
- Avoid freezing. If ZIEXTENZO is accidentally frozen, thaw in the refrigerator before injecting.
- **Do not** use a ZIEXTENZO prefilled syringe that has been frozen more than 1 time. Use a new ZIEXTENZO prefilled syringe.
- Throw away (dispose of) any ZIEXTENZO that has been left at room temperature 68°F to 95°F (20°C to 35°C) for more than 120 hours. **See “14. Disposing of used syringes”.**

**Keep ZIEXTENZO and all medicines out of the reach of children.**

### Important information:

- **It is important that you do not try to give the injection unless you or your caregiver have received training from your healthcare provider.**
- Make sure that the name ZIEXTENZO appears on the carton and prefilled syringe label.
- Check the carton and prefilled syringe label to make sure the dose strength is 6 mg/0.6 mL.
- You should not inject a dose of ZIEXTENZO to children weighing less than 45 kg from a ZIEXTENZO prefilled syringe. A dose less than 0.6 mL (6 mg) cannot be accurately measured using the ZIEXTENZO prefilled syringe.
- **Do not** use a ZIEXTENZO prefilled syringe after the expiration date on the label.
- **Do not** open the outer carton until you are ready to use the ZIEXTENZO prefilled syringe. **Do not** use the ZIEXTENZO prefilled syringe if the seal of the tray is broken, as it may not be safe for you to use.
- **Do not** use the ZIEXTENZO prefilled syringe if there is liquid in the plastic tray. Do not use the ZIEXTENZO pre-filled syringe if the needle cap is missing or not securely attached. In all these instances, return the entire product pack to the pharmacy.
- **Do not** use a prefilled syringe if it has been dropped on a hard surface. The prefilled syringe may be broken even if you cannot see the break. Use a new prefilled syringe.
- **Do not** shake the ZIEXTENZO prefilled syringe.
- Be careful not to touch the needle guard wings before use. Touching them may cause the needle guard to be activated too early.
- **Do not** try to activate the needle safety guard before the injection.
- **Do not** remove the needle cap until just before you give the injection.
- **Do not reuse** a ZIEXTENZO prefilled syringe. Throw away (dispose of) used syringes right away after use in a sharps disposal container. **See “14. Disposing of used syringes”.**

Call your healthcare provider if you have any questions.

### Prepare the injection.

1. Find a clean, flat, well-lit work surface.

2. Remove the carton from the refrigerator and check the expiration date printed on the carton.
3. Remove the tray containing a ZIEXTENZO prefilled syringe from the carton and place it unopened on your clean work surface for at least 15 to 30 minutes, so that it can reach room temperature.
  - **Do not** use the prefilled syringe if the carton is damaged.
  - **Do not** try to warm the prefilled syringe by using a heat source such as hot water or a microwave.
  - **Do not** leave the prefilled syringe in direct sunlight.
  - **Do not** shake the prefilled syringe.
4. Wash your hands well with soap and water.

**Gather the following supplies for the injection (See Figure C):**

- 1 alcohol wipe
- 1 cotton ball or gauze pad
- 1 sharps disposal container
- 1 adhesive bandage

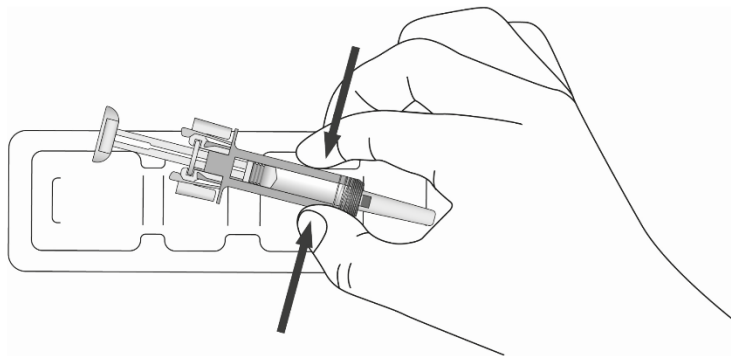


**Figure C**

5. Open the tray by peeling away the cover. Remove the ZIEXTENZO prefilled syringe from the tray by grabbing the transparent safety guard (**See Figure D**).

For safety reasons:

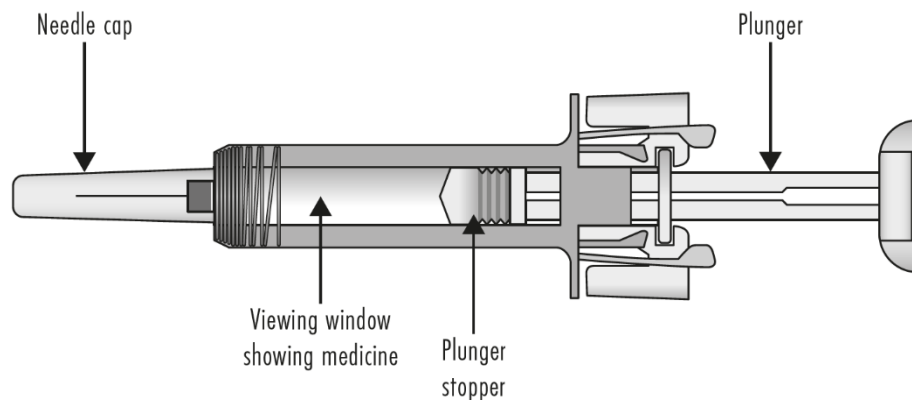
- **Do not** grab the plunger rod.
- **Do not** grab the gray needle cap.



**Figure D**

Check to be sure that the plastic clear needle guard is located over the barrel of the glass syringe. If the clear needle guard is covering the needle cap, as shown in Figure B above, the needle guard has been activated. **Do not try to use this prefilled syringe.** Throw away (dispose of) this prefilled syringe. **See “14. Disposing of used syringes”.** Start over with a new prefilled syringe.

**Inspect the prefilled syringe and medicine (See Figure E).**



**Figure E**

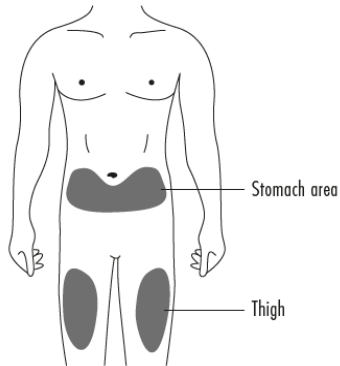
6. Make sure that the medicine in the prefilled syringe is clear and colorless to slightly yellowish. You may see small air bubbles in the liquid. This is normal.

**Do not** use the prefilled syringe if:

- the medicine looks discolored or cloudy
- the medicine contains lumps, flakes, or particles
- it appears used or damaged
- the needle cap is missing or not securely attached
- the expiration date printed on the label has passed

In all cases, use a new prefilled syringe and call your healthcare provider.

### Select and clean the injection site



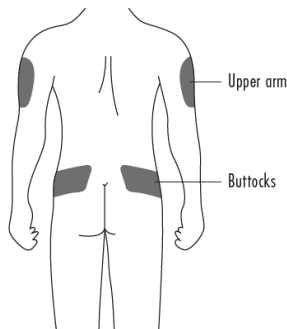
**Figure F**

You can use (**See Figure F and Figure G**):

- the front of your thighs
- stomach-area (abdomen), except for a 2 inch area right around the navel (belly button)
- upper outer area of the buttocks (only if someone else is giving you the injection)
- outer area of upper arm (only if someone else is giving you the injection)

Choose a different site each time you give yourself an injection. **Do not** inject again in the exact same spot.

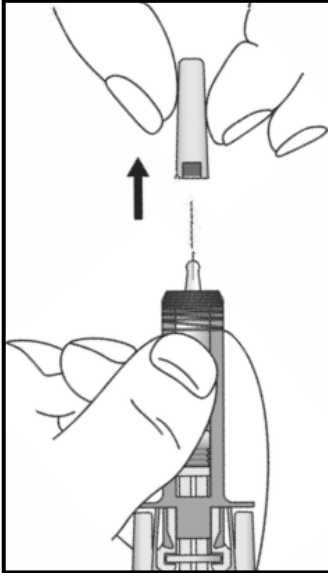
**Do not** inject into areas where the skin is tender, bruised, red, scaly or hard. Avoid areas with scars or stretch marks.



**Figure G**

7. Clean the injection site with an alcohol wipe. Let the skin dry. Do not touch the cleaned area again before injecting.

**Prepare the ZIEXTENZO prefilled syringe for use**



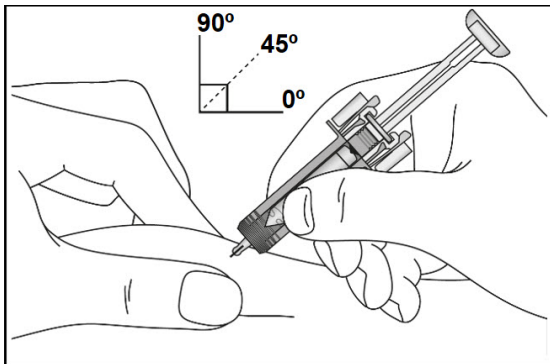
**Figure H**

8. Hold the prefilled syringe by the syringe barrel. Carefully pull the needle cap straight off to remove it from the ZIEXTENZO prefilled syringe (**See Figure H**).

- **Do not** twist or bend the gray needle cap.
- **Do not** hold the prefilled syringe by the plunger rod.

Throw away the needle cap in your household trash. **Do not** put the needle cap back onto the prefilled syringe.

You may see a drop of liquid at the end of the needle. This is normal.



**Figure I**

9. With your other hand, gently pinch the skin at the injection site to create a firm surface.

Insert the needle into the skin at an angle of 45 to 90 degrees, as shown (**See Figure I**).

Push the needle all the way in to ensure that the medicine can be fully injected.

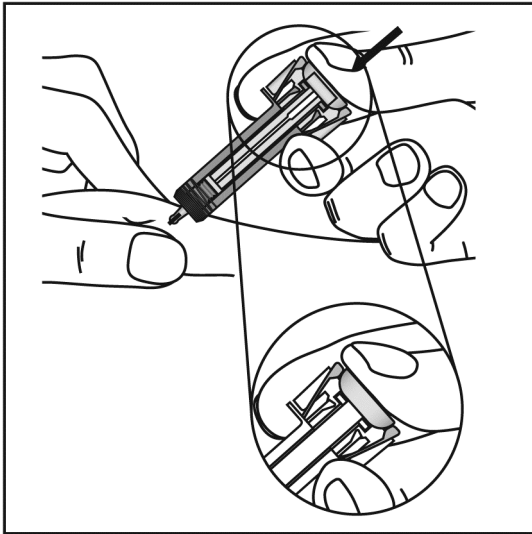


Figure J

10. Hold the ZIEXTENZO prefilled syringe as shown (**See Figure J**). Slowly press down the plunger head as far as it will go until the plunger head is completely between the needle guard wings.

**Important:** Keep the skin pinched while injecting.

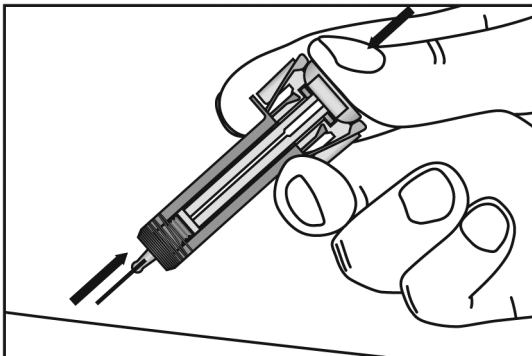
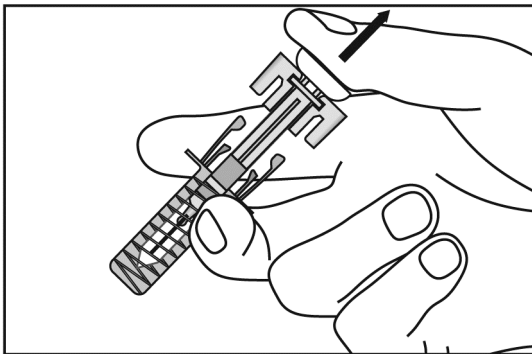


Figure K

11. Keep the plunger fully pressed down while you carefully pull the needle straight out from the injection site and off your skin (**See Figure K**).



12. Slowly release the plunger and allow the syringe needle guard to automatically cover the exposed needle (**See Figure L**).
13. There may be a small amount of blood at the injection site. You can press a cotton ball or gauze pad onto the injection site. Do not rub the injection site. Apply an adhesive bandage if needed.

Figure L

#### 14. Disposing of used syringes

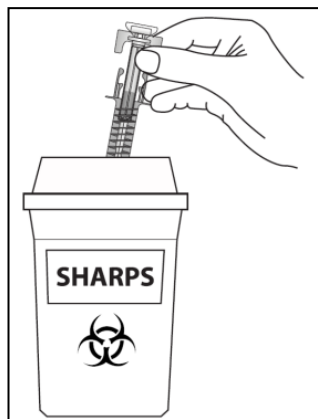


Figure M

Put the used syringes in an FDA-cleared sharps disposal container right away after use (**See Figure M**). **Do not** throw away the syringe in the household trash.

- If you do not have an FDA-cleared sharps disposal container, you may use a household container that is:
  - made of a heavy-duty plastic
  - can be closed with a tight-fitting, puncture-resistant lid, without sharps being able to come out
  - upright and stable during use
  - leak-resistant
  - properly labeled to warn of hazardous waste inside the container.
- When your sharps disposal container is almost full, you will need to follow your community guidelines for the right way to dispose of your sharps disposal container. There may be state or local laws about how you should throw away used needles and syringes. For more information about safe sharps disposal, and for specific information about sharps disposal in the state that you live in, go to the FDA's website at: <http://www.fda.gov/safesharpsdisposal>.
- **Do not** reuse the prefilled syringe.
- **Do not** recycle prefilled syringes or sharps disposal container or throw them into household trash.

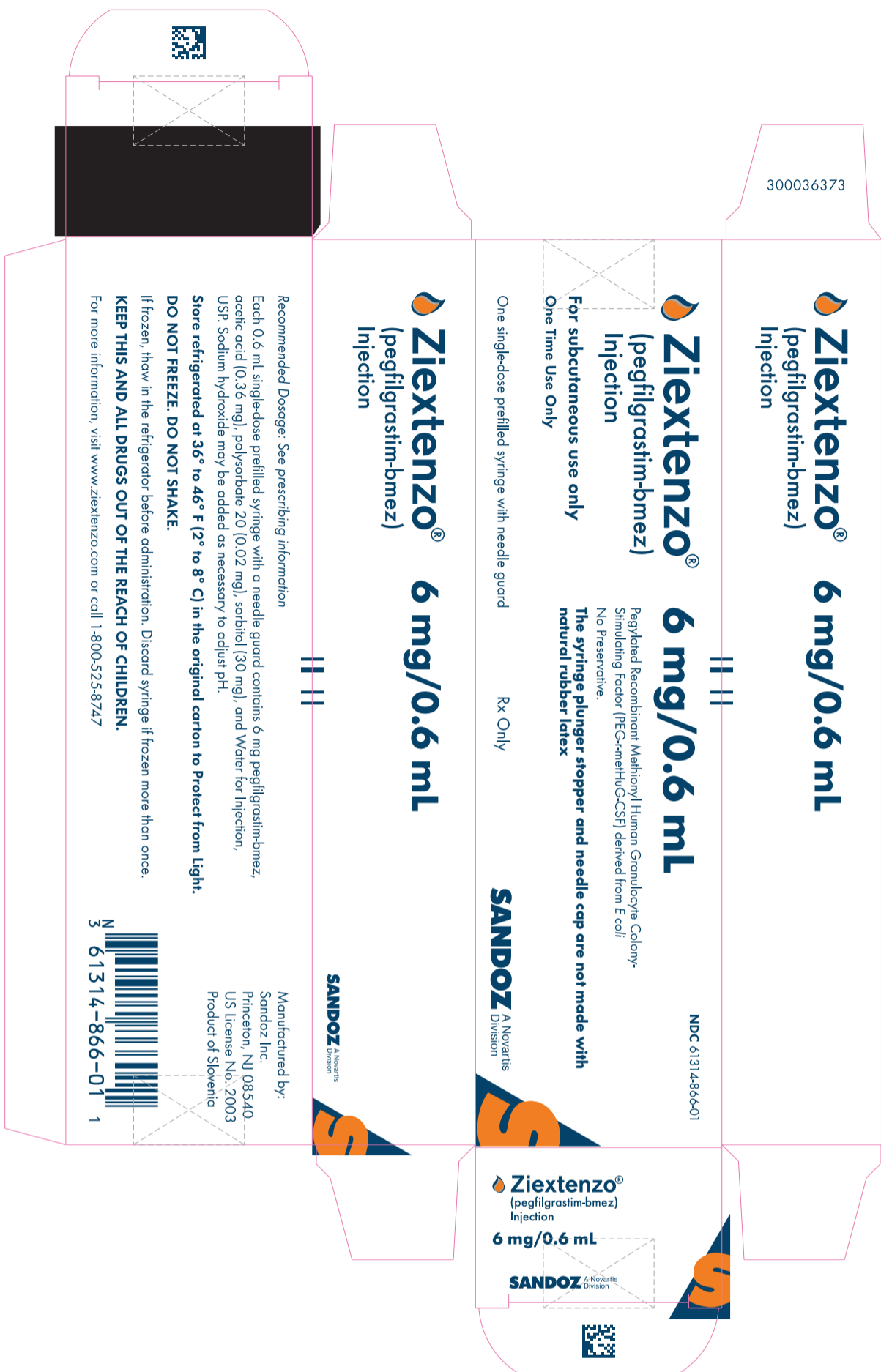
**Important:** Keep the sharps disposal container out of the reach of children.

This Instructions for Use has been approved by the U.S. Food and Drug Administration.

Manufactured by: Sandoz Inc. Princeton, NJ 08540

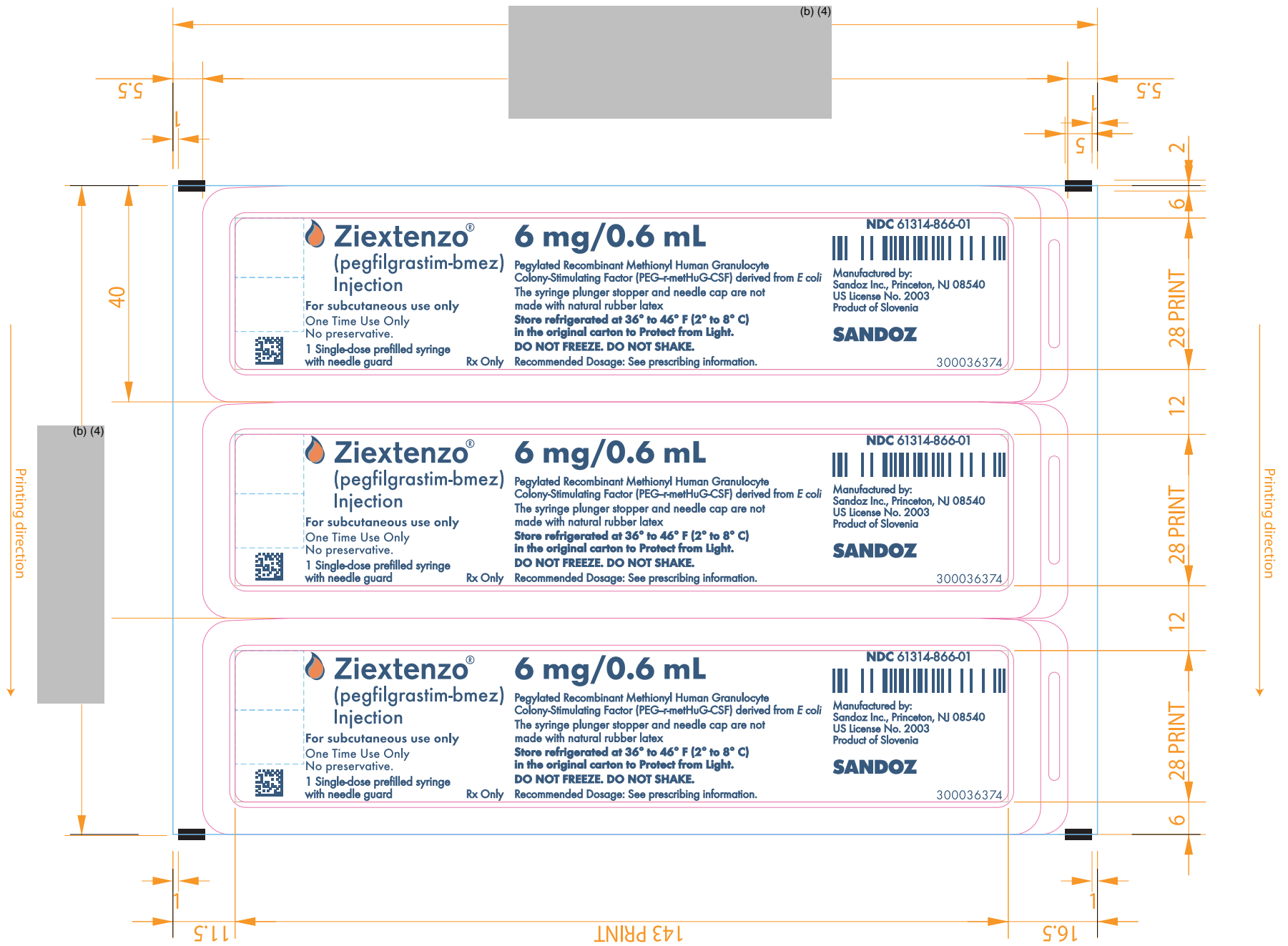
US License No. 2003 Product of Slovenia.

Revised: September 2022



(b) (4)

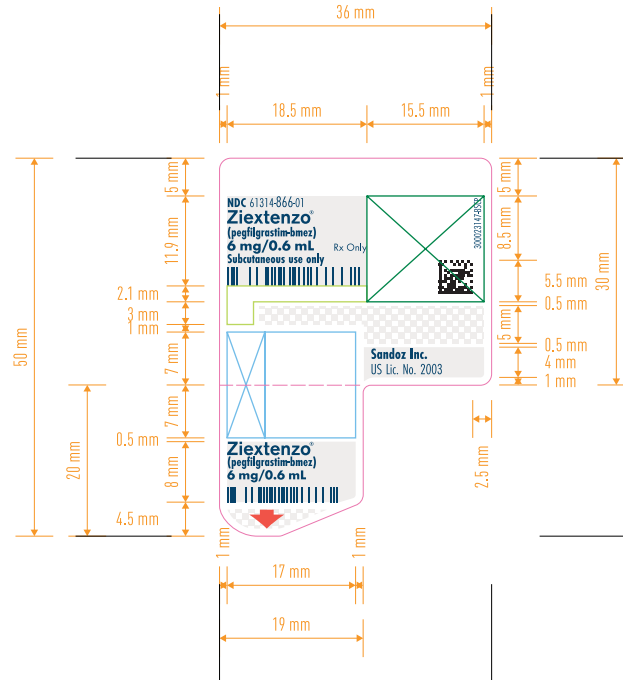
PRODUCTION DATA IMPRINT			
Info		Printed data on packaging	
NR	DATA	ONLINE IMPRINT	FORMAT / CONTENT
1	GTIN	GTIN	GS1-Standard (14 digits)
2	Serial Number	SN	(max. 14 digits)
3	EXP	EXP	MMYYYY
4	LOT	LOT	AB1234
2D Data Matrix		2D Data Matrix Code encrypts GTIN, SN, EXP, LOT	GS1-Standard
<b>Important Info for Imprint of the date format:</b> MMM is printed in letters: JAN, FEB, MAR, APR, MAY, JUN, JUL, AUG, SEP, OCT, NOV, DEC			



PRODUCTION DATA IMPRINT			
Info		Printed data on packaging	
NR	DATA	ONLINE IMPRINT	FORMAT
1	EXP	EXP	MMM YY
2	LOT	Lot	AB1234

**Important Info for Imprint of the date format:**  
 MMM is printed in letters:  
 JAN, FEB, MAR, APR, MAY, JUN, JUL, AUG, SEP, OCT, NOV, DEC

This label may not be the latest approved by FDA.  
 For current labeling information, please visit <https://www.fda.gov/drugsatfda>



(b) (4)

PRODUCTION DATA IMPRINT			
Info		Printed data on packaging	
NR	DATA	ONLINE IMPRINT	FORMAT
1	EXP	EXP	MMM YY
2	LOT	Lot	AB1234
<b>Important Info for Imprint of the date format:</b> MMM is printed in letters: JAN, FEB, MAR, APR, MAY, JUN, JUL, AUG, SEP, OCT, NOV, DEC			

This label may not be the latest approved by FDA.  
For current labeling information, please visit <https://www.fda.gov/drugsatfda>



Cyrus  
Agarabi

Digitally signed by Cyrus Agarabi  
Date: 9/09/2022 05:47:05PM  
GUID: 508da7380002b29de2a5189607c99654