

HIGHLIGHTS OF PRESCRIBING INFORMATION

These highlights do not include all the information needed to use FASENRA® safely and effectively. See full prescribing information for FASENRA.

FASENRA (benralizumab) injection, for subcutaneous use

Initial U.S. Approval: 2017

RECENT MAJOR CHANGES

Indications and Usage (1)	09/2024
Dosage and Administration (2.1, 2.3, 2.4)	04/2024
Dosage and Administration, EGPA (2.2)	09/2024

INDICATIONS AND USAGE

FASENRA is an interleukin-5 receptor alpha-directed cytolytic monoclonal antibody (IgG1, kappa) indicated for:

- add-on maintenance treatment of adult and pediatric patients aged 6 years and older with severe asthma, and with an eosinophilic phenotype. (1.1)
- treatment of adult patients with eosinophilic granulomatosis with polyangiitis (EGPA). (1.2)

Limitations of Use:

Not for relief of acute bronchospasm or status asthmaticus. (1.1)

DOSAGE AND ADMINISTRATION

Administer by subcutaneous injection. (2.3)

Asthma

Adult and Adolescent Patients 12 Years of Age and Older:

- Recommended dosage is 30 mg every 4 weeks for first 3 doses followed by once every 8 weeks thereafter. (2.1)

Pediatric Patients 6 Years to 11 Years of Age:

- *Weighing Less Than 35 kg:* the recommended dosage is 10 mg every 4 weeks for first 3 doses followed by once every 8 weeks thereafter. (2.1)
- *Weighing 35 kg or More:* the recommended dosage is 30 mg every 4 weeks for first 3 doses followed by once every 8 weeks thereafter. (2.1)

EGPA

Recommended dosage is 30 mg every 4 weeks. (2.2)

See full prescribing information for administration instructions of FASENRA prefilled syringe and FASENRA PEN. (2.4, 2.5)

DOSAGE FORMS AND STRENGTHS

Injection:

- 10 mg/0.5 mL solution in a single-dose prefilled syringe. (3)
- 30 mg/mL solution in a single-dose prefilled syringe. (3)
- 30 mg/mL solution in a single-dose autoinjector FASENRA PEN. (3)

CONTRAINDICATIONS

Known hypersensitivity to benralizumab or excipients. (4)

WARNINGS AND PRECAUTIONS

- Hypersensitivity reactions: Hypersensitivity reactions (e.g., anaphylaxis, angioedema, urticaria, rash) have occurred after administration of FASENRA. Discontinue in the event of a hypersensitivity reaction. (5.1)
- Reduction in Corticosteroid Dosage: Do not discontinue systemic or inhaled corticosteroids abruptly upon initiation of therapy with FASENRA. Decrease corticosteroids gradually, if appropriate. (5.3)
- Parasitic (Helminth) Infection: Treat patients with pre-existing helminth infections before therapy with FASENRA. If patients become infected while receiving FASENRA and do not respond to anti-helminth treatment, discontinue FASENRA until the parasitic infection resolves. (5.4)

ADVERSE REACTIONS

Most common adverse reactions (incidence greater than or equal to 5%) include headache and pharyngitis. (6.1, 6.2)

To report SUSPECTED ADVERSE REACTIONS, contact AstraZeneca at 1-800-236-9933 or FDA at 1-800-FDA-1088 or www.fda.gov/medwatch.

See 17 for PATIENT COUNSELING INFORMATION and FDA-approved patient labeling

Revised: 09/2024

FULL PRESCRIBING INFORMATION: CONTENTS*

1 INDICATIONS AND USAGE

- 1.1 Asthma
- 1.2 Eosinophilic Granulomatosis with Polyangiitis

2 DOSAGE AND ADMINISTRATION

- 2.1 Recommended Dosage for Asthma
- 2.2 Recommended Dosage for EGPA
- 2.3 General Administration Instructions
- 2.4 Instructions for Administration of FASENRA Prefilled Syringe (Healthcare Providers)
- 2.5 Instructions for Administration of FASENRA PEN

3 DOSAGE FORMS AND STRENGTHS

4 CONTRAINDICATIONS

5 WARNINGS AND PRECAUTIONS

- 5.1 Hypersensitivity Reactions
- 5.2 Acute Asthma Symptoms or Deteriorating Disease
- 5.3 Reduction of Corticosteroid Dosage
- 5.4 Parasitic (Helminth) Infection

6 ADVERSE REACTIONS

- 6.1 Clinical Trials Experience
- 6.2 Postmarketing Experience

7 DRUG INTERACTIONS

8 USE IN SPECIFIC POPULATIONS

- 8.1 Pregnancy
- 8.2 Lactation
- 8.4 Pediatric Use
- 8.5 Geriatric Use

10 OVERDOSAGE

11 DESCRIPTION

12 CLINICAL PHARMACOLOGY

- 12.1 Mechanism of Action
- 12.2 Pharmacodynamics
- 12.3 Pharmacokinetics
- 12.6 Immunogenicity

13 NONCLINICAL TOXICOLOGY

- 13.1 Carcinogenesis, Mutagenesis, Impairment of Fertility

14 CLINICAL STUDIES

- 14.1 Clinical Studies in Patients with Asthma
- 14.2 Clinical Studies in Patients with Eosinophilic Granulomatosis with Polyangiitis

16 HOW SUPPLIED/STORAGE AND HANDLING

17 PATIENT COUNSELING INFORMATION

*Sections or subsections omitted from the full prescribing information are not listed.

FULL PRESCRIBING INFORMATION

1 INDICATIONS AND USAGE

1.1 Asthma

FASENRA is indicated for the add-on maintenance treatment of adult and pediatric patients aged 6 years and older with severe asthma, and with an eosinophilic phenotype [see [Use in Specific Populations \(8.4\)](#), [Clinical Studies \(14.1\)](#)].

Limitations of Use:

- FASENRA is not indicated for the relief of acute bronchospasm or status asthmaticus.

1.2 Eosinophilic Granulomatosis with Polyangiitis

FASENRA is indicated for the treatment of adult patients with eosinophilic granulomatosis with polyangiitis (EGPA).

2 DOSAGE AND ADMINISTRATION

2.1 Recommended Dosage for Asthma

Adult and Adolescent Patients 12 Years of Age and Older

The recommended dosage of FASENRA is 30 mg (one injection) administered subcutaneously every 4 weeks for the first 3 doses, and then every 8 weeks thereafter.

Pediatric Patients 6 to 11 Years of Age

The recommended dosage of FASENRA for pediatric patients 6 to 11 years of age is based on body weight as provided in **Table 1**.

Table 1. Recommended Dosage of FASENRA in Pediatric Patients 6 to 11 Years of Age with Asthma

Body weight	Recommended Dosage
Less than 35 kg	10 mg (one injection) administered subcutaneously every 4 weeks for the first 3 doses, and then every 8 weeks thereafter.
35 kg or more	30 mg (one injection) administered subcutaneously every 4 weeks for the first 3 doses, and then every 8 weeks thereafter.

2.2 Recommended Dosage for EGPA

The recommended dosage of FASENRA is 30 mg (one injection) administered once every 4 weeks by subcutaneous injection.

2.3 General Administration Instructions

FASENRA is for subcutaneous use only.

FASENRA is intended for use under the guidance of a healthcare provider. In line with clinical practice, monitoring of patients after administration of biologic agents is recommended [see [Warnings and Precautions \(5.1\)](#)].

Administer FASENRA into the thigh or abdomen. The upper arm can also be used if a healthcare provider or caregiver administers the injection. Prior to administration, warm FASENRA by leaving carton at room temperature for about 30 minutes. Visually inspect FASENRA for particulate matter and discoloration prior to administration. FASENRA is clear to opalescent, colorless to slightly yellow, and may contain a few translucent or white to off-white particles. Do not use FASENRA if the liquid is cloudy, discolored, or if it contains large particles or foreign particulate matter.

Prefilled Syringe

The prefilled syringe is for administration by a healthcare provider.

Autoinjector (FASENRA PEN™)

FASENRA PEN is intended for administration by patients/caregivers. Patients/caregivers may inject after proper training in subcutaneous injection technique, and after the healthcare provider determines it is appropriate.

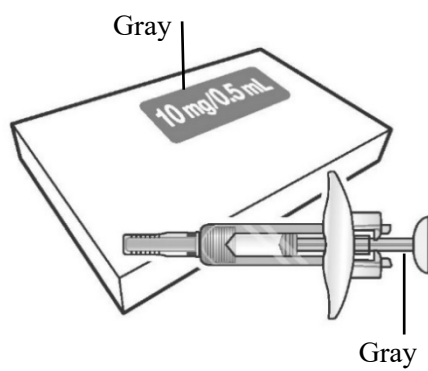
In asthma patients aged 6 to 11 years weighing 35 kg or more, FASENRA PEN should only be administered by a caregiver or healthcare provider.

2.4 Instructions for Administration of FASENRA Prefilled Syringe (Healthcare Providers)

Figure 1 FASENRA Prefilled Syringes

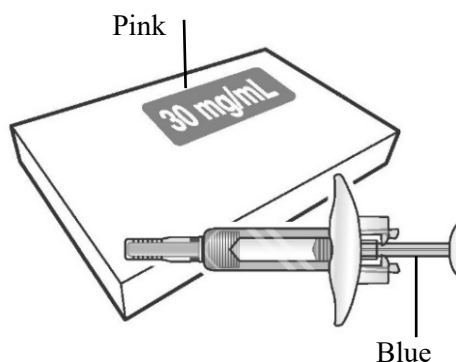
FASENRA 10 mg (10 mg/0.5 mL)

prefilled syringe with a gray plunger rod

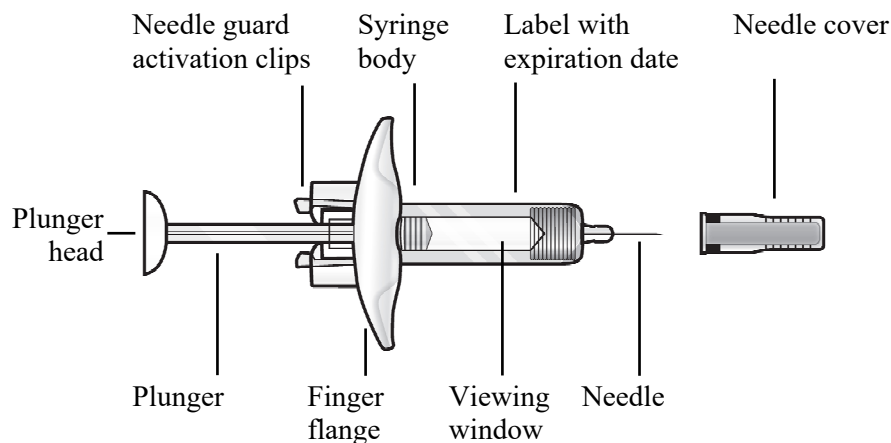


FASENRA 30 mg (30 mg/mL)

prefilled syringe with a blue plunger rod



Prefilled Syringe Components

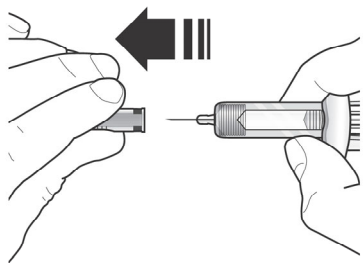


To prepare FASENRA prefilled syringe for subcutaneous administration, carefully read and adhere to these instructions for use. FASENRA is available in a 10 mg and a 30 mg prefilled syringe. Check the labels on the FASENRA carton and prefilled syringe to ensure the correct 10 mg or 30 mg product is being used (**Figure 1**). Refer to Figure 1 to identify the prefilled syringe components for use in the administration steps.

Do not touch the needle guard activation clips to prevent premature activation of the needle safety guard.

1 **Grasp the syringe body**, not the plunger, to remove prefilled syringe from the tray. Check the expiration date on the syringe. The syringe may contain small air bubbles; this is normal. **Do not** expel the air bubbles prior to administration.

2



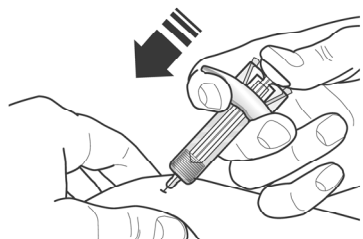
Do not remove needle cover until ready to inject. Hold the syringe body and remove the needle cover by pulling straight off. Do not hold the plunger or plunger head while removing the needle cover or the plunger may move. If the prefilled syringe is damaged or contaminated (for example, dropped without needle cover in place), discard and use a new prefilled syringe.

3



Gently pinch the skin and insert the needle at the recommended injection site (i.e., upper arm, thigh, or abdomen).

4



Inject all of the medication by pushing in the plunger all the way until the plunger head is **completely between** the needle guard activation clips. **This is necessary to activate the needle guard.**

5



After injection, maintain pressure on the plunger head and remove the needle from the skin. Release pressure on the plunger head to allow the needle guard to cover the needle. **Do not re-cap the prefilled syringe.**

6 Discard the used syringe into a sharps container.

2.5 Instructions for Administration of FASENRA PEN

Refer to the FASENRA PEN ‘Instructions for Use’ for more detailed instructions on the preparation and administration of FASENRA PEN [see [Instructions for Use](#)]. A patient may self-inject or the patient’s caregiver may administer

FASENRA PEN subcutaneously after the healthcare provider determines it is appropriate. In patients aged 6 to 11 years weighing 35 kg or more, FASENRA PEN should only be administered by a caregiver or healthcare provider.

3 DOSAGE FORMS AND STRENGTHS

Injection: clear to opalescent, colorless to slightly yellow solution and may contain a few translucent or white to off-white particles available as:

- 10 mg/0.5 mL solution in a single-dose prefilled syringe.
- 30 mg/mL solution in a single-dose prefilled syringe.
- 30 mg/mL solution in a single-dose autoinjector FASENRA PEN.

4 CONTRAINDICATIONS

FASENRA is contraindicated in patients who have known hypersensitivity to benralizumab or any of its excipients [*see [Warnings and Precautions \(5.1\)](#)*].

5 WARNINGS AND PRECAUTIONS

5.1 Hypersensitivity Reactions

Hypersensitivity reactions (e.g., anaphylaxis, angioedema, urticaria, rash) have occurred following administration of FASENRA. These reactions generally occur within hours of administration, but in some instances have a delayed onset (i.e., days). In the event of a hypersensitivity reaction, FASENRA should be discontinued [*see [Contraindications \(4\)](#)*].

5.2 Acute Asthma Symptoms or Deteriorating Disease

FASENRA should not be used to treat acute asthma symptoms or acute exacerbations. Do not use FASENRA to treat acute bronchospasm or status asthmaticus. Patients should seek medical advice if their asthma remains uncontrolled or worsens after initiation of treatment with FASENRA.

5.3 Reduction of Corticosteroid Dosage

Do not discontinue systemic or inhaled corticosteroids (ICS) abruptly upon initiation of therapy with FASENRA. Reductions in corticosteroid dose, if appropriate, should be gradual and performed under the direct supervision of a physician. Reduction in corticosteroid dose may be associated with systemic withdrawal symptoms and/or unmask conditions previously suppressed by systemic corticosteroid therapy.

5.4 Parasitic (Helminth) Infection

Eosinophils may be involved in the immunological response to some helminth infections. Patients with known helminth infections were excluded from participation in clinical trials. It is unknown if FASENRA will influence a patient's response against helminth infections.

Treat patients with pre-existing helminth infections before initiating therapy with FASENRA. If patients become infected while receiving treatment with FASENRA and do not respond to anti-helminth treatment, discontinue treatment with FASENRA until infection resolves.

6 ADVERSE REACTIONS

The following adverse reactions are described in greater detail in other sections:

- Hypersensitivity Reactions [*see [Warnings and Precautions \(5.1\)](#)*]

6.1 Clinical Trials Experience

Because clinical trials are conducted under widely varying conditions, adverse reaction rates observed in the clinical trials of a drug cannot be directly compared to rates in the clinical trials of another drug and may not reflect the rates observed in practice.

Adult and Adolescent Patients 12 Years of Age and Older with Asthma

Across three clinical trials (SIROCCO, CALIMA, and ZONDA) for asthma, 1,808 patients received at least 1 dose of FASENRA [see [Clinical Studies \(14.1\)](#)]. The data described below reflect exposure to FASENRA in 1,663 patients, including 1,556 exposed for at least 24 weeks and 1,387 exposed for at least 48 weeks. The safety exposure for FASENRA is derived from two Phase 3 placebo-controlled trials (SIROCCO and CALIMA) from 48 weeks duration [FASENRA every 4 weeks (n=841), FASENRA every 4 weeks for 3 doses, then every 8 weeks (n=822), and placebo (n=847)]. While a dosing regimen of FASENRA every 4 weeks was included in clinical trials, FASENRA administered every 4 weeks for 3 doses, then every 8 weeks thereafter is the recommended dose [see [Dosage and Administration \(2.1\)](#)]. The population studied was 12 to 75 years of age, of which 64% were female and 79% were White.

Adverse reactions that occurred at greater than or equal to 3% incidence are shown in **Table 2**.

Table 2. Adverse Reactions with FASENRA with Greater than or Equal to 3% Incidence in Patients with Asthma (SIROCCO and CALIMA)

Adverse Reactions	FASENRA (N=822) %	Placebo (N=847) %
Headache	8	6
Pyrexia	3	2
Pharyngitis*	5	3
Hypersensitivity reactions†	3	3

* Pharyngitis was defined by the following terms: 'Pharyngitis', 'Pharyngitis bacterial', 'Viral pharyngitis', 'Pharyngitis streptococcal'.

† Hypersensitivity Reactions were defined by the following terms: 'Urticaria', 'Urticaria papular', and 'Rash' [see [Warnings and Precautions \(5.1\)](#)].

28-Week Trial

Adverse reactions from ZONDA with 28 weeks of treatment with FASENRA (n=73) or placebo (n=75) in which the incidence was more common in FASENRA than placebo include headache (8.2% compared to 5.3%, respectively) and pyrexia (2.7% compared to 1.3%, respectively) [see [Clinical Studies \(14.1\)](#)]. The frequencies for the remaining adverse reactions with FASENRA were similar to placebo.

Injection Site Reactions in Patients with Asthma

In SIROCCO and CALIMA, the FASENRA 30 mg prefilled syringe was administered at the recommended dosage and injection site reactions (e.g., pain, erythema, pruritus, papule) occurred at a rate of 2.2% in patients treated with FASENRA compared with 1.9% in patients treated with placebo.

Pediatric Patients 6 to 11 Years of Age with Asthma

The safety data for FASENRA is based on a 48-week, open-label, parallel group, pharmacokinetic and pharmacodynamic trial (TATE) of 28 pediatric patients aged 6 to 11 years with severe asthma, and with an eosinophilic phenotype [see [Use in Specific Populations \(8.4\)](#) and [Clinical Pharmacology \(12.2, 12.3\)](#)]. Patients received subcutaneous dose of 10 mg (for those weighing less than 35 kg) or 30 mg (for those weighing 35 kg or more) of FASENRA administered every 4 weeks for the first 3 doses, then every 8 weeks thereafter [see [Dosage and Administration \(2.1\)](#)]. No new safety signals were observed in these patients.

Adult Patients with EGPA

The safety of FASENRA is based on 70 adult patients who received at least 1 dose of FASENRA 30 mg administered subcutaneously every 4 weeks in an active-controlled study of 52 weeks duration (MANDARA) [see [Clinical Studies \(14.2\)](#)]. The incidence of adverse reactions were consistent to those reported in asthma, with the exception of headache, which occurred in 17% of FASENRA-treated patients with EGPA. No new adverse reactions were identified.

6.2 Postmarketing Experience

In addition to adverse reactions reported from clinical trials, the following adverse reactions have been identified during post-approval use of FASENRA. Because these reactions are reported voluntarily from a population of uncertain size, it is not always possible to reliably estimate their frequency or establish a causal relationship to drug exposure. These events have been chosen for inclusion due to either their seriousness, frequency of reporting, or causal connection to FASENRA or a combination of these factors.

Immune System Disorders: Hypersensitivity reactions, including anaphylaxis.

7 DRUG INTERACTIONS

No formal drug interaction studies have been conducted.

8 USE IN SPECIFIC POPULATIONS

8.1 Pregnancy

Risk Summary

The data on pregnancy exposure from the clinical trials are insufficient to inform on drug-associated risk. Monoclonal antibodies such as benralizumab are transported across the placenta during the third trimester of pregnancy; therefore, potential effects on a fetus are likely to be greater during the third trimester of pregnancy. In a prenatal and postnatal development study conducted in cynomolgus monkeys, there was no evidence of fetal harm with IV administration of benralizumab throughout pregnancy at doses that produced exposures up to approximately 310 times the exposure at the maximum recommended human dose (MRHD) of 30 mg SC [see [Data](#)].

In the U.S. general population, the estimated background risk of major birth defects and miscarriage in clinically recognized pregnancies is 2% to 4% and 15% to 20%, respectively.

Clinical Considerations

Disease-Associated Maternal and/or Embryo/Fetal Risk

In women with poorly or moderately controlled asthma, evidence demonstrates that there is an increased risk of preeclampsia in the mother and prematurity, low birth weight, and small for gestational age in the neonate. The level of asthma control should be closely monitored in pregnant women and treatment adjusted as necessary to maintain optimal control.

Data

Animal Data

In a prenatal and postnatal development study, pregnant cynomolgus monkeys received benralizumab from beginning on GD20 to GD22 (dependent on pregnancy determination), on GD35, once every 14 days thereafter throughout the gestation period and 1-month postpartum (maximum 14 doses) at doses that produced exposures up to approximately 310 times that achieved with the MRHD (on an AUC basis with maternal IV doses up to 30 mg/kg once every 2 weeks).

Benralizumab did not elicit adverse effects on fetal or neonatal growth (including immune function) up to 6.5 months after

birth. There was no evidence of treatment-related external, visceral, or skeletal malformations. Benralizumab was not teratogenic in cynomolgus monkeys. Benralizumab crossed the placenta in cynomolgus monkeys. Benralizumab concentrations were approximately equal in mothers and infants on postpartum day 7, but were lower in infants at later time points. Eosinophil counts were suppressed in infant monkeys with gradual recovery by 6 months postpartum; however, recovery of eosinophil counts was not observed for one infant monkey during this period.

8.2 Lactation

Risk Summary

There is no information regarding the presence of benralizumab in human or animal milk, and the effects of benralizumab on the breast fed infant and on milk production are not known. However, benralizumab is a humanized monoclonal antibody (IgG1/ κ -class), and immunoglobulin G (IgG) is present in human milk in small amounts. If benralizumab is transferred into human milk, the effects of local exposure in the gastrointestinal tract and potential limited systemic exposure in the infant to benralizumab are unknown. The developmental and health benefits of breastfeeding should be considered along with the mother's clinical need for benralizumab and any potential adverse effects on the breast-fed child from benralizumab or from the underlying maternal condition.

8.4 Pediatric Use

Asthma

The safety and effectiveness of FASENRA for add-on maintenance treatment of patients with severe asthma and with an eosinophilic phenotype have been established in pediatric patients 6 years and older. Use of FASENRA for this indication is supported by evidence from the following:

Adolescent Patients 12 to 17 Years of Age

Use of FASENRA in adolescents with severe asthma and with an eosinophilic phenotype is supported by evidence from SIROCCO (n=53) and CALIMA (n=55) that enrolled 108 adolescents aged 12 to 17 years (mean age 14 years, 42% female, White 82%, Asian 2%, Black or African American 4%) with asthma. Of these patients, 46 received placebo, 40 received 30 mg of FASENRA every 4 weeks for 3 doses, followed by every 8 weeks thereafter, and 22 received 30 mg of FASENRA every 4 weeks. Patients were required to weigh 40 kg or more and to have a history of 2 or more asthma exacerbations requiring oral or systemic corticosteroid treatment in the past 12 months and reduced lung function at baseline (pre-bronchodilator FEV₁<90%) despite regular treatment with medium or high dose ICS and LABA with or without OCS or other controller therapy [see [Clinical Studies \(14\)](#)]. The pharmacokinetics of benralizumab in adolescents 12 to 17 years of age were consistent with adults based on population pharmacokinetic analysis and the reduction in blood eosinophil counts was similar to that observed in adults following the same FASENRA treatment. The adverse reaction profile in adolescents was generally similar to the overall population in the clinical trials [see [Adverse Reactions \(6.1\)](#)].

Pediatric Patients 6 to 11 Years of Age

Use of FASENRA in pediatric patients aged 6 to 11 years with severe asthma, and with an eosinophilic phenotype is supported by evidence from adequate and well-controlled trials in adults and adolescents with additional pharmacokinetic, pharmacodynamic, and safety data in pediatric patients aged 6 to 11 years. The effectiveness of FASENRA in pediatric patients 6 to 11 years of age is extrapolated from efficacy in three clinical trials (SIROCCO, CALIMA, and ZONDA) [see [Clinical Studies \(14\)](#)] with support from pharmacokinetic analysis and pharmacodynamic response in pediatric patients aged 6 to 11 years compared to adults and adolescents. TATE is a 48-week, open-label, pharmacokinetic and pharmacodynamic trial that was conducted in 28 patients aged 6 to 11 years (mean age 9 years; 6-8 years, n=11; 9-11 years n=17; 32% female, White 29%, Asian 32%, Black or African American 29%) with severe asthma, and with an eosinophilic phenotype.

Based upon the pharmacokinetic data from TATE, a subcutaneous dose of 10 mg (patients <35 kg) and subcutaneous dose of 30 mg (patients \geq 35 kg) of benralizumab administered every 4 weeks for the first 3 doses, then every 8 weeks thereafter in patients aged 6 to 11 years was determined to have similar or higher exposure, respectively, to adults and adolescents

administered a subcutaneous dose of 30 mg with the same dosing regimen [see [Clinical Pharmacology \(12.3\)](#)]. The pharmacodynamic response observed in TATE for pediatric patients aged 6 to 11 years was similar to that observed in adults and adolescents [see [Clinical Pharmacology \(12.2\)](#)]. No new safety signals were observed from TATE and safety for the higher drug exposure is supported by safety data from SIROCCO and CALIMA in adults and adolescents, and ZONDA in adults, who received 30 mg of FASENRA every 4 weeks for 1 year.

The safety and effectiveness in patients younger than 6 years of age have not been established.

EGPA

The safety and effectiveness of FASENRA in patients with EGPA younger than 18 years of age have not been established.

8.5 Geriatric Use

Asthma

Of the total number of patients in asthma clinical trials of benralizumab, 13% (n=320) were 65 and over, while 0.4% (n=9) were 75 and over. No overall differences in safety or effectiveness were observed between these patients and younger patients, and other reported clinical experience has not identified differences in responses between the elderly and younger patients, but greater sensitivity of some older individuals cannot be ruled out.

EGPA

Of the 70 patients with EGPA exposed to FASENRA, a total of 13 (19%) were 65 years or older. Clinical studies of FASENRA for EGPA did not include sufficient numbers of subjects aged 65 and over to determine whether they respond differently from younger subjects.

10 OVERDOSAGE

There is no specific treatment for an overdose with benralizumab. If overdose occurs, the patient should be treated supportively with appropriate monitoring as necessary.

11 DESCRIPTION

Benralizumab is a humanized monoclonal antibody (IgG1/ κ -class) selective for interleukin-5 receptor alpha subunit (IL-5R α). Benralizumab is produced in Chinese hamster ovary cells by recombinant DNA technology. Benralizumab has a molecular weight of approximately 150 kDa.

FASENRA (benralizumab) injection is a sterile, preservative-free, clear to opalescent, colorless to slightly yellow solution for subcutaneous injection. Since benralizumab is a protein, a few translucent or white to off-white particles may be present in the solution.

Each 10 mg single-dose prefilled syringe delivers 0.5 mL containing 10 mg benralizumab, L-histidine (0.7 mg); L-histidine hydrochloride monohydrate (1.2 mg); polysorbate 20 (0.03 mg); α,α -trehalose dihydrate (47 mg); and Water for Injection, USP, at pH of 5.5 – 6.5. The single-dose prefilled syringe contains a 1 mL glass syringe with a staked 29 gauge ½ inch stainless steel needle.

Each 30 mg single-dose prefilled syringe or single-dose autoinjector delivers 1 mL containing 30 mg benralizumab, L-histidine (1.4 mg); L-histidine hydrochloride monohydrate (2.3 mg); polysorbate 20 (0.06 mg); α,α -trehalose dihydrate (95 mg); and Water for Injection, USP, at pH of 5.5 – 6.5. The single-dose prefilled syringe or single-dose autoinjector contains a 1 mL glass syringe with a staked 29 gauge ½ inch stainless steel needle.

12 CLINICAL PHARMACOLOGY

12.1 Mechanism of Action

Benralizumab is a humanized afucosylated, monoclonal antibody (IgG1, kappa) that directly binds to the alpha subunit of the human interleukin-5 receptor (IL-5R α) with a dissociation constant of 11 pM. The IL-5 receptor is expressed on the surface of eosinophils and basophils. In an *in vitro* setting, the absence of fucose in the Fc domain of benralizumab facilitates binding (45.5 nM) to Fc γ RIII receptors on immune effector cells, such as natural killer (NK) cells, leading to apoptosis of eosinophils and basophils through antibody-dependent cell-mediated cytotoxicity (ADCC).

Inflammation is an important component in the pathogenesis of asthma and EGPA. Multiple cell types (e.g., mast cells, eosinophils, neutrophils, macrophages, lymphocytes) and mediators (e.g., histamine, eicosanoids, leukotrienes, cytokines) are involved in inflammation. Benralizumab, by binding to the IL-5R α chain, reduces eosinophils through ADCC; however, the mechanism of benralizumab action in asthma and EGPA has not been definitively established.

12.2 Pharmacodynamics

In the 52-week Phase 2 dose-ranging trial, asthma patients received 1 of 3 doses of benralizumab [2 mg (n=81), 20 mg (n=81), or 100 mg (n=222)] or placebo (n=222). All doses were administered every 4 weeks for the first 3 doses, followed by every 8 weeks thereafter. Median blood eosinophil levels at baseline were 310, 280, 190 and 190 cells/ μ L in the 2, 20, and 100 mg benralizumab and placebo groups, respectively. Dose-dependent reductions in blood eosinophils were observed. At the time of the last dose (Week 40), median blood eosinophil counts were 100, 50, 40, 170 cells/ μ L in the 2, 20, and 100 mg benralizumab and placebo groups, respectively.

A reduction in blood eosinophil counts was observed 24 hours post dosing in an asthma Phase 2 trial.

In SIROCCO and CALIMA, following SC administration of benralizumab at the recommended dose blood eosinophils were reduced to a median absolute blood eosinophil count of 0 cells/ μ L [see [Clinical Studies \(14\)](#)]. This magnitude of reduction was observed at the first time point, 4 weeks of treatment, and was maintained throughout the treatment period.

Treatment with benralizumab was also associated with reductions in blood basophils, which was consistently observed across all asthma clinical studies. In the Phase 2 dose-ranging asthma trial, blood basophil counts were measured by flow cytometry. Median blood basophil counts were 45, 52, 46, and 40 cells/ μ L in the 2 mg, 20 mg and 100 mg benralizumab and placebo groups, respectively. At 52 weeks (12 weeks after the last dose), median blood basophil counts were 42, 18, 17, and 46 cells/ μ L in the 2 mg, 20 mg and 100 mg benralizumab and placebo groups, respectively.

In TATE, a 48-week trial with patients aged 6 to 11 years who had severe asthma, and with an eosinophilic phenotype [see [Use in Specific Populations \(8.4\)](#)], the magnitude of blood eosinophil reduction was similar to that observed in adults and adolescents. Median blood eosinophil levels at baseline were 400 and 340 cells/ μ L in patients weighing <35 kg and \geq 35 kg, respectively. Across all post-dose time points, median eosinophil counts reduced to 10 to 20 cells/ μ L in patients weighing <35 kg, and to 20 to 30 cells/ μ L in patients weighing \geq 35 kg. Blood eosinophil reduction was observed at the first time point, 4 weeks of treatment, and was maintained throughout the treatment period.

In patients with EGPA, reduction of blood eosinophils was consistent with the effect observed in asthma trials. Median absolute blood eosinophil levels in the benralizumab group at baseline were 240 cells/ μ L. Following SC administration of benralizumab at the recommended dosage in patients with EGPA, blood eosinophils were reduced to a median absolute blood eosinophil count of 20 to 30 cells/ μ L. Blood eosinophil reduction was seen at the first observed time point, 1 week of treatment, and was maintained throughout the 52-week treatment period.

12.3 Pharmacokinetics

The pharmacokinetic properties of benralizumab below are based on the population pharmacokinetic analyses from the asthma trials. Findings in EGPA were generally consistent with those in asthma although a lower clearance is predicted for patients with EGPA relative to patients with asthma [see [Elimination](#)].

The pharmacokinetics of benralizumab was approximately dose-proportional in adult and adolescent patients with asthma following subcutaneous administration over a dose range of 20 to 200 mg.

Absorption

Following subcutaneous administration to patients with asthma, the absorption half-life was approximately 3.5 days. Based on population pharmacokinetic analysis, the estimated absolute bioavailability was approximately 59% and there was no clinically relevant difference in relative bioavailability in the administration to the abdomen, thigh, or arm.

Distribution

Based on population pharmacokinetic analysis, central and peripheral volume of distribution of benralizumab was 3.1 L and 2.5 L, respectively, for a 70 kg individual.

Elimination

From population pharmacokinetic analysis, benralizumab exhibited linear pharmacokinetics and no evidence of target receptor-mediated clearance pathway. The estimated typical systemic clearance (CL) for benralizumab was 0.29 L/d for an asthma patient weighing 70 kg. The estimated typical CL was 0.22 L/d for patients with EGPA. Following subcutaneous administration in patients with asthma, the elimination half-life was approximately 15.5 days.

Metabolism

Benralizumab is a humanized IgG1 monoclonal antibody that is degraded by proteolytic enzymes widely distributed in the body and not restricted to hepatic tissue.

Specific populations:

Age

Based on population pharmacokinetic analysis, age did not affect benralizumab clearance.

Gender, Race

A population pharmacokinetics analysis indicated that there was no significant effect of gender and race on benralizumab clearance.

Patients with Renal impairment

No formal clinical studies have been conducted to investigate the effect of renal impairment on benralizumab. Based on population pharmacokinetic analysis, benralizumab clearance was comparable in subjects with creatinine clearance values between 30 and 80 mL/min and patients with normal renal function. There are limited data available in subjects with creatinine clearance values less than 30 mL/min; however, benralizumab is not cleared renally.

Patients with Hepatic impairment

No formal clinical studies have been conducted to investigate the effect of hepatic impairment on benralizumab. IgG monoclonal antibodies are not primarily cleared via hepatic pathway; change in hepatic function is not expected to influence benralizumab clearance. Based on population pharmacokinetic analysis, baseline hepatic function biomarkers (ALT, AST, and bilirubin) had no clinically relevant effect on benralizumab clearance.

Pediatric Patients

Benralizumab pharmacokinetics following subcutaneous administration of 10 mg or 30 mg in patients aged 6 to 11 years with severe asthma and with an eosinophilic phenotype asthma was investigated in the initial 16-week treatment phase of TATE, a 48-week open-label trial. Among patients aged 6 to 11 years weighing <35 kg who received 10 mg, the median trough concentration at Week 16 was similar to that of adults and adolescents who received 30 mg. Among patients aged 6 to 11 years weighing \geq 35 kg who received 30 mg, the median trough concentration at Week 16 was 62% higher relative to adults and adolescents receiving the same dose, due to lower body weight in pediatric patients.

Drug Interaction Studies

No formal drug-drug interaction studies have been conducted.

Cytochrome P450 enzymes, efflux pumps and protein-binding mechanisms are not involved in the clearance of benralizumab. There is no evidence of IL-5R α expression on hepatocytes and eosinophil depletion does not produce chronic systemic alterations of proinflammatory cytokines.

An effect of benralizumab on the pharmacokinetics of co-administered medications is not expected. Based on the population analysis, commonly co-administered medications had no effect on benralizumab clearance in patients with asthma.

12.6 Immunogenicity

The observed incidence of anti-drug antibodies (ADA) is highly dependent on the sensitivity and specificity of the assay. Differences in assay methods preclude meaningful comparisons of the incidence of ADA in the studies described below with the incidence of ADA in other studies, including those of benralizumab or of other benralizumab products.

In adult and adolescent patients with asthma, the incidence of ADA to benralizumab in patients treated with FASENRA at the recommended dosing regimen during the 48 to 56-week treatment period was 13%. A total of 12% of patients treated with FASENRA developed neutralizing antibodies.

In pediatric patients 6 to 11 years with severe asthma and with an eosinophilic phenotype, the incidence of ADA to benralizumab during an open-label 48-week treatment period was comparable to adult and adolescent patients.

In patients with EGPA, the incidence of ADA to benralizumab during the active-controlled 52-week treatment period was 9% (6 out of 67 patients). Neutralizing antibody activity was detected in one of the ADA positive patients.

Anti-Drug Antibody Effects on Pharmacokinetics and Pharmacodynamics

Anti-benralizumab antibodies were associated with increased clearance of benralizumab and increased blood eosinophil levels in asthma patients with high ADA titers compared to antibody negative patients. Reduced benralizumab trough concentrations were observed in one EGPA patient with high ADA titers.

In the asthma trials with adult and adolescent patients and in the EGPA trial, no evidence of an association of ADA with efficacy or safety was observed.

13 NONCLINICAL TOXICOLOGY

13.1 Carcinogenesis, Mutagenesis, Impairment of Fertility

Long-term animal studies have not been performed to evaluate the carcinogenic potential of benralizumab. Published literature using animal models suggests that IL-5 and eosinophils are part of an early inflammatory reaction at the site of tumorigenesis and can promote tumor rejection. However, other reports indicate that eosinophil infiltration into tumors can promote tumor growth. Therefore, the malignancy risk in humans from an antibody that binds to IL-5R α such as benralizumab is unknown.

Male and female fertility were unaffected based upon no adverse histopathological findings in the reproductive organs from cynomolgus monkeys treated with benralizumab for 9 months at IV doses up to 25 mg/kg or at SC doses of up to 30 mg/kg once every 2 weeks (approximately 400 and 270 times the MRHD on an AUC basis).

14 CLINICAL STUDIES

14.1 Clinical Studies in Patients with Asthma

The efficacy of FASENRA for the add-on maintenance treatment of severe asthma, and with an eosinophilic phenotype was evaluated in two randomized, double-blind, parallel-group, placebo-controlled, exacerbation trials, SIROCCO (NCT01928771) and CALIMA (NCT01914757), for 48 and 56 weeks in duration, respectively. Furthermore, the effects of FASENRA in the reduction of oral corticosteroid use and effect on lung function were evaluated in clinical trials, ZONDA (NCT02075255) and a 12-week lung function trial (NCT02322775), respectively.

SIROCCO and CALIMA were randomized, double-blind, parallel-group, placebo-controlled, exacerbation trials in patients 12 years of age and older and 48 and 56 weeks in duration, respectively. The trials randomized a total of 2,510 patients. Patients were required to have a history of 2 or more asthma exacerbations requiring oral or systemic corticosteroid treatment in the past 12 months, ACQ-6 score of 1.5 or more at screening, and reduced lung function at baseline [pre-bronchodilator FEV₁ below 80% in adults, and below 90% in adolescents] despite regular treatment with high dose ICS (SIROCCO) or with medium or high dose ICS (CALIMA) plus a long-acting beta agonist (LABA) with or without oral corticosteroids (OCS) and additional asthma controller medications. Patients were stratified by geography, age, and blood eosinophils count (≥ 300 cells/ μ L or < 300 cells/ μ L). FASENRA administered once every 4 weeks for the first 3 doses, and then every 4 or 8 weeks thereafter as add-on to background treatment was evaluated compared to placebo.

All subjects continued their background asthma therapy throughout the duration of the trials.

ZONDA was a randomized, double-blind, parallel-group, OCS reduction trial in 220 adult patients with asthma. Patients were required treatment with daily OCS (7.5 to 40 mg per day) in addition to regular use of high-dose ICS and LABA with or without additional controller(s). The trial included an 8-week run-in period during which the OCS was titrated to the minimum effective dose without losing asthma control. For the purposes of the OCS dose titration, asthma control was assessed by the investigator based on a patient's FEV₁, peak expiratory flow, nighttime awakenings, short-acting bronchodilator rescue medication use or any other symptoms that would require an increase in OCS dose. Baseline median OCS dose was similar across all treatment groups. Patients were required to have blood eosinophil counts greater than or equal to 150 cells/ μ L and a history of at least one exacerbation in the past 12 months. The baseline median OCS dose was 10 mg (range: 8 to 40 mg) for all 3 treatment groups (placebo, FASENRA every 4 weeks, and FASENRA every 4 weeks for the first 3 doses, and then once every 8 weeks).

While 2 dosing regimens were studied in SIROCCO, CALIMA, and ZONDA, the recommended dosing regimen is 30 mg FASENRA administered every 4 weeks for the first 3 doses, then every 8 weeks thereafter [see [Dosage and Administration \(2.1\)](#)].

Table 3. Demographics and Baseline Characteristics of Asthma Trials

	Total Population		
	SIROCCO (N=1204)	CALIMA (N=1306)	ZONDA (N=220)
Mean age (yr)	49	49	51
Female (%)	66	62	61
White (%)	73	84	93
Duration of asthma, median (yr)	15	16	12
Never smoked (%)	80	78	79
Mean baseline FEV ₁ pre-bronchodilator (L)	1.67	1.76	1.85

	Total Population		
	SIROCCO (N=1204)	CALIMA (N=1306)	ZONDA (N=220)
Mean baseline % predicted FEV ₁	57	58	60
Mean post-SABA FEV ₁ /FVC (%)	66	65	62
Mean baseline eosinophil count (cells/μL)	472	472	575
Mean number of exacerbations in previous year	3	3	3

Exacerbations

The primary endpoint for SIROCCO and CALIMA was the rate of asthma exacerbations in patients with baseline blood eosinophil counts of greater than or equal to 300 cells/μL who were taking high-dose ICS and LABA. Asthma exacerbation was defined as a worsening of asthma requiring use of oral/systemic corticosteroids for at least 3 days, and/or emergency department visits requiring use of oral/systemic corticosteroids and/or hospitalization. For patients on maintenance oral corticosteroids, an asthma exacerbation requiring oral corticosteroids was defined as a temporary increase in stable oral/systemic corticosteroids for at least 3 days or a single depo-injectable dose of corticosteroids. In SIROCCO, 35% of patients receiving FASENRA experienced an asthma exacerbation compared to 51% on placebo. In CALIMA, 40% of patients receiving FASENRA experienced an asthma exacerbation compared to 51% on placebo (Table 4).

Table 4. Rate of Exacerbations, SIROCCO and CALIMA (ITT Population)*

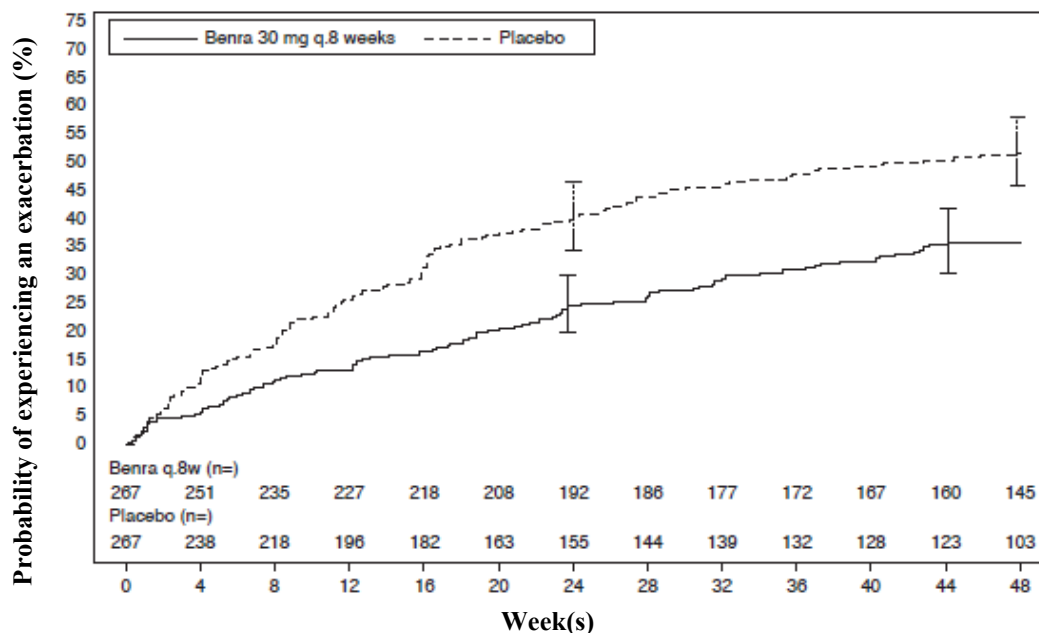
Trial	Treatment	Exacerbations per year		
		Rate	Difference	Rate Ratio (95% CI)
All exacerbations				
SIROCCO	FASENRA [†] (n=267)	0.74	-0.78	0.49 (0.37, 0.64)
	Placebo (n=267)	1.52	--	--
CALIMA	FASENRA [†] (n=239)	0.73	-0.29	0.72 (0.54, 0.95)
	Placebo (n=248)	1.01	--	--
Exacerbations requiring hospitalization/emergency room visit				
SIROCCO	FASENRA [†] (n=267)	0.09	-0.16	0.37 (0.20, 0.67)
	Placebo (n=267)	0.25	--	--
CALIMA	FASENRA [†] (n=239)	0.12	0.02	1.23 (0.64, 2.35)
	Placebo (n=248)	0.10	--	--
Exacerbations requiring hospitalization				
SIROCCO	FASENRA [†] (n=267)	0.07	-0.07	0.48 (0.22, 1.03)
	Placebo (n=267)	0.14	--	--
CALIMA	FASENRA [†] (n=239)	0.07	0.02	1.48 (0.65, 3.37)
	Placebo (n=248)	0.05	--	--

* Baseline blood eosinophil counts of greater than or equal to 300 cells/μL and taking high-dose ICS

† FASENRA 30 mg administered every 4 weeks for the first 3 doses, and every 8 weeks thereafter

The time to first exacerbation was longer for the patients receiving FASENRA compared with placebo in SIROCCO (Figure 2). Similar findings were seen in CALIMA.

Figure 2. Kaplan-Meier Cumulative Incidence Curves for Time to First Exacerbation, SIROCCO



Subgroup analyses from SIROCCO and CALIMA identified patients with a higher prior exacerbation history and baseline blood eosinophil count as potential predictors of improved treatment response. Reductions in exacerbation rates were observed irrespective of baseline peripheral eosinophil counts; however, patients with a baseline blood eosinophil count ≥ 300 cells/ μ L showed a numerically greater response than those with counts < 300 cells/ μ L. In both trials patients with a history of 3 or more exacerbations within the 12 months prior to FASENRA randomization showed a numerically greater exacerbation response than those with fewer prior exacerbations.

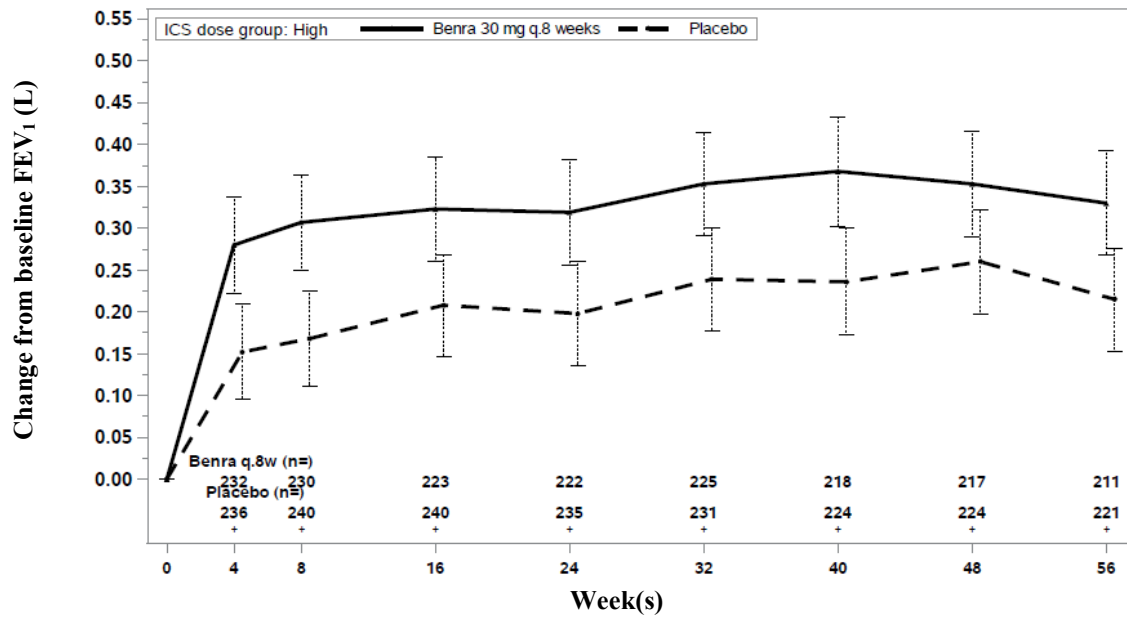
Oral Corticosteroid Reduction

ZONDA evaluated the effect of FASENRA on reducing the use of maintenance oral corticosteroids in adult patients with asthma. The primary endpoint was percent reduction from baseline of the final OCS dose during Weeks 24 to 28, while maintaining asthma control (see definition of asthma control in trial description). Compared to placebo, patients receiving FASENRA achieved greater reductions in daily maintenance oral corticosteroid dose, while maintaining asthma control. The median percent reduction in daily OCS dose from baseline was 75% in patients receiving FASENRA (95% CI: 60, 88) compared to 25% in patients receiving placebo (95% CI: 0, 33). Reductions of 50% or higher in the OCS dose were observed in 48 (66%) patients receiving FASENRA compared to those receiving placebo 28 (37%). The proportion of patients with a mean final dose less than or equal to 5 mg at Weeks 24 to 28 was 59% for FASENRA and 33% for placebo (odds ratio 2.74, 95% CI: 1.41, 5.31). Only patients with an optimized baseline OCS dose of 12.5 mg or less were eligible to achieve a 100% reduction in OCS dose during the study. Of those patients, 52% (22 of 42) receiving FASENRA and 19% (8 of 42) on placebo achieved a 100% reduction in OCS dose. Exacerbations resulting in hospitalization and/or ER visit were also assessed as a secondary endpoint. In this 28-week trial, patients receiving FASENRA had 1 event while those on placebo had 14 events (annualized rate 0.02 and 0.32, respectively; rate ratio of 0.07, 95% CI: 0.01, 0.63).

Lung Function

Change from baseline in mean FEV₁ was assessed in SIROCCO, CALIMA, and ZONDA as a secondary endpoint. Compared with placebo, FASENRA provided consistent improvements over time in the mean change from baseline in FEV₁ (Figure 3 and Table 5).

Figure 3. Mean Change from Baseline in Pre-Bronchodilator FEV₁ (L), CALIMA



+ nominal p-value FASENRA versus placebo <0.05

Table 5. Change from Baseline in Mean Pre-Bronchodilator FEV₁ (L) at End of Trial*

Trial	Difference from Placebo in Mean Change from Pre-Bronchodilator Baseline FEV ₁ (L) (95% CI)
SIROCCO	0.159 (0.068, 0.249)
CALIMA	0.116 (0.028, 0.204)
ZONDA	0.112 (-0.033, 0.258)

*Week 48 in SIROCCO, Week 56 in CALIMA, Week 28 in ZONDA.

Subgroup analyses also showed greater improvements in FEV₁ in patients with higher baseline blood eosinophil counts and more frequent prior exacerbation history.

The clinical program for FASENRA also included a 12-week, randomized, double-blind, placebo-controlled lung function trial conducted in 211 adult patients with mild to moderate asthma. Patients were treated with placebo or benralizumab 30 mg SC every 4 weeks for 3 doses. Lung function, as measured by the change from baseline in FEV₁ at Week 12 was improved in the benralizumab treatment group compared to placebo.

Patient Reported Outcomes

The Asthma Control Questionnaire-6 (ACQ-6) and Standardized Asthma Quality of Life Questionnaire for 12 Years and Older (AQLQ(S)+12) were assessed in SIROCCO, CALIMA, and ZONDA. The responder rate for both measures was defined as improvement in score of 0.5 or more as threshold at the end of SIROCCO, CALIMA, and ZONDA (48, 56, and 28 weeks, respectively). In SIROCCO, the ACQ-6 responder rate for FASENRA was 60% vs 50% placebo (odds ratio 1.55; 95% CI: 1.09, 2.19). In CALIMA, the ACQ-6 responder rate for FASENRA was 63% vs 59% placebo (odds ratio 1.16; 95% CI: 0.80, 1.68). In SIROCCO, the responder rate for AQLQ(S)+12 for FASENRA was 57% vs 49% placebo (odds ratio 1.42; 95% CI: 0.99, 2.02), and in CALIMA, 60% FASENRA vs 59% placebo (odds ratio of 1.03; 95% CI: 0.70, 1.51). Similar results were seen in ZONDA.

14.2 Clinical Studies in Patients with Eosinophilic Granulomatosis with Polyangiitis

The efficacy of FASENRA for eosinophilic granulomatosis with polyangiitis (EGPA) was evaluated in a randomized, double-blind, active-controlled, noninferiority clinical trial (MANDARA [NCT04157348]) of 52-weeks duration. The trial enrolled a total of 140 adults aged 18 years and older with EGPA. Patients were required to have asthma, eosinophilia (1,000 cells/uL or >10% of leukocytes) and a history of relapsing or refractory disease treated with background prednisolone/prednisone with or without immunosuppressive therapy. Patients were randomized to receive FASENRA 30 mg administered subcutaneously every 4 weeks or mepolizumab 300 mg administered subcutaneously every 4 weeks in addition to continued background therapy. Starting at Week 4, the oral corticosteroid (OCS) dose was tapered at the discretion of the investigator. The MANDARA trial was a non-inferiority trial and was not designed to assess whether FASENRA was superior to mepolizumab. The pre-specified noninferiority (NI) margin was a treatment difference of -25%. The secondary endpoints (accrued duration of remission, relapse, OCS reduction and the asthma control questionnaire-6) were not included in the pre-specified multiple testing procedure for statistical significance.

The demographics and baseline characteristics of patients in MANDARA are provided in **Table 6**.

Table 6. Demographics and Baseline Characteristics of Patients with EGPA in the MANDARA Trial

	MANDARA (N=140)
Mean age (years)	52
Female (%)	60
White (%)	79
Asian (%)	12
Other (%)	4
Hispanic or Latino (%)	3
Time since diagnosis of EGPA, years, mean (SD)	5.2 (5.6)
History of ≥ 1 confirmed relapse in past 2 years (%)	79
Refractory disease (%)	60
Baseline oral corticosteroid* daily dose, mg, median (range)	10 (5 - 40)
Baseline BVAS, median (range)	0 (0 - 18)
BVAS=0 (%)	52
Receiving immunosuppressive therapy [†] (%)	36
ANCA positive [‡] (%)	29
Biopsy Evidence of Eosinophilic Vasculitis/Inflammation (%)	38

SD=standard deviation; BVAS=Birmingham vasculitis activity score.

* Prednisone or prednisolone equivalent.

[†] Azathioprine, methotrexate, mycophenolic acid.

[‡] Anti-neutrophil cytoplasmic antibody (ANCA) positive historically or at screening.

Remission

The primary endpoint in MANDARA was the proportion of patients in remission, defined as Birmingham Vasculitis Activity Score (BVAS)=0 (no active vasculitis) plus prednisolone/prednisone dose ≤ 4 mg/day, at both Week 36 and Week 48. The BVAS is a clinician-completed tool, that is divided into 9 organ-based systems, to assess clinically active vasculitis that would likely require treatment, after exclusion of other causes. As shown in **Table 7**, FASENRA demonstrated noninferiority to mepolizumab for the primary endpoint of remission and the components of remission.

Table 7. Remission and Components of Remission in Patients with EGPA in MANDARA Trial

	Remission (OCS≤4 mg/day + BVAS=0)		OCS≤4 mg/day		BVAS=0	
	FASENRA* N=70	Mepo† N=70	FASENRA* N=70	Mepo† N=70	FASENRA* N=70	Mepo† N=70
Patients in remission at both Weeks 36 and 48						
Patients, n (%)‡	41 (59)	40 (57)	43 (62)	41 (58)	58 (83)	59 (84)
Differences in remission rate (%)‡ (95% CI)	2.7 (-13, 18)§	--	4.1 (-11, 19)	--	-1.2 (-13, 11)	--

N=number of patients in analysis.

* FASENRA 30 mg administered subcutaneously every 4 weeks.

† Mepolizumab (Mepo) 300 mg administered subcutaneously every 4 weeks.

‡ Model adjusted percentages.

§ NI margin -25% with 2.5% 1 sided significance level. Since the lower bound of the 95% CI for the treatment difference was >-25%, effectiveness of FASENRA was demonstrated to be noninferior to the effectiveness of mepolizumab.

Using an alternative remission definition of BVAS=0 plus prednisolone/ prednisone ≤7.5 mg/day, consistent efficacy between groups for these endpoints was observed.

Accrued Duration of Remission

Total accrued duration of remission was similar in FASENRA compared to mepolizumab (odds ratio 1.4, 95% CI: 0.75, 2.5). Results for accrued duration of remission are shown in **Table 8**. The proportion of patients achieving remission within the first 24 weeks of treatment and remaining in remission through Week 52 was 42% for FASENRA and 37% for mepolizumab (difference in responder rate 5.5%, 95% CI: -9.3, 20). This result was not statistically significant as there was no pre-specified multiple testing procedure.

Table 8. Accrued Duration of Remission in Patients with EGPA in the MANDARA Trial

	Remission (OCS≤4 mg/day + BVAS=0)		OCS≤4 mg/day		BVAS=0	
	FASENRA* N=70	Mepo† N=70	FASENRA* N=70	Mepo† N=70	FASENRA* N=70	Mepo† N=70
Accrued duration over 52 weeks‡, n (%)						
0 weeks§	9 (13)	15 (21)	9 (13)	12 (17)	0	0
>0 to <12 weeks	12 (17)	10 (14)	10 (14)	12 (17)	0	2 (3)
12 to <24 weeks	8 (11)	8 (11)	9 (13)	8 (11)	2 (3)	2 (3)
24 to <36 weeks	21 (30)	19 (27)	19 (27)	18 (26)	6 (9)	7 (10)
≥36 weeks	20 (29)	18 (26)	23 (33)	20 (29)	62 (89)	59 (84)
Odds ratio¶ (95% CI)	1.4 (0.75, 2.5)	--	1.4 (0.74, 2.5)	--	1.5 (0.54, 4.2)	--

* FASENRA 30 mg administered subcutaneously every 4 weeks.

† Mepolizumab (Mepo) 300 mg administered subcutaneously every 4 weeks.

‡ Not included in the pre-specified multiple testing procedure for statistical significance.

§ Did not achieve remission at any point.

¶ An odds ratio >1 favors FASENRA. This result was not statistically significant as there was no pre-specified multiple testing procedure.

Relapse

The hazard ratio for time to first relapse (defined as worsening related to vasculitis, asthma, or sino-nasal symptoms requiring an increase in dose of corticosteroids or immunosuppressive therapy or hospitalization) was 0.98 (95% CI: 0.53, 1.8). Relapse was observed in 30% of patients on FASENRA and 30% of patients on mepolizumab.

The annualized relapse rate was 0.50 for patients receiving FASENRA versus 0.49 for patients receiving mepolizumab (rate ratio 1.0, 95% CI: 0.56, 1.9). The types of relapse were consistent for patients receiving FASENRA or mepolizumab.

Oral Corticosteroid Reduction

During Weeks 48 to 52, a 100% reduction in the OCS dose was observed in 41% of patients receiving FASENRA compared to 26% of those receiving mepolizumab (difference 16%, 95% CI: 0.67, 31). During Weeks 48 to 52, reductions of 50% or higher were observed in 86% of patients receiving FASENRA compared to 74% of those receiving mepolizumab (difference 12%, 95% CI: -0.57, 25). These results were not statistically significant as there was no pre-specified multiple testing procedure.

Asthma Control Questionnaire-6 (ACQ-6)

ACQ-6 is a 6-item questionnaire that is completed by the patient to measure the adequacy of asthma control and change in asthma control. The ACQ-6 responder rate during Weeks 48 to 52 (defined as a decrease in score of 0.5 or more compared with baseline) was 42% for FASENRA and 48% for mepolizumab (difference -6.2%, 95% CI: -19, 6.2).

16 HOW SUPPLIED/STORAGE AND HANDLING

How Supplied

FASENRA (benralizumab) injection is a sterile, preservative-free, clear to opalescent, colorless to slightly yellow solution and may contain a few translucent or white to off-white particles, for subcutaneous injection supplied as a single-dose prefilled syringe or single-dose autoinjector. The prefilled syringe (including stopper and cap) and autoinjector are not made with natural rubber latex.

FASENRA is available as:

Single-Dose Prefilled Syringe

- Carton contains one 10 mg/0.5 mL single-dose prefilled syringe with a gray plunger rod: NDC 0310-1745-01
- Carton contains one 30 mg/mL single-dose prefilled syringe with a blue plunger rod: NDC 0310-1730-30

Single-Dose Autoinjector FASENRA PEN

- Carton contains one 30 mg/mL single-dose autoinjector: NDC 0310-1830-30

Storage and Handling

Store refrigerated at 36°F to 46°F (2°C to 8°C) in the original carton to protect from light.

If needed, the prefilled syringe and autoinjector may be stored at room temperature up to 77°F (25°C) for a maximum of 14 days in the original carton to protect from light. Once removed from the refrigerator and brought to room temperature (up to 77°F [25°C]), the prefilled syringe and autoinjector must be used within 14 days or discarded.

Do not freeze. Do not shake. Do not expose to heat.

17 PATIENT COUNSELING INFORMATION

Advise the patients and/or caregivers to read the FDA-approved patient labeling (Patient Information and Instructions for Use for FASENRA PEN) before the patient starts using FASENRA and each time the prescription is renewed as there may be new information they need to know.

Administration Instructions

Instruct patients and/or caregivers on proper subcutaneous injection technique using the FASENRA PEN, including aseptic technique, and the preparation and administration of FASENRA PEN prior to use. Advise patients to follow sharps disposal recommendations [see [Instructions for Use](#)].

Hypersensitivity Reactions

Inform patients that hypersensitivity reactions (e.g., anaphylaxis, angioedema, urticaria, rash) have occurred after administration of FASENRA. These reactions generally occurred within hours of FASENRA administration, but in some instances had a delayed onset (i.e., days). Instruct patients to contact their healthcare provider if they experience symptoms of an allergic reaction [see [Warnings and Precautions \(5.1\)](#)].

Not for Acute Symptoms or Deteriorating Disease

Inform patients that FASENRA does not treat acute asthma symptoms or acute exacerbations. Inform patients to seek medical advice if their asthma remains uncontrolled or worsens after initiation of treatment with FASENRA [see [Warnings and Precautions \(5.2\)](#)].

Reduction of Corticosteroid Dosage

Inform patients to not discontinue systemic or inhaled corticosteroids except under the direct supervision of a physician. Inform patients that reduction in corticosteroid dose may be associated with systemic withdrawal symptoms and/or unmask conditions previously suppressed by systemic corticosteroid therapy [see [Warnings and Precautions \(5.3\)](#)].

Manufactured by
AstraZeneca AB
Södertälje, Sweden SE-15185
US License No. 2059

Distributed by
AstraZeneca Pharmaceuticals LP,
Wilmington, DE 19850

FASENRA is a trademark of the AstraZeneca group of companies.
©AstraZeneca 2024

Patient Information
FASENRA® (fas-en-rah)
(benralizumab)
injection, for subcutaneous
use

What is FASENRA?

FASENRA is a prescription medicine used:

- with other asthma medicines for the maintenance treatment of asthma in people 6 years and older whose asthma is not controlled with their current asthma medicines. FASENRA helps prevent severe asthma attacks (exacerbations) and may improve your breathing.
- to treat people 18 years and older with eosinophilic granulomatosis with polyangiitis (EGPA).
- FASENRA reduces blood eosinophils. Eosinophils are a type of white blood cell that may contribute to your condition.
- FASENRA is not used to treat sudden breathing problems.
- Tell your healthcare provider if your asthma does not get better or if it gets worse after you start treatment with FASENRA.

It is not known if FASENRA is safe and effective in children with asthma under 6 years of age.

It is not known if FASENRA is safe and effective in children with EGPA under 18 years of age.

Do not use FASENRA if you are allergic to benralizumab or any of the ingredients in FASENRA. See the end of this leaflet for a complete list of ingredients in FASENRA.

Before using FASENRA, tell your healthcare provider about all of your medical conditions, including if you:

- are taking oral or inhaled corticosteroid medicines. **Do not** stop taking your corticosteroid medicines unless instructed by your healthcare provider. This may cause other symptoms that were controlled by the corticosteroid medicine to come back.
- have a parasitic (helminth) infection.
- are pregnant or plan to become pregnant. It is not known if FASENRA will harm your unborn baby. Tell your healthcare provider if you become pregnant during your treatment with FASENRA.
- are breastfeeding or plan to breastfeed. It is not known if FASENRA passes into your breast milk. You and your healthcare provider should decide if you will use FASENRA and breastfeed. Talk to your healthcare provider about the best way to feed your baby if you use FASENRA.

Tell your healthcare provider about all the medicines you take, including prescription and over-the-counter medicines, vitamins, and herbal supplements.

Do not stop taking your other medicines for your condition unless your healthcare provider tells you to.

How will I use FASENRA?

- FASENRA is injected under your skin (subcutaneously):
 - one time every 4 weeks for the first 3 doses and then every 8 weeks, for asthma.
 - one time every 4 weeks for EGPA.
- FASENRA comes in a single dose prefilled syringe and in a single dose autoinjector.
- A healthcare provider will inject FASENRA using the single-dose prefilled syringe.
- If your healthcare provider decides that you or a caregiver can give the injection of FASENRA, you or your caregiver should receive training on the right way to prepare and give the injection using the FASENRA PEN.
- In people aged 6 to 11 years, FASENRA should only be given by a caregiver or healthcare provider.
- **Do not** try to inject FASENRA until you have been shown the right way by your healthcare provider. **See the detailed “Instructions for Use” that comes with FASENRA PEN for information on how to prepare and inject FASENRA.**
- If you miss a dose of FASENRA, call your healthcare provider.

What are the possible side effects of FASENRA?

FASENRA may cause serious side effects, including:

- **allergic (hypersensitivity) reactions, including anaphylaxis.** Serious allergic reactions can happen after you get your FASENRA injection. Allergic reactions can sometimes happen hours or days after you get your injection. Tell your healthcare provider or get emergency help right away if you have any of the following symptoms of an allergic reaction:
 - swelling of your face, mouth and tongue
 - breathing problems
 - fainting, dizziness, feeling lightheaded (low blood pressure)
 - rash
 - hives

The most common side effects of FASENRA include headache and sore throat.

These are not all the possible side effects of FASENRA.

Call your doctor for medical advice about side effects. You may report side effects to FDA at 1-800-FDA-1088.

How should I store FASENRA?

- Store FASENRA in the refrigerator between 36°F to 46°F (2°C to 8°C).
- FASENRA may be stored at room temperature between 68°F to 77°F (20°C to 25°C) **for up to 14 days.**
- Once removed from the refrigerator and brought to room temperature FASENRA must be used within 14 days or thrown away.
- Store FASENRA in the original carton until you are ready to use it to protect it from light.
- Do not freeze FASENRA. Do not use FASENRA that has been frozen.
- Do not expose FASENRA to heat.
- Do not use FASENRA past the expiration date.
- **Keep FASENRA and all medicines out of the reach of children.**

General information about the safe and effective use of FASENRA.

Medicines are sometimes prescribed for purposes other than those listed in a Patient Information leaflet. Do not use FASENRA for a condition for which it was not prescribed. Do not give FASENRA to other people, even if they have the same symptoms you have. It may harm them.

You can ask your doctor or pharmacist for information about FASENRA that is written for healthcare providers.

What are the ingredients in FASENRA?

Active ingredient: benralizumab

Inactive ingredients: L-histidine, L-histidine hydrochloride monohydrate, polysorbate 20, α,α -trehalose dihydrate, and Water for Injection

Manufactured by: AstraZeneca AB, Södertälje, Sweden SE-15185

U.S. License Number 2059

Distributed by: AstraZeneca Pharmaceuticals LP, Wilmington, DE 19850

FASENRA is a trademark of the AstraZeneca group of companies.

©AstraZeneca 2024

For more information, go to <https://www.FASENRA.com> or call 1-800-236-9933.

This Patient Information has been approved by the U.S. Food and Drug Administration.

Revised: September 2024

Instructions for Use
FASENRA PEN™ (fas-en-rah)
(benralizumab)
for Subcutaneous Injection
Single-dose Autoinjector

Before using your FASENRA PEN, your healthcare provider should show you or your caregiver how to use it the right way.

In people aged 6 to 11 years, FASENRA should only be given by a caregiver or healthcare provider.

Read this Instructions for Use before you start using your FASENRA PEN and each time you get a refill. There may be new information. This information does not take the place of talking to your healthcare provider about your medical condition or your treatment.

If you or your caregiver have any questions, talk to your healthcare provider.

Important information:

- **Store FASENRA in a refrigerator between 36°F to 46°F (2°C to 8°C) in its original carton until you are ready to use it.**
- FASENRA may be kept at room temperature between 68°F to 77°F (20°C to 25°C) for a maximum of 14 days.
- Once removed from the refrigerator and brought to room temperature, FASENRA must be used within 14 days or thrown away (disposed of).

Do not use your FASENRA PEN if:

- it has been frozen
- it has been dropped or damaged
- the security seal on the carton has been broken
- the expiration date (EXP) has passed

Do not:

- shake your FASENRA PEN
- share or reuse your FASENRA PEN
- expose your FASENRA PEN to heat

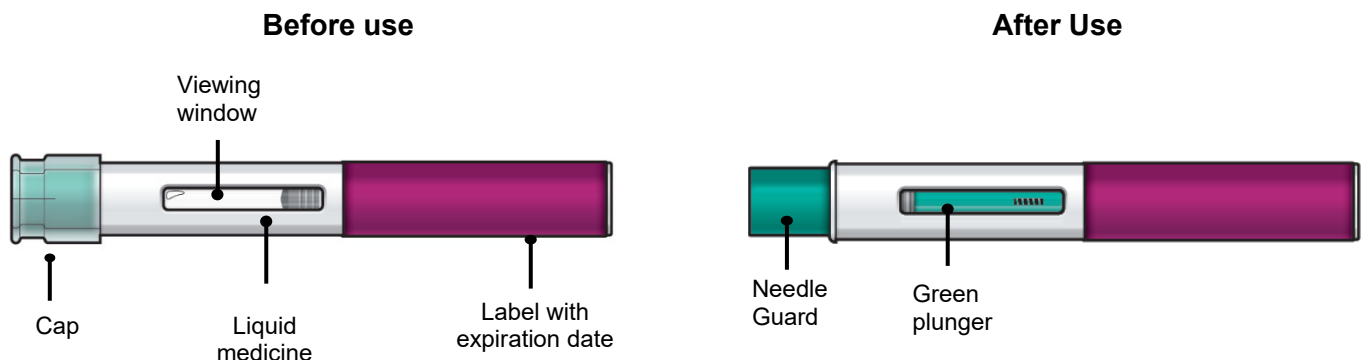
If any of these happen, throw away the FASENRA PEN in a puncture-resistant sharps disposal container and use a new FASENRA PEN.

Each FASENRA PEN contains 1 dose of FASENRA that is for one time use only.

Keep FASENRA and all medicines out of the sight and reach of children.

Your FASENRA PEN

Do not remove the cap until you have reached Step 6 of these instructions and are ready to inject FASENRA.



Step 1 – Gather supplies

- 1 FASENRA PEN from the refrigerator
- 1 alcohol wipe
- 1 cotton ball or gauze
- 1 bandage
- 1 puncture-resistant sharps disposal container. See Step 10 for instructions on how to throw away (dispose of) the used FASENRA PEN safely.



FASENRA PEN



Alcohol wipe



Cotton ball or gauze



Bandage



Sharps container

Step 2 – Prepare to use your FASENRA PEN

Check the expiration date (EXP). Do not use if the expiration date has passed.

Let FASENRA warm up at room temperature between 68°F to 77°F (20°C to 25°C) **for about 30 minutes before giving the injection.**

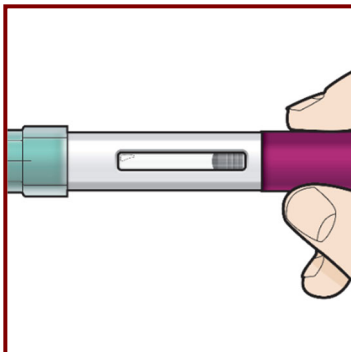
Do not warm the FASENRA PEN in any other way. For example, do not warm it in a microwave or hot water, or put it near other heat sources.

Use FASENRA within 14 days of removing from the refrigerator. After 14 days, throw away the FASENRA PEN.

Do not remove the cap until you have reached Step 6.



Step 3 – Check the liquid

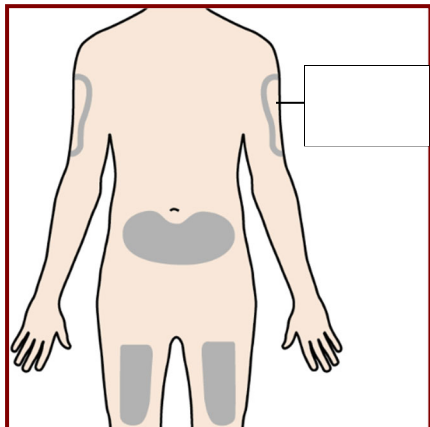


Look at the liquid in the FASENRA PEN through the viewing window. The liquid should be clear and colorless to slightly yellow. It may contain small white particles.

Do not inject FASENRA if the liquid is cloudy, discolored, or contains large particles.

You may see small air bubbles in the liquid. This is normal. You do not need to do anything about it.

Step 4 – Choose the injection site



If you are giving yourself the injection, the **recommended injection site** is the front of your thigh or the lower part of your stomach (abdomen).

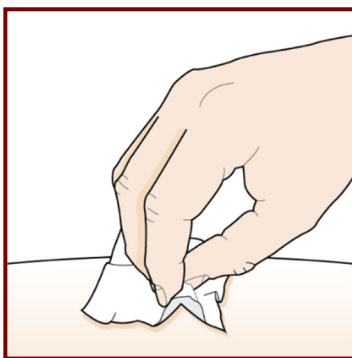
A caregiver may inject you in the upper-arm, thigh, or abdomen. **Do not** try to inject yourself in the arm.

For each injection, choose a different site that is at least 1-inch (3-cm) away from where you last injected.

Do not inject:

- into the 2-inch (5-cm) area around your bellybutton
- where the skin is tender, bruised, scaly or hard
- into scars or damaged skin
- through clothing

Step 5 – Clean the injection site



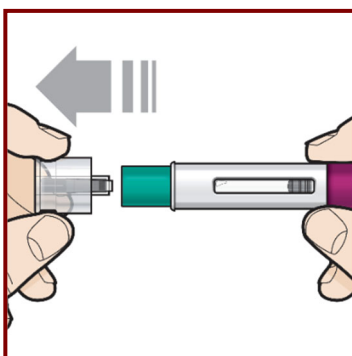
Wash your hands well with soap and water.

Clean the injection site with an alcohol wipe in a circular motion. Let it air dry.

Do not touch the cleaned area before injecting.

Do not fan or blow on the cleaned area.

Step 6 – Pull off the cap



Hold the FASENRA PEN with 1 hand. Carefully pull the cap straight off with your other hand.

Put the cap aside to throw away later.

The green needle guard is now exposed. It is there to prevent you from touching the needle.

Do not try to touch the needle or push on the needle guard with your finger.

Do not try to put the cap back on the FASENRA PEN. You could cause the injection to happen too soon or damage the needle.

Complete the following steps right away after removing the cap.

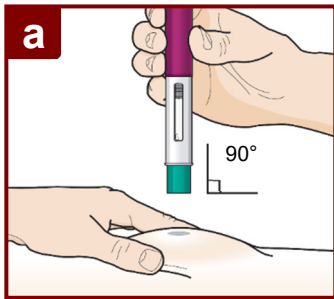
Step 7 – Inject FASENRA

Follow your healthcare providers instructions on how to inject. You can either gently pinch at the injection site or give the injection without pinching the skin.

Inject FASENRA by following the steps in figures **a**, **b**, **c**, and **d**.

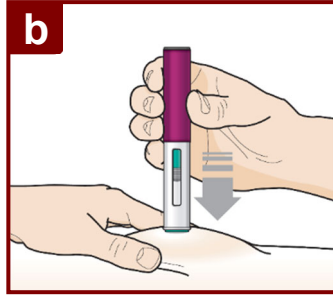
Hold the FASENRA PEN in place for the entire injection.

Do not change the position of the FASENRA PEN after the injection has started.



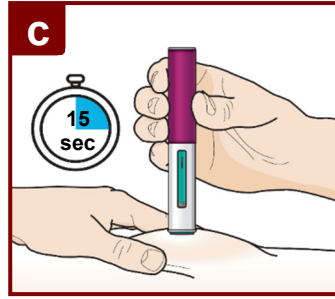
Position the FASENRA PEN at the injection site.

Place the needle guard of the FASENRA PEN flat against your skin (90 degree angle). Make sure you can see the viewing window.



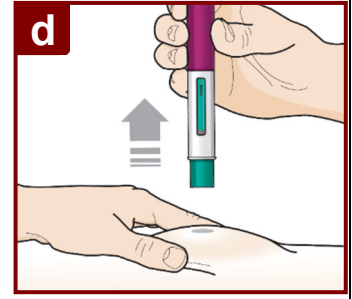
Press down firmly.

You will hear a click. A 'click' tells you the injection has started. The green plunger will move down in the viewing window during the injection.



Hold down firmly for 15 seconds.

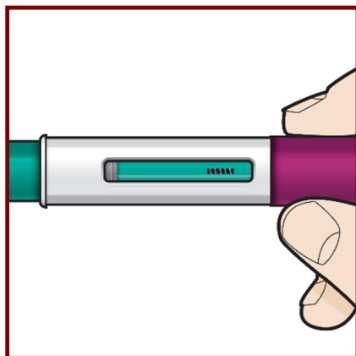
You will hear a second 'click'. The second click tells you the injection has finished. The green plunger will fill the viewing window.



Lift the FASENRA PEN straight up.

The needle guard will slide down and lock into place over the needle.

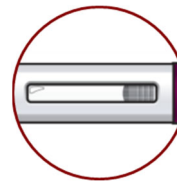
Step 8 – Check the viewing window




Check the viewing window to make sure all the liquid has been injected.

If the green plunger does not fill the viewing window, you may not have received the full dose. If this happens or if you have any other concerns, call your healthcare provider.

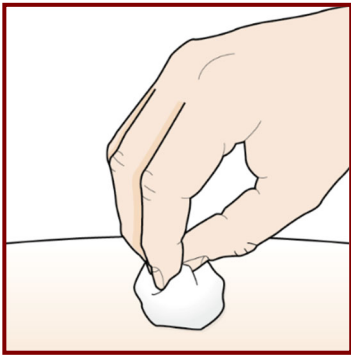
Before Injection



After Injection



Step 9 – Check the injection site



There may be a small amount of blood or liquid where you injected. This is normal.

Gently hold pressure over your skin with a cotton ball or gauze until the bleeding stops.

Do not rub the injection site.

If needed, cover the injection site with a small bandage.

Step 10 – Dispose of the used FASENRA PEN safely



- Each FASENRA PEN contains a single dose of FASENRA and **cannot be reused**.
- Put your used FASENRA PEN in a FDA-cleared **sharps disposal container** right away after use.

Do not throw away the FASENRA PEN in your household trash.

Throw away the cap and other used supplies in your household trash.

Disposal guidelines

If you do not have a FDA-cleared sharps disposal container, you may use a household container that is:

- made of a heavy-duty plastic,
- can be closed with a tight-fitting puncture-resistant lid, without sharps being able to come out,
- upright and stable during use,
- leak-resistant, and
- properly labeled to warn of hazardous waste inside the container.

When your sharps disposal container is almost full, you will need to follow your community guidelines for the right way to dispose of your sharps disposal container. There may be state or local laws about how you should throw away used needles and syringes. For more information about safe sharps disposal, and for specific information about sharps disposal in the area that you live in, go to the FDA's website at:

<http://www.fda.gov/safesharpsdisposal>.

Do not dispose of your used sharps disposal container in your household trash unless your community guidelines permit this.

Do not recycle your used sharps disposal container.

For more information go to www.FasenraPen.com or call 1-800-236-9933. If you still have questions, call your healthcare provider.

Manufactured by: AstraZeneca AB, Södertälje, Sweden SE-15185

U.S. License Number 2059

Distributed by: AstraZeneca Pharmaceuticals LP, Wilmington, DE 19850

FASENRA is a trademark of the AstraZeneca group of companies.

©AstraZeneca 2024