

HIGHLIGHTS OF PRESCRIBING INFORMATION

These highlights do not include all the information needed to use ENTYVIO® safely and effectively. See full prescribing information for ENTYVIO.

ENTYVIO (vedolizumab) for injection, for intravenous use
ENTYVIO (vedolizumab) injection, for subcutaneous use
ENTYVIO PEN (vedolizumab) injection, for subcutaneous use
Initial U.S. Approval: 2014

RECENT MAJOR CHANGES

Dosage and Administration
Important Administration Information (2.1) 9/2023
Recommended Dosage in Adults with Ulcerative Colitis (2.2) 9/2023

INDICATIONS AND USAGE

ENTYVIO is an integrin receptor antagonist indicated in adults for the treatment of:

- moderately to severely active ulcerative colitis (UC). (1)
- moderately to severely active Crohn's disease (CD). (1)

DOSAGE AND ADMINISTRATION

Important Administration Information

- Before initiating ENTYVIO, update immunizations according to current immunization guidelines. (2.1, 5.5)
- Intravenous Administration:** ENTYVIO should be administered intravenously by a healthcare provider. (2.1)
- Subcutaneous Injection:** ENTYVIO prefilled syringe and ENTYVIO PEN are intended for subcutaneous use. A patient may self-inject or caregiver may inject after proper training on correct subcutaneous injection technique. (2.1)

Recommended Dosage

- Recommended intravenous dosage in UC and CD: 300 mg infused intravenously over approximately 30 minutes at Week 0, Week 2, Week 6, then every eight weeks thereafter. (2.2, 2.3)
- Following the first two ENTYVIO intravenous doses administered at Week 0 and Week 2 in UC, ENTYVIO may be switched to subcutaneous injection at Week 6. Recommended subcutaneous dosage in UC starting at Week 6: 108 mg administered every 2 weeks. (2.2)
- ENTYVIO may be switched from intravenous infusion to subcutaneous injection, for patients in clinical response or remission beyond Week 6. To switch patients to ENTYVIO subcutaneous injection, administer the first subcutaneous dose in place of the next scheduled intravenous infusion and every two weeks thereafter. (2.2)
- Discontinue ENTYVIO in patients who do not show evidence of therapeutic benefit by Week 14. (2.2, 2.3)

Preparation and Administration Instructions for Intravenous Infusion (2.4):

- See full prescribing information for complete information on reconstitution, dilution, administration, and storage.

DOSAGE FORMS AND STRENGTHS

Intravenous infusion

- For injection: 300 mg vedolizumab in a single-dose vial. (3)

Subcutaneous injection

- Injection: 108 mg/0.68 mL solution in a single-dose prefilled syringe with needle safety device. (3)
- Injection: 108 mg/0.68 mL solution in a single-dose prefilled pen (ENTYVIO PEN). (3)

CONTRAINDICATIONS

Patients who have had a known serious or severe hypersensitivity reaction to ENTYVIO or any of its excipients. (4)

WARNINGS AND PRECAUTIONS

- Infusion-Related Reactions and Hypersensitivity Reactions:** Discontinue ENTYVIO and initiate appropriate treatment if serious reactions occur. (5.1)
- Infections:** Treatment with ENTYVIO is not recommended in patients with active, severe infections until the infections are controlled. Consider withholding ENTYVIO in patients who develop a severe infection while on treatment with ENTYVIO. (5.2)
- Progressive Multifocal Leukoencephalopathy (PML):** Although unlikely, a risk of PML cannot be ruled out. Monitor patients for any new or worsening neurological signs or symptoms. (5.3)

ADVERSE REACTIONS

- Most common adverse reactions (incidence $\geq 3\%$ and $\geq 1\%$ higher than placebo) are: nasopharyngitis, headache, arthralgia, nausea, pyrexia, upper respiratory tract infection, fatigue, cough, bronchitis, influenza, back pain, rash, pruritus, sinusitis, oropharyngeal pain, and pain in extremities. (6.1)
- Adverse reactions with subcutaneous ENTYVIO are similar to those reported with intravenous ENTYVIO with the exception of injection site reactions reported with subcutaneous ENTYVIO. (6.1)

To report SUSPECTED ADVERSE REACTIONS, contact Takeda Pharmaceuticals U.S.A., Inc. at 1-877-TAKEDA-7 (1-877-825-3327) or FDA at 1-800-FDA-1088 or www.fda.gov/medwatch.

See 17 for PATIENT COUNSELING INFORMATION and Medication Guide.

Revised: 2/2024

FULL PRESCRIBING INFORMATION: CONTENTS*

1 INDICATIONS AND USAGE

2 DOSAGE AND ADMINISTRATION

- 2.1 Important Administration Information
- 2.2 Recommended Dosage in Adults with Ulcerative Colitis
- 2.3 Recommended Dosage in Adults with Crohn's Disease
- 2.4 Preparation and Administration Instructions for Intravenous Infusion

3 DOSAGE FORMS AND STRENGTHS

4 CONTRAINDICATIONS

5 WARNINGS AND PRECAUTIONS

- 5.1 Infusion-Related Reactions and Hypersensitivity Reactions
- 5.2 Infections
- 5.3 Progressive Multifocal Leukoencephalopathy
- 5.4 Liver Injury
- 5.5 Live and Oral Vaccines

6 ADVERSE REACTIONS

- 6.1 Clinical Trials Experience
- 6.2 Postmarketing Experience

7 DRUG INTERACTIONS

- 7.1 Natalizumab Products
- 7.2 TNF Blockers

8 USE IN SPECIFIC POPULATIONS

- 8.1 Pregnancy
- 8.2 Lactation
- 8.4 Pediatric Use
- 8.5 Geriatric Use

11 DESCRIPTION

12 CLINICAL PHARMACOLOGY

- 12.1 Mechanism of Action
- 12.2 Pharmacodynamics
- 12.3 Pharmacokinetics
- 12.6 Immunogenicity

13 NONCLINICAL TOXICOLOGY

- 13.1 Carcinogenesis, Mutagenesis, Impairment of Fertility

14 CLINICAL STUDIES

- 14.1 Clinical Studies in Ulcerative Colitis
- 14.2 Clinical Studies in Crohn's Disease

16 HOW SUPPLIED/STORAGE AND HANDLING

17 PATIENT COUNSELING INFORMATION

*Sections or subsections omitted from the full prescribing information are not listed.

FULL PRESCRIBING INFORMATION

1 INDICATIONS AND USAGE

ENTYVIO is indicated in adults for the treatment of:

- moderately to severely active ulcerative colitis (UC).
- moderately to severely active Crohn's disease (CD).

2 DOSAGE AND ADMINISTRATION

2.1 Important Administration Information

Before initiating ENTYVIO, update immunizations according to current immunization guidelines [see *Warnings and Precautions (5.5)*].

Intravenous Administration for UC and CD

- ENTYVIO should be administered by a healthcare provider prepared to manage hypersensitivity reactions including anaphylaxis, if they occur [see *Warnings and Precautions (5.1)*]. Appropriate monitoring and medical support measures should be available for immediate use. Observe patients during infusion and until the infusion is complete.
- Reconstitute and dilute ENTYVIO lyophilized powder prior to administration as a 30-minute intravenous infusion [see *Dosage and Administration (2.4)*].

Subcutaneous Injection for UC

- ENTYVIO prefilled syringe and ENTYVIO PEN are intended for subcutaneous use under the guidance and supervision of a healthcare professional.
- Patients or caregivers may self-inject subcutaneous ENTYVIO using either the ENTYVIO prefilled syringe or ENTYVIO PEN after training in subcutaneous injection technique. Provide proper training to patients and/or caregivers on the subcutaneous injection technique of ENTYVIO.

2.2 Recommended Dosage in Adults with Ulcerative Colitis

Intravenous Infusion

- Week 0: Administer 300 mg by intravenous infusion over approximately 30 minutes [see *Dosage and Administration (2.4)*].
- Week 2: Administer 300 mg by intravenous infusion over approximately 30 minutes.
- Week 6 and thereafter: Administer 300 mg by intravenous infusion over approximately 30 minutes and then every eight weeks thereafter.
- Discontinue therapy in patients who show no evidence of therapeutic benefit by Week 14.

Subcutaneous Injection

- Following the first two ENTYVIO intravenous doses administered at Week 0 and Week 2, ENTYVIO may be switched to subcutaneous injection at Week 6.
- Week 6 and thereafter: Administer 108 mg subcutaneously once every 2 weeks.
- Discontinue therapy in patients who show no evidence of therapeutic benefit by Week 14.
- ENTYVIO may be switched from intravenous infusion to subcutaneous injection, for patients in clinical response or remission beyond Week 6. To switch patients to ENTYVIO subcutaneous injection, administer the first subcutaneous dose in place of the next scheduled intravenous infusion and every two weeks thereafter.

Administration of Subcutaneous Injection

- Inspect the solution visually for particulate matter and discoloration prior to administration. ENTYVIO in prefilled syringe or ENTYVIO PEN should be a clear to moderately opalescent, colorless to slightly yellow solution. Do not use ENTYVIO prefilled syringes or ENTYVIO PENS with visible particulate matter or discoloration.
- Administer each subcutaneous injection at a different anatomic location (such as thighs, any quadrant of abdomen, or upper arms) than the previous injection. Do not inject into moles, scars, bruises, or areas where the skin is tender, erythematous, or indurated.

Missed Subcutaneous Dose

If treatment with subcutaneous ENTYVIO is interrupted or if a scheduled dose(s) of subcutaneous ENTYVIO is missed, inject the next subcutaneous dose as soon as possible and then every 2 weeks thereafter.

In the event of incomplete dose administration (i.e., patient attempts administration of dose with ENTYVIO PEN, however it is uncertain if a full dose was administered), instruct the patient to call their pharmacy or healthcare provider.

2.3 Recommended Dosage in Adults with Crohn's Disease

Intravenous Infusion

- Week 0: Administer 300 mg by intravenous infusion over approximately 30 minutes [see *Dosage and Administration (2.4)*].
- Week 2: Administer 300 mg by intravenous infusion over approximately 30 minutes.
- Week 6 and thereafter: Administer 300 mg by intravenous infusion over approximately 30 minutes and then every eight weeks thereafter.
- Discontinue therapy in patients who show no evidence of therapeutic benefit by Week 14.

2.4 Preparation and Administration Instructions for Intravenous Infusion

Reconstitution Instructions

1. Remove the flip-off cap from the single-dose vial and wipe with alcohol swab. Reconstitute ENTYVIO vial containing lyophilized powder with 4.8 mL of Sterile Water for injection, 0.9% Sodium Chloride Injection, or Lactated Ringer's Injection, at room temperature (20°C to 25°C [68°F to 77°F]), using a syringe with a 21- to 25- gauge needle.
2. Insert the syringe needle into the vial through the center of the stopper and direct the stream of Sterile Water for Injection, 0.9% Sodium Chloride Injection, or Lactated Ringer's Injection, to the glass wall of the vial to avoid excessive foaming.
3. Gently swirl the vial for at least 15 seconds to dissolve the lyophilized powder. Do not vigorously shake or invert.
4. Allow the solution to sit for up to 20 minutes at room temperature to allow for reconstitution and for any foam to settle; the vial can be swirled and inspected for dissolution during this time. If not fully dissolved after 20 minutes, allow another 10 minutes for dissolution. Do not use the vial if the drug product is not dissolved within 30 minutes.
5. Visually inspect the reconstituted ENTYVIO solution for particulate matter and discoloration prior to dilution. Solution should be clear or opalescent, colorless to light brownish yellow and free of visible particulates. Do not administer reconstituted solution showing uncharacteristic color or containing particulates.

6. Once dissolved, gently invert vial three times.
7. Immediately, withdraw 5 mL (300 mg) of reconstituted ENTYVIO solution using a syringe with a 21- to 25- gauge needle. Discard any remaining portion of the reconstituted solution in the vial.

Dilution Instructions

Add the 5 mL (300 mg) of reconstituted ENTYVIO solution to 250 mL of 0.9% Sodium Chloride Injection, or Lactated Ringer’s Injection, and gently mix the infusion bag. Do not add other medicinal products to the prepared infusion solution or intravenous infusion set. Once reconstituted and diluted, use the infusion solution as soon as possible.

Discard any unused portion of the infusion solution.

Administration Instructions

After the infusion is complete, flush with 30 mL of 0.9% Sodium Chloride Injection, or Lactated Ringer’s Injection.

Storage and Stability

Specific storage conditions and timing for the reconstituted solution in vial and diluted solution in the infusion bag are outlined in [Table 1](#).

Do not freeze the reconstituted solution in the vial or the diluted solution in the infusion bag.

Table 1. Storage Instructions for Reconstituted Solution in Vial and Diluted Solution in Infusion Bag

	Storage Conditions	
	Refrigeration (2°C to 8°C [36°F to 46°F])	Room Temperature (20°C to 25°C [68°F to 77°F])
Reconstituted Solution (in Sterile Water for Injection, 0.9% Sodium Chloride Injection, or Lactated Ringer's Injection, inside vial)	8 hours	Use immediately after reconstitution
Diluted Solution (in 0.9% Sodium Chloride Injection)	24 hours ^{*,†}	12 hours [*]
Diluted Solution (in Lactated Ringer’s Injection)	6 hours [*]	Use immediately after dilution

* This time assumes the reconstituted solution is immediately diluted in the 0.9% Sodium Chloride Injection, or Lactated Ringer’s Injection, and held in the infusion bag only. Any time that the reconstituted solution was held in vial should be subtracted from the time the solution may be held in the infusion bag.

† This period may include up to 12 hours at room temperature (20°C to 25°C [68°F to 77°F]).

The combined storage time of reconstituted ENTYVIO solution in the vial and the diluted solution in the infusion bag with 0.9% Sodium Chloride Injection, is a total of 12 hours at room temperature (20°C to 25°C [68°F to 77°F]) or 24 hours refrigerated (2°C to 8°C [36°F to 46°F]). This combined storage time may include up to eight hours of the reconstituted solution in the vial at 2°C to 8°C.

The combined storage time of reconstituted ENTYVIO solution in the vial and the diluted solution in the infusion bag with Lactated Ringer's Injection, is a total of six hours refrigerated (2°C to 8°C [36°F to 46°F]).

3 DOSAGE FORMS AND STRENGTHS

Intravenous Infusion

- For injection: 300 mg of vedolizumab as a white to off-white lyophilized cake in a single-dose vial for reconstitution.

Subcutaneous Injection

- Injection: 108 mg/0.68 mL vedolizumab as a clear to moderately opalescent, colorless to slightly yellow solution in a single-dose prefilled syringe with needle safety device.
- Injection: 108 mg/0.68 mL vedolizumab as a clear to moderately opalescent, colorless to slightly yellow solution in a single-dose prefilled pen (ENTYVIO PEN).

4 CONTRAINDICATIONS

ENTYVIO is contraindicated in patients who have had a known serious or severe hypersensitivity reaction to ENTYVIO or any of its excipients (such as dyspnea, bronchospasm, urticaria, flushing, rash and increased heart rate) [see *Warnings and Precautions (5.1)*].

5 WARNINGS AND PRECAUTIONS

5.1 Infusion-Related Reactions and Hypersensitivity Reactions

Infusion-related reactions and hypersensitivity reactions have been reported, including anaphylaxis, dyspnea, bronchospasm, urticaria, flushing, rash, and increased blood pressure and heart rate [see *Adverse Reactions (6.1, 6.2)*]. These reactions may occur with the first or subsequent infusions of ENTYVIO and may vary in their time of onset from during infusion or up to several hours post-infusion.

If anaphylaxis or other serious infusion-related or hypersensitivity reactions occur, discontinue administration of ENTYVIO immediately and initiate appropriate treatment.

5.2 Infections

Patients treated with ENTYVIO are at increased risk for developing infections [see *Adverse Reactions (6.1)*]. The most commonly reported infections in clinical trials occurring at a rate greater on ENTYVIO than placebo involved the upper respiratory and nasal mucosa (e.g., nasopharyngitis, upper respiratory tract infection). Serious infections have also been reported in patients treated with ENTYVIO, including anal abscess, sepsis (some fatal), tuberculosis, salmonella sepsis, *Listeria meningitis*, giardiasis and cytomegaloviral colitis.

ENTYVIO is not recommended in patients with active, severe infections until the infections are controlled. Consider withholding treatment in patients who develop a severe infection while on treatment with ENTYVIO. Exercise caution when considering the use of ENTYVIO in patients with a history of recurring severe infections. Consider screening for tuberculosis (TB) according to the local practice. For progressive multifocal leukoencephalopathy (PML), [see *Warnings and Precautions (5.3)*].

5.3 Progressive Multifocal Leukoencephalopathy

PML, a rare and often fatal opportunistic infection of the central nervous system (CNS), has been reported with systemic immunosuppressants, including another integrin receptor antagonist. PML is caused by the John Cunningham (JC) virus and typically only occurs in patients who are immunocompromised. One case of PML in an ENTYVIO-treated patient with multiple contributory factors has been reported in the postmarketing setting (e.g., human immunodeficiency virus [HIV] infection with a CD4 count of 300 cells/mm³ and prior and concomitant immunosuppression). Although unlikely, a risk of PML cannot be ruled out.

Monitor patients on ENTYVIO for any new onset, or worsening, of neurological signs and symptoms. Typical signs and symptoms associated with PML are diverse, progress over days to weeks, and include progressive weakness on one side of the body or clumsiness of limbs, disturbance of vision, and changes in thinking, memory, and orientation leading to confusion and personality changes. The progression of deficits usually leads to death or severe disability over weeks or months. If PML is suspected, withhold dosing with ENTYVIO and refer to a neurologist; if confirmed, discontinue dosing permanently.

5.4 Liver Injury

There have been reports of elevations of transaminase and/or bilirubin in patients receiving ENTYVIO. In general, the combination of transaminase elevations and elevated bilirubin without evidence of obstruction is generally recognized as an important predictor of severe liver injury that may lead to death or the need for a liver transplant in some patients. ENTYVIO should be discontinued in patients with jaundice or other evidence of significant liver injury [see *Adverse Reactions (6.1)*].

5.5 Live and Oral Vaccines

Prior to initiating treatment with ENTYVIO, all patients should be brought up to date with all immunizations according to current immunization guidelines [see *Dosage and Administration (2.1)*]. Patients receiving ENTYVIO may receive non-live vaccines (e.g., influenza vaccine injection) and may receive live vaccines if the benefits outweigh the risks. There are no data on the secondary transmission of infection by live vaccines in patients receiving ENTYVIO [see *Adverse Reactions (6.1)*].

6 ADVERSE REACTIONS

The following topics are also discussed in detail in the Warnings and Precautions section:

- Infusion-Related Reactions and Hypersensitivity Reactions [see *Warnings and Precautions (5.1)*]
- Infections [see *Warnings and Precautions (5.2)*]
- Progressive Multifocal Leukoencephalopathy [see *Warnings and Precautions (5.3)*]
- Liver Injury [see *Warnings and Precautions (5.4)*]

6.1 Clinical Trials Experience

Because clinical trials are conducted under widely varying conditions, adverse reaction rates observed in the clinical trials of a drug cannot be directly compared to rates in the clinical trials of another drug and may not reflect the rates observed in practice.

The data described below reflect exposure to intravenous ENTYVIO in 3,326 patients and healthy volunteers in clinical trials, including 1,396 exposed for greater than one year, and 835 exposed for greater than two years.

Intravenous Infusion

The safety data described in *Table 2* are derived from four controlled Phase 3 trials (UC Trials I and II, and CD Trials I and III); data from adult patients receiving open-label intravenous ENTYVIO treatment at Weeks 0 and 2 (prior to entry into UC Trial II and CD Trial III) and from Weeks 6 to 52 (non-responders at Week 6 of UC Trial I and CD Trial I) are included [see *Clinical Studies (14.1, 14.2)*].

In these trials, 1,434 patients received ENTYVIO 300 mg intravenously for up to 52 weeks, and 297 patients received placebo for up to 52 weeks. Of these, 769 patients had ulcerative colitis and 962 patients had Crohn's disease. Patients were exposed for a mean duration of 259 days (UC Trials I and II) and 247 days (CD Trials I and III).

Adverse reactions were reported in 52% of patients treated with intravenous ENTYVIO and 45% of patients treated with placebo (UC Trials I and II: 49% with ENTYVIO and 37% with placebo; CD Trials I and III: 55% with ENTYVIO and 47% with placebo). Serious adverse reactions were reported in 7% of patients treated with intravenous ENTYVIO compared to 4% of patients treated with placebo (UC Trials I and II: 8% with ENTYVIO and 7% with placebo; CD Trials I and III: 12% with ENTYVIO and 9% with placebo).

The most common adverse reactions (reported by $\geq 3\%$ of patients treated with intravenous ENTYVIO in the UC Trials I and II and CD Trials I and III combined group and $\geq 1\%$ higher than in combined placebo group) were nasopharyngitis, headache, arthralgia, nausea, pyrexia, upper respiratory tract infection, fatigue, cough, bronchitis, influenza, back pain, rash, pruritus, sinusitis, oropharyngeal pain and pain in extremities (*Table 2*).

Table 2. Adverse Reactions in $\geq 3\%$ of Intravenous ENTYVIO-Treated Adult Patients and $\geq 1\%$ Higher than in Placebo (UC Trials I and II* and CD Trials I and III*)

Adverse Reaction	ENTYVIO IV [†] (N=1434)	Placebo [‡] (N=297)
Nasopharyngitis	13%	7%
Headache	12%	11%
Arthralgia	12%	10%
Nausea	9%	8%
Pyrexia	9%	7%
Upper respiratory tract infection	7%	6%
Fatigue	6%	3%
Cough	5%	3%
Bronchitis	4%	3%
Influenza	4%	2%
Back pain	4%	3%
Rash	3%	2%
Pruritus	3%	1%
Sinusitis	3%	1%
Oropharyngeal pain	3%	1%
Pain in extremities	3%	1%

* Data from patients receiving open-label intravenous ENTYVIO treatment at Weeks 0 and 2 (prior to entry into UC Trial II and CD Trial III) and from Weeks 6 to 52 (non-responders at Week 6 of UC Trial I and CD Trial I)

are included.

† Patients who received ENTYVIO for up to 52 weeks.

‡ Patients who received placebo for up to 52 weeks.

Safety data for patients (n=279) in UC Trials I and II and CD Trials I and III who received intravenous ENTYVIO at Weeks 0 and 2 and were then randomized to placebo at Week 6 for up to 52 weeks, and for patients (n=416) in CD Trial II, a 10 week Crohn's disease trial, are similar to those listed in [Table 2](#).

Infusion-Related Reactions and Hypersensitivity Reactions

Serious infusion-related reactions and hypersensitivity reactions including anaphylaxis have been reported following intravenous ENTYVIO administration in clinical trials [see *Warnings and Precautions (5.1)*]. In UC Trials I and II and Crohn's Trials I and III, one case of anaphylaxis [one out of 1,434 patients treated with intravenous ENTYVIO (0.07%)] was reported by a Crohn's disease patient during the second infusion (symptoms reported were dyspnea, bronchospasm, urticaria, flushing, rash and increased blood pressure and heart rate) and was managed with discontinuation of infusion and treatment with antihistamine and intravenous hydrocortisone.

In UC Trials I and II and CD Trials I and III, 4% of patients treated with intravenous ENTYVIO and 3% of patients treated with placebo experienced an infusion-related reaction (IRR). The most frequently observed IRR in the patients treated with intravenous ENTYVIO (reported more than twice) were nausea, headache, pruritus, dizziness, fatigue, infusion-related reaction, pyrexia, urticaria and vomiting (each of these adverse reactions occurred in <1% in all patients treated with intravenous ENTYVIO) and no individual adverse reaction reported occurred at a rate above 1%. These reactions generally occurred within the first two hours after the infusion and resolved with no treatment or following antihistamine and/or IV hydrocortisone treatment. Less than 1% of patients treated with intravenous ENTYVIO had IRRs assessed by the investigator as severe, and IRRs requiring discontinuation of study treatment occurred in <1%.

In clinical trials, for patients with mild IRRs or hypersensitivity reactions, physicians were allowed to pretreat with standard medical treatment (e.g., antihistamine, hydrocortisone and/or acetaminophen) prior to next infusion.

Infections

In UC Trials I and II and CD Trials I and III, the rate of infections was 0.85 per patient-year in the patients treated with intravenous ENTYVIO and 0.7 per patient-year in the patients treated with placebo [see *Warnings and Precautions (5.2)*]. The infections consisted primarily of nasopharyngitis, upper respiratory tract infection, sinusitis, and urinary tract infection. Two percent of patients discontinued intravenous ENTYVIO due to infections.

In UC Trials I and II and CD Trials I and III, the rate of serious infections was 0.07 per patient-year in patients treated with intravenous ENTYVIO and 0.06 per patient-year in patients treated with placebo. Serious infections were more common in Crohn's disease patients than ulcerative colitis patients, and anal abscesses were the most frequently reported serious adverse reaction in Crohn's disease patients. Over 48 months, there was no increase in the rate of serious infections.

In controlled- and open-label long-term extension trials in adults treated with intravenous ENTYVIO, serious infections have been reported, including anal abscess, sepsis (some fatal), tuberculosis, salmonella sepsis, *Listeria meningitis*, giardiasis and cytomegaloviral colitis.

In UC Trials I and II and CD Trials I and III, sepsis, including bacterial sepsis and septic shock, was reported in four of 1,434 (0.3%) patients treated with intravenous ENTYVIO and in two of

297 patients treated with placebo (0.7%). During these trials, two Crohn's disease patients treated with intravenous ENTYVIO died due to reported sepsis or septic shock; both patients had significant comorbidities and a complicated hospital course that contributed to the deaths. In an open label, long-term extension trial, additional cases of sepsis (some fatal), including bacterial sepsis and septic shock, were reported. The rate of sepsis in patients with ulcerative colitis or Crohn's disease receiving intravenous ENTYVIO was two per 1,000 patient-years.

In clinical trials, all patients were screened for tuberculosis. One case of latent, pulmonary tuberculosis was diagnosed during the controlled trials with intravenous ENTYVIO. Additional cases of pulmonary tuberculosis were diagnosed during the open-label trial. All of these observed cases occurred outside the United States (U.S.), and none of the patients had extrapulmonary manifestations.

Liver Injury

There have been reports of elevations of transaminase and/or bilirubin in patients receiving intravenous ENTYVIO [see *Warnings and Precautions (5.4)*]. In UC Trials I and II and CD Trials I and III, three patients reported serious adverse reactions of hepatitis, manifested as elevated transaminases with or without elevated bilirubin and symptoms consistent with hepatitis (e.g., malaise, nausea, vomiting, abdominal pain, anorexia). These adverse reactions occurred following two to five intravenous ENTYVIO doses; however, based on case report information it is unclear if the reactions indicated drug-induced or autoimmune etiology. All patients recovered following discontinuation of therapy with some requiring corticosteroid treatment. In controlled trials, the incidence of ALT and AST elevations $\geq 3x$ ULN was $< 2\%$ in patients treated with intravenous ENTYVIO and in patients treated with placebo. In the open-label trial, one additional case of serious hepatitis was observed.

Malignancies

In UC Trials I and II and CD Trials I and III, malignancies (excluding dysplasia and basal cell carcinoma) were reported in six of 1,434 (0.4%) patients treated with intravenous ENTYVIO, including colon cancer (n=2), transitional cell carcinoma (n=1), breast cancer (n=1), carcinoid tumor of the appendix (n=1) and squamous cell carcinoma (n=1). Malignancy was reported in one of 297 (0.3%) patients treated with placebo (squamous cell carcinoma).

Malignancies (excluding dysplasia and basal cell carcinoma) observed during the ongoing open-label long-term extension trial included B-cell lymphoma, breast cancer, colon cancer, malignant hepatic neoplasm, malignant lung neoplasm, malignant melanoma, lung cancer of primary neuroendocrine carcinoma, renal cancer and squamous cell carcinoma. Overall, the number of malignancies in the clinical trials was small; however, long-term exposure was limited.

Subcutaneous Injection for UC after Two Intravenous Doses of ENTYVIO

ENTYVIO was administered as a subcutaneous injection in adult patients with ulcerative colitis in a double-blind, placebo-controlled clinical trial. Patients who achieved clinical response following two doses of ENTYVIO administered as an intravenous infusion at Week 0 and Week 2 were randomized 2:1 at Week 6 to ENTYVIO as a subcutaneous injection (N=106) or placebo (N=56) (SC UC Trial) [see *Clinical Studies (14.1)*].

The safety profile was similar between patients who were switched to ENTYVIO as a subcutaneous injection in SC UC Trial and patients in UC and CD clinical trials who received ENTYVIO as an intravenous infusion (*Table 2*) except for injection site reactions, which were reported with subcutaneous ENTYVIO. Injection site reactions with subcutaneous ENTYVIO in

SC UC Trial were reported in 9% (10/106) of patients, including injection site erythema, rash, swelling, bruising, and hematoma.

Live and Oral Vaccines

There are no data on the secondary transmission of infection by live vaccines in patients receiving ENTYVIO.

In a placebo-controlled study of healthy volunteers, 61 subjects were given a single intravenous ENTYVIO 750 mg dose (2.5 times the recommended dose), and 62 subjects received placebo followed by intramuscular vaccination with Hepatitis B surface antigen and oral cholera vaccine. After intramuscular vaccination with three doses of recombinant Hepatitis B surface antigen, those treated with intravenous ENTYVIO did not have lower rates of protective immunity to Hepatitis B virus. However, those exposed to intravenous ENTYVIO did have lower seroconversion rates and anti-cholera titers relative to placebo after receiving the two doses of a killed, oral cholera vaccine. The impact on other oral vaccines and on nasal vaccines in patients is unknown.

6.2 Postmarketing Experience

The following adverse reactions have been identified during post-approval use of ENTYVIO. Because these reactions are reported voluntarily from a population of uncertain size, it is not always possible to reliably estimate their frequency or establish a causal relationship to drug exposure.

Immune system disorders: Anaphylaxis [see *Warnings and Precautions (5.1)*]

Gastrointestinal system disorders: Acute Pancreatitis

7 DRUG INTERACTIONS

7.1 Natalizumab Products

Because of the potential for increased risk of PML and other infections, avoid the concomitant use of ENTYVIO with natalizumab products.

7.2 TNF Blockers

Because of the potential for increased risk of infections, avoid the concomitant use of ENTYVIO with TNF blockers.

8 USE IN SPECIFIC POPULATIONS

8.1 Pregnancy

Risk Summary

Available data from the Organization of Teratology Information Specialists (OTIS)/MotherToBaby ENTYVIO Pregnancy Registry, published literature and pharmacovigilance in pregnant women have not reliably identified an ENTYVIO-associated risk of major birth defects, miscarriage or adverse maternal or fetal outcomes (*see Data*). There are risks to the mother and the fetus associated with inflammatory bowel disease in pregnancy (*see Clinical Considerations*).

No fetal harm was observed in animal reproduction studies with intravenous administration of vedolizumab to rabbits and monkeys at dose levels 20 times the recommended human dosage (*see Data*).

The background risk of major birth defects and miscarriage for the indicated populations is unknown. All pregnancies have a background risk of birth defect, loss, or other adverse

outcomes. In the U.S. general population, the estimated background risk of major birth defects and miscarriage in clinically recognized pregnancies is 2 to 4% and miscarriage is 15 to 20%, respectively.

Clinical Considerations

Disease-Associated Maternal and Embryo/Fetal Risk

Published data suggest that the risk of adverse pregnancy outcomes in women with inflammatory bowel disease (IBD) is associated with increased disease activity. Adverse pregnancy outcomes include preterm delivery (before 37 weeks of gestation), low birth weight (less than 2,500 g) infants, and small for gestational age at birth.

Fetal/Neonatal Adverse Reactions

ENTYVIO administered during pregnancy could affect immune responses in the in utero exposed newborn and infant. The clinical significance of low levels of ENTYVIO in utero-exposed infants is unknown. The safety of administering live or live-attenuated vaccines in exposed infants is unknown.

Data

Human Data

The vedolizumab pregnancy exposure registry conducted by OTIS/MotherToBaby study in the United States and Canada collected prospective observational data between 2015 and 2022 to assess the risk of major birth defects in live-born infants of women with ulcerative colitis (UC) or Crohn's disease (CD) treated with vedolizumab during pregnancy. The study compared pregnant patients with UC or CD exposed to vedolizumab with pregnant patients with UC or CD treated with other biological products. The registry included 99 women (58 with UC, 41 with CD) treated with vedolizumab during pregnancy, and 76 women (27 with UC, 49 with CD) exposed to other biological products during pregnancy.

The proportion of major birth defects among live-born infants in patients with UC or CD treated with vedolizumab and patients with UC or CD treated with other biological products was 7.4% (7/94) and 5.6% (4/71), respectively. Overall, there was no evidence of increased risk for major structural birth defects (adjusted RR 1.07, 95% CI: 0.33, 3.52).

The methodological limitations of the registry, including small sample size and the non-randomized design, resulted in a limited ability to estimate the risk of major birth defects and other maternal and infant outcomes. The conclusions from the pregnancy registry were consistent with the published literature and pharmacovigilance.

Animal Data

A reproduction study has been performed in pregnant rabbits at single intravenous doses up to 100 mg/kg administered on gestation Day 7 (about 20 times the recommended human dosage) and has revealed no evidence of impaired fertility or harm to the fetus due to vedolizumab. A pre- and post-natal development study in monkeys showed no evidence of any adverse effect on pre- and post-natal development at intravenous doses up to 100 mg/kg (about 20 times the recommended human dosage).

8.2 Lactation

Risk Summary

Data from a clinical lactation study show the presence of vedolizumab in human milk. The mean calculated daily infant dosage was 0.02 mg/kg/day orally (*see Data*). Systemic exposure in a breastfed infant is expected to be low because monoclonal antibodies are largely degraded in the gastrointestinal tract. There are no data on the effects of vedolizumab on the breastfed infant, or the effects on milk production. The developmental and health benefits of

breastfeeding should be considered along with the mother's clinical need for ENTYVIO and any potential adverse effects on the breastfed infant from ENTYVIO or from the underlying maternal condition.

Data

A milk-only lactation study was conducted in 9 adult lactating women being treated for active ulcerative colitis or Crohn's disease with intravenous ENTYVIO every 8 weeks after reaching steady state and completing the induction phase (ENTYVIO administration at 0, 2, and 6 weeks). Mean concentrations of ENTYVIO in human milk ranged from 0.03 to 0.26 mcg/mL. The mean calculated daily infant oral dosage was 0.02 mg/kg/day calculated as a product of the average concentration over the 8-week dosing interval and the standardized milk consumption of 150 mL/kg/day.

8.4 Pediatric Use

Safety and effectiveness of ENTYVIO in pediatric patients have not been established.

8.5 Geriatric Use

Clinical trials of ENTYVIO did not include sufficient numbers of subjects aged 65 and over (56 Crohn's and ulcerative colitis patients aged 65 and over were treated with ENTYVIO during controlled Phase 3 trials) to determine whether they respond differently from younger subjects. However, no overall differences in safety or effectiveness were observed between these patients and younger patients, and other reported clinical experience has not identified differences in responses between the elderly and younger patients.

11 DESCRIPTION

Vedolizumab, an integrin receptor antagonist, is a humanized IgG₁ monoclonal antibody produced in Chinese hamster ovary cells that binds to the human $\alpha 4\beta 7$ integrin. ENTYVIO has an approximate molecular weight of 147 kilodaltons.

Intravenous ENTYVIO

ENTYVIO (vedolizumab) for injection is supplied as a sterile, white to off-white, preservative-free, lyophilized cake for intravenous infusion. After reconstitution with 4.8 mL Sterile Water for Injection, USP, 0.9% Sodium Chloride Injection, USP, or Lactated Ringer's Injection, USP, the resulting concentration is 60 mg/mL with a deliverable volume of 5 mL (300 mg) and the resulting pH is approximately 6.3.

Each single-dose vial contains 300 mg vedolizumab, arginine hydrochloride (131.7 mg), histidine (23 mg), histidine monohydrochloride (21.4 mg), polysorbate 80 (3 mg), and sucrose (500 mg).

Subcutaneous ENTYVIO

ENTYVIO (vedolizumab) injection is supplied as a sterile, clear to moderately opalescent, colorless to slightly yellow, preservative-free solution for subcutaneous administration.

Each single-dose prefilled syringe or single-dose prefilled pen (ENTYVIO PEN) contains 108 mg vedolizumab, arginine hydrochloride (19.51 mg), citric acid monohydrate (0.2 mg), histidine (4.25 mg), histidine monohydrochloride (2.04 mg), polysorbate 80 (1.48 mg), sodium citrate dihydrate (5.17 mg) and Sterile Water for Injection, USP, at a pH of 6.5.

12 CLINICAL PHARMACOLOGY

12.1 Mechanism of Action

Vedolizumab is a humanized monoclonal antibody that specifically binds to the $\alpha 4\beta 7$ integrin and blocks the interaction of $\alpha 4\beta 7$ integrin with mucosal addressin cell adhesion molecule-1 (MAdCAM-1) and inhibits the migration of memory T-lymphocytes across the endothelium into inflamed gastrointestinal parenchymal tissue. Vedolizumab does not bind to or inhibit function of the $\alpha 4\beta 1$ and $\alpha E\beta 7$ integrins and does not antagonize the interaction of $\alpha 4$ integrins with vascular cell adhesion molecule-1 (VCAM-1).

The $\alpha 4\beta 7$ integrin is expressed on the surface of a discrete subset of memory T-lymphocytes that preferentially migrate into the gastrointestinal tract. MAdCAM-1 is mainly expressed on gut endothelial cells and plays a critical role in the homing of T-lymphocytes to gut lymph tissue. The interaction of the $\alpha 4\beta 7$ integrin with MAdCAM-1 has been implicated as an important contributor to the chronic inflammation that is a hallmark of ulcerative colitis and Crohn's disease.

12.2 Pharmacodynamics

In clinical trials with intravenous ENTYVIO at doses ranging from 0.2 to 10 mg/kg (which includes doses outside of the recommended dose), saturation of $\alpha 4\beta 7$ receptors on subsets of circulating lymphocytes involved in gut-immune surveillance was observed.

In clinical trials with intravenous ENTYVIO at doses ranging from 0.2 to 10 mg/kg and 180 to 750 mg (which include doses outside of the recommended dose) in healthy subjects and in patients with ulcerative colitis or Crohn's disease, vedolizumab did not elevate neutrophils, basophils, eosinophils, B-helper and cytotoxic T-lymphocytes, total memory helper T-lymphocytes, monocytes or natural killer cells.

A reduction in gastrointestinal inflammation was observed in rectal biopsy specimens from Phase 2 ulcerative colitis patients exposed to ENTYVIO for four or six weeks compared to placebo control as assessed by histopathology.

In a study of 14 healthy subjects, ENTYVIO did not affect the CD4+ lymphocyte cell counts, CD8+ lymphocyte cell counts, or the CD4+:CD8+ ratios in the CSF [see *Clinical Pharmacology* (12.3)].

12.3 Pharmacokinetics

Similar pharmacokinetics were observed in ulcerative colitis and Crohn's disease patients administered 300 mg ENTYVIO as a 30-minute intravenous infusion on Weeks 0, 2, and 6, and then every eight weeks up to Week 52 ([Table 3](#)).

Table 3. Mean ± SD Vedolizumab Concentrations in Patients* with Ulcerative Colitis and Crohn’s Disease

Patient Population	Weeks 0, 2 and 6 ENTYVIO 300 mg Intravenously	After Week 6 to 52 ENTYVIO 300 mg Intravenously Every 8 Weeks
	Trough Serum Concentration at Week 6 (mcg/mL)	Trough Serum Concentration at Week 46 [†] (mcg/mL)
Ulcerative Colitis	26.3 ± 12.9 (N=210)	11.2 ± 7.2 (N=77)
Crohn’s Disease	27.4 ± 19.2 (N=198)	13.0 ± 9.1 (N=72)

* Data from patients in UC Trials I and II and CD Trials I and III with pharmacokinetic data available; data from patients with anti-vedolizumab antibody were excluded.

[†] Steady-state trough serum concentration.

In ulcerative colitis patients administered 300 mg ENTYVIO as a 30-minute intravenous infusion on weeks 0 and 2, followed by 108 mg ENTYVIO as a subcutaneous injection every 2 weeks starting from week 6, the mean steady state serum trough concentrations were 35.8 mcg/mL (SD ± 15.2).

The bioavailability of vedolizumab following a 108 mg single-dose subcutaneous injection relative to a 300 mg single-dose intravenous infusion in healthy subjects was approximately 75%. Following a 108 mg single-dose subcutaneous injection in healthy subjects, the median T_{max} was 7 days with a range of 3 to 14 days and the mean C_{max} was 15.4 mcg/mL (SD ± 3.2).

Vedolizumab clearance depends on both linear and nonlinear pathways; the nonlinear clearance decreases with increasing concentrations. Population pharmacokinetic analyses indicated that the linear clearance was approximately 0.169 L/day, the serum half-life was approximately 24 days at 300 mg dosage, and the distribution volume was approximately 5 L.

Vedolizumab was not detected in the cerebrospinal fluid (CSF) of 14 healthy subjects at five weeks after a single intravenous administration of 450 mg ENTYVIO (1.5 times the recommended dosage).

Specific Populations

Population pharmacokinetic analysis showed that the severity of disease state, body weight, prior treatment with TNF blocker therapy, age (18 to 78 years), serum albumin, coadministered immunomodulators (including azathioprine, 6-mercaptopurine, methotrexate), and coadministered aminosalicylates did not have a clinically meaningful effect on the pharmacokinetics of ENTYVIO.

Pharmacokinetics of vedolizumab in patients with renal or hepatic insufficiency have not been studied.

12.6 Immunogenicity

The observed incidence of anti-drug antibodies is highly dependent on the sensitivity and specificity of the assay. Differences in assay methods preclude meaningful comparisons of the incidence of anti-drug antibodies in the studies described below with the incidence of anti-drug antibodies in other studies, including those of ENTYVIO or of other vedolizumab products.

Adults Treated with Intravenous ENTYVIO

The incidence of anti-drug antibodies to intravenous ENTYVIO using a drug-tolerant electrochemiluminescence (ECL) method for patients in UC Trials I and II and CD Trials I and III who had continuous ENTYVIO treatment administered as an intravenous infusion for 52 weeks was 6% (86 out of 1,427 total ENTYVIO-treated patients). Of the 86 patients who tested positive for anti-vedolizumab antibodies, 20 patients were persistently positive (at two or more study visits) and 56 developed neutralizing antibodies to vedolizumab.

Among the ENTYVIO-treated patients who developed persistent anti-vedolizumab antibodies, 14/20 patients had serum vedolizumab trough concentrations that were markedly reduced or undetectable and 15/20 patients did not achieve clinical remission at Week 52 in UC Trials I and II and CD Trials I and III. Because of the low occurrence of persistent anti-vedolizumab antibodies (1%; 20/1427), the effect of these antibodies on the safety and effectiveness of ENTYVIO in these studies has not been fully characterized.

Adults Treated with Subcutaneous ENTYVIO

The incidence of anti-drug antibodies to ENTYVIO using a drug-tolerant ECL method for patients in SC UC Trial who had continuous treatment for 52 weeks was 6% (6 out of 106 total patients treated with subcutaneous ENTYVIO). Of the 6 patients who tested positive for anti-vedolizumab antibodies, 4 patients were persistently positive (at two or more study visits) and 3 patients developed neutralizing antibodies to vedolizumab. None of the 6 patients with positive anti-vedolizumab antibodies achieved clinical remission at Week 52. There is insufficient data to assess the effect of anti-drug antibodies on pharmacokinetics, effectiveness, and safety of ENTYVIO in the SC UC Trial.

13 NONCLINICAL TOXICOLOGY

13.1 Carcinogenesis, Mutagenesis, Impairment of Fertility

Long-term studies in animals have not been performed to evaluate the carcinogenic potential of vedolizumab. Studies to evaluate the possible impairment of fertility or mutagenic potential of vedolizumab have not been performed.

14 CLINICAL STUDIES

14.1 Clinical Studies in Ulcerative Colitis

Intravenous Administration

The safety and efficacy of intravenous ENTYVIO were evaluated in two randomized, double-blind, placebo-controlled trials (UC Trials I and II) in adult patients with moderately to severely active ulcerative colitis (UC) defined as Mayo score of six to 12 with endoscopy subscore of two or three. The Mayo score ranges from zero to 12 and has four subscales that are each scored from zero (normal) to three (most severe): stool frequency, rectal bleeding, findings on endoscopy, and physician global assessment. An endoscopy subscore of two is defined by

marked erythema, lack of vascular pattern, friability, and erosions; an endoscopy subscore of three is defined by spontaneous bleeding and ulceration.

Enrolled patients in the U.S. had over the previous five-year period an inadequate response or intolerance to immunomodulator therapy (i.e., azathioprine or 6-mercaptopurine) and/or an inadequate response, loss of response, or intolerance to a TNF blocker. Outside the U.S., prior treatment with corticosteroids was sufficient for entry if over the previous five-year period the patients were corticosteroid dependent (i.e., unable to successfully taper corticosteroids without a return of the symptoms of UC) or had an inadequate response or intolerance to corticosteroids.

Patients that had received natalizumab ever in the past, and patients that had received a TNF blocker in the past 60 days were excluded from enrollment. Concomitant use of natalizumab or a TNF blocker was not allowed.

UC Trial I - Intravenous

In UC Trial I, 374 patients were randomized in a double-blind fashion (3:2) to receive ENTYVIO 300 mg or placebo by intravenous infusion at Week 0 and Week 2. Efficacy assessments were at Week 6. Concomitant stable dosages of aminosaliculates, corticosteroids (prednisone dosage \leq 30 mg/day or equivalent), and immunomodulators (azathioprine or 6-mercaptopurine) were permitted through Week 6.

At baseline, patients received corticosteroids (54%), immunomodulators (azathioprine or 6-mercaptopurine) (30%), and/or aminosaliculates (74%). Thirty-nine percent of patients had an inadequate response, loss of response, or intolerance to a TNF blocker therapy. Eighteen percent of patients had an inadequate response, inability to taper or intolerance to prior corticosteroid treatment only (i.e., had not received prior immunomodulators or TNF blockers). The median baseline Mayo score was nine in the ENTYVIO group and eight in the placebo group.

In UC Trial I, a greater percentage of patients treated with intravenous ENTYVIO compared to patients treated with placebo achieved clinical response at Week 6 (defined in [Table 4](#)). A greater percentage of patients treated with intravenous ENTYVIO compared to patients treated with placebo also achieved clinical remission at Week 6 (defined in [Table 4](#)). In addition, a greater percentage of patients treated with ENTYVIO had improvement of endoscopic appearance of the mucosa at Week 6 (defined in [Table 4](#)).

Table 4. Proportion of Patients Meeting Efficacy Endpoints at Week 6 (UC Trial I)

Endpoint	Placebo N=149	ENTYVIO IV N=225	p-value	Treatment Difference and 95% CI
Clinical response* at Week 6	26%	47%	<0.001	22% (12%, 32%)
Clinical remission† at Week 6	5%	17%	0.001	12% (5%, 18%)
Improvement of endoscopic appearance of the mucosa‡ at Week 6	25%	41%	0.001	16% (6%, 26%)

* Clinical response: reduction in complete Mayo score of ≥ 3 points and $\geq 30\%$ from baseline with an accompanying decrease in rectal bleeding subscore of ≥ 1 point or absolute rectal bleeding subscore of ≤ 1 point.

† Clinical remission: complete Mayo score of ≤ 2 points and no individual subscore > 1 point.

‡ Improvement of endoscopic appearance of the mucosa: Mayo endoscopy subscore of 0 (normal or inactive disease) or 1 (erythema, decreased vascular pattern, mild friability).

UC Trial II - Intravenous

In order to be randomized to treatment in UC Trial II, patients had to have received intravenous ENTYVIO and be in clinical response at Week 6. Patients could have come from either UC Trial I or from a group who received ENTYVIO open-label.

In UC Trial II, 373 patients were randomized in a double-blind fashion (1:1:1) to one of the following regimens beginning at Week 6: intravenous ENTYVIO 300 mg every eight weeks, intravenous ENTYVIO 300 mg every four weeks or placebo every four weeks. Efficacy assessments were at Week 52. Concomitant aminosalicylates and corticosteroids were permitted through Week 52. Concomitant immunomodulators (azathioprine or 6-mercaptopurine) were permitted outside the U.S. but were not permitted beyond Week 6 in the U.S.

At Week 6, patients were receiving corticosteroids (61%), immunomodulators (azathioprine or 6-mercaptopurine) (32%) and aminosalicylates (75%). Thirty-two percent of patients had an inadequate response, loss of response or intolerance to a TNF blocker therapy. At Week 6, the median Mayo score was eight in the ENTYVIO every eight week group, the ENTYVIO every four week group, and the placebo group. Patients who had achieved clinical response at Week 6 and were receiving corticosteroids were required to begin a corticosteroid-tapering regimen at Week 6.

In UC Trial II, a greater percentage of patients in groups treated with intravenous ENTYVIO as compared to placebo achieved clinical remission at Week 52, and maintained clinical response (clinical response at both Weeks 6 and 52) ([Table 5](#)). In addition, a greater percentage of patients in groups treated with intravenous ENTYVIO as compared to placebo were in clinical remission at both Weeks 6 and 52, and had improvement of endoscopic appearance of the mucosa at Week 52 ([Table 5](#)). In the subgroup of patients who achieved clinical response at Week 6 and were receiving corticosteroid medication at baseline, a greater proportion of patients in groups treated with intravenous ENTYVIO as compared to placebo discontinued corticosteroids and were in clinical remission at Week 52 ([Table 5](#)).

The ENTYVIO every four week dosing regimen did not demonstrate additional clinical benefit over the every eight dosing week regimen. The every four week dosing regimen is not the recommended dosing regimen [see *Dosage and Administration (2.1)*].

Table 5. Proportion of Patients Meeting Efficacy Endpoints at Week 52* (UC Trial II)

Endpoint	Placebo [†] N=126	ENTYVIO IV Every 8 Weeks N=122	p-value	Treatment Difference and 95% CI
Clinical remission at Week 52	16%	42%	<0.001	26% (15%, 37%)
Clinical response at both Weeks 6 and 52	24%	57%	<0.001	33% (21%, 45%)
Improvement of endoscopic appearance of the mucosa [‡] at Week 52	20%	52%	<0.001	32% (20%, 44%)
Clinical remission at both Weeks 6 and 52	9%	21%	0.008	12% (3%, 21%)
Corticosteroid-free clinical remission [§]	14% [§]	31% [§]	0.012	18% (4%, 31%)

* Patients must have achieved clinical response at Week 6 to continue into UC Trial II. This group includes patients that were not in clinical remission at Week 6.

[†] The placebo group includes those patients who received ENTYVIO at Week 0 and Week 2 and were randomized to receive placebo from Week 6 through Week 52.

[‡] Improvement of endoscopic appearance of the mucosa: Mayo endoscopy subscore of 0 (normal or inactive disease) or 1 (erythema, decreased vascular pattern, mild friability) at Week 52.

[§] Corticosteroid-free clinical remission: Assessed in the subgroup of patients who were receiving corticosteroids at baseline and who were in clinical response at Week 6 (n=72 for placebo and n=70 for ENTYVIO every eight weeks). Corticosteroid-free clinical remission was defined as the proportion of patients in this subgroup that discontinued corticosteroids by Week 52 and were in clinical remission at Week 52.

Subcutaneous Administration SC UC Trial – Subcutaneous

The safety and efficacy of subcutaneous ENTYVIO was evaluated in a randomized, double-blind, placebo-controlled trial (SC UC Trial; NCT02611830) in adult patients with moderately to severely active ulcerative colitis defined as Mayo score of six to 12 with endoscopy subscore of two or three. The baseline Mayo score was between nine to 12 in about 62% and six to eight in about 38% of the overall trial population.

The trial included patients who had demonstrated an inadequate response to, loss of response to, or intolerance of at least one 12-week regimen of azathioprine or 6-mercaptopurine, induction with a TNF blocker, or corticosteroids. Patients were permitted to use concomitant stable doses of oral aminosalicylates, oral corticosteroids (prednisone ≤30 mg/day or budesonide ≤9 mg/day), azathioprine or 6-mercaptopurine, probiotics and/or antidiarrheals.

All patients received open-label intravenous ENTYVIO 300 mg at Week 0 and Week 2. In order to be randomized to treatment in SC UC Trial, patients had to be in clinical response at Week 6. A total of 162 patients were randomized at Week 6 in a double-blind fashion (2:1) to

ENTYVIO 108 mg administered by subcutaneous injection or placebo every 2 weeks. Efficacy assessments were at Week 52.

Beginning at Week 6, patients who were receiving corticosteroids were required to begin a corticosteroid tapering regimen. Concomitant biologic therapies, rectal treatment with 5-aminosalicylic acid or corticosteroid enemas/suppositories were prohibited.

At the time of randomization into the double-blind phase (Week 6), patients were receiving corticosteroids (51%), immunomodulators (azathioprine or 6-mercaptopurine) (33%), and aminosalicylates (80%). Thirty-seven percent of patients had an inadequate response, loss of response, or intolerance to a TNF blocker therapy prior to enrollment.

Patients in the double-blind phase had a mean age of 39 years (range 18 to 69 years); 61% were male; 83% identified as White, 17% as Asian, and <1% identified as another racial group.

The primary endpoint was the proportion of patients in clinical remission defined as a Mayo score of ≤ 2 points and no individual subscore >1 point at Week 52. Secondary endpoints included the proportion of patients with improvement of endoscopic appearance of the mucosa at Week 52 and clinical response at both Weeks 6 and 52 (see [Table 6](#)).

Table 6. Proportion of Patients Meeting Efficacy Endpoints at Week 52* (SC UC Trial)

Endpoint	Placebo [†]	ENTYVIO 108 mg subcutaneously Every 2 Weeks [‡]	Estimate [§] of Treatment Difference vs. Placebo (95% CI)
Clinical remission[#] at Week 52			
Total Population	N=56 14%	N=106 46%	32 (20, 45) [¶]
Prior TNF blocker failure	N=20 10%	N=40 35%	
Without prior TNF blocker failure	N=36 17%	N=66 53%	
Improvement of endoscopic appearance of the mucosa at Week 52^β			
Total Population	N=56 21%	N=106 57%	36 (22, 49) [¶]
Prior TNF blocker failure	N=20 10%	N=40 48%	
Without prior TNF blocker failure	N=36 28%	N=66 62%	
Clinical response at both Weeks 6 and 52^κ			
Total Population	N=56 29%	N=106 64%	36 (21, 51) [¶]
Prior TNF blocker failure	N=20 20%	N=40 68%	
Without prior TNF blocker failure	N=36 33%	N=66 62%	

* Patients must have achieved clinical response at Week 6 to continue into SC UC Trial.

† The placebo group includes those subjects who received intravenous vedolizumab at Week 0 and Week 2 and were randomized to receive placebo from Week 6 through Week 52.

- ‡ Starting at Week 6 following two doses intravenous doses of ENTYVIO 300 mg administered as an intravenous infusion at Weeks 0 and 2.
- § Estimated treatment difference is based on the Cochran-Mantel-Haenszel method
- # Clinical remission: Complete Mayo score of ≤ 2 points and no individual subscore > 1 point at Week 52
- ¶ $p < 0.001$
- ♯ Improvement of endoscopic appearance of the mucosa: Mayo endoscopic subscore of ≤ 1 point
- ¥ Clinical response: reduction in complete Mayo score of ≥ 3 points and $\geq 30\%$ from baseline with an accompanying decrease in rectal bleeding subscore of ≥ 1 point or absolute rectal bleeding subscore of ≤ 1 point.

Maintenance of remission at Week 52 in the subgroup of patients who were in remission at Week 6, was 64% (16/25) in the ENTYVIO-treated group compared to 20% (3/15) in the placebo group. The treatment difference was 44% (95% CI: 9%, 69%).

14.2 Clinical Studies in Crohn's Disease

The safety and efficacy of ENTYVIO were evaluated in three randomized, double-blind, placebo-controlled clinical trials (CD Trials I, II, and III) in adult patients with moderately to severely active Crohn's disease (CD) (Crohn's Disease Activity Index [CDAI] score of 220 to 450).

Enrolled patients in the U.S. had over the previous five-year period an inadequate response or intolerance to immunomodulator therapy (i.e., azathioprine, 6-mercaptopurine, or methotrexate) and/or an inadequate response, loss of response, or intolerance to one or more TNF blockers. Outside the U.S., prior treatment with corticosteroids was sufficient for entry if over the previous five-year period the patients were corticosteroid dependent (i.e., unable to successfully taper corticosteroids without a return of the symptoms of CD) or had an inadequate response or intolerance to corticosteroids.

Patients that had received natalizumab ever in the past, and patients that had received a TNF blocker in the past 30 to 60 days were excluded from enrollment. Concomitant use of natalizumab or a TNF blocker was not allowed.

CD Trial I - Intravenous

In CD Trial I, 368 patients were randomized in a double-blind fashion (3:2) to receive ENTYVIO 300 mg or placebo by intravenous infusion at Week 0 and Week 2. Efficacy assessments were at Week 6. Concomitant stable dosages of aminosalicylates, corticosteroids (prednisone dosage ≤ 30 mg/day or equivalent), and immunomodulators (azathioprine, 6-mercaptopurine or methotrexate) were permitted through Week 6.

At baseline, patients were receiving corticosteroids (49%), immunomodulators (azathioprine, 6-mercaptopurine, or methotrexate) (35%), and/or aminosalicylates (46%). Forty-eight percent of the patients had an inadequate response, loss of response, or intolerance to a TNF blocker therapy. Seventeen percent of patients had inadequate response, inability to taper, or intolerance to prior corticosteroid treatment only (i.e., had not received prior immunomodulators or TNF blockers). The median baseline CDAI score was 324 in the ENTYVIO group and 319 in the placebo group.

In CD Trial I, a statistically significantly higher percentage of patients treated with intravenous ENTYVIO achieved clinical remission (defined as CDAI ≤ 150) as compared to placebo at Week 6 ([Table 7](#)). The difference in the percentage of patients who demonstrated clinical response (defined as a ≥ 100 -point decrease in CDAI score from baseline), was however, not statistically significant at Week 6.

CD Trial II – Intravenous

Compared to CD Trial I, CD Trial II enrolled a higher number of patients who had over the previous five-year period had an inadequate response, loss of response, or intolerance to one or more TNF blockers (76%); this was the primary analysis population. In CD Trial II, 416 patients were randomized in a double-blind fashion (1:1) to receive either ENTYVIO 300 mg or placebo at Weeks 0, 2 and 6. Efficacy assessments were at Weeks 6 and 10. Concomitant aminosalicylates, corticosteroids, and immunomodulators (azathioprine, 6-mercaptopurine, or methotrexate) were permitted through Week 10.

At baseline, patients were receiving corticosteroids (54%), immunomodulators (azathioprine, 6-mercaptopurine, or methotrexate) (34%), and aminosalicylates (31%). The median baseline CDAI score was 317 in the ENTYVIO group and 301 in the placebo group.

For the primary endpoint (clinical remission at Week 6), treatment with intravenous ENTYVIO did not result in statistically significant improvement over placebo ([Table 7](#)). Secondary endpoints including assessments at Week 10 were not tested because the primary endpoint was not statistically significant.

Table 7. Proportion of Patients in Clinical Remission at Week 6 (CD Trials I and II)

	Placebo	ENTYVIO IV	p-value	Treatment Difference and 95% CI
CD Trial I: Clinical Remission* at Week 6	7% (10/148)	15% (32/220)	0.041 [†]	8% (1%, 14%)
CD Trial II [†] : Clinical Remission* at Week 6	12% (19/157)	15% (24/158)	NS [§]	3% (-5%, 11%)

* Clinical Remission: CDAI \leq 150

[†] The primary analysis population for CD Trial II was patients that had an inadequate response, loss of response, or intolerance to one or more TNF blockers (76% of the overall population)

[‡] Adjusted p-value for multiple comparisons of two primary endpoints

[§] NS: Not significant (Secondary endpoints including assessments at Week 10 were not tested because the CD Trial II primary endpoint was not statistically significant)

CD Trial III - Intravenous

In order to be randomized to treatment in CD Trial III, patients had to have received intravenous ENTYVIO and be in clinical response (defined as a \geq 70-point decrease in CDAI score from baseline) at Week 6. Patients could have come from either CD Trial I or from a group who received ENTYVIO open-label.

In CD Trial III, 461 patients were randomized in a double-blind fashion (1:1:1) to one of the following regimens beginning at Week 6: intravenous ENTYVIO 300 mg every eight weeks, intravenous ENTYVIO 300 mg every four weeks or placebo every four weeks. Efficacy assessments were at Week 52. Concomitant aminosalicylates and corticosteroids were permitted through Week 52. Concomitant immunomodulators (azathioprine, 6-mercaptopurine, or methotrexate) were permitted outside the U.S. but were not permitted beyond Week 6 in the U.S.

At Week 6, patients were receiving corticosteroids (59%), immunomodulators (azathioprine, 6-mercaptopurine, or methotrexate) (31%), and aminosalicylates (41%). Fifty-one percent of patients had an inadequate response, loss of response, or intolerance to a TNF blocker

therapy. At Week 6, the median CDAI score was 322 in the ENTYVIO every eight week group, 316 in the ENTYVIO every four week group, and 315 in the placebo group. Patients who had achieved clinical response (≥ 70 decrease in CDAI score from baseline) at Week 6 and were receiving corticosteroids were required to begin a corticosteroid-tapering regimen at Week 6.

In CD Trial III a greater percentage of patients in groups treated with intravenous ENTYVIO as compared to placebo were in clinical remission (defined as CDAI score ≤ 150) at Week 52. A greater percentage of patients in groups treated with intravenous ENTYVIO as compared to placebo had a clinical response (defined as ≥ 100 decrease in CDAI score from baseline) at Week 52 ([Table 8](#)). In the subgroup of patients who were receiving corticosteroids at baseline and who were in clinical response at Week 6 (defined as ≥ 70 decrease in CDAI score from baseline), a greater proportion of patients in groups treated with intravenous ENTYVIO as compared to placebo discontinued corticosteroids by Week 52 and were in clinical remission at Week 52 ([Table 8](#)).

The ENTYVIO every four week dosing regimen did not demonstrate additional clinical benefit over the every eight dosing week regimen. The every four week dosing regimen is not the recommended dosing regimen [see *Dosage and Administration (2.2)*].

Table 8. Proportion of Patients Meeting Efficacy Endpoints at Week 52* (CD Trial III)

	Placebo [†] N=153	ENTYVIO IV Every 8 Weeks N=154	p-value	Treatment Difference and 95% CI
Clinical remission [‡] at Week 52	22%	39%	0.001	17% (7%, 28%)
Clinical response [§] at Week 52	30%	44%	0.013	13% (3%, 24%)
Corticosteroid-free clinical remission [#]	16% [#]	32% [#]	0.015	16% (3%, 29%)

* This group includes patients that were not in clinical remission at Week 6. Patients must have achieved clinical response (defined as ≥ 70 decrease in CDAI from baseline) at Week 6 to continue into CD Trial III.

[†] The placebo group includes those patients who received ENTYVIO at Week 0 and Week 2, and were randomized to receive placebo from Week 6 through Week 52

[‡] Clinical remission: CDAI ≤ 150

[§] Clinical response: ≥ 100 decrease in CDAI from baseline

[#] Corticosteroid-free clinical remission: Assessed in the subgroup of patients who were receiving corticosteroids at baseline and who were in clinical response (defined as ≥ 70 decrease in CDAI from baseline) at Week 6 (n=82 for placebo and n=82 for ENTYVIO every eight weeks). Corticosteroid-free clinical remission was defined as the proportion of patients in this subgroup that discontinued corticosteroids by Week 52 and were in clinical remission at Week 52.

16 HOW SUPPLIED/STORAGE AND HANDLING

How Supplied

Intravenous Infusion

ENTYVIO® (vedolizumab) for injection for intravenous infusion is supplied in sterile single-dose glass vials, containing 300 mg of vedolizumab as a white to off-white lyophilized cake.

- ENTYVIO: 300 mg single-dose vial in individual carton: NDC 64764-300-20

Subcutaneous Injection

ENTYVIO (vedolizumab) injection for subcutaneous use is available in a prefilled syringe or a prefilled pen as a clear to moderately opalescent and colorless to slightly yellow solution.

The single-dose, disposable ENTYVIO prefilled syringe and single-dose, disposable ENTYVIO prefilled pen (ENTYVIO PEN) are comprised of a 1 mL long glass syringe with a fixed 27 gauge thin wall, ½ inch needle. The syringe has a rubber needle cover encased in a plastic shell and rubber stopper. Not made with natural rubber latex.

- ENTYVIO: 108 mg/0.68 single-dose prefilled syringe in an individual carton:
NDC 64764-107-11
- ENTYVIO PEN: 108 mg/0.68 single-dose prefilled pen in an individual carton:
NDC 64764-108-21

Storage and Handling

- Refrigerate ENTYVIO unopened vials, prefilled syringes, and prefilled pens at 2°C to 8°C (36° to 46°F).
- If needed, the ENTYVIO prefilled syringe or ENTYVIO PEN can be left out of the refrigerator in the original package at room temperature up to 25°C (77°F) for up to 7 days (for example, when traveling). Do not use ENTYVIO prefilled syringe or ENTYVIO PEN if left out of the refrigerator for more than 7 days.
- Do not freeze ENTYVIO vial, prefilled syringe, or prefilled pen. Do not use ENTYVIO vial, prefilled syringe, or prefilled pen if it has been frozen.
- Do not shake the ENTYVIO prefilled syringe, or ENTYVIO PEN.
- Retain in original package to protect from light until the time of use.

17 PATIENT COUNSELING INFORMATION

Advise the patient to read the FDA-approved patient labeling (Medication Guide and Instructions for Use).

Infusion-Related and Hypersensitivity Reactions

Instruct patients to report immediately if they experience symptoms consistent with a hypersensitivity reaction during or following an infusion of ENTYVIO [see *Warnings and Precautions* (5.1)].

Infections

Inform patients that they may be more likely to develop infections when taking ENTYVIO. Instruct patients to tell their healthcare provider if they develop any signs or symptoms of an infection [see *Warnings and Precautions* (5.2)].

Progressive Multifocal Leukoencephalopathy

Inform patients that progressive multifocal leukoencephalopathy (PML) has occurred in patients who received some integrin receptor antagonist and systemic immunosuppressant products. Instruct patients to report if they experience any new onset or worsening of neurological signs and symptoms immediately, as these could be indicative of PML [see *Warnings and Precautions* (5.3)].

Liver Injury

Inform patients that elevated transaminase levels with or without elevated bilirubin has occurred in patients who received ENTYVIO. Instruct patients to report promptly any

symptoms that may indicate liver injury, including fatigue, anorexia, right upper abdominal discomfort, dark urine or jaundice [see *Warnings and Precautions (5.4)*].

Subcutaneous Dosing Technique

Provide guidance to patients and caregivers on proper subcutaneous administration technique, and how to use the ENTYVIO single-dose prefilled syringe, or ENTYVIO single-dose prefilled pen correctly [see *Instructions for Use*].

Manufactured by:

Takeda Pharmaceuticals U.S.A., Inc.

Lexington, MA 02421

U.S. License No. 1898

ENTYVIO is a registered trademark of Millennium Pharmaceuticals Inc. and is used under license by Takeda Pharmaceuticals U.S.A., Inc.

All other trademark names are the property of their respective owners.

©2024 Takeda Pharmaceuticals U.S.A., Inc.

VMB245 RX

MEDICATION GUIDE		
ENTYVIO® (en ti' vee oh) (vedolizumab) for injection, for intravenous use	ENTYVIO® (en ti' vee oh) (vedolizumab) injection, for subcutaneous use	ENTYVIO® (en ti' vee oh) PEN (vedolizumab) injection, for subcutaneous use
<p>What is the most important information I should know about ENTYVIO? ENTYVIO may cause serious side effects, including:</p> <ul style="list-style-type: none"> • Infusion-related and serious allergic reactions. These reactions can happen while you are receiving ENTYVIO or several hours after treatment. You may need treatment if you have an allergic reaction. Tell your healthcare provider or get medical help right away if you get any of these symptoms during or after an infusion of ENTYVIO: rash, itching, swelling of your lips, tongue, throat or face, shortness of breath or trouble breathing, wheezing, dizziness, feeling hot, or palpitations (feel like your heart is racing). • Infections. ENTYVIO may increase your risk of getting a serious infection. Before receiving ENTYVIO and during treatment with ENTYVIO, tell your healthcare provider if you think you have an infection or have symptoms of an infection such as fever, chills, muscle aches, cough, shortness of breath, runny nose, sore throat, red or painful skin or sores on your body, tiredness, or pain during urination. • Progressive Multifocal Leukoencephalopathy (PML). People with weakened immune systems can get progressive multifocal leukoencephalopathy (PML) (a rare, serious brain infection caused by a virus). Although unlikely while receiving ENTYVIO, a risk of PML cannot be ruled out. PML can result in death or severe disability. There is no known treatment, prevention, or cure for PML. Tell your healthcare provider right away if you have any of the following symptoms: confusion or problems thinking, loss of balance, change in the way you walk or talk, decreased strength or weakness on one side of the body, blurred vision, or loss of vision. • Liver Problems. Liver problems can happen in people who receive ENTYVIO. Tell your healthcare provider right away if you have any of the following symptoms: tiredness, loss of appetite, pain on the right side of your stomach (abdomen), dark urine, or yellowing of the skin and eyes (jaundice). <p>See “What are the possible side effects of ENTYVIO?” for more information about side effects.</p>		
<p>What is ENTYVIO? ENTYVIO is a prescription medicine used in adults for the treatment of:</p> <ul style="list-style-type: none"> • moderately to severely active ulcerative colitis (UC). • moderately to severely active Crohn’s disease (CD). <p>It is not known if ENTYVIO is safe and effective in children under 18 years of age.</p>		
<p>Who should not receive ENTYVIO? Do not receive ENTYVIO if you have had an allergic reaction to ENTYVIO or any of the ingredients in ENTYVIO. See the end of this Medication Guide for a complete list of ingredients in ENTYVIO.</p>		
<p>Before receiving ENTYVIO, tell your healthcare provider about all of your medical conditions, including if you:</p> <ul style="list-style-type: none"> • have an infection, think you may have an infection or have infections that keep coming back (see “What is the most important information I should know about ENTYVIO?”). • have liver problems. • have tuberculosis (TB) or have been in close contact with someone with TB. • have recently received or are scheduled to receive a vaccine. Talk to your healthcare provider about bringing your vaccines up-to-date before starting treatment with ENTYVIO. • are pregnant or plan to become pregnant. It is not known if ENTYVIO will harm your unborn baby. Tell your healthcare provider right away if you become pregnant while receiving ENTYVIO. • are breastfeeding or plan to breastfeed. ENTYVIO can pass into your breast milk. Talk to your healthcare provider about the best way to feed your baby if you take ENTYVIO. <p>Tell your healthcare provider about all the medicines you take, including prescription and over-the-counter medicines, vitamins and herbal supplements.</p> <p>Especially tell your healthcare provider if you take or have recently taken Tysabri (natalizumab), Tyruko (natalizumab-sztn), a Tumor Necrosis Factor (TNF) blocker medicine, a medicine that weakens your immune system (immunosuppressant), or corticosteroid medicine.</p>		

How should I use ENTYVIO?

When given in a vein (intravenously):

- You may receive ENTYVIO through a needle placed in a vein (intravenous infusion) in your arm.
 - ENTYVIO is given to you over a period of about 30 minutes.
 - Your healthcare provider will monitor you during and after the ENTYVIO infusion for side effects to see if you have a reaction to the treatment.

When given under the skin (subcutaneously):

- You may receive ENTYVIO as an injection under your skin (subcutaneous) every 2 weeks. You may receive your first subcutaneous injection after at least 2 intravenous infusions in place of the next scheduled intravenous infusion.
 - **See the detailed Instructions for Use that comes with ENTYVIO about the right way to prepare and give ENTYVIO.**
 - ENTYVIO is provided as single-dose prefilled syringe or single-dose prefilled pen (ENTYVIO PEN) for subcutaneous use. Your healthcare provider will prescribe the type that is best for you.
 - If your healthcare provider decides that you or your caregiver can give your injections of ENTYVIO at home, you or your caregiver should be shown the right way to prepare and inject ENTYVIO.
 - Do not inject ENTYVIO until you or your caregiver have been shown the right way by your healthcare provider.
 - Always check the label of your prefilled syringe or prefilled pen to make sure you have the correct medicine before each injection.
 - Do not shake ENTYVIO.
 - ENTYVIO is injected under your skin (subcutaneously) 1 time every 2 weeks.
 - Inject ENTYVIO under the skin (subcutaneous injection) in your upper legs (thighs) or stomach area (abdomen). The upper arms may also be used if a caregiver gives the injection.
 - Use a different injection site each time you use ENTYVIO.
 - Do not give an injection into moles, scars, bruises, or skin that is tender, hard, red, or damaged.
 - If you are not able to inject ENTYVIO at your regular scheduled time or you miss a dose of ENTYVIO, inject the dose as soon as possible. Then, inject your next dose every 2 weeks thereafter. If you are not sure when to inject ENTYVIO, call your healthcare provider.
 - If you take more ENTYVIO than you were told to take, call your healthcare provider.

What are the possible side effects of ENTYVIO?

ENTYVIO may cause serious side effects, see “What is the most important information I should know about ENTYVIO?”

The most common side effects of ENTYVIO include: common cold, headache, joint pain, nausea, fever, infections of the nose and throat, tiredness, cough, bronchitis, flu, back pain, rash, itching, sinus infection, throat pain, pain in extremities, and with injections under the skin; pain, swelling, or redness at the injection site.

These are not all of the possible side effects of ENTYVIO.

Call your doctor for medical advice about side effects. You may report side effects to FDA at 1-800-FDA-1088.

How should I store ENTYVIO?

- Store ENTYVIO in a refrigerator between 36°F to 46°F (2°C to 8°C).
- If needed, the prefilled syringe or prefilled pen can be left out of the refrigerator in its box at room temperature up to 77°F (25°C) for up to 7 days (for example, when traveling). Do not use the prefilled syringe or prefilled pen if left out of the refrigerator for more than 7 days or left in direct sunlight.
- Do not freeze ENTYVIO. Do not use ENTYVIO if it has been frozen.
- Keep ENTYVIO in the original package to protect from light until the time of use.
- ENTYVIO prefilled syringe or prefilled pen is not made with natural rubber latex.

Keep ENTYVIO and all medicines out of the reach of children.

General information about the safe and effective use of ENTYVIO.

Medicines are sometimes prescribed for purposes other than those listed in a Medication Guide. Do not use ENTYVIO for a condition for which it was not prescribed. Do not give ENTYVIO to other people, even if they have the same symptoms that you have. It may harm them. You can ask your pharmacist or healthcare provider for information about ENTYVIO that is written for health professionals.

What are the ingredients in ENTYVIO?

Active ingredient: vedolizumab

Inactive ingredients in vial for intravenous infusion: arginine hydrochloride, histidine, histidine monohydrochloride, polysorbate 80 and sucrose

Inactive ingredients in prefilled syringe or prefilled pen for subcutaneous injection: arginine hydrochloride, citric acid monohydrate, histidine, histidine monohydrochloride, polysorbate 80, sodium citrate dihydrate, and Sterile Water for Injection

Manufactured by: **Takeda Pharmaceuticals U.S.A., Inc.**
Lexington, MA 02421

U.S. License No. 1898

ENTYVIO is a registered trademark of Millennium Pharmaceuticals Inc. and is used under license by Takeda Pharmaceuticals U.S.A., Inc.

All other trademark names are the property of their respective owners.

©20XX Takeda Pharmaceuticals U.S.A., Inc.

For more information, go to www.ENTYVIO.com or call 1-877-TAKEDA7 (1-877-825-3327).

This Medication Guide has been approved by the U.S. Food and Drug Administration

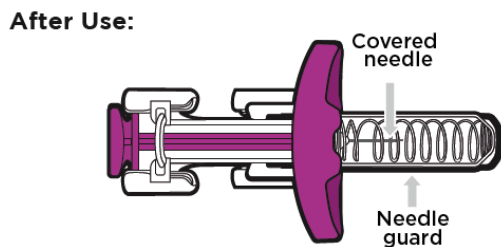
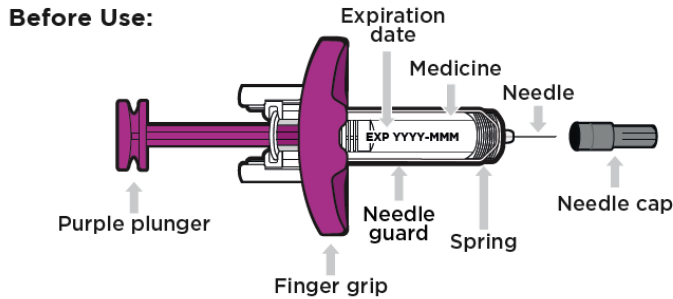
VMB245 RX

Revised: 2/2024

INSTRUCTIONS FOR USE
ENTYVIO® (en ti' vee oh)
(vedolizumab)
injection, for subcutaneous use
Single-dose prefilled syringe

This Instructions for Use contains information on how to inject ENTYVIO.

Your ENTYVIO single-dose prefilled syringe



Important information you need to know before injecting ENTYVIO:

- Read and follow this Instructions for Use before you inject ENTYVIO.
- Your healthcare provider should show you how to use the ENTYVIO prefilled syringe before you use it for the first time.
- **ENTYVIO prefilled syringe is for subcutaneous injection only** (inject directly into fatty layer under the skin).
- **Do not** shake the prefilled syringe.
- **Do not remove the needle cap from the prefilled syringe until you are ready to inject.**
- **Do not** use the prefilled syringe if it is dropped or damaged.
- Each prefilled syringe has a needle guard. It will automatically cover the needle after the injection is completed to reduce the risk of accidental needle sticks.

Storing ENTYVIO

- Store your prefilled syringe in the refrigerator between 36°F to 46°F (2°C to 8°C).

- Your prefilled syringe can be left in its box at room temperature up to 77°F (25°C) for up to 7 days (for example, when traveling). **Do not** use the prefilled syringe if it is left out of the refrigerator for more than 7 days.
- **Do not** freeze the prefilled syringe.
- **Do not** leave the prefilled syringe in direct sunlight.
- Throw away the prefilled syringe in a FDA-cleared sharps disposal container if it has been left out of the refrigerator for more than 7 days, frozen, or left in direct sunlight. See **Step 14** for instructions on how to throw away (dispose of) the prefilled syringe.
- **Always keep ENTYVIO prefilled syringes, the sharps disposal container, and all medicines out of the reach of children.**

Getting Your Supplies Ready

Step 1. Remove the ENTYVIO prefilled syringe box from the refrigerator

Take 1 prefilled syringe box from the refrigerator and check the expiration date on the box (see **Figure A**).

- **Do not** use the prefilled syringe if any of the seals on the box are broken.
- **Do not** use the prefilled syringe if the expiration date on the box has passed.

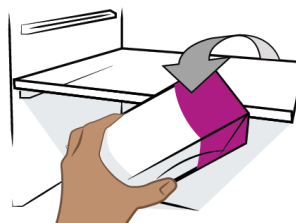


Figure A

Step 2. Wait 30 minutes

Wait 30 minutes and let the prefilled syringe come to room temperature (see **Figure B**).

- **Do not** warm the prefilled syringe any other way.
- **Do not** let the prefilled syringe sit in direct sunlight.
- **Do not** take the prefilled syringe out of its tray until you are ready to inject.

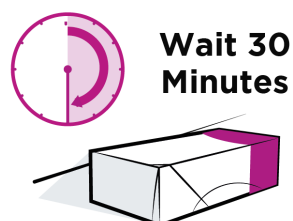


Figure B

Step 3. Gather supplies

Find a clean, flat surface like a table. Gather supplies that are not in the prefilled syringe box (see **Figure C**).

- Alcohol pad
- Cotton ball or gauze
- Sharps disposal container (see **Step 14** “Throw away (dispose of) the prefilled syringe”)




Figure C

Preparing to Inject ENTYVIO

Step 4. Wash hands

Wash your hands with soap and clean water (see **Figure D**).



Figure D

Step 5. Remove the prefilled syringe from the tray

Peel off the paper on the tray and lift the prefilled syringe straight out (see **Figure E**).

- **Do not** lift from the purple plunger.
- **Do not** shake the prefilled syringe.
- **Do not** remove the needle cap from the prefilled syringe until **Step 9**.

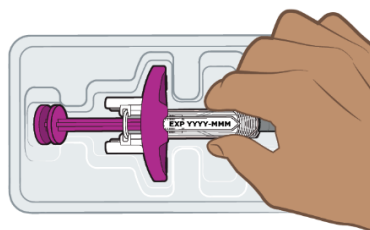


Figure E

Step 6. Inspect the prefilled syringe

Check the expiration date (EXP) printed on the prefilled syringe and the medicine in the prefilled syringe (see **Figure F**). The medicine should be colorless to pale yellow. It is normal to see air bubbles. Inspect the prefilled syringe for any damage.

- **Do not** use the prefilled syringe if the expiration date on the prefilled syringe has passed.
- **Do not** use the prefilled syringe if the medicine is cloudy or has particles floating in it.
- **Do not** use the prefilled syringe if any part of it is damaged.
- **Do not** try to remove air bubbles from the prefilled syringe.

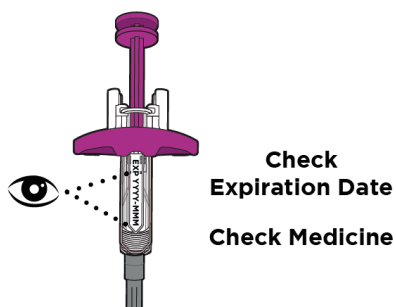


Figure F

Step 7. Choose injection site

Choose an injection site on your bare skin from one of the following (see **Figure G**):

Figure G:

- front of the thighs
- stomach area (avoid the area 2 inches around the belly button)

For caregivers only: back of the upper arms may also be used.

- **Do not** inject into the same spot you used for your last injection.
- **Do not** inject into moles, scars, bruises, or skin that is tender, hard, red, or damaged.

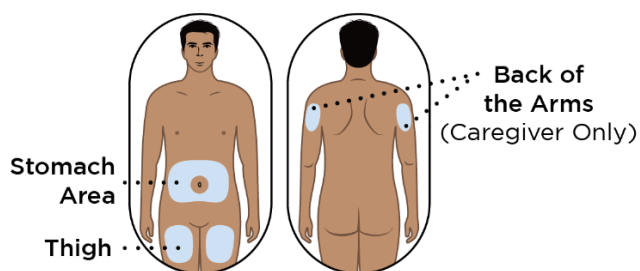


Figure G

Step 8. Clean the injection site

Clean the injection site with an alcohol pad (see **Figure H**). Let your skin dry.

- **Do not** touch or blow on the cleaned injection site before you inject.



Figure H

Continue to **Step 9** →

Injecting ENTYVIO

Step 9. Remove the needle cap and throw it away

When you are ready to inject, pull the needle cap straight off and throw it right away in the sharps disposal container (see **Figure I**). You may see a drop of liquid at the end of the needle. This is normal.

- **Do not** touch or pull back the purple plunger.
- **Do not** touch or re-cap the needle.
- **Do not** use a prefilled syringe with a bent or broken needle.

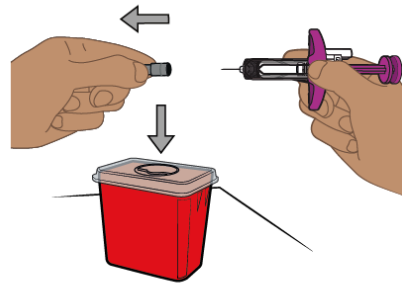


Figure I

Step 10. Pinch the skin

With the needle cap off, hold the prefilled syringe with one hand and pinch the skin around the injection site with your other hand (see **Figure J**).

- Hold the pinch until the injection is completed.

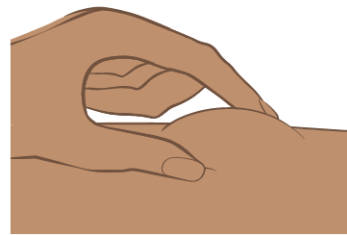


Figure J

Step 11. Insert the prefilled syringe at 45-degree angle

Insert the needle at about a 45-degree angle all the way into the pinched skin (see **Figure K**).

- Avoid touching the plunger until the needle is inserted.

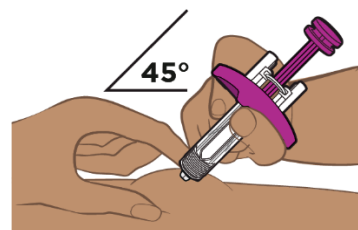


Figure K

Step 12. Push down on the plunger

Push the plunger all the way down until all the medicine is injected (see **Figure L**).

- **Keep pressure on the plunger** and take the needle out of the skin.
- If you are not able to start or cannot complete the injection by pushing the plunger all the way down, you may not have received your full dose. Call your pharmacy or healthcare provider.

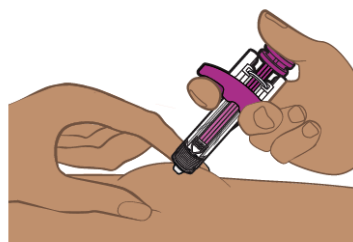


Figure L

Step 13. Take your thumb off the plunger

Take your thumb off the plunger to allow the needle guard to cover the needle (see **Figure M**).

- You may see a small amount of blood at the injection site. If you do, press on your skin with a cotton ball or gauze.

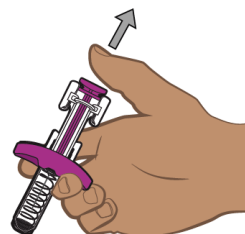


Figure M

Step 14. Throw away (dispose of) the prefilled syringe

Throw away (dispose of) the used prefilled syringe in a FDA-cleared sharps disposal container right away after use (see **Figure N**). **Do not** recycle or throw away the prefilled syringe in your household trash.

- Throw away the remaining supplies in your household trash or sharps disposal container.
- If you do not have a FDA-cleared sharps disposal container, you may use a household container that is:
 - made of heavy-duty plastic,
 - can be closed with a tight-fitting, puncture-resistant lid, without sharps being able to come out,
 - upright and stable during use,
 - leak-resistant, and
 - properly labeled to warn of hazardous waste inside the container.
- When your sharps disposal container is almost full, you will need to follow your community guidelines for the right way to dispose of your sharps disposal container. There may be local or state laws about how you should throw away needles and syringes.
- For more information about safe sharps disposal, and for specific information about sharps disposal in the state you live in, go to the FDA's website at:
<http://www.fda.gov/safesharpsdisposal>.

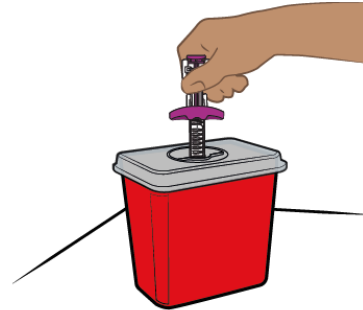


Figure N

If you have questions or concerns about your ENTYVIO prefilled syringe, please call your healthcare provider. You can also call 877-825-3327 or visit www.ENTYVIO.com for more information.

Manufactured by:
Takeda Pharmaceuticals U.S.A., Inc.
Lexington, MA 02421

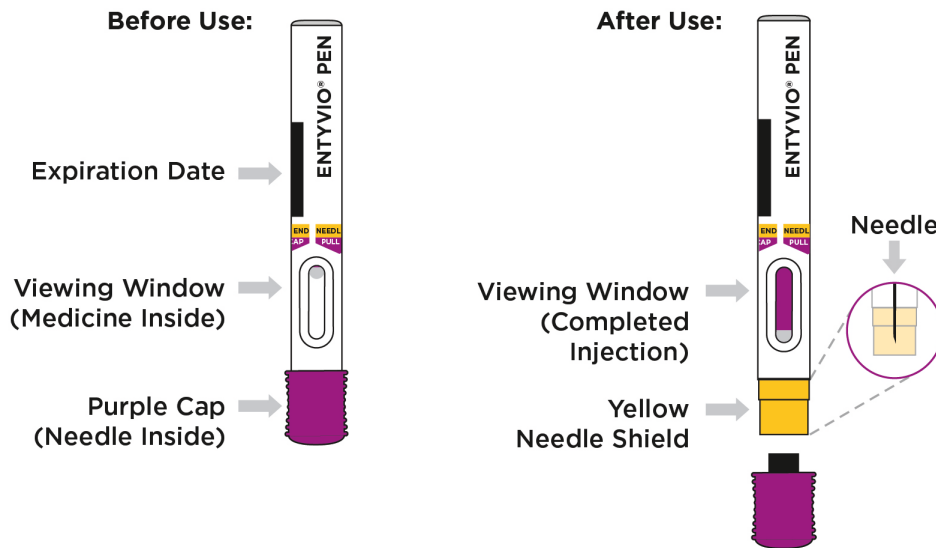
U.S. License No. 1898

This Instructions for Use has been approved by the U.S. Food and Drug Administration.
Approved: 9/2023

INSTRUCTIONS FOR USE
ENTYVIO® (en ti' vee oh) PEN
(vedolizumab)
injection, for subcutaneous use
Single-dose prefilled pen

This Instructions for Use contains information on how to inject ENTYVIO.

Your ENTYVIO single-dose prefilled pen



Important information you need to know before injecting ENTYVIO:

- Read and follow this Instructions for Use before you inject ENTYVIO.
- Your healthcare provider should show you how to use the ENTYVIO PEN before you use it for the first time.
- **ENTYVIO PEN is for subcutaneous injection only** (inject directly into fatty layer under the skin).
- **Do not** shake the prefilled pen.
- **Do not remove the purple cap from the prefilled pen until you are ready to inject.**
- **Do not** put or press your thumb, fingers, or hand over the yellow needle shield. The yellow needle shield is visible when the purple cap is removed.
- **Do not** use the prefilled pen if it is dropped or damaged.

Storing ENTYVIO

- Store your prefilled pen in the refrigerator between 36°F to 46°F (2°C to 8°C).
- Your prefilled pen can be left in its box at room temperature up to 77°F (25°C) for up to 7 days (for example, when traveling). **Do not** use the prefilled pen if it is left out of the refrigerator for more than 7 days.
- **Do not** freeze the prefilled pen.
- **Do not** leave the prefilled pen in direct sunlight.

- Throw away the prefilled pen in a FDA-cleared sharps disposal container if it has been left out of the refrigerator for more than 7 days, frozen, or left in direct sunlight. See **Step 14** for instructions on how to throw away (dispose of) the prefilled pen.
- **Always keep ENTYVIO PENS, the sharps disposal container, and all medicines out of the reach of children.**

Getting Your Supplies Ready

Step 1. Remove the ENTYVIO PEN box from the refrigerator

Take 1 prefilled pen box from the refrigerator and check the expiration date on the box (see **Figure A**).

- **Do not** use the prefilled pen if any of the seals on the box are broken.
- **Do not** use the prefilled pen if the expiration date on the box has passed.

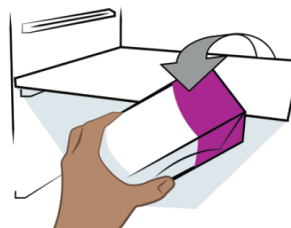


Figure A

Step 2. Wait 30 minutes

Wait 30 minutes and let the prefilled pen come to room temperature (see **Figure B**).

- **Do not** warm the prefilled pen any other way.
- **Do not** let the prefilled pen sit in direct sunlight.
- **Do not** take the prefilled pen out of its tray until you are ready to inject.



Figure B

Step 3. Gather supplies

Find a clean, flat surface like a table. Gather supplies that are not in the prefilled pen box (see **Figure C**).

- Alcohol pad
- Cotton ball or gauze
- Sharps disposal container (see **Step 14** "Throw away (dispose of) the prefilled pen")

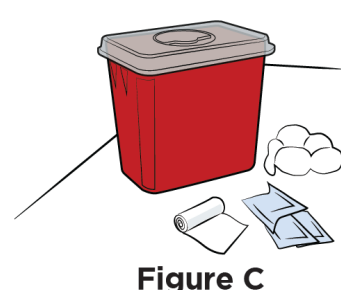


Figure C

Preparing to Inject ENTYVIO

Step 4. Wash hands

Wash your hands with soap and clean water (see **Figure D**).



Figure D

Step 5. Remove the prefilled pen from the tray

Peel off the paper on the tray and lift the prefilled pen straight out (see **Figure E**).

- **Do not** shake the prefilled pen.
- **Do not** remove the purple cap from the prefilled pen until **Step 9**.

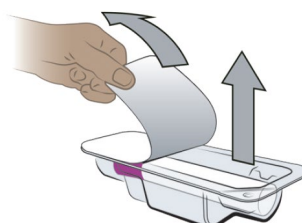


Figure E

Step 6. Inspect the prefilled pen

Check the expiration date (EXP) printed on the prefilled pen and the medicine in the prefilled pen viewing window (see **Figure F**). The medicine should be colorless to pale yellow. It is normal to see air bubbles. Inspect the prefilled pen for any damage.

- **Do not** use the prefilled pen if the expiration date on the prefilled pen has passed.
- **Do not** use the prefilled pen if the medicine is cloudy or has particles floating in it.
- **Do not** use the prefilled pen if any part of it is damaged.

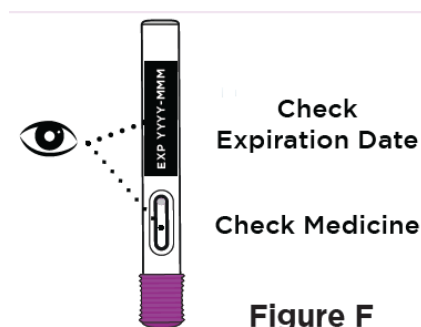


Figure F

Step 7. Choose injection site

Choose an injection site on your bare skin from one of the following (see **Figure G**):

- front of the thighs
- stomach area (avoid the area 2 inches around the belly button)

For caregivers only: back of the upper arms may also be used.

- **Do not** inject into the same spot you used for your last injection.
- **Do not** inject into moles, scars, bruises, or skin that is tender, hard, red, or damaged.

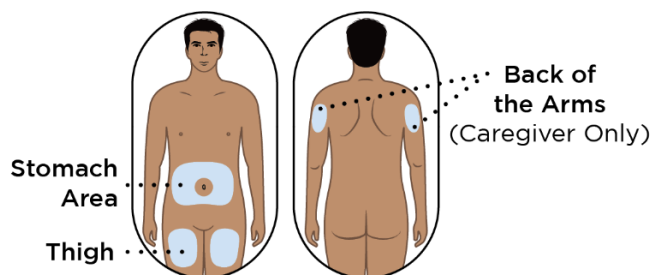


Figure G

Step 8. Clean the injection site

Clean the injection site with an alcohol pad (see **Figure H**). Let your skin dry.

- **Do not** touch or blow on the cleaned injection site before you inject.

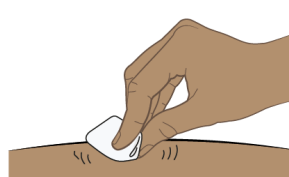


Figure H

Continue to **Step 9** →

Injecting ENTYVIO

Step 9. Remove the purple cap and throw it away

When you are ready to inject, pull the purple cap straight off and throw it right away in the sharps disposal container (see **Figure I**).

- The needle is inside the yellow needle shield (under purple cap).
- **Do not** put or press your thumb, fingers, or hand over the yellow needle shield.
- **Do not** put the purple cap back on. This could accidentally start the injection.

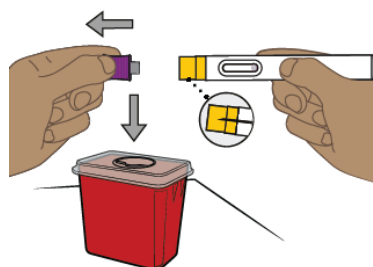


Figure I

Step 10. Place the prefilled pen on the injection site

- Hold the prefilled pen so you can see the viewing window.
- Place the yellow end of the prefilled pen flat on your skin at 90 degrees to the injection site (see **Figure J**).
- The needle is inside the yellow needle shield.
- **Do not** push down on the prefilled pen until you are ready to inject.

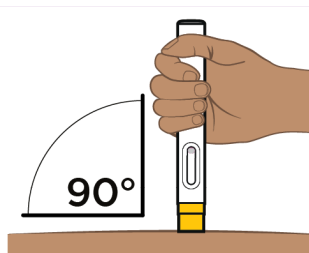


Figure J

Step 11. Start injecting ENTYVIO

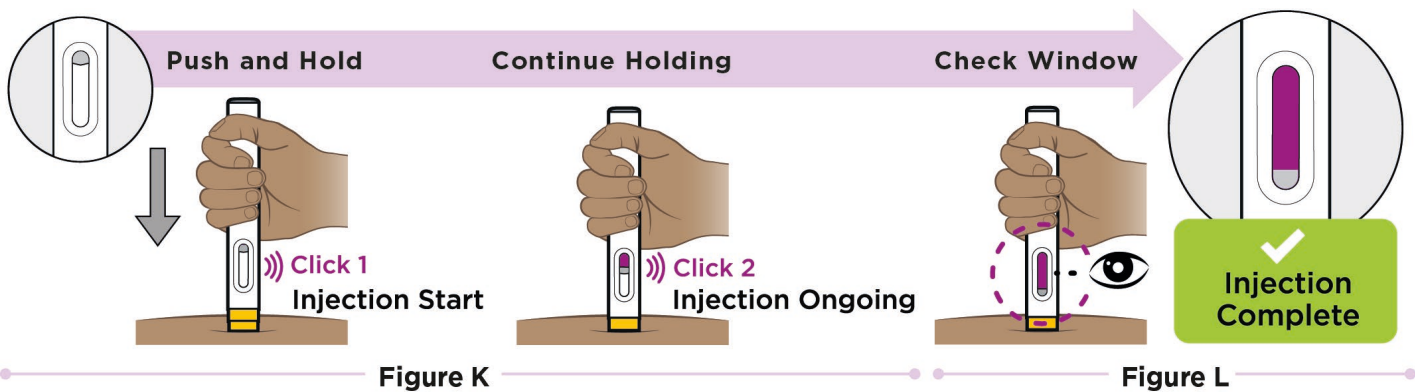
Push the prefilled pen straight down and hold for at least 10 seconds (see **Figure K**).

- You may hear a first click when the injection starts.
- You may hear a second click. This is not the end of the injection.
- **Continue holding the prefilled pen** with constant pressure and watch the window turn purple.

Step 12. Complete injecting ENTYVIO

Continue holding the prefilled pen with constant pressure until **the viewing window has filled with purple to make sure you have received your full dose** (see **Figure L**).

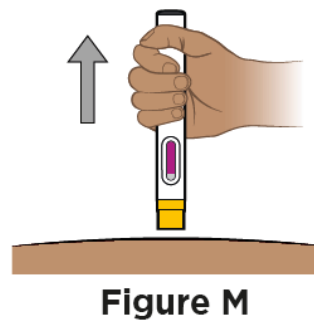
- You will see a small amount of gray in the viewing window. This is normal.
- If the viewing window did not fill with purple, you may not have received your full dose. Call your pharmacy or healthcare provider.



Step 13. Lift prefilled pen from skin

Lift the prefilled pen from the injection site (see **Figure M**). The yellow needle shield will drop down and lock over the needle.

- When you remove the prefilled pen, if the window has not turned purple, or it looks like the medicine is still coming out of the prefilled pen, this means you have not received a full dose. Call your pharmacy or healthcare provider right away.
- You may see a small amount of blood at the injection site. If you do, press on your skin with a cotton ball or gauze.



Step 14. Throw away (dispose of) the prefilled pen

Throw away (dispose of) the used prefilled pen in a FDA-cleared sharps disposal container right away after use (see **Figure N**). **Do not** recycle or throw away the prefilled pen in your household trash.

- Throw away the remaining supplies in your household trash or sharps disposal container.
- If you do not have a FDA-cleared sharps disposal container, you may use a household container that is:
 - made of heavy-duty plastic,
 - can be closed with a tight-fitting, puncture-resistant lid, without sharps being able to come out,
 - upright and stable during use,
 - leak-resistant, and
 - properly labeled to warn of hazardous waste inside the container.
- When your sharps disposal container is almost full, you will need to follow your community guidelines for the right way to dispose of your sharps disposal container. There may be local or state laws about how you should throw away needles and syringes.
- For more information about safe sharps disposal, and for specific information about sharps disposal in the state you live in, go to the FDA's website at: <http://www.fda.gov/safesharpsdisposal>.




Figure N

If you have questions or concerns about your ENTYVIO PEN, please call your healthcare provider. You can also call 877-825-3327 or visit www.ENTYVIO.com for more information.

Manufactured by:
Takeda Pharmaceuticals U.S.A., Inc.
Lexington, MA 02421

U.S. License No. 1898

This Instructions for Use has been approved by the U.S. Food and Drug Administration.
Approved: 9/2023