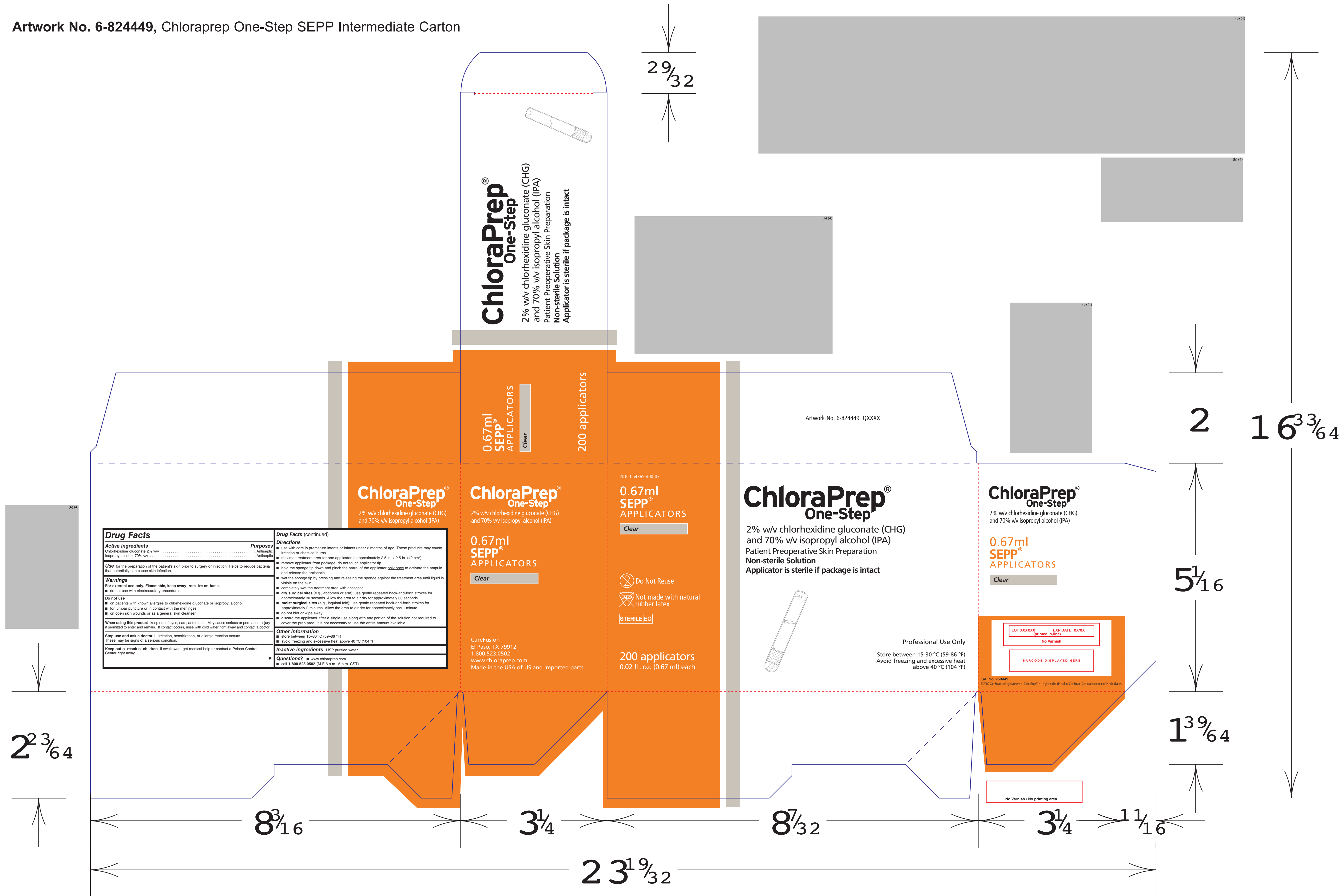


Artwork No. 6-824449, Chloraprep One-Step SEPP Intermediate Carton

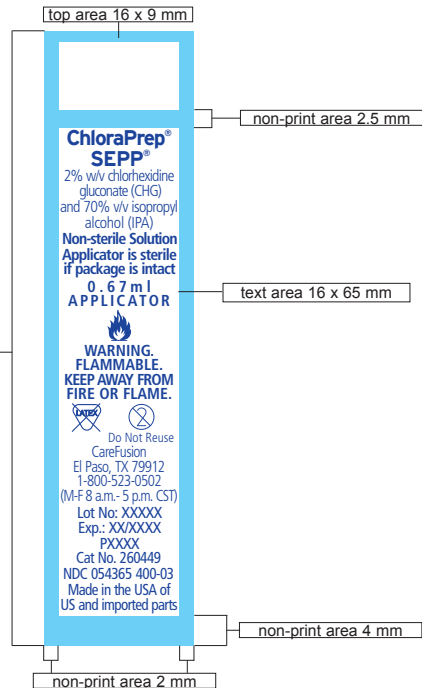


Artwork No. 6-000449, ChloroPrep One-Step Sepp Cylrel

(b) (4)

(b) (4)

t'



Artwork No. 6-775449F, ChloroPrep 2% Sepp Applicator, Non-Sterile - Folded Drug Facts Insert

(b) (4)

(b) (4)

Dimensions: 7.5" x 2.5"

2.5"

7.5"

ChloroPrep® One-Step
2% w/v chlorhexidine gluconate (CHG)
and 70% v/v isopropyl alcohol (IPA)
Patient Preoperative Skin Preparation
Non-sterile Solution
Applicator is sterile if package is intact
0.67 ml SEPP® APPLICATOR

Drug Facts	
Active ingredients	Purposes
Chlorhexidine gluconate 2% w/v.....	Antiseptic
Isopropyl alcohol 70% v/v.....	Antiseptic

Use for the preparation of the patient's skin prior to surgery or injection. Helps to reduce bacteria that potentially can cause skin infection.

Warnings
For external use only
Flammable, keep away from fire or flame
■ do not use with electrocautery procedures

Do not use
■ on patients with known allergies to chlorhexidine gluconate or isopropyl alcohol
■ for lumbar puncture or in contact with the meninges
■ on open skin wounds or as a general skin cleanser

When using this product keep out of eyes, ears, and mouth. May cause serious or permanent injury if permitted to enter and remain. If contact occurs, rinse with cold water right away and contact a doctor.

Stop use and ask a doctor if irritation, sensitization, or allergic reaction occurs. These may be signs of a serious condition.

Keep out of reach of children. If swallowed, get medical help or contact a Poison Control Center right away.

Directions
■ use with care in premature infants or infants under 2 months of age. These products may cause irritation or chemical burns.
■ maximal treatment area for one applicator is approximately 2.5 in. x 2.5 in. (42 cm²)
■ remove applicator from package; do not touch applicator tip
■ hold the sponge tip down and pinch the barrel of the applicator only once to activate the ampule and release the antiseptic
■ wet the sponge tip by pressing and releasing the sponge against the treatment area until liquid is visible on the skin completely wet the treatment area with antiseptic
■ **dry surgical sites** (e.g., abdomen or arm): use gentle repeated back-and-forth strokes for approximately 30 seconds. Allow the area to air dry for approximately 30 seconds.
■ **moist surgical sites** (e.g., inguinal fold): use gentle repeated back-and-forth strokes for approximately 2 minutes. Allow the area to air dry for approximately 1 minute.
■ do not blot or wipe away
■ discard the applicator after a single use along with any portion of the solution not required to cover the prep area. It is not necessary to use the entire amount available.

Other information ■ store between 15–30 °C (59–86 °F)
■ avoid freezing and excessive heat above 40 °C (104 °F)

Inactive ingredients USP purified water

Questions? ■ www.chloroprep.com
■ call 1-800-523-0502 (M-F 8 a.m.–5 p.m. CST)

See other side for additional information



Front

ChloroPrep® One-Step
2% w/v chlorhexidine gluconate (CHG)
and 70% v/v isopropyl alcohol (IPA)
Patient Preoperative Skin Preparation
Non-sterile Solution
Applicator is sterile if package is intact

0.67 ml SEPP® APPLICATOR

Cat. No. 260441NSB / 260449NSB
NDC 054365-400-03

See Drug Facts for Full Labeling Information

 Do Not Reuse  Not made with natural rubber latex

External Use Only Professional Use Only

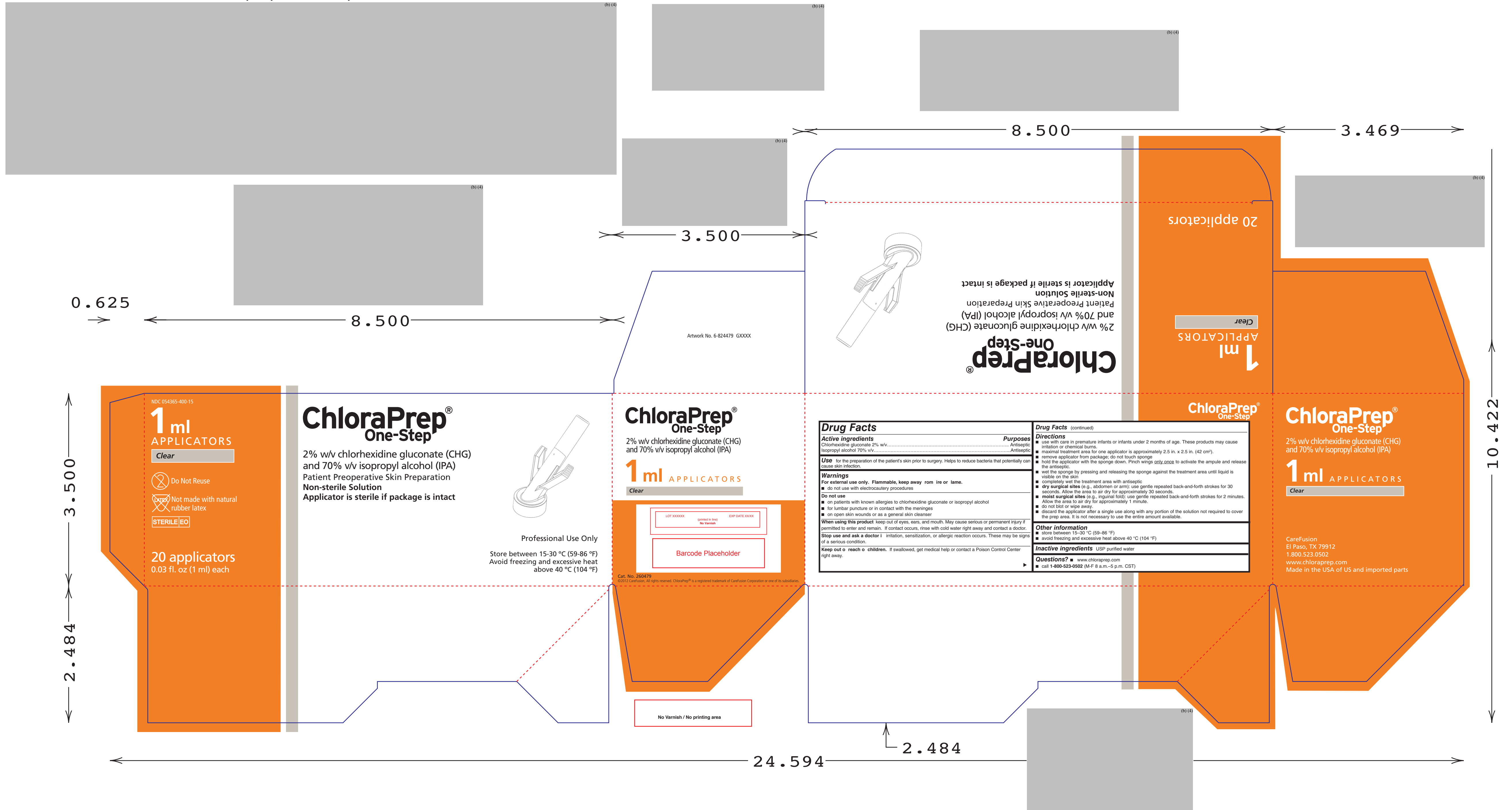
CareFusion, El Paso, TX 79912

Artwork 6-775449F · NXXXX
Made in the USA of US and imported parts

Back

(b) (4)

Artwork No. 6-824479, Chloraprep One-Step 1ml Intermediate Carton



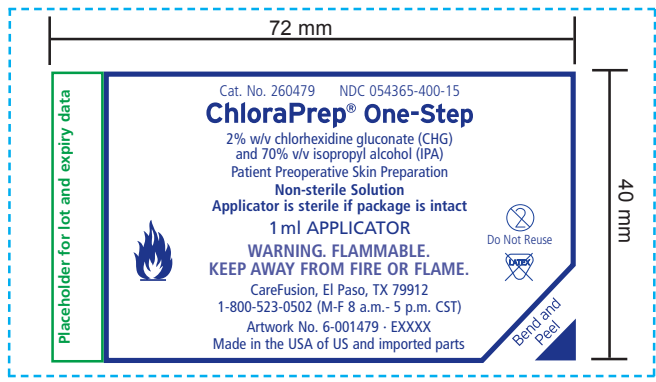
This label may not be the latest approved by FDA.
For current labeling information, please visit <https://www.fda.gov/drugsatfda>

Artwork No. 6-001479, ChloroPrep One-Step 1 mL Cylrel

(b) (4)


(b) (4)

(b) (4)



Trim Area

Artwork No. 6-775479, Chloraprep One-Step Drug Facts Insert for 1-mL Chloraprep One-Step, Sterile



4.75" width
 Front

ChloraPrep® One-Step
 2% w/v chlorhexidine gluconate (CHG) and 70% v/v isopropyl alcohol (IPA)
 Patient Preoperative Skin Preparation
Non-sterile Solution
 Applicator is sterile if package is intact
1 ml APPLICATOR

Not made with natural rubber latex
 Do Not Reuse
Professional Use Only
External Use Only

Cat. No. 260479 / 260479NS / 260479NSB NDC 054365-400-15

Drug Facts	Purposes
Active ingredients	
Chlorhexidine gluconate 2% w/v.....	Antiseptic
Isopropyl alcohol 70% v/v.....	Antiseptic

Use for the preparation of the patient's skin prior to surgery. Helps to reduce bacteria that potentially can cause skin infection.

Warnings
 For external use only. Flammable, keep away from fire or flame.

- do not use with electrocautery procedures

Do not use

- on patients with known allergies to chlorhexidine gluconate or isopropyl alcohol
- for lumbar puncture or in contact with the meninges
- on open skin wounds or as a general skin cleanser

When using this product keep out of eyes, ears, and mouth. May cause serious or permanent injury if permitted to enter and remain. If contact occurs, rinse with cold water right away and contact a doctor.

Stop use and ask a doctor if irritation, sensitization, or allergic reaction occurs. These may be signs of a serious condition. ▶

3.8" length

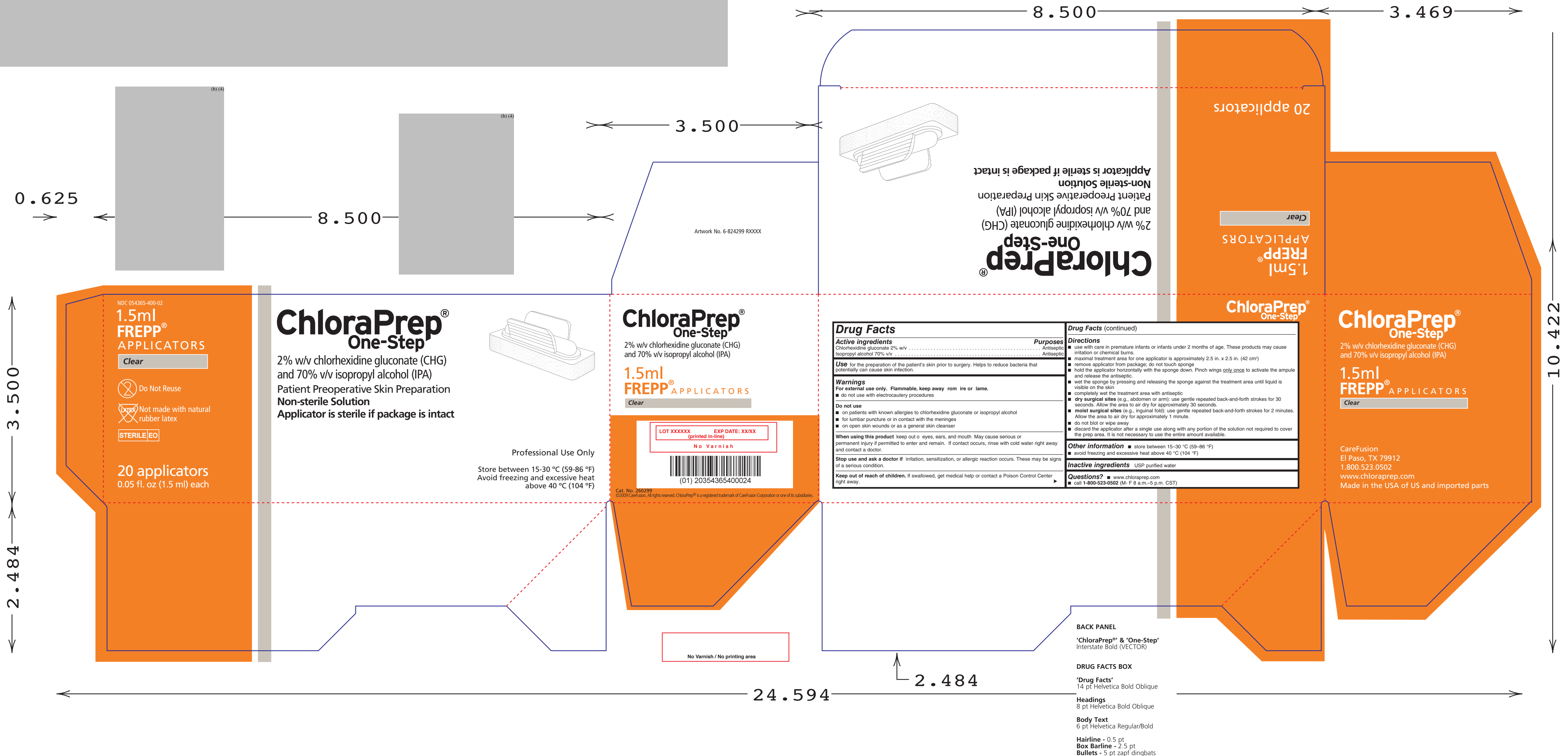
ChloraPrep® One-Step
 2% w/v chlorhexidine gluconate (CHG) and 70% v/v isopropyl alcohol (IPA)

Drug Facts (continued)
Keep out of reach of children. If swallowed, get medical help or contact a Poison Control Center right away.
Directions
<ul style="list-style-type: none"> ■ use with care in premature infants or infants under 2 months of age. These products may cause irritation or chemical burns. ■ maximal treatment area for one applicator is approximately 2.5 in. x 2.5 in. (42 cm²) ■ remove applicator from package; do not touch sponge ■ hold the applicator with the sponge down. Pinch wings only once to activate the ampule and release the antiseptic. ■ wet the sponge by pressing and releasing the sponge against the treatment area until liquid is visible on the skin ■ completely wet the treatment area with antiseptic. ■ dry surgical sites (e.g., abdomen or arm): use gentle repeated back-and-forth strokes for approximately 30 seconds. Allow the area to air dry for approximately 30 seconds. ■ moist surgical sites (e.g., inguinal fold): use gentle repeated back-and-forth strokes for approximately 2 minutes. Allow the area to air dry for approximately 1 minute. ■ do not blot or wipe away. ■ discard the applicator after a single use along with any portion of the solution not required to cover the prep area. It is not necessary to use the entire amount available.
Other information
<ul style="list-style-type: none"> ■ store between 15–30 °C (59–86 °F) ■ avoid freezing and excessive heat above 40 °C (104 °F)
Inactive ingredients USP purified water
Questions?
<ul style="list-style-type: none"> ■ www.chloraprep.com ■ call 1-800-523-0502 (M-F 8 a.m.–5 p.m. CST)

CareFusion, El Paso, TX 79912 · Artwork 6-775479 · DXXXX · Made in the USA of US and imported parts

Back

Artwork No. 6-824299, ChloroPrep One-Step Frepp Intermediate Carton

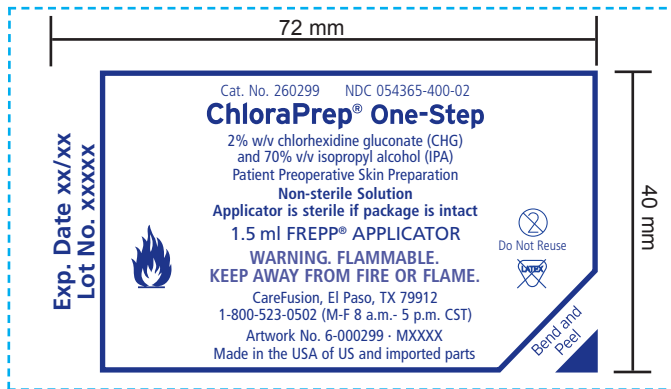


This label may not be the latest approved by FDA.
For current labeling information, please visit <https://www.fda.gov/drugsatfda>

Artwork No. 6-000299, ChloroPrep One-Step Frepp Cyrel

(b) (4)

(b) (4)



Trim Area

This label may not be the latest approved by FDA.
For current labeling information, please visit <https://www.fda.gov/drugsatfda>

Artwork No. 6-001299, ChloroPrep One-Step Frepp Cyrel (No Lot/Exp. Date)

(b) (4)



(b) (4)



(b) (4)

66 mm

40 mm

Placeholder for lot and expiry data

Cat. No. 260299 NDC 054365-400-02
ChloroPrep® One-Step
2% w/v chlorhexidine gluconate (CHG)
and 70% v/v isopropyl alcohol (IPA)
Patient Preoperative Skin Preparation
Non-sterile Solution
Applicator is sterile if package is intact
1.5 ml FREPP® APPLICATOR
WARNING. FLAMMABLE.
KEEP AWAY FROM FIRE OR FLAME.
CareFusion, El Paso, TX 79912
1-800-523-0502 (M-F 8 a.m.- 5 p.m. CST)
Artwork No. 6-001299 · FXXXX
Made in the USA of US and imported parts

Do Not Reuse

Bend and Peel



Artwork No. 6-775403F, ChloroPrep 2% Frepp Applicator, Non-Sterile - Folded Drug Facts Insert

(b) (4)

(b) (4)

Dimensions: 7.5" x 2.5"

← 2.5" →

ChloroPrep® One-Step
2% w/v chlorhexidine gluconate (CHG)
and 70% v/v isopropyl alcohol (IPA)
Patient Preoperative Skin Preparation
Non-sterile Solution
Applicator is sterile if package is intact
1.5 ml FREPP® APPLICATOR

Drug Facts	
Active ingredients	Purposes
Chlorhexidine gluconate 2% w/v.....Antiseptic	
Isopropyl alcohol 70% v/v.....Antiseptic	
Use For the preparation of the patient's skin prior to surgery. Helps to reduce bacteria that potentially can cause skin infection.	
Warnings	
For external use only	
Flammable, keep away from fire or flame.	
■ do not use with electrocautery procedures	
Do not use	
■ on patients with known allergies to chlorhexidine gluconate or isopropyl alcohol	
■ for lumbar puncture or in contact with the meninges	
■ on open skin wounds or as a general cleanser	
When using this product keep out of eyes, ears, and mouth. May cause serious or permanent injury if permitted to enter and remain. If contact occurs, rinse with cold water right away and contact a doctor.	
Stop use and ask a doctor if irritation, sensitization, or allergic reaction occurs. These may be signs of a serious condition.	
Keep out of reach of children. If swallowed, get medical help or contact a Poison Control Center right away.	
Directions	
■ use with care in premature infants or infants under 2 months of age. These products may cause irritation or chemical burns.	
■ maximal treatment area for one applicator is approximately 2.5 in. x 2.5 in. (42 cm ²)	
■ remove applicator from package; do not touch sponge	
■ hold the applicator horizontally with the sponge down. Pinch wings <u>only once</u> to activate the ampule and release the antiseptic.	
■ wet the sponge by pressing and releasing the sponge against the treatment area until liquid is visible on the skin	
■ completely wet the treatment area with antiseptic	
■ dry surgical sites (e.g., abdomen or arm): use gentle repeated back-and-forth strokes for approximately 30 seconds. Allow the area to air dry for approximately 30 seconds.	
■ moist surgical sites (e.g., inguinal fold): use gentle repeated back-and-forth strokes for approximately 2 minutes. Allow the area to air dry for approximately 1 minute.	
■ do not blot or wipe away	
■ discard the applicator after a single use along with any portion of the solution not required to cover the prep area. It is not necessary to use the entire amount available.	
Other information ■ store between 15–30 °C (59–86 °F)	
■ avoid freezing and excessive heat above 40 °C (104 °F)	
Inactive ingredients USP purified water	
Questions? ■ www.chloraprep.com	
■ call 1-800-523-0502 (M-F 8 a.m.–5 p.m. CST)	

See other side for additional information



7.5"

Front

ChloroPrep® One-Step
2% w/v chlorhexidine gluconate (CHG)
and 70% v/v isopropyl alcohol (IPA)
Patient Preoperative Skin Preparation
Non-sterile Solution
Applicator is sterile if package is intact
1.5 ml FREPP® APPLICATOR

Cat. No. 260299NSB / 260599NSB
NDC 054365-400-02

See Drug Facts for Full Labeling Information

 Do Not Reuse  Not made with natural rubber latex

External Use Only Professional Use Only

CareFusion, El Paso, TX 79912

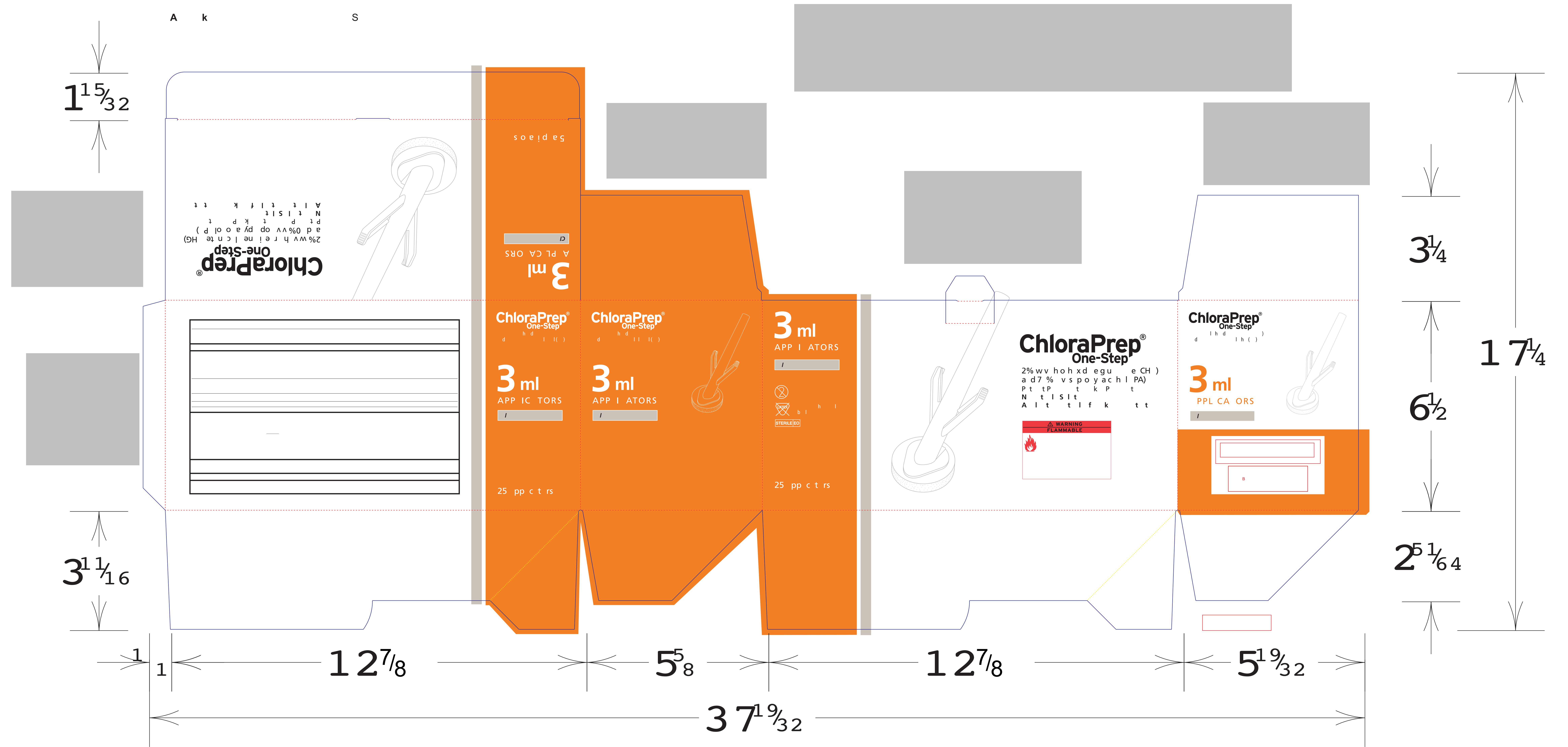
Artwork 6-775403F · NXXXX
Made in the USA of US and imported parts

Back

(b) (4)

(1/8" from outline to text for cutting process)

A k S



A k

$1\frac{15}{32}$

$3\frac{1}{4}$

$1\frac{7}{4}$

$6\frac{1}{2}$

$2\frac{5}{64}$

$3\frac{1}{16}$

$1\frac{1}{16}$

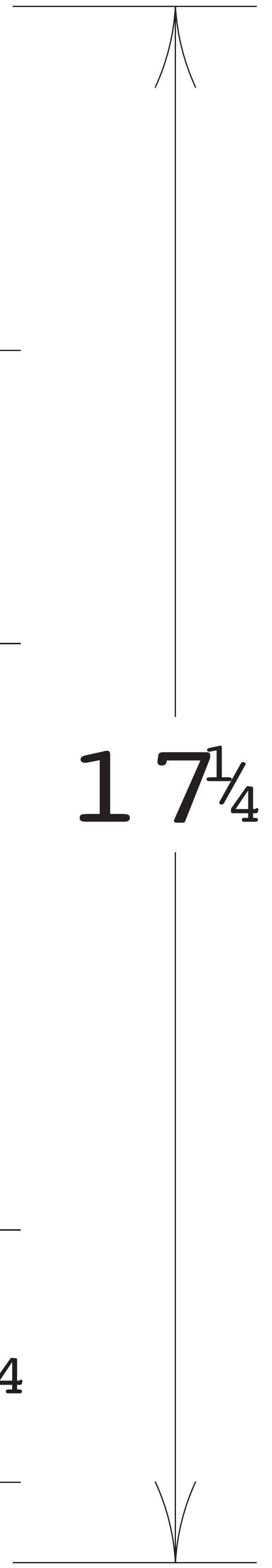
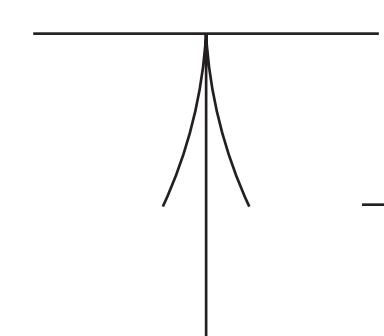
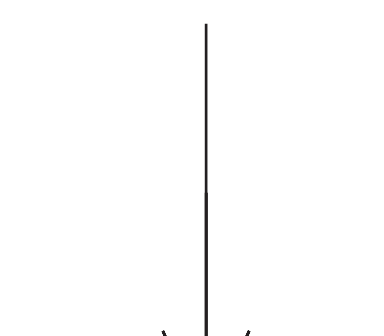
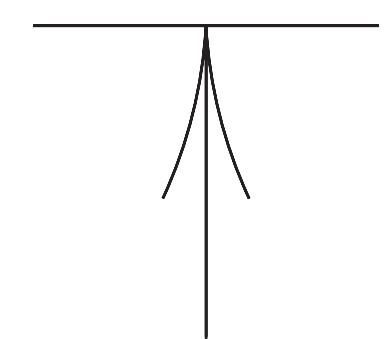
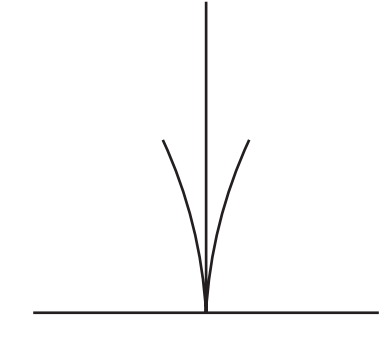

$1\frac{27}{8}$

$5\frac{5}{8}$

$1\frac{27}{8}$

$5\frac{9}{32}$

$3\frac{7}{32}$



A k

$1\frac{15}{32}$



CloraPrep®
With Tint
2% w/v hydrochloric acid
antiseptic solution
for skin preparation
N t l s i t
A l t t l f k t t

5 a p l a o s

3 ml
APPLICATORS
i i o *

CloraPrep®
With Tint
3 ml
APPLICATORS
i i o *

CloraPrep®
With Tint
3 ml
APPLICATORS
i i o *

3 ml
APPLICATORS
i i o *

CloraPrep®
With Tint
2% w/v hydrochloric acid
antiseptic solution
for skin preparation
N t l s i t
A l t t l f k t t

CloraPrep®
With Tint
3 ml
APPLICATORS
i i o *

3 ml
APPLICATORS
i i o *

$3\frac{1}{4}$

$1\frac{7}{4}$

$6\frac{1}{2}$

$2\frac{5}{64}$

$3\frac{1}{16}$

1

$1\frac{27}{8}$

$5\frac{5}{8}$


$1\frac{27}{8}$

$5\frac{9}{32}$

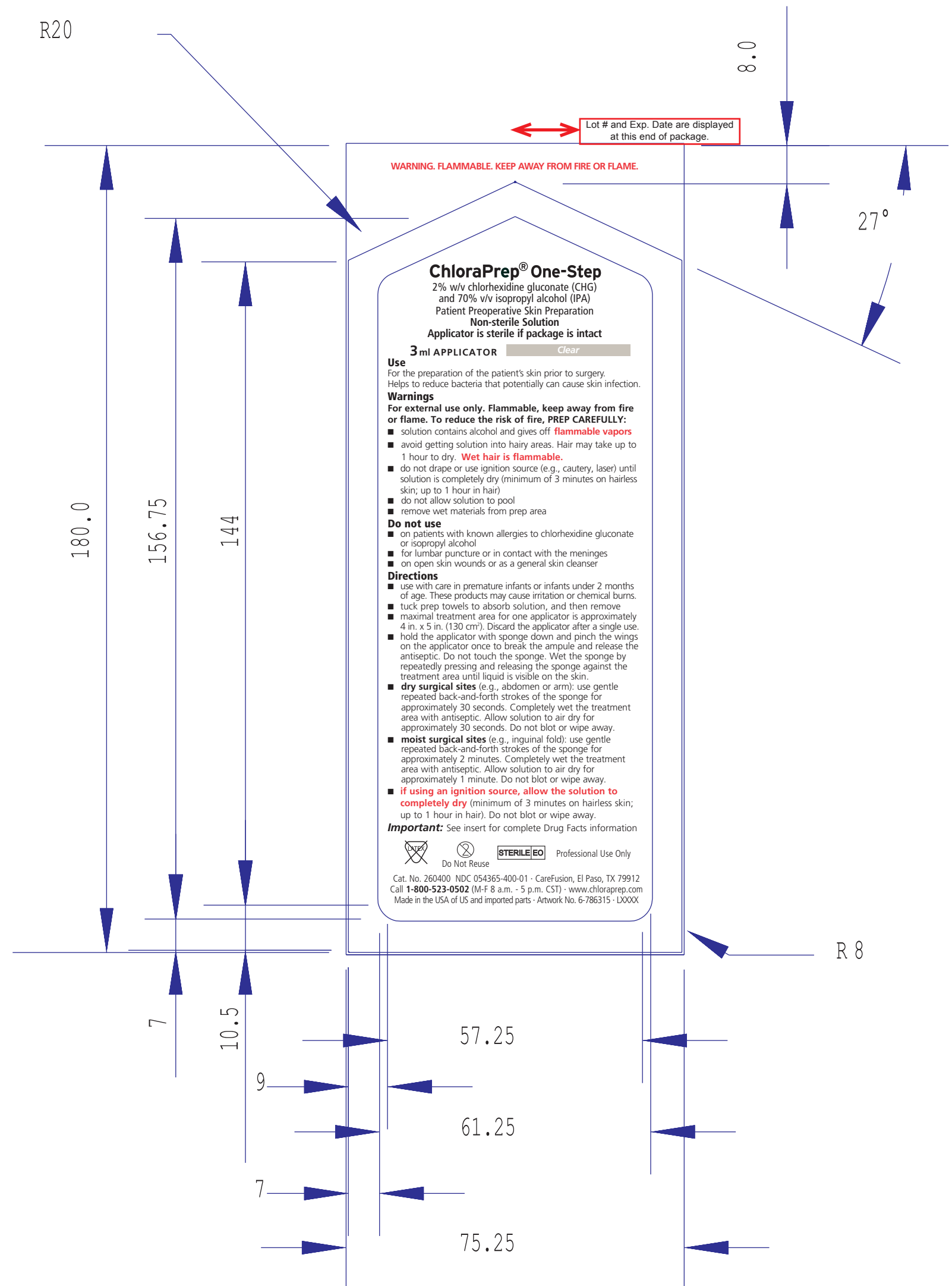
$3\frac{79}{32}$

Artwork No.6-786315, ChloroPrep One-Step 3ml Applicator Lidding

(b) (4)

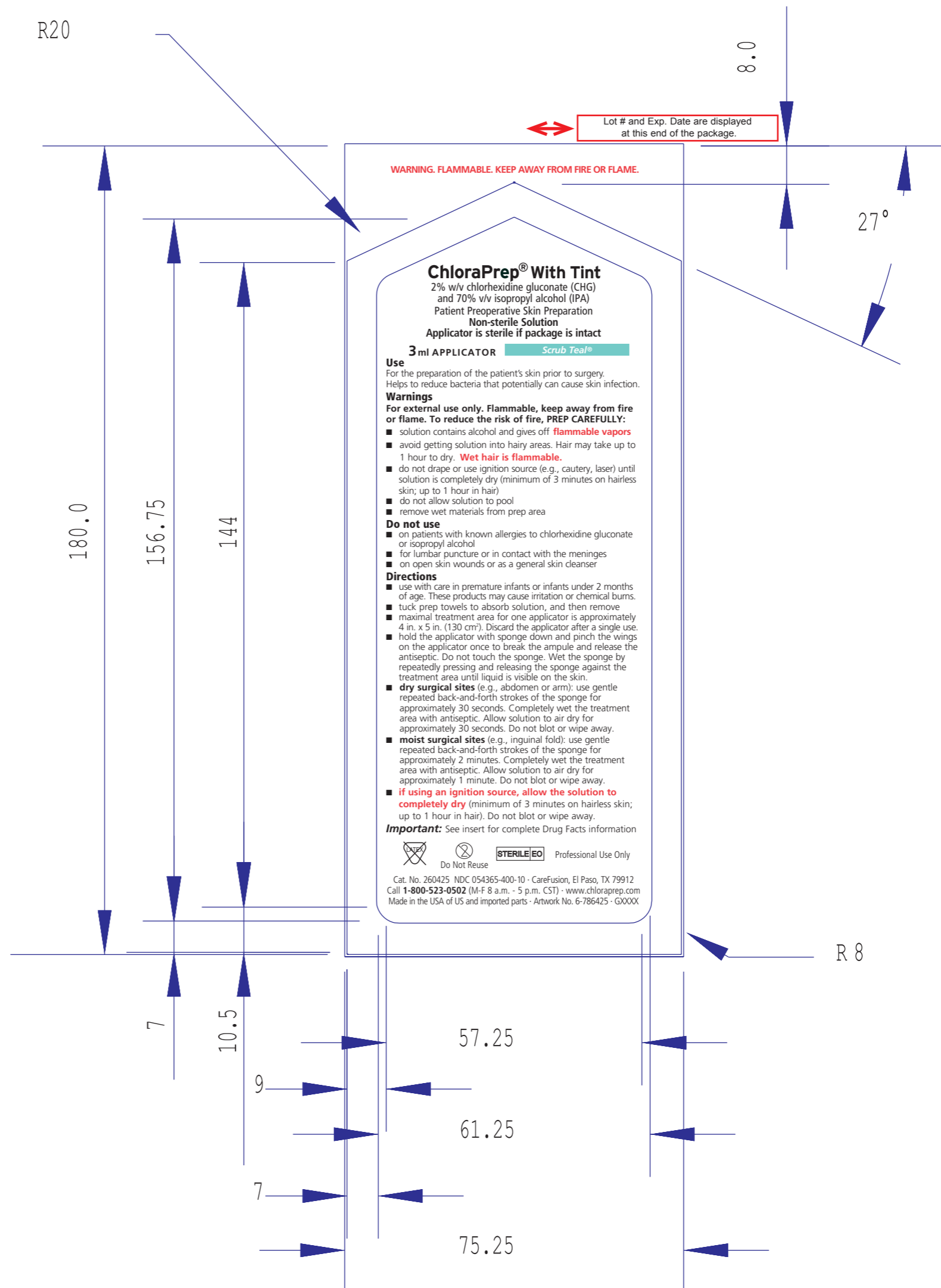


Lot/Exp Placeholder -
for reference only.



Artwork No. 6-786425, ChloroPrep w/Tint (Teal) 3ml Applicator Lidding

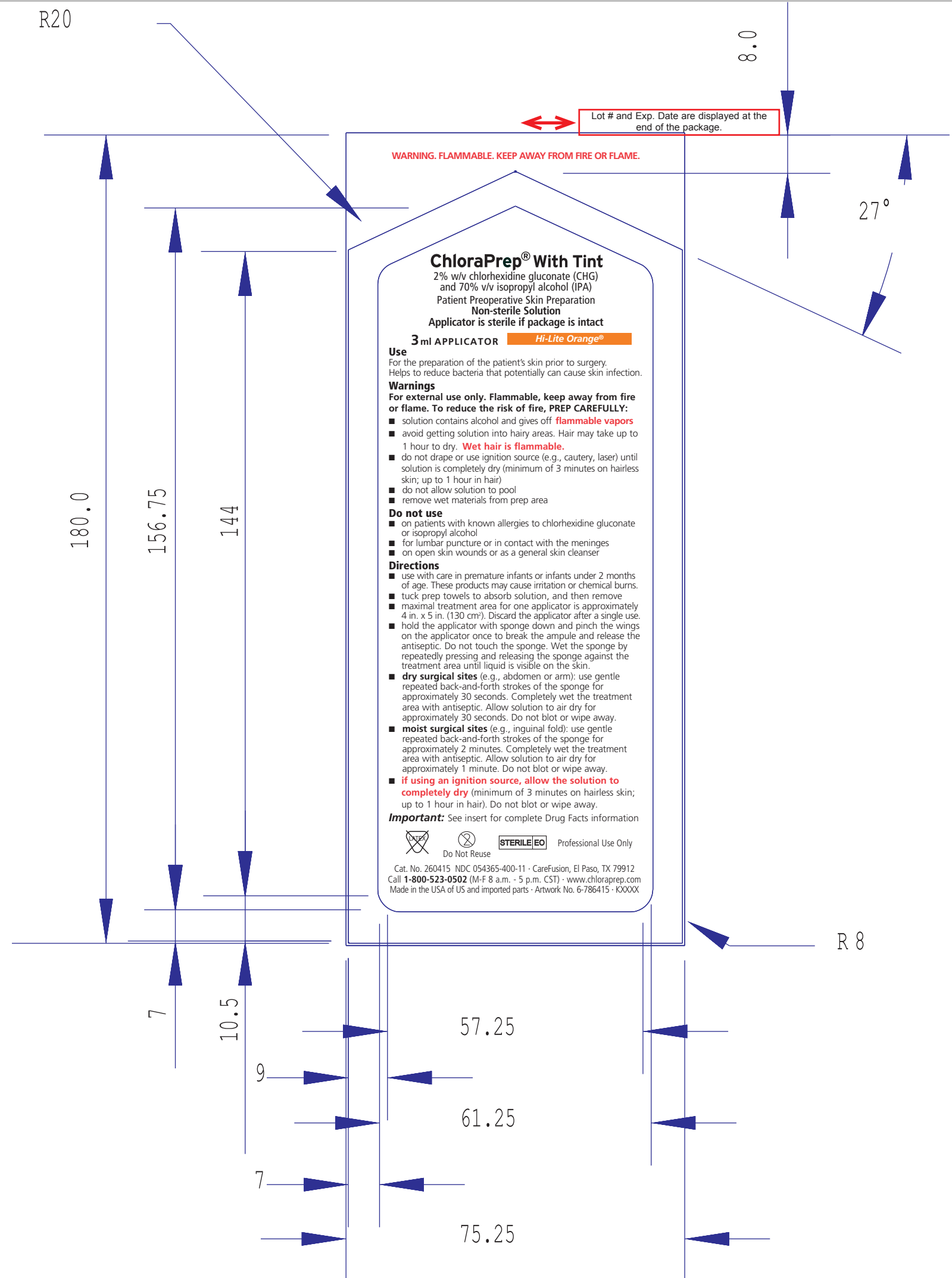
(b) (4)



(b) (4)

Artwork No. 6-786415, ChloroPrep w/Tint (Orange) 3ml Applicator Lidding

(b) (4)



(b) (4)

Artwork No. 6-775400, Chloraprep One-Step and Chloraprep With Tint Drug Facts Insert for 3-mL Applicator Sterile/Non-Sterile/ Bulk

(b) (4)

(b) (4)

4.75" width

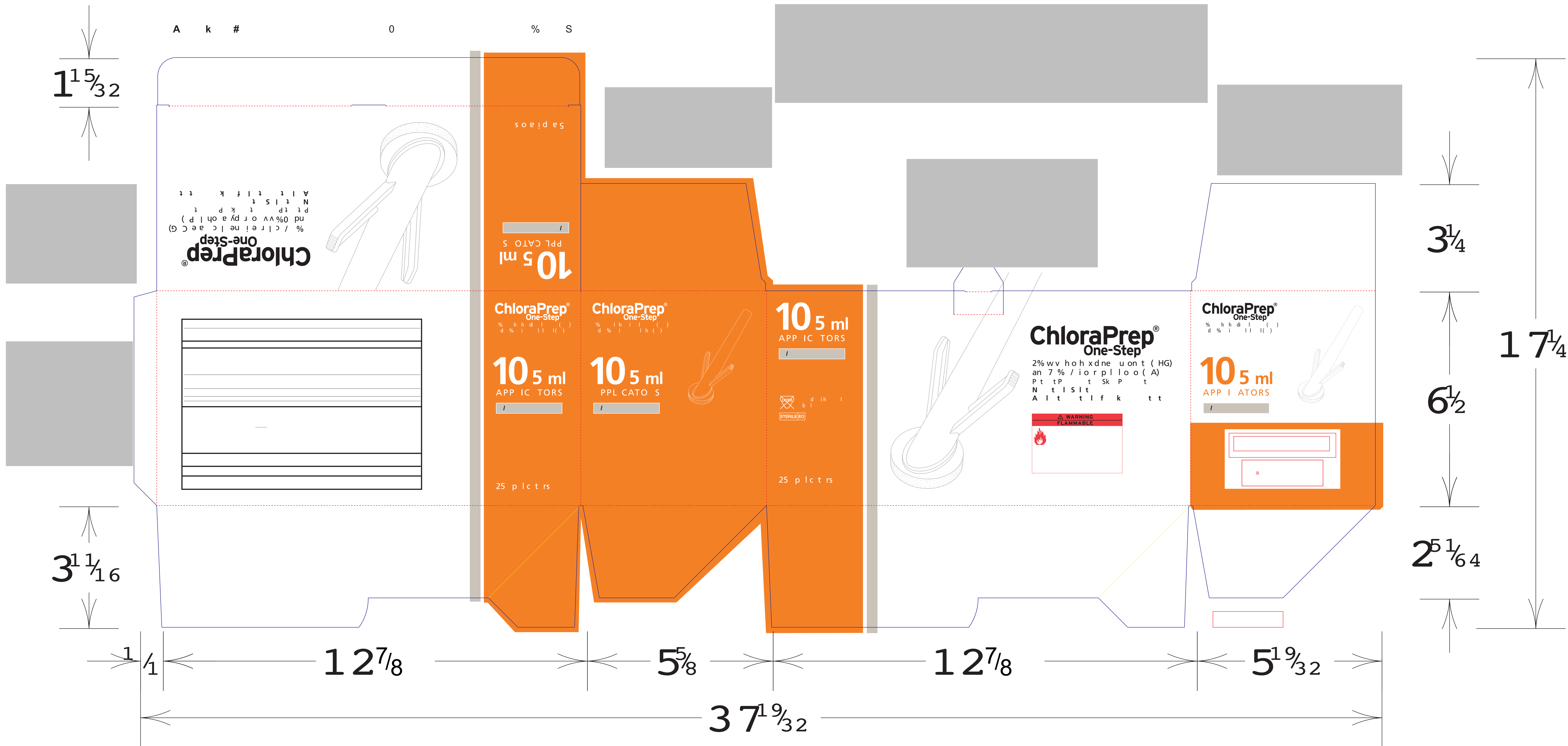
Front

3.8" length

<p style="text-align: center;">WARNING FLAMMABLE</p> <p>Keep away from fire or flame. To reduce risk of fire, PREP CAREFULLY:</p> <ul style="list-style-type: none"> • solution contains alcohol and gives off flammable vapors • avoid getting solution into hairy areas. Hair may take up to 1 hour to dry. Wet hair is flammable. • do not drape or use ignition source (e.g., cautery, laser) until solution is completely dry (minimum of 3 minutes on hairless skin; up to 1 hour in hair) • do not allow solution to pool • remove wet materials from prep area 	<p style="font-size: small;">Cat. No. 260415 / 260415NS / 260415NSB NDC 054365 400-11 Cat. No. 260400 / 260400NS / 260500NS NDC 054365 400 01</p> <p style="font-size: large; font-weight: bold;">Chloraprep® One-Step Chloraprep® With Tint</p> <p style="font-size: small;">2% w/v chlorhexidine gluconate (CHG) and 70% v/v isopropyl alcohol (IPA) Patient Preoperative Skin Preparation Non-sterile Solution Applicator is sterile if package is intact</p> <p style="font-size: large; font-weight: bold;">3 ml APPLICATOR</p> <p style="font-size: x-small;">Professional Use Only External Use Only Do Not Reuse Not made with natural rubber latex</p>						
<p style="font-weight: bold; font-size: large;">Drug Facts</p> <table border="1" style="width: 100%; border-collapse: collapse; font-size: x-small;"> <thead> <tr> <th style="text-align: left;">Active ingredients</th> <th style="text-align: right;">Purposes</th> </tr> </thead> <tbody> <tr> <td>Chlorhexidine gluconate 2% w/v.....</td> <td style="text-align: right;">Antiseptic</td> </tr> <tr> <td>Isopropyl alcohol 70% v/v.....</td> <td style="text-align: right;">Antiseptic</td> </tr> </tbody> </table> <p>Use for the preparation of the patient's skin prior to surgery. Helps to reduce bacteria that potentially can cause skin infection.</p> <p>Warnings For external use only. Flammable, keep away from fire or flame. To reduce risk of fire, PREP CAREFULLY:</p> <ul style="list-style-type: none"> ■ solution contains alcohol and gives off flammable vapors ■ avoid getting solution into hairy areas. Hair may take up to 1 hour to dry. Wet hair is flammable. ■ do not drape or use ignition source (e.g., cautery, laser) until solution is completely dry (minimum of 3 minutes on hairless skin; up to 1 hour in hair) ■ do not allow solution to pool ■ remove wet materials from prep area <p>Do not use</p> <ul style="list-style-type: none"> ■ on patients with known allergies to chlorhexidine gluconate or isopropyl alcohol ■ for lumbar puncture or in contact with the meninges ■ on open skin wounds or as a general skin cleanser 		Active ingredients	Purposes	Chlorhexidine gluconate 2% w/v.....	Antiseptic	Isopropyl alcohol 70% v/v.....	Antiseptic
Active ingredients	Purposes						
Chlorhexidine gluconate 2% w/v.....	Antiseptic						
Isopropyl alcohol 70% v/v.....	Antiseptic						

<p style="font-weight: bold; font-size: large;">Chloraprep® One-Step / Chloraprep® With Tint</p> <p style="font-size: small;">2% w/v chlorhexidine gluconate (CHG) and 70% v/v isopropyl alcohol (IPA)</p>
<p>Drug Facts (continued)</p> <p>When using this product keep out of eyes, ears, and mouth. May cause serious or permanent injury if permitted to enter and remain. If contact occurs, rinse with cold water right away and contact a doctor.</p> <p>Stop use and ask a doctor if irritation, sensitization, or allergic reaction occurs. These may be signs of a serious condition.</p> <p>Keep out of reach of children. If swallowed, get medical help or contact a Poison Control Center right away.</p> <p>Directions</p> <ul style="list-style-type: none"> ■ use with care in premature infants or infants under 2 months of age. These products may cause irritation or chemical burns. ■ use in a well ventilated area ■ maximal treatment area for one applicator is approximately 4 in. x 5 in. (130 cm²) ■ remove applicator from package; do not touch sponge ■ hold the applicator with the sponge down. Pinch wings only once to activate the ampule and release the antiseptic. ■ wet the sponge by pressing and releasing the sponge against the treatment area until liquid is visible on the skin ■ completely wet the treatment area with antiseptic ■ dry surgical sites (e.g., abdomen or arm): use gentle repeated back-and-forth strokes of the sponge for approximately 30 seconds. Allow solution to air dry for approximately 30 seconds. Do not blot or wipe away. ■ moist surgical sites (e.g., inguinal fold): use gentle repeated back-and-forth strokes of the sponge for approximately 2 minutes. Allow solution to air dry for approximately 1 minute. Do not blot or wipe away. ■ if using an ignition source, allow the solution to completely dry (minimum of 3 minutes on hairless skin; up to 1 hour in hair). Do not blot or wipe away. ■ discard the applicator after a single use along with any portion of the solution not required to cover the prep area. It is not necessary to use the entire amount available. <p>Other information ■ store between 15–30 °C (59–86 °F) ■ avoid freezing and excessive heat above 40 °C (104 °F) ■ the tint will slowly fade from the skin. Soap and water, or alcohol may be used to remove the tint if desired.</p> <p>Inactive ingredients FD&C green #3 dye (Scrub-Teal applicators only), FD&C yellow #6 dye (Hi-Lite Orange applicators only), USP purified water</p> <p>Questions? ■ www.chloraprep.com ■ call 1-800-523-0502 (M-F 8 a.m.–5 p.m. CST)</p>
CareFusion, El Paso, TX 79912 · Artwork 6-775400 · GXXXX · Made in the USA of US and imported parts

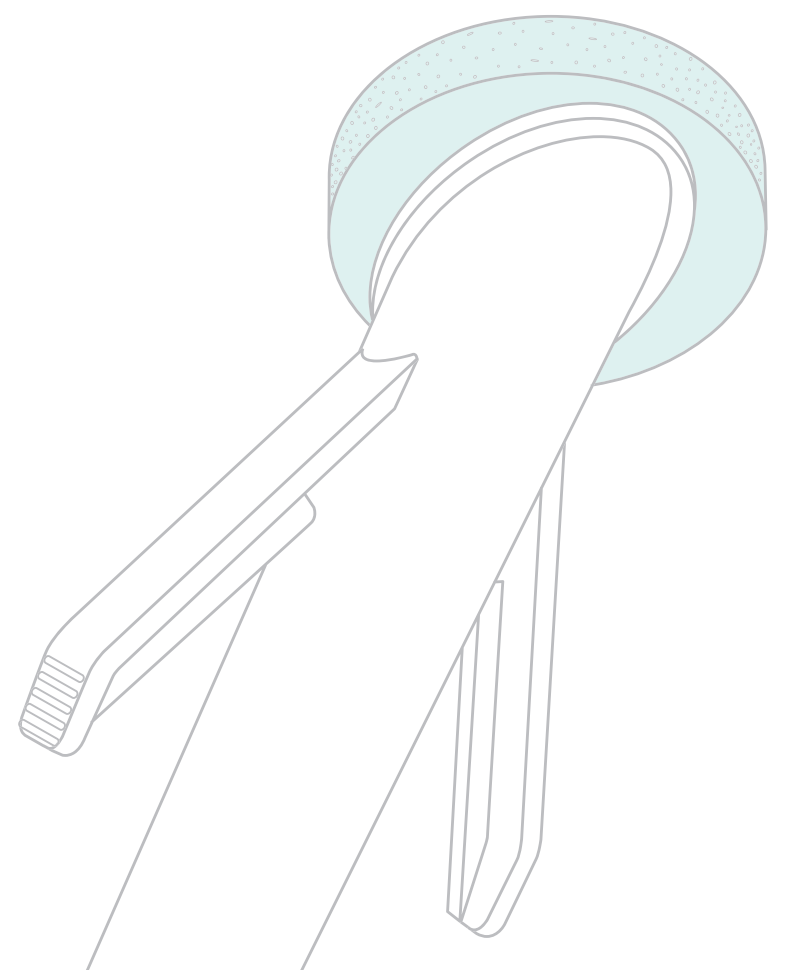
Back



A k 0

$1\frac{15}{32}$

Chloraprep®
With Tint
2% w/v Chlorhexidine Gluconate / 0.1% povidone-iodine Antiseptic Wipes
NIP
Airtight



10.5 ml
APPLICATORS
S b T I

Chloraprep®
With Tint
10.5 ml
APPLICATORS
S b T I

Chloraprep®
With Tint
10.5 ml
APPLICATORS
S T I

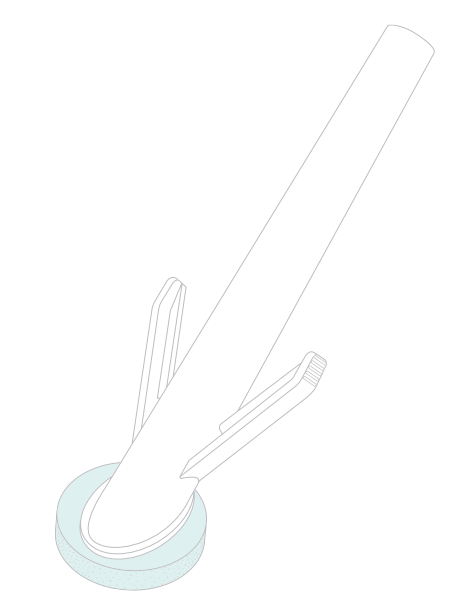
10.5 ml
APPLICATORS
S b T I

STERILE
b l h l

Chloraprep®
With Tint
2% w/v Chlorhexidine Gluconate (CHG) and 0.1% Povidone-Iodine (P) Antiseptic Wipes
NIP
Airtight



Chloraprep®
With Tint
10.5 ml
APPLICATORS
S b T I



$3\frac{1}{16}$

$1\frac{1}{16}$

$12\frac{7}{8}$

$5\frac{5}{8}$

$12\frac{7}{8}$

$5\frac{9}{32}$

$37\frac{9}{32}$

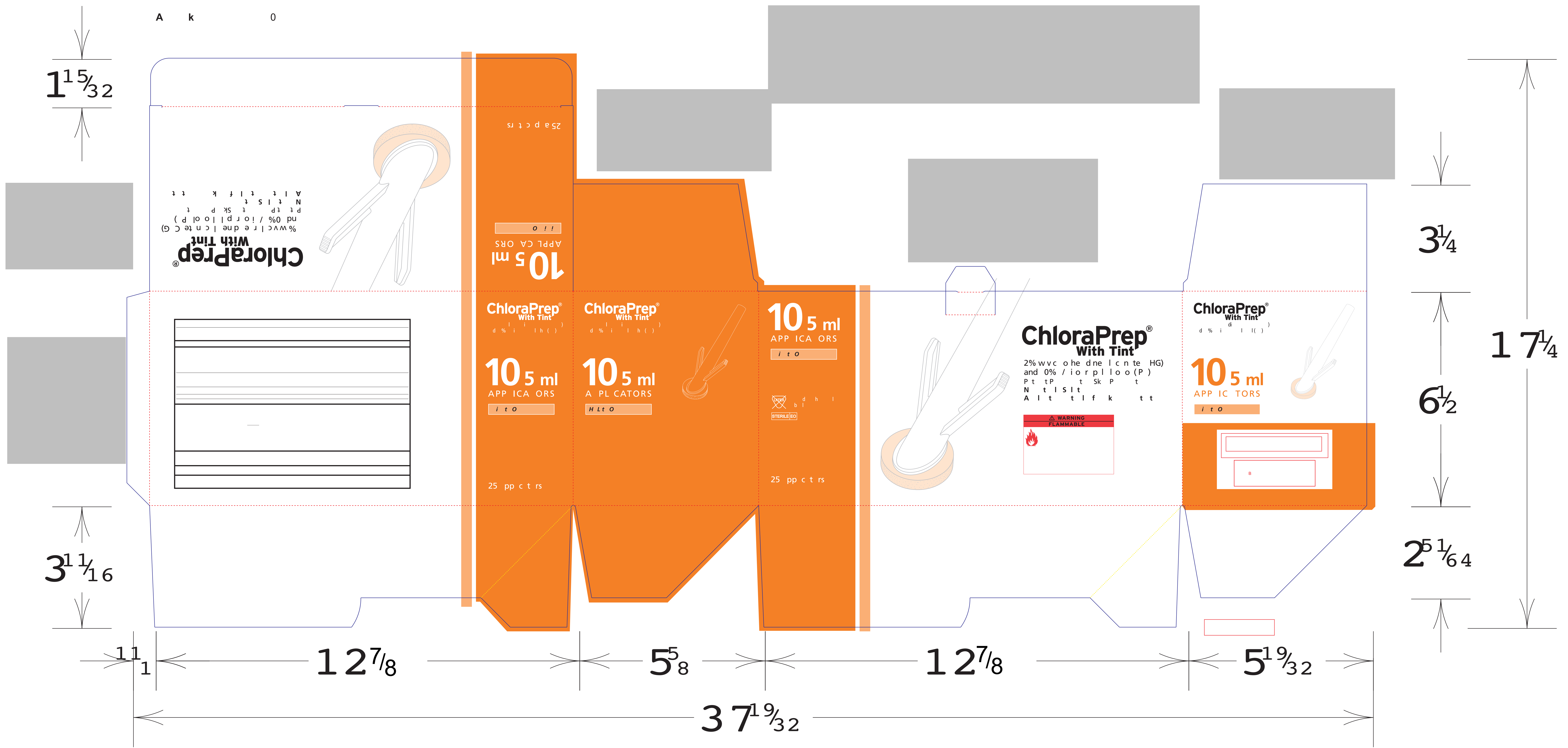
$3\frac{1}{4}$

$17\frac{1}{4}$

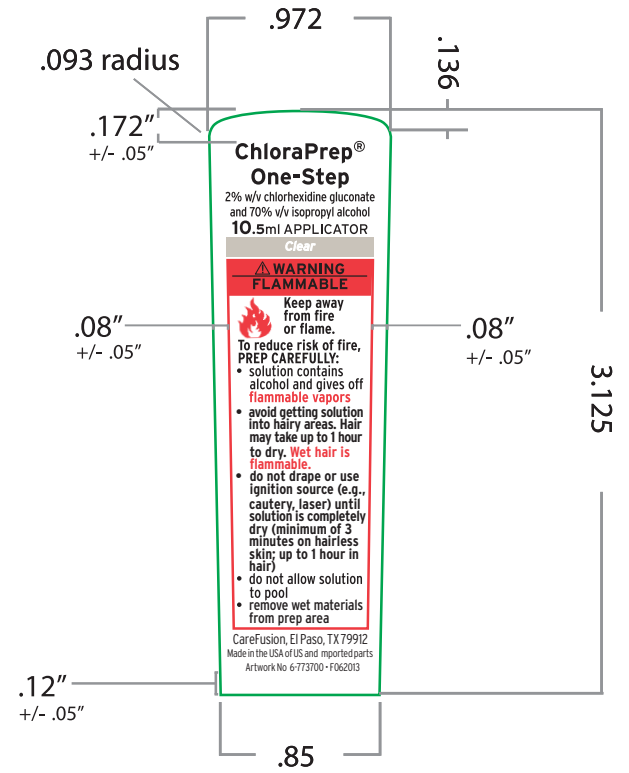
$6\frac{1}{2}$

$2\frac{5}{64}$

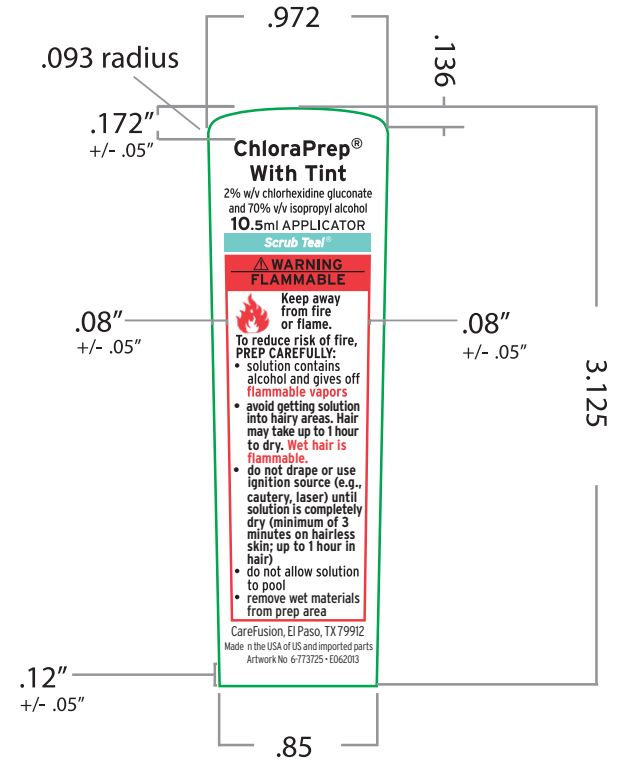
A k 0



Part No. 6-773700
10.5-ml ChloroPrep One-Step
In-Line Mold Labels

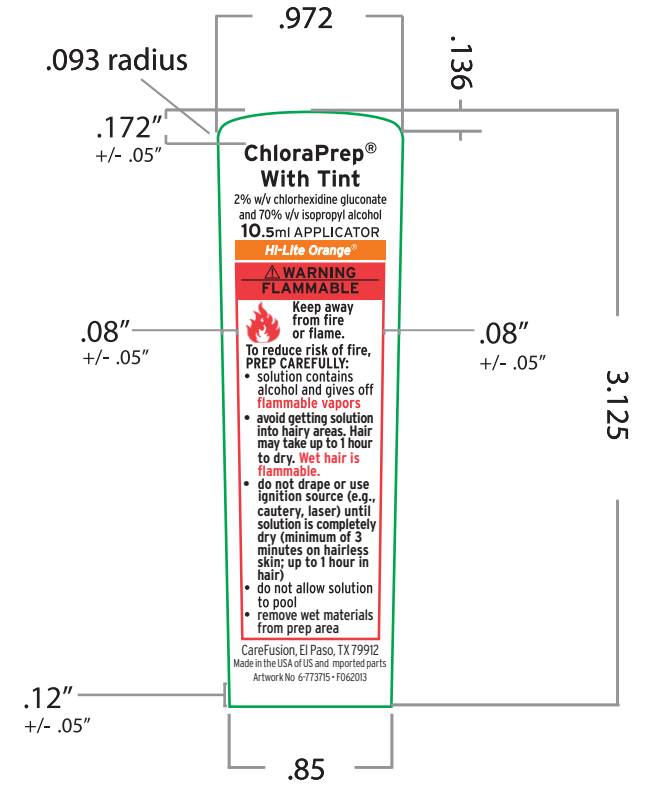


Part No. 6-773725
10.5-ml ChloroPrep With Tint
In-Line Mold Labels





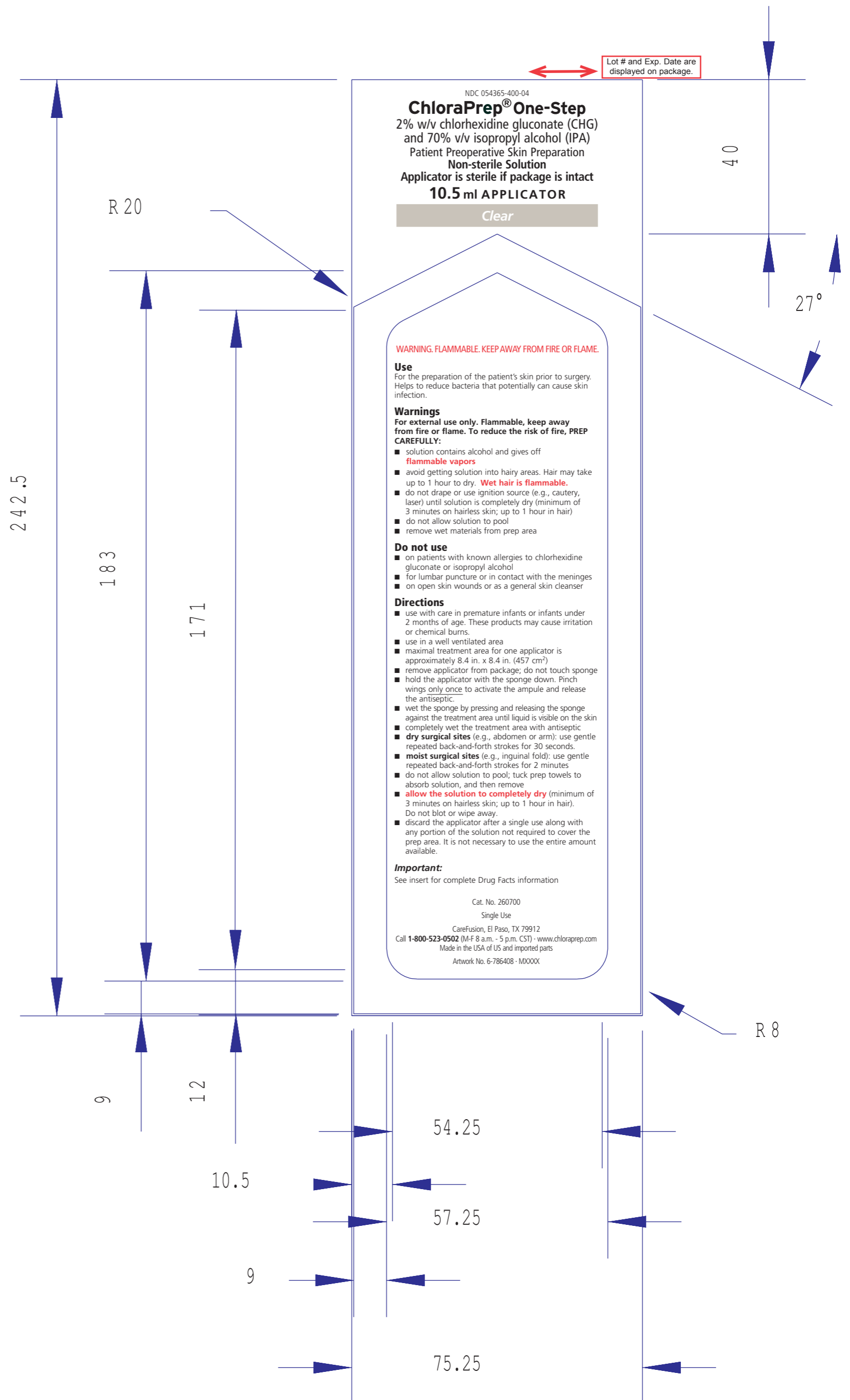

Part No. 6-773715
10.5-ml ChloraPrep With Tint
In-Line Mold Labels



Artwork No. 6-786408 10.5-ml ChloroPrep Clear Applicator Tyvek lidding for K-8

(b) (4)

Text starts 3mm from top of package die and ends 15mm from bottom of package die
 Text (Drug Facts Box) is centered 10.25mm from either side

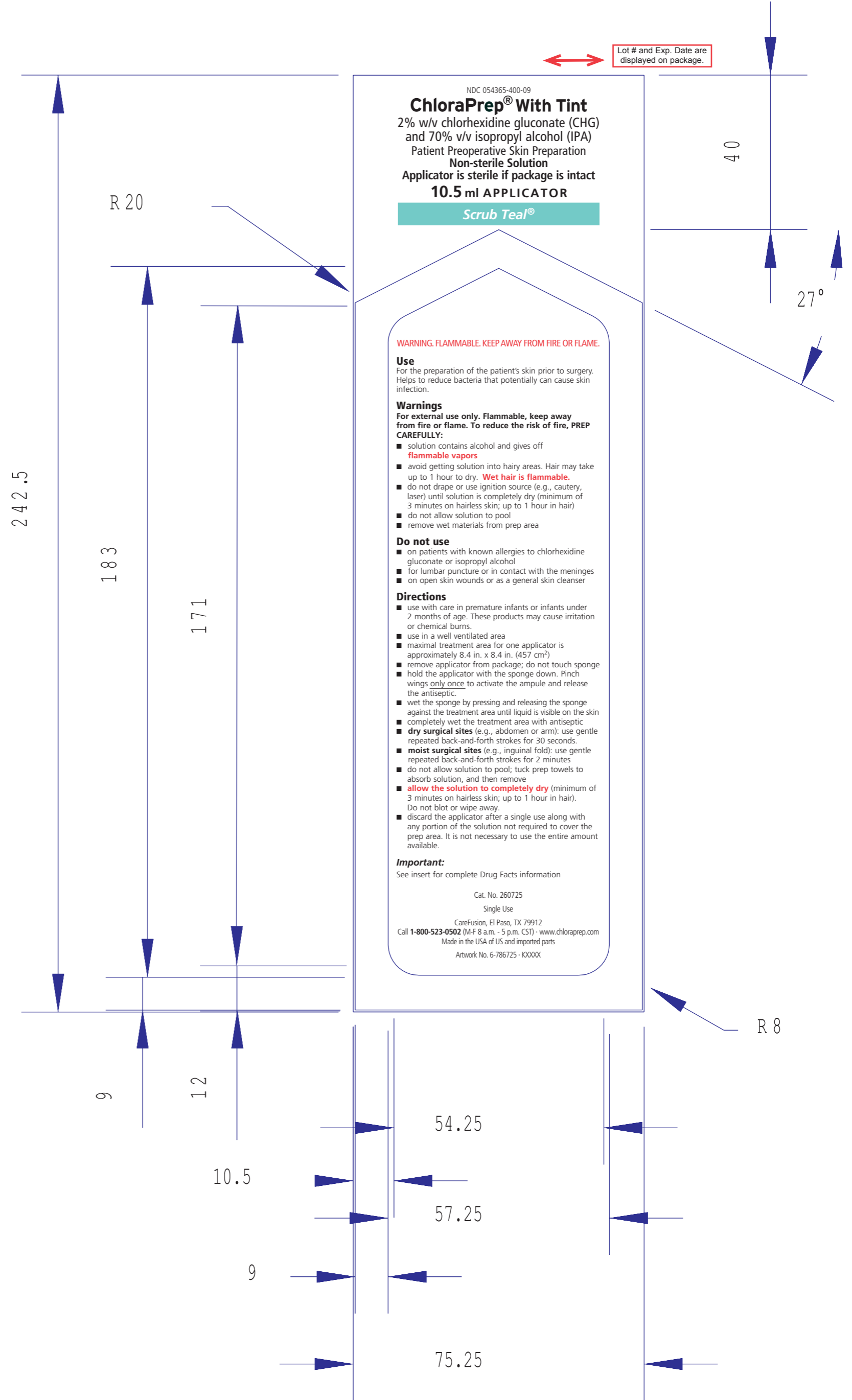



Artwork No. 6-786725 10.5-mL ChloroPrep With Tint Applicator Tyvek lidding

(b) (4)

To view remaining history - See Rev. H-2

Text starts 3mm from top of package die and ends 15mm from bottom of package die
Text is centered 10.25mm from either side






Artwork No. 6-640248, 10.5-mL Applicator ChloroPrep® One-Step

(b) (4)

(b) (4)

4.75" width

Front

WARNING FLAMMABLE		ChloroPrep® One-Step ChloroPrep® With Tint
 Keep away from fire or flame. To reduce risk of fire, PREP CAREFULLY:	<ul style="list-style-type: none">• solution contains alcohol and gives off flammable vapors• avoid getting solution into hairy areas. Hair may take up to 1 hour to dry. Wet hair is flammable.• do not drape or use ignition source (e.g., cautery, laser) until solution is completely dry (minimum of 3 minutes on hairless skin; up to 1 hour in hair)• do not allow solution to pool• remove wet materials from prep area	2% w/v chlorhexidine gluconate (CHG) and 70% v/v isopropyl alcohol (IPA) Patient Preoperative Skin Preparation Non-sterile Solution Applicator is sterile if package is intact 10.5 ml APPLICATOR
		Professional Use Only  Do Not Reuse  Not made with natural rubber latex
		Cat. No. 260700 / 260700NS / 260700NSB NDC 054365-400-04 Cat. No. 260715 / 260715NS / 260715NSB NDC 054365-400-12 Cat. No. 260725 / 260725NS / 260725NSB NDC 054365-400-09
Drug Facts		
Active ingredients		Purposes
Chlorhexidine gluconate 2% w/v.....		Antiseptic
Isopropyl alcohol 70% v/v.....		Antiseptic
Use for the preparation of the patient's skin prior to surgery. Helps to reduce bacteria that potentially can cause skin infection.		
Warnings		
For external use only. Flammable, keep away from fire or flame. To reduce risk of fire, PREP CAREFULLY		
<ul style="list-style-type: none">■ solution contains alcohol and gives off flammable vapors■ avoid getting solution into hairy areas. Hair may take up to 1 hour to dry. Wet hair is flammable.■ do not drape or use ignition source (e.g., cautery, laser) until solution is completely dry (minimum of 3 minutes on hairless skin; up to 1 hour in hair)■ do not allow solution to pool■ remove wet materials from prep area		
Do not use		
<ul style="list-style-type: none">■ on patients with known allergies to chlorhexidine gluconate or isopropyl alcohol■ for lumbar puncture or in contact with the meninges■ on open skin wounds or as a general skin cleanser		

3.8" length

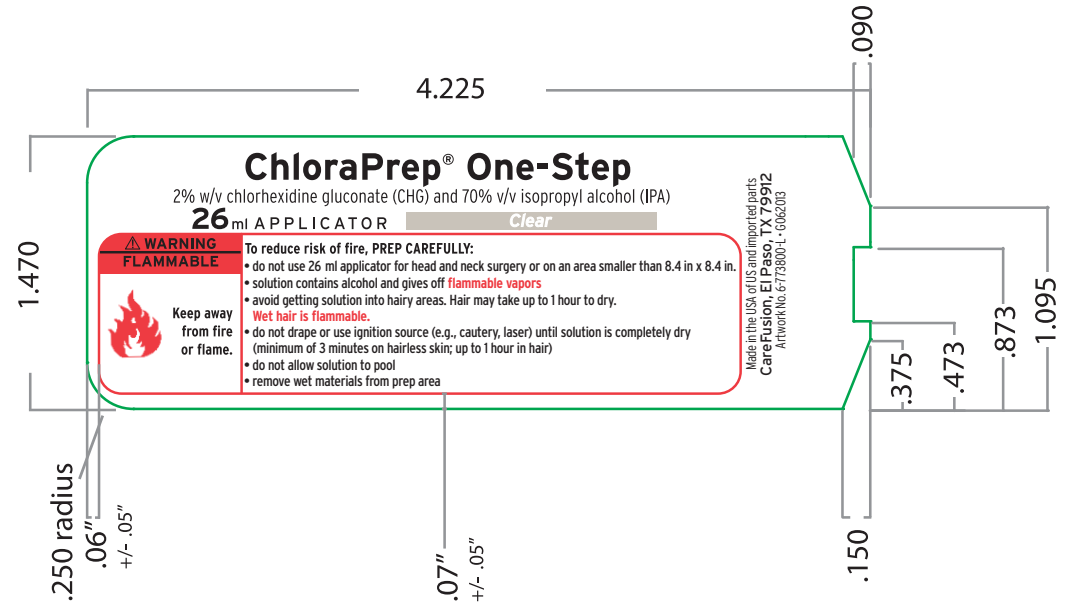
ChloroPrep® One-Step / ChloroPrep® With Tint 2% w/v chlorhexidine gluconate (CHG) and 70% v/v isopropyl alcohol (IPA)	
Drug Facts (continued)	
When using this product keep out of eyes, ears, and mouth. May cause serious or permanent injury if permitted to enter and remain. If contact occurs, rinse with cold water right away and contact a doctor.	
Stop use and ask a doctor if irritation, sensitization, or allergic reaction occurs. These may be signs of a serious condition.	
Keep out of reach of children. If swallowed, get medical help or contact a Poison Control Center right away.	
Directions	
<ul style="list-style-type: none">■ use with care in premature infants or infants under 2 months of age. These products may cause irritation or chemical burns.■ use in a well ventilated area■ maximal treatment area for one applicator is approximately 8.4 in. x 8.4 in. (457 cm²)■ remove applicator from package; do not touch sponge■ hold the applicator with the sponge down. Pinch wings only once to activate the ampule and release the antiseptic.■ wet the sponge by pressing and releasing the sponge against the treatment area until liquid is visible on the skin■ completely wet the treatment area with antiseptic■ dry surgical sites (e.g., abdomen or arm): use gentle repeated back-and-forth strokes for 30 seconds■ moist surgical sites (e.g., inguinal fold): use gentle repeated back-and-forth strokes for 2 minutes■ do not allow solution to pool; tuck prep towels to absorb solution, and then remove■ allow the solution to completely dry (minimum of 3 minutes on hairless skin; up to 1 hour in hair). Do not blot or wipe away.■ discard the applicator after a single use along with any portion of the solution not required to cover the prep area. It is not necessary to use the entire amount available.	
Other information ■ store between 15–30 °C (59–86 °F) ■ avoid freezing and excessive heat above 40 °C (104 °F) ■ the tint will slowly fade from the skin. Soap and water, or alcohol may be used to remove the tint if desired.	
Inactive ingredients FD&C green #3 dye (Scrub-Teal applicators only), FD&C yellow #6 dye (Hi-Lite Orange applicators only), USP purified water	
Questions? ■ www.chloroprep.com ■ call 1-800-523-0502 (M-F 8 a.m.–5 p.m. CST)	
CareFusion, El Paso, TX 79912 · Artwork No. 6-640248 · KXXXX · Made in the USA of US and imported parts	

Back

(b) (4)

Part No. 6-773800-L
26-ml ChloroPrep One-Step
In-Line Mold Labels

(b) (4)



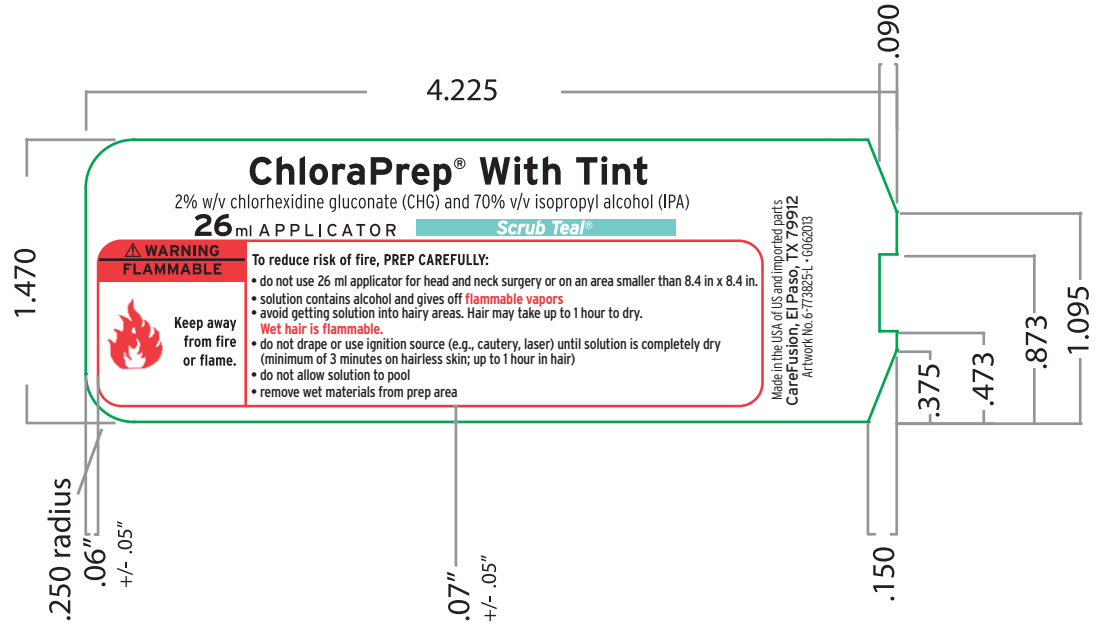
(b) (4)

(b) (4)

(b) (4)

Part No. 6-773825-L
26-ml ChloroPrep with tint
In-Line Mold Labels

(b) (4)



(b) (4)

(b) (4)

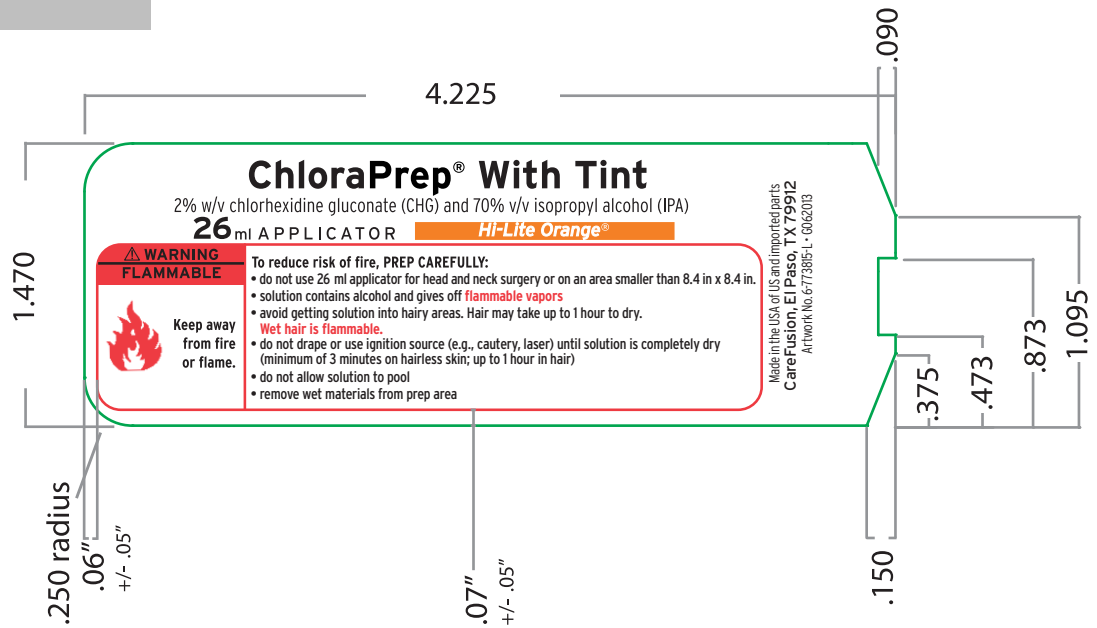
Part No. 6-773815-L
26-ml ChloroPrep with tint
In-Line Mold Labels

(b) (4)

(b) (4)

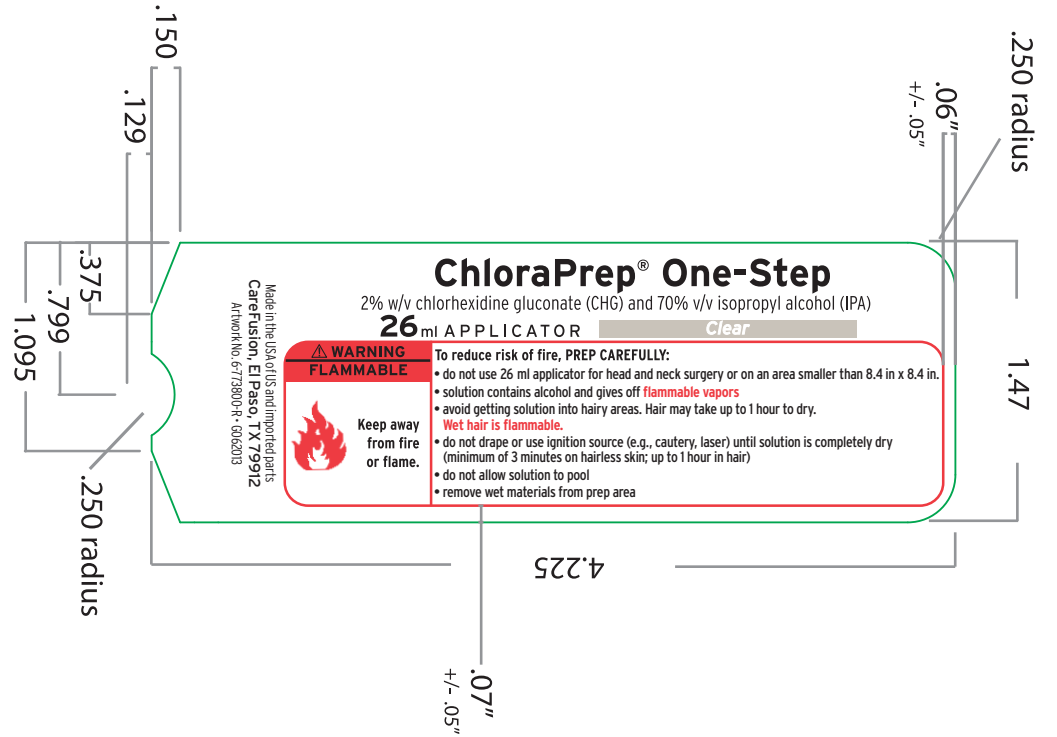
(b) (4)

(b) (4)



(b) (4)

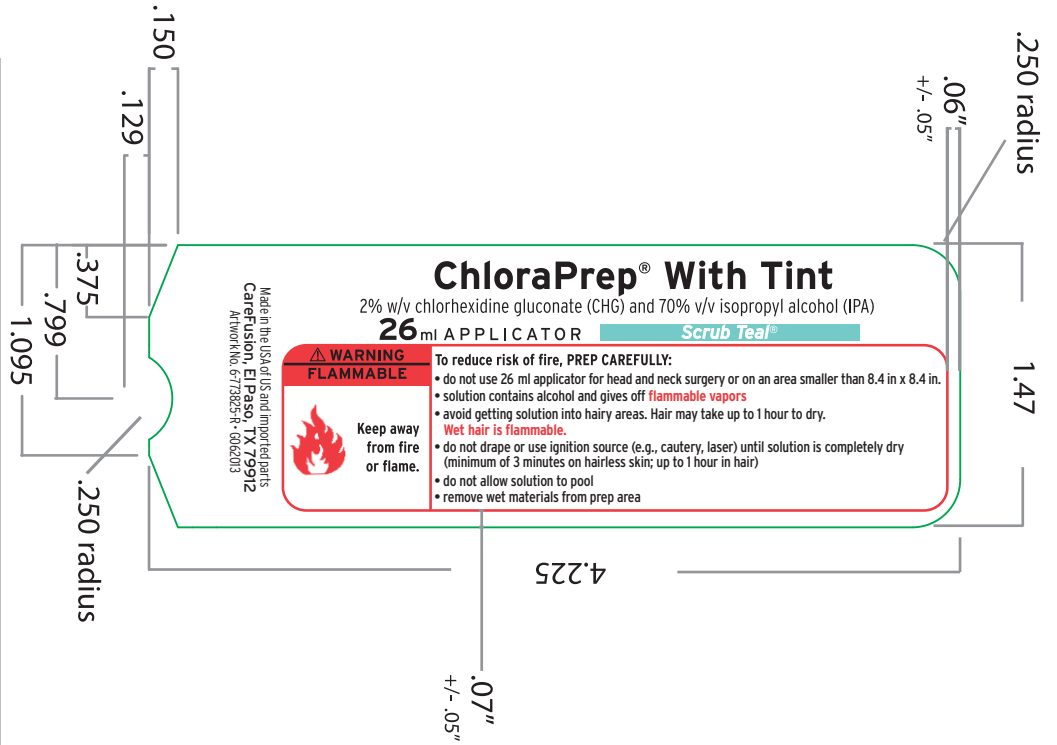
Part No. 6-773800-R
26-ml ChloroPrep One-Step
In-Line Mold Labels



(b) (4)

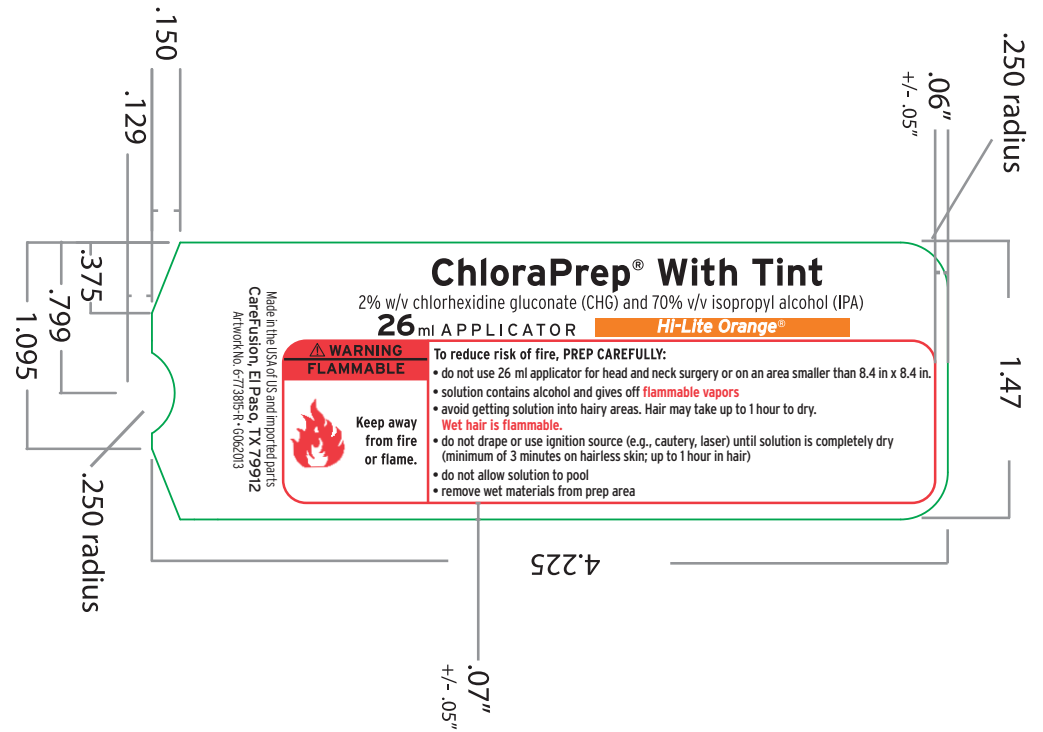
Part No. 6-773825-R
26-ml ChloroPrep with tint
In-Line Mold Labels

(b) (4)



(b) (4)

Part No. 6-773815-R
26-ml ChloraPrep with tint
In-Line Mold Labels



(b) (4)

(b) (4)

(b) (4)


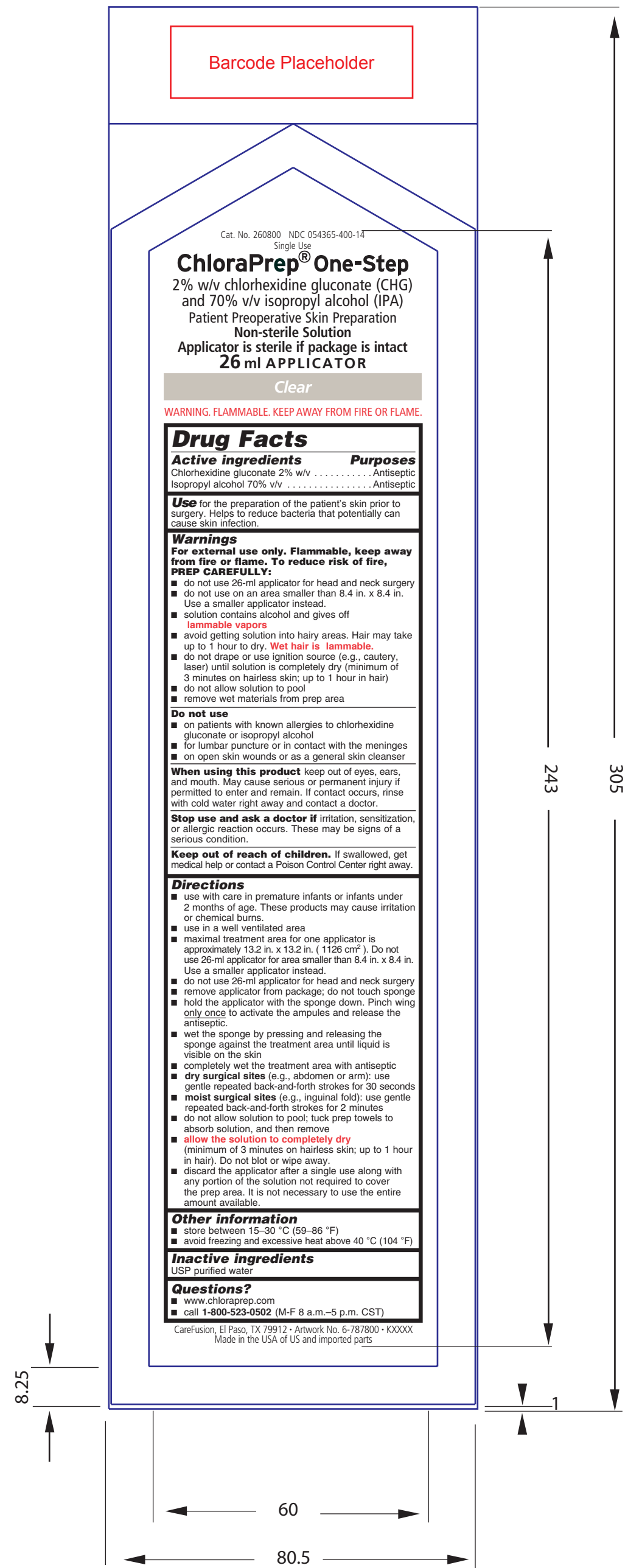
Artwork No. 6-787800, 26-mL ChloroPrep One-Step Applicator Lidding

(b) (4)

(b) (4)

(b) (4)

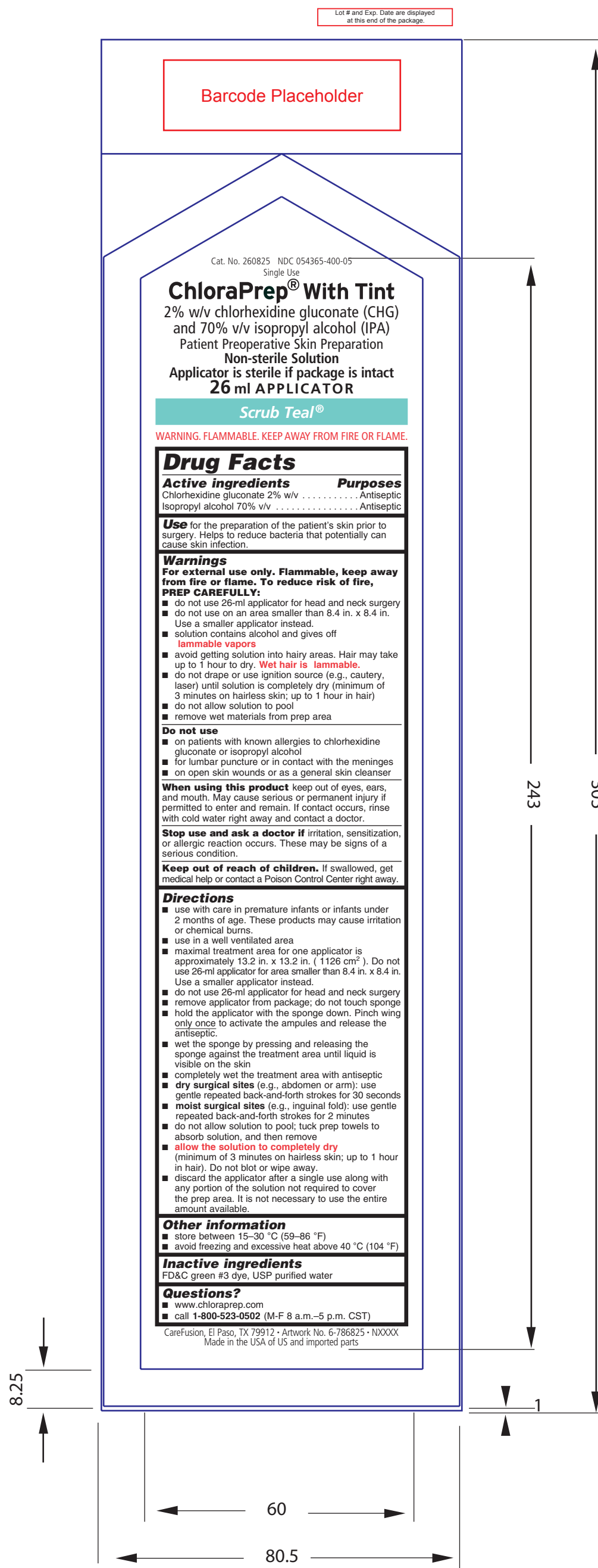
Lot # and Exp. Date are displayed at this end of the package.



Artwork No. 6-786825, 26-mL ChloroPrep with Tint (Teal) Applicator Lidding


(b) (4)

(b) (4)

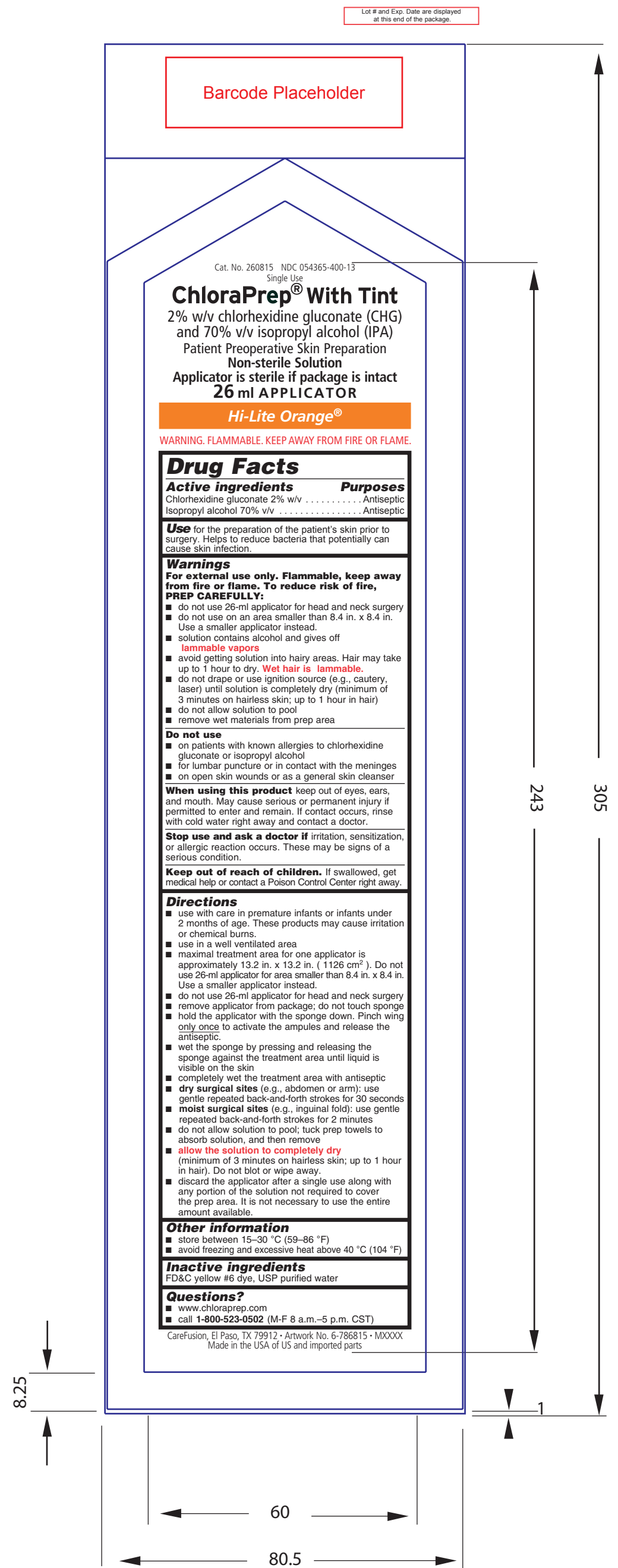


Artwork No. 6-786815, 26-mL ChloroPrep with Tint (Orange) Applicator Lidding

(b) (4)



(b) (4)



Artwork No. 6-775815, 26-mL ChloroPrep® One-Step & With Tint Applicator Sterile, Non-Sterile / Bulk Insert Sheet - Chlorhexidine Gluconate 2% w/v and Isopropyl Alcohol 70% v/v Patient Preoperative Skin Preparation

(b) (4)

(b) (4)

5" width Front

WARNING
FLAMMABLE

Keep away from fire or flame.
To reduce risk of fire, PREP CAREFULLY:

- do not use 26-ml applicator for head and neck surgery or on an area smaller than 8.4 in. x 8.4 in. Use a smaller applicator instead.
- solution contains alcohol and gives off **flammable vapors**
- avoid getting solution into hairy areas. Hair may take up to 1 hour to dry. **Wet hair is flammable.**
- do not drape or use ignition source (e.g., cautery, laser) until solution is completely dry (minimum of 3 minutes on hairless skin; up to 1 hour in hair)
- do not allow solution to pool
- remove wet materials from prep area

ChloroPrep® One-Step
ChloroPrep® With Tint

2% w/v chlorhexidine gluconate (CHG) and 70% v/v isopropyl alcohol (IPA)
Patient Preoperative Skin Preparation
Non-sterile Solution
Applicator is sterile if package is intact
26 ml APPLICATOR

Professional Use Only Do Not Reuse Not made with natural rubber latex

Cat. No. 260800 / 260800NS / 260800NSB NDC 054365 400-14
Cat. No. 260815 / 260815NS / 260815NSB NDC 054365 400-13
Cat. No. 260825 / 260825NS / 260825NSB NDC 054365 400-05

Drug Facts

Active ingredients	Purposes
Chlorhexidine gluconate 2% w/v.....	Antiseptic
Isopropyl alcohol 70% v/v.....	Antiseptic

Use for the preparation of the patient's skin prior to surgery. Helps to reduce bacteria that potentially can cause skin infection.

Warnings
For external use only. Flammable, keep away from fire or flame. To reduce risk of fire, PREP CAREFULLY:

- do not use 26-ml applicator for head and neck surgery
- do not use on an area smaller than 8.4 in. x 8.4 in. Use a smaller applicator instead
- solution contains alcohol and gives off **flammable vapors**
- avoid getting solution into hairy areas. Hair may take up to 1 hour to dry. **Wet hair is flammable.**
- do not drape or use ignition source (e.g., cautery, laser) until solution is completely dry (minimum of 3 minutes on hairless skin; up to 1 hour in hair)
- do not allow solution to pool
- remove wet materials from prep area

4" length

ChloroPrep® One-Step / ChloroPrep® With Tint
2% w/v chlorhexidine gluconate (CHG) and 70% v/v isopropyl alcohol (IPA)

Drug Facts (continued)

Do not use

- on patients with known allergies to chlorhexidine gluconate or isopropyl alcohol
- for lumbar puncture or in contact with the meninges
- on open skin wounds or as a general skin cleanser

When using this product keep out of eyes, ears, and mouth. May cause serious or permanent injury if permitted to enter and remain. If contact occurs, rinse with cold water right away and contact a doctor.

Stop use and ask a doctor if irritation, sensitization, or allergic reaction occurs. These may be signs of a serious condition.

Keep out of reach of children. If swallowed, get medical help or contact a Poison Control Center right away.

Directions

- use with care in premature infants or infants under 2 months of age. These products may cause irritation or chemical burns.
- use in a well ventilated area
- maximal treatment area for one applicator is approximately 13.2 in. x 13.2 in. (1126 cm²).
- remove applicator from package; do not touch sponge
- hold the applicator with the sponge down. Pinch wings **only once** to activate the ampules and release the antiseptic.
- wet the sponge by pressing and releasing the sponge against the treatment area until liquid is visible on the skin
- completely wet the treatment area with antiseptic
- **dry surgical sites** (e.g., abdomen or arm): use gentle repeated back-and-forth strokes for 30 seconds
- **moist surgical sites** (e.g., inguinal fold): use gentle repeated back-and-forth strokes for 2 minutes
- do not allow solution to pool; tuck prep towels to absorb solution, and then remove
- **allow the solution to completely dry** (minimum of 3 minutes on hairless skin; up to 1 hour in hair). Do not blot or wipe away.
- discard the applicator after a single use along with any portion of the solution not required to cover the prep area. It is not necessary to use the entire amount available.

Other information ■ store between 15–30 °C (59–86 °F) ■ avoid freezing and excessive heat above 40 °C (104 °F) ■ the tint will slowly fade from the skin. Soap and water, or alcohol may be used to remove the tint if desired.

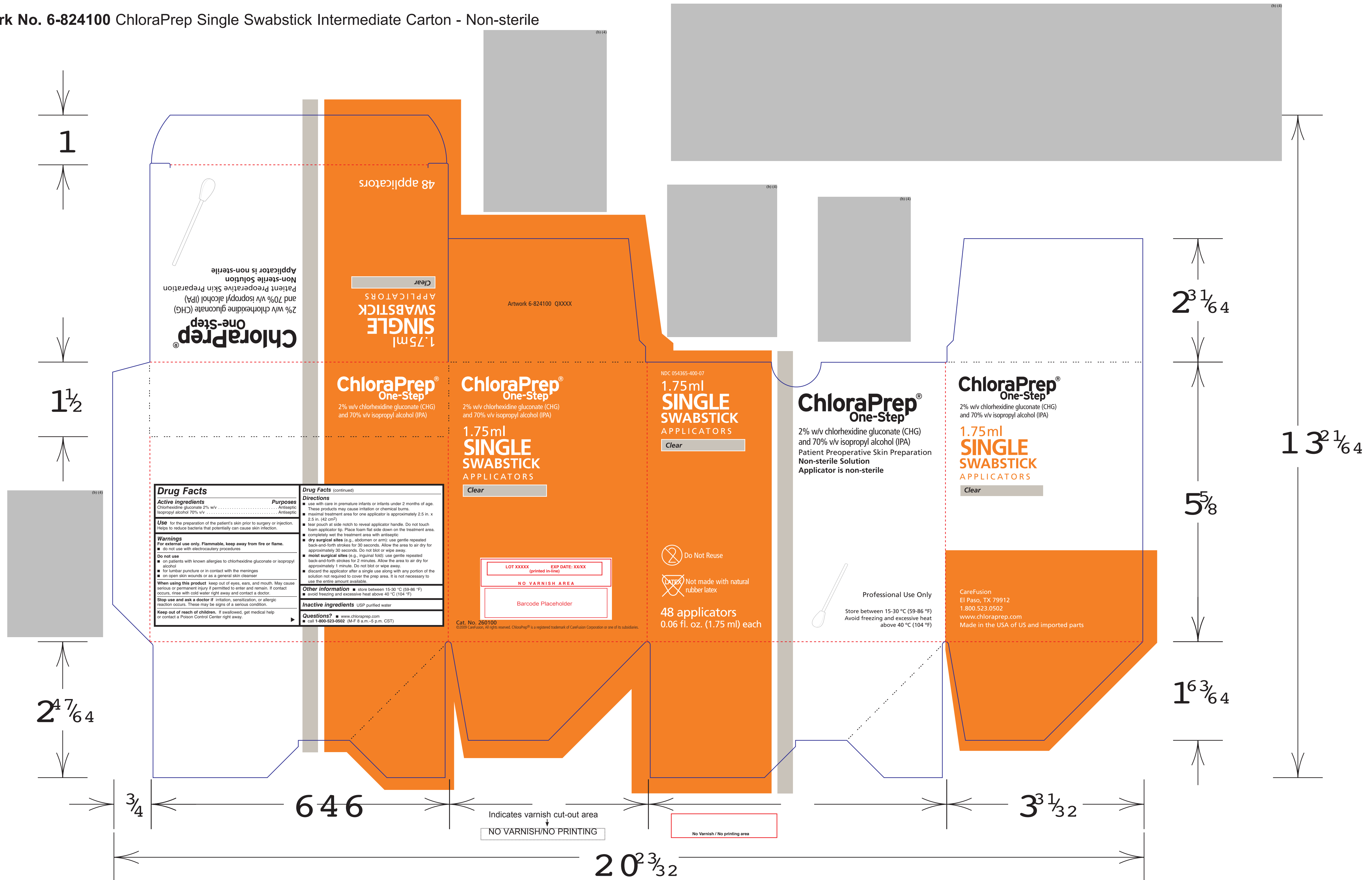
Inactive ingredients FD&C green #3 dye (Scrub-Teal applicators only), FD&C yellow #6 dye (Hi-Lite Orange applicators only), USP purified water

Questions? ■ www.chloroprep.com ■ call 1-800-523-0502 (M-F 8 a.m.–5 p.m. CST)

CareFusion, El Paso, TX 79912 · Artwork No. 6-775815 · JXXXX · Made in the USA of US and imported parts

Back

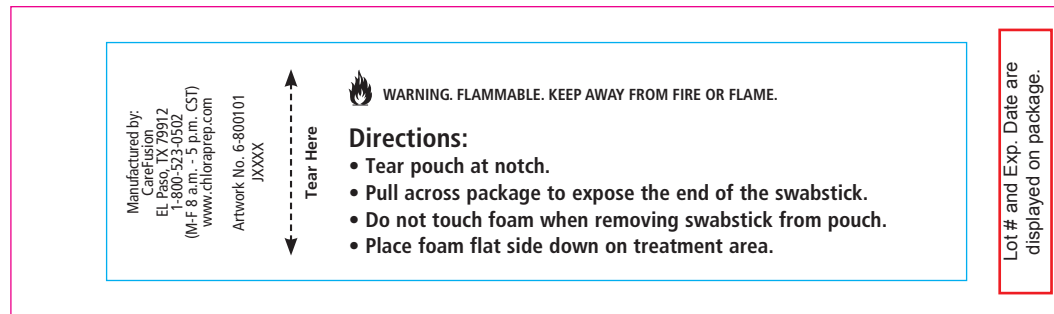
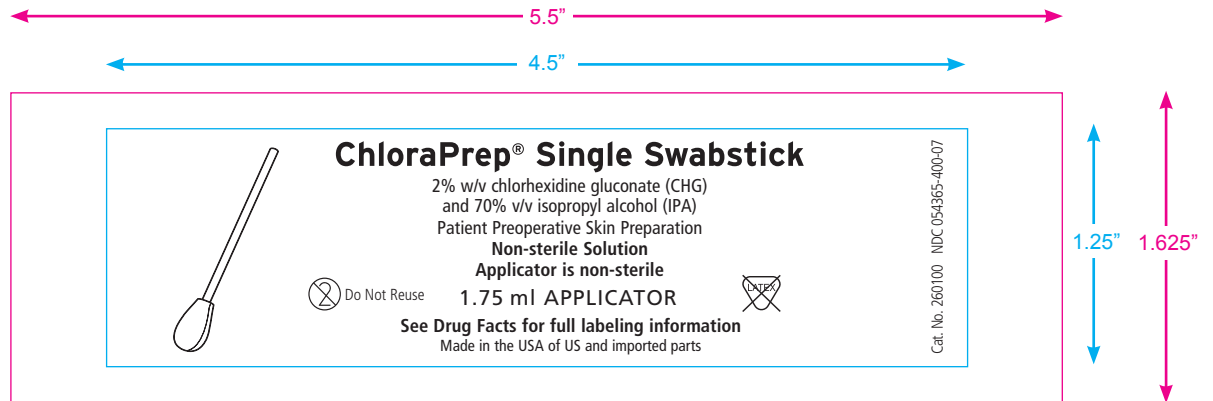
Artwork No. 6-824100 ChloroPrep Single Swabstick Intermediate Carton - Non-sterile



Artwork No. 6-800101, Chloraprep One-Step Single Swabstick Foil Pouch

(b) (4)

(b) (4)



.95" From left edge of live area to point of arrow for tear perforation

Artwork No. 6-656900, Chloraprep One-Step Drug Facts Insert for Single & Triple Swabsticks

(b) (4)



(b) (4)

4.75" width

Front

Cat. No. 260100 / 260100B NDC 054365-400-07
 Cat. No. 260103 / 260103B NDC 054365-400-08

Chloraprep® Single Swabstick/Chloraprep® Triple Swabstick
 2% w/v chlorhexidine gluconate (CHG) and 70% v/v isopropyl alcohol (IPA)
 Patient Preoperative Skin Preparation
Non-sterile Solution
Applicator is non-sterile
 1.75 ml APPLICATOR / 5.25 ml APPLICATOR

 Not made with natural rubber latex
  Do Not Reuse
 Professional Use Only
 External Use Only

Drug Facts	Purposes
Active ingredients	
Chlorhexidine gluconate 2% w/v	Antiseptic
Isopropyl alcohol 70% v/v	Antiseptic

Use for the preparation of the patient's skin prior to surgery or injection. Helps to reduce bacteria that potentially can cause skin infection.

Warnings
For external use only. Flammable, keep away from fire or flame.

- do not use with electrocautery procedures

Do not use

- on patients with known allergies to chlorhexidine gluconate or isopropyl alcohol
- for lumbar puncture or in contact with the meninges
- on open skin wounds or as a general skin cleanser

When using this product keep out of eyes, ears, and mouth. May cause serious or permanent injury if permitted to enter and remain. If contact occurs, rinse with cold water right away and contact a doctor.

Stop use and ask a doctor if irritation, sensitization, or allergic reaction occurs. These may be signs of a serious condition. ▶

3.8" length

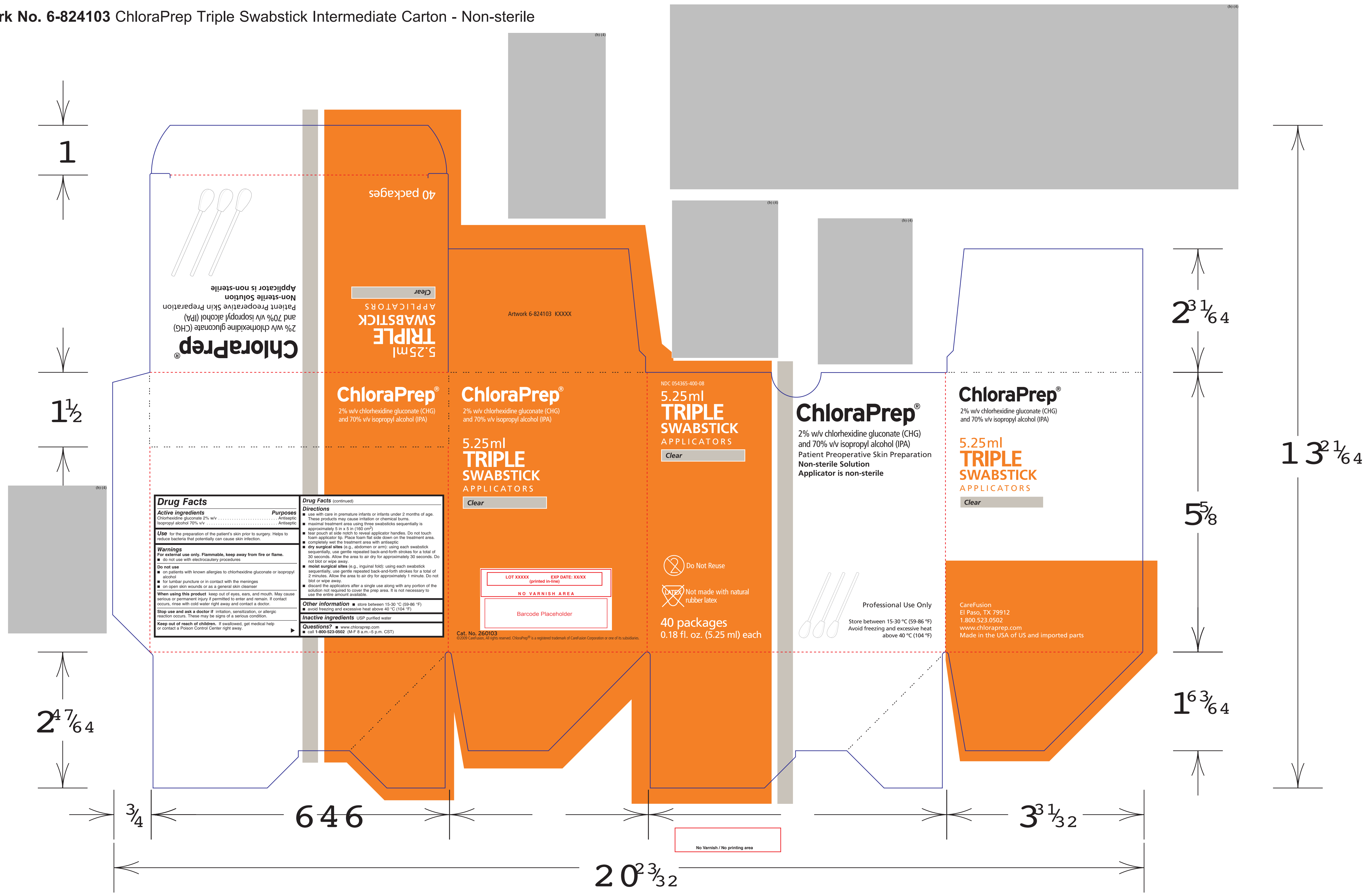
Chloraprep® Single Swabstick/Chloraprep® Triple Swabstick
 2% w/v chlorhexidine gluconate (CHG) and 70% v/v isopropyl alcohol (IPA)

Drug Facts (cont nued)
Keep out of reach of children. If swallowed, get medical help or contact a Poison Control Center right away.
Directions
<ul style="list-style-type: none"> ■ use with care in premature infants or infants under 2 months of age. These products may cause irritation or chemical burns. ■ maximal treatment area using <ul style="list-style-type: none"> ■ one single swabstick applicator is approximately 2.5 in. x 2.5 in. (42 cm²) ■ three swabsticks sequentially is approximately 5 in. x 5 in. (160 cm²) ■ tear pouch at side notch to reveal applicator handles. Do not touch foam applicator tip. Place foam flat side down on the treatment area. ■ completely wet the treatment area with antiseptic ■ dry surgical sites (e.g., abdomen or arm): use gentle repeated back-and-forth strokes for 30 seconds (when using the triple swabstick applicators, use each swabstick sequentially within the 30 seconds). Allow the area to air dry for approximately 30 seconds. Do not blot or wipe away. ■ moist surgical sites (e.g., inguinal fold): use gentle repeated back-and-forth strokes for 2 minutes (when using the triple swabstick applicators, use each swabstick sequentially within the 2 minutes). Allow the area to air dry for approximately 1 minute. Do not blot or wipe away. ■ discard the applicator after a single use along with any portion of the solution not required to cover the prep area. It is not necessary to use the entire amount available.
Other information ■ store between 15–30 °C (59–86 °F) ■ avoid freezing and excessive heat above 40 °C (104 °F)
Inactive ingredients USP purified water
Questions? ■ www.chloraprep.com ■ call 1-800-523-0502 (M-F 8 a.m.–5 p.m. CST)

CareFusion, El Paso, TX 79912 · Artwork No. 6-656900 · NXXXX · Made in the USA of US and imported parts

Back

Artwork No. 6-824103 ChloroPrep Triple Swabstick Intermediate Carton - Non-sterile



Artwork No. 6-800104, Chloraprep One-Step Triple Swabstick Foil Pouch

(b) (4)

(b) (4)

Chloraprep® Triple Swabstick
2% w/v chlorhexidine gluconate (CHG)
and 70% v/v isopropyl alcohol (IPA)
Patient Preoperative Skin Preparation
Non-sterile Solution
Applicator is non-sterile
5.25 ml APPLICATOR
See Drug Facts for full labeling information
Made in the USA of US and imported parts

Do Not Reuse

Cat. No. 260103 NDC 054365-400-08

5.5"

5"

2"

2.375"

Manufactured by:
CareFusion
El Paso, TX 79912
1-800-523-0502 (M-F 8 a.m. - 5 p.m. CST)
www.chloraprep.com

Artwork No. 6-800104 IXXXX

Tear Here

WARNING. FLAMMABLE. KEEP AWAY FROM FIRE OR FLAME.

Directions:

- Tear pouch at notch.
- Pull across package to expose the ends of the swabsticks.
- Do not touch foam when removing swabsticks from pouch.
- Place foam flat side down on treatment area.

Lot # and Exp. Date are embossed on package film

95" From left edge of live area to point of arrow for tear perforation